



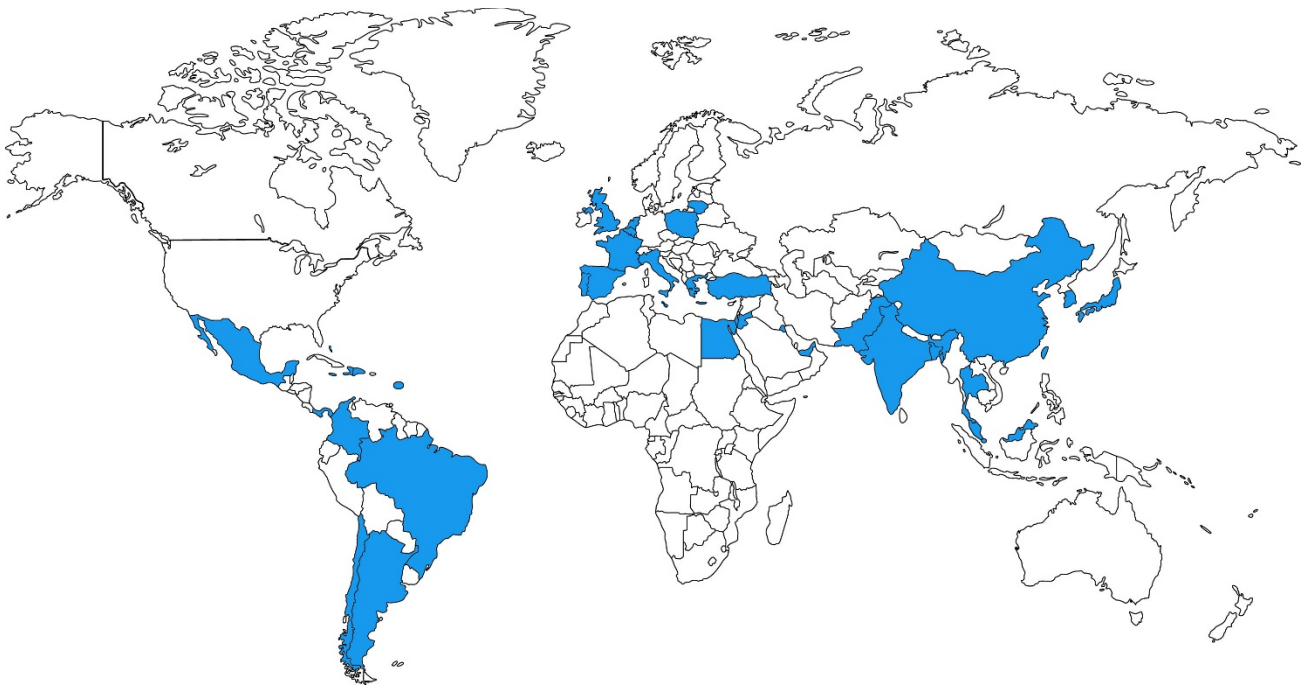
U.S. DEPARTMENT OF  
**ENERGY**

Fossil  
Energy

OFFICE OF OIL & NATURAL GAS

# LNG Monthly

Published February 2020



Map shows Countries of Destination of Exports of Domestically-Produced LNG  
(February 2016 through December 2019)

To be placed on the LNG Monthly email distribution list, please add your contact information here:

[https://public.govdelivery.com/accounts/USDOEOFE/subscriber/new?utm\\_medium=email&utm\\_source=govdelivery](https://public.govdelivery.com/accounts/USDOEOFE/subscriber/new?utm_medium=email&utm_source=govdelivery)

All other inquiries, please send an email to [ngreports@hq.doe.gov](mailto:ngreports@hq.doe.gov).

For electronic version: <https://www.energy.gov/fe/listings/lng-reports>

# Table of Contents

## Cumulative Map of LNG Exports

<b>1</b>	<b>Summary</b> .....	1
1a	Table of Exports of Domestically-Produced LNG Delivered by Region – from February 2016 .....	1
1b	Shipments of Domestically-Produced LNG Delivered by Country – from February 2016.....	2
1c	Domestically-Produced LNG Exported by Terminal .....	3
1d	Domestically-Produced LNG Exported by Region.....	3
1e	Volumes and Percentages of FTA and nFTA Shipments of Domestically-Produced LNG Delivered .....	4
1f	Domestically-Produced LNG Delivered by Export Terminal per month 2019 -YTD.....	5
1g	Vessel-Borne Imports of LNG by Import Terminal per month 2019 - YTD .....	6
	(i) Vessel-Borne Imports of LNG to Continental United States.....	6
	(ii) Vessel-Borne Imports of LNG to Puerto Rico .....	7
1h	Destination of Domestically-Produced LNG Delivered by Country and Region with Trade Agreement Status.....	8
<b>2</b>	<b>LNG Activity</b>	
2a	Shipments of Domestically-Produced LNG Delivered YTD 2019 .....	
	(i) Sabine Pass .....	9
	(ii) Cove Point.....	17
	(iii) Corpus Christi .....	19
	(iv) Cameron .....	23
	(v) Freeport .....	24
	(vi) Elba Island.....	25
2b	Shipments of Domestically-Produced LNG Shipped by ISO Container YTD 2019 .....	26
2c	Shipments of LNG Re-Exported YTD 2019.....	30
2d	LNG Imports by Country, Receiving Terminal, and Importer .....	31
2e	Shipments of LNG Received YTD 2019.....	32
2f	Shipments of LNG Received YTD 2019, Puerto Rico.....	33
<b>3</b>	<b>Graphical Summaries</b> .....	34
<b>4</b>	<b>Notes and Definitions</b> .....	37

**Office of Fossil Energy**  
**Office of Oil & Natural Gas**  
**Office of Regulation and International Engagement**  
**Division of Natural Gas Regulation**  
**Phone: 202-586-7991**

To be placed on the LNG Monthly email distribution list, please send an email request to [ngreports@hq.doe.gov](mailto:ngreports@hq.doe.gov).

For electronic version: <https://www.energy.gov/fe/listings/lng-reports>

# Summary

## Overview of Activity for December 2019

- **Top five countries of destination, representing 53.5% of total U.S. LNG exports in December 2019**
  - South Korea (38.1 Bcf), United Kingdom (29.7 Bcf), Japan (21.2 Bcf), France (14.8 Bcf), Spain (13.9 Bcf)
- **220.2 Bcf of exports in December 2019**
  - 15.6% increase over November 2019
  - 79.6% more than December 2018
- **69 cargos shipped in December 2019**
  - Sabine Pass (34), Corpus Christi (12), Cameron (8), Cove Point (7), Freeport (7), Elba Island (1)
  - 57 cargos in November 2019
  - 36 cargos in December 2018

### 1a. Table of Exports of Domestically-Produced LNG Delivered by Region (Cumulative from February 2016 through December 2019)

Region	Number of Countries Receiving Per Region	Volume Exported (Bcf)	Percentage Receipts of Total Volume Exported (%)	Number of Cargos*
East Asia and Pacific	7	1,373.0	36.2%	401
Europe and Central Asia	12	988.8	26.1%	305
Latin America and the Caribbean**	11	969.3	25.6%	323
Middle East and North Africa	5	226.1	6.0%	66
South Asia	3	233.4	6.2%	68
Sub-Saharan Africa	0	0.0	0.0%	0
<b>Total LNG Exports</b>	<b>38</b>	<b>3,790.7</b>	<b>100.0%</b>	<b>1,163</b>

\*Split cargos counted as both individual cargos and countries

\*\*Number of cargos does not include the shipments by ISO container to Barbados and Bahamas

## 1b. Shipments of Domestically-Produced LNG Delivered – by Country (Cumulative from February 2016 through December 2019)

Country of Destination	Region	Number of Cargos	Volume (Bcf of Natural Gas)	Percentage of Total U.S LNG Exports (%)
1. South Korea*	East Asia and Pacific	191	662.6	17.5%
2. Mexico*	Latin America and the Caribbean	145	493.4	13.0%
3. Japan*	East Asia and Pacific	114	390.8	10.3%
4. China	East Asia and Pacific	64	218.0	5.7%
5. Spain*	Europe and Central Asia	65	209.3	5.5%
6. India*	South Asia	54	186.9	4.9%
7. Chile*	Latin America and the Caribbean	60	186.7	4.9%
8. United Kingdom	Europe and Central Asia	53	173.1	4.6%
9. France*	Europe and Central Asia	41	136.1	3.6%
10. Jordan*	Middle East and North Africa	34	117.3	3.1%
11. Brazil*	Latin America and the Caribbean	46	116.8	3.1%
12. Argentina*	Latin America and the Caribbean	39	99.8	2.6%
13. Netherlands*	Europe and Central Asia	29	96.6	2.5%
14. Italy	Europe and Central Asia	30	95.9	2.5%
15. Portugal*	Europe and Central Asia	28	89.1	2.3%
16. Turkey*	Europe and Central Asia	27	87.4	2.3%
17. Taiwan*	East Asia and Pacific	17	53.1	1.4%
18. Kuwait	Middle East and North Africa	14	47.6	1.3%
19. Poland	Europe and Central Asia	13	44.7	1.2%
20. Pakistan	South Asia	13	43.1	1.1%
21. United Arab Emirates	Middle East and North Africa	12	41.0	1.1%
22. Singapore*	East Asia and Pacific	11	35.1	0.9%
23. Dominican Republic*	Latin America and the Caribbean	12	27.8	0.7%
24. Belgium	Europe and Central Asia	7	23.9	0.6%
25. Greece*	Europe and Central Asia	6	18.4	0.5%
26. Panama*	Latin America and the Caribbean	7	17.0	0.4%
27. Egypt	Middle East and North Africa	5	16.9	0.4%
28. Jamaica*	Latin America and the Caribbean	7	15.2	0.4%
29. Colombia*	Latin America and the Caribbean	7	11.6	0.3%
30. Lithuania	Europe and Central Asia	3	10.3	0.3%
31. Thailand	East Asia and Pacific	3	9.7	0.3%
32. Malta*	Europe and Central Asia	3	4.2	0.1%
33. Malaysia	East Asia and Pacific	1	3.7	0.1%
34. Bangladesh	South Asia	1	3.4	0.1%
35. Israel	Middle East and North Africa	1	3.3	0.1%
<b>Total Exports by Vessel</b>		<b>1,163</b>	<b>3,789.7</b>	
36. Barbados	Latin America and the Caribbean	186	0.7	0.0%
37. Bahamas	Latin America and the Caribbean	186	0.3	0.0%
38. Haiti	Latin America and the Caribbean	13	0.0	0.0%
Jamaica	Latin America and the Caribbean	0	-	0.0%
<b>Total Exports by ISO</b>		<b>385</b>	<b>1.0</b>	
<b>Total Exports by Vessel</b>		<b>1,548</b>	<b>3,790.7</b>	

### Note:

Volume and Number of Cargos are the cumulative totals of each individual Country of Destination by Region starting from February 2016.

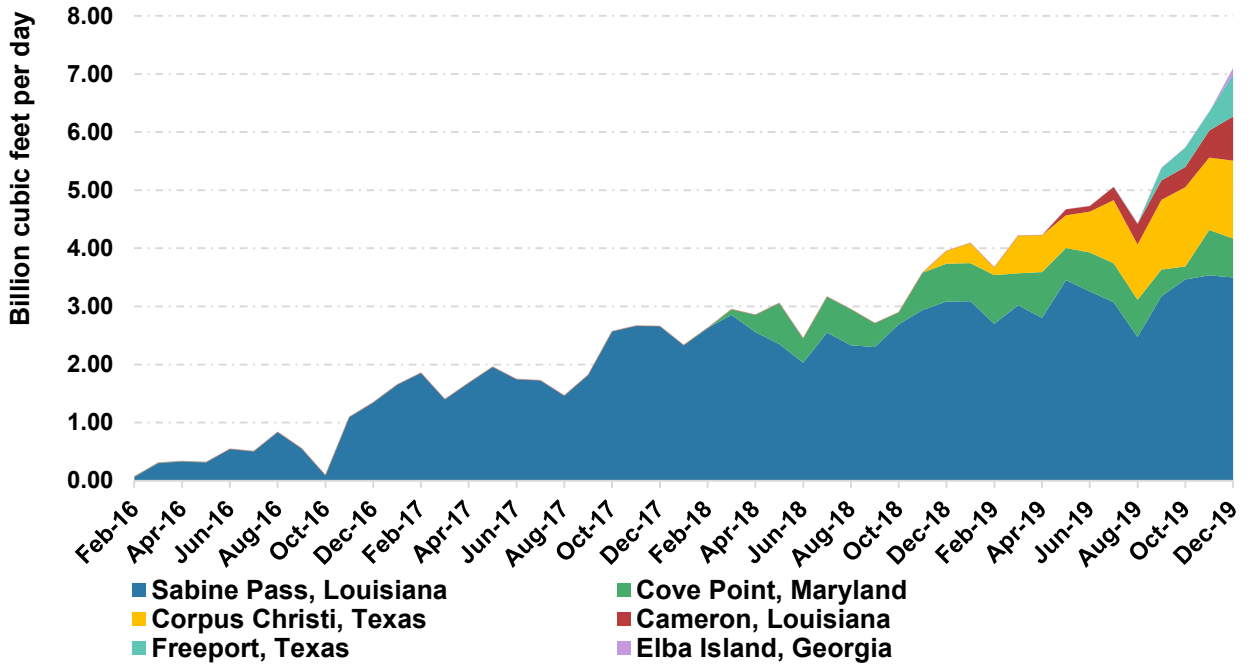
\* Split cargos counted as both individual cargos and countries.

Vessel = LNG Exports by Vessel and ISO container = LNG Exports by Vessel in ISO Containers.

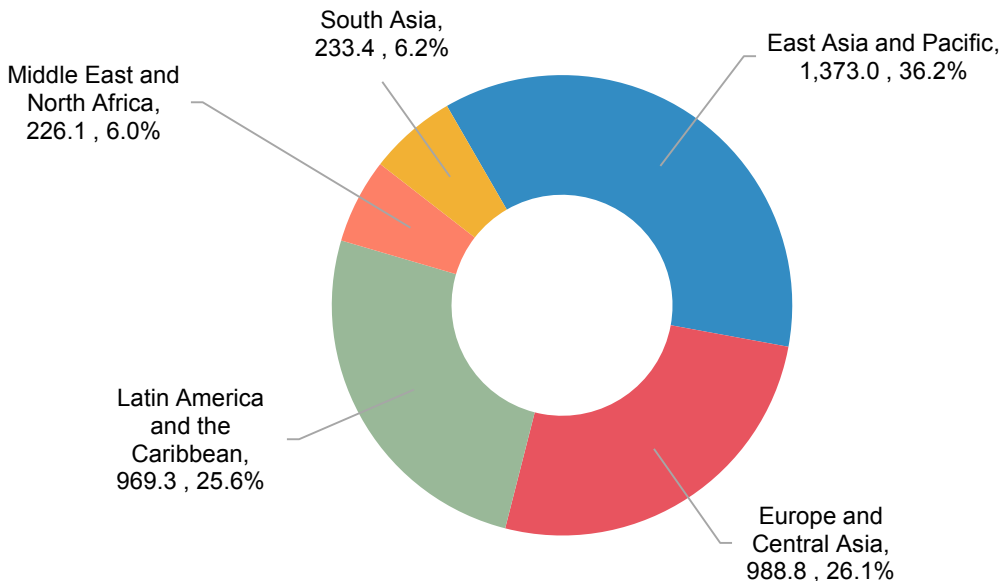
Does not include re-exports of previously-imported LNG. See table 2c for re-exports data.

Totals may not equal sum of components because of independent rounding.

### 1c. Domestically-Produced LNG Exported by Terminal (February 2016 through December 2019)

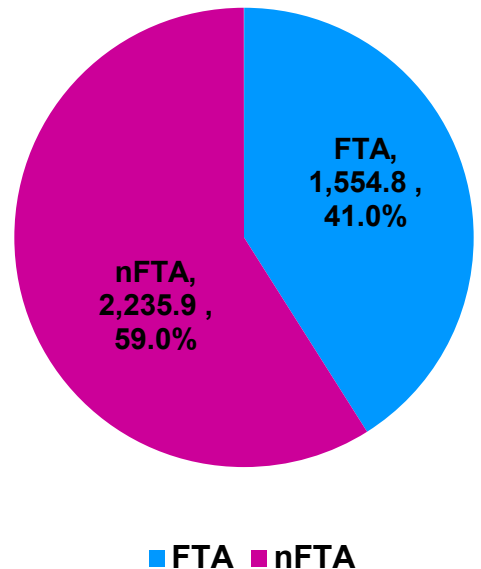


### 1d. Domestically-Produced LNG Exported by Region (Cumulative from February 2016 through December 2019) (Bcf, %)



## 1e. Volumes and Percentages of FTA and nFTA Shipments of Domestically-Produced LNG Delivered (Cumulative from February 2016 through December 2019)

	Volume (Bcf)	Percentage of Total Volume	Number of Countries
FTA	1,554.8	41.0%	9
nFTA	2,235.9	59.0%	29
<b>Total LNG Exports</b>	<b>3,790.7</b>		<b>38</b>



**Spot cargos** total 437.4 Bcf - or 11.5 percent - of the 3,790.7 Bcf total volume of shipments.

These totals are cumulative starting from February 2016 through December 2019 - a cumulative listing of cargos and regions in Table 1b and a cumulative list of FTAs and nFTAs in Table 1h.

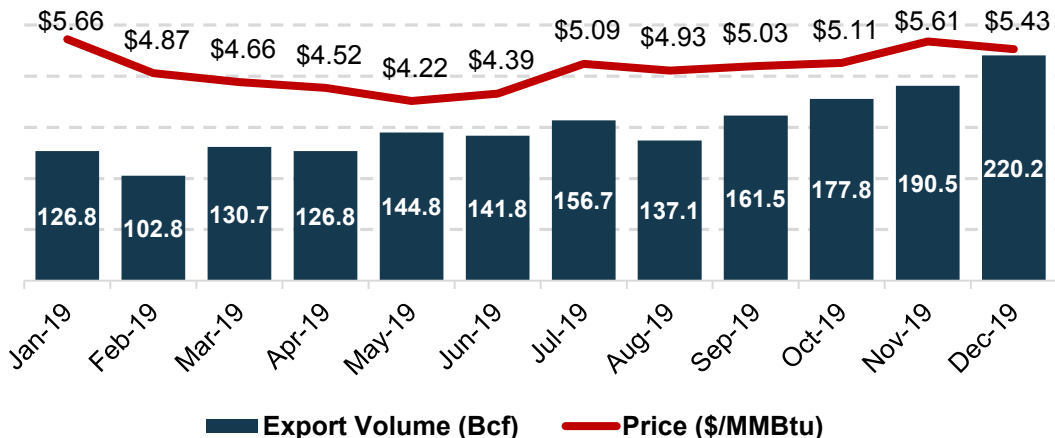
FTA Countries that Require National Treatment for Trade in Natural Gas -As of October 31, 2012, the United States has FTAs that require national treatment for trade in natural gas with Australia, Bahrain, Canada, Chile, Colombia, Dominican Republic, El Salvador, Guatemala, Honduras, Jordan, Mexico, Morocco, Nicaragua, Oman, Panama, Peru, Republic of Korea and Singapore. Panama is the most recent country with which the United States has entered into a FTA that requires national treatment for trade in natural gas, effective October 31, 2012. Not all countries that have a FTA with the United States require national treatment for trade in natural gas (i.e. Costa Rica and Israel). A list of all countries with which the United States has a FTA can be found at: <http://www.ustr.gov/trade-agreements/free-trade-agreements>.

More information can be found on DOE's website - <https://energy.gov/fe/services/natural-gas-regulation/how-obtain-authorization-import-andor-export-natural-gas-and-lng>

Totals may not equal sum of components because of independent rounding.

## 1f. Domestically-Produced LNG Delivered – Volume (Bcf) and Weighted Average price (\$/MMBtu) by Export Terminal per month 2019 – YTD

	Jan-19	Feb-19	Mar-19	Apr-19	May-19	Jun-19	Jul-19*	Aug-19	Sep-19	Oct-19	Nov-19	Dec-19	YTD Total
<b>Sabine Pass, LA</b>	95.7	75.6	93.6	84.1	107.0	97.7	95.2	76.7	95.2	107.4	106.0	108.5	<b>1,142.7</b>
	\$5.24	\$4.20	\$4.22	\$3.99	\$3.75	\$4.04	\$4.93	\$4.61	\$5.20	\$5.22	\$5.49	\$5.30	<b>\$4.71</b>
<b>Cove Point, MD</b>	20.3	23.5	17.0	23.7	17.1	20.1	20.8	19.9	13.8	6.9	23.5	20.7	<b>227.3</b>
	\$7.76	\$7.17	\$7.24	\$6.87	\$6.80	\$6.92	\$6.66	\$6.55	\$5.93	\$6.54	\$6.72	\$6.57	<b>\$6.85</b>
<b>Corpus Christi, TX</b>	10.8	3.7	20.1	19.0	17.5	21.0	33.7	29.5	36.0	42.3	37.3	41.5	<b>312.5</b>
	\$5.51	\$3.82	\$4.53	\$3.97	\$4.03	\$3.25	\$4.38	\$4.25	\$3.96	\$4.51	\$5.45	\$4.77	<b>\$4.44</b>
<b>Cameron, LA</b>	-	-	-	-	3.2	2.9	7.1	11.0	10.0	10.8	13.9	23.6	<b>82.6</b>
	-	-	-	-	\$7.11	\$6.83	\$6.03	\$6.03	\$7.33	\$7.14	\$6.58	\$6.50	<b>\$6.63</b>
<b>Freeport, TX</b>	-	-	-	-	-	-	-	-	6.5	10.4	9.7	22.5	<b>49.0</b>
	-	-	-	-	-	-	-	-	\$3.13	\$3.27	\$3.55	\$4.41	<b>\$3.83</b>
<b>Elba Island, GA</b>	-	-	-	-	-	-	-	-	-	-	-	3.4	<b>3.4</b>
	-	-	-	-	-	-	-	-	-	-	-	\$10.07	<b>\$10.07</b>
<b>Total</b>	<b>126.8</b>	<b>102.8</b>	<b>130.7</b>	<b>126.8</b>	<b>144.8</b>	<b>141.8</b>	<b>156.7</b>	<b>137.1</b>	<b>161.5</b>	<b>177.8</b>	<b>190.5</b>	<b>220.2</b>	<b>1,817.5</b>
	<b>\$5.66</b>	<b>\$4.87</b>	<b>\$4.66</b>	<b>\$4.52</b>	<b>\$4.22</b>	<b>\$4.39</b>	<b>\$5.09</b>	<b>\$4.93</b>	<b>\$5.03</b>	<b>\$5.11</b>	<b>\$5.61</b>	<b>\$5.43</b>	<b>\$5.00</b>



### Notes:

\*Beginning with July 2019 data, with the exception of some commissioning cargoes as indicated in Table 2(a), all average export cargo prices include liquefaction fees.

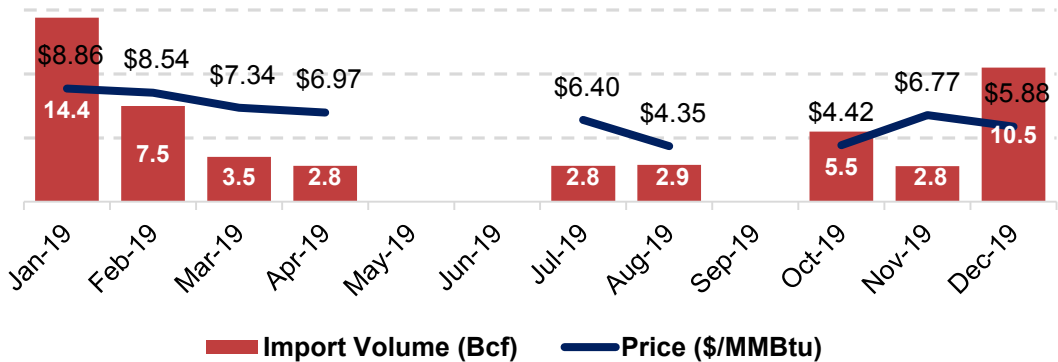
From January to June 2019, some cargoes at Sabine Pass and Corpus Christi do not include liquefaction fees. For further details, please see Tables 2a(i) and 2a(iii).

Does not include re-exports of previously-imported LNG. See table 2c for re-exports data.

Totals may not equal sum of components because of independent rounding.

## 1g(i). Vessel-Borne Imports of LNG – Volume (Bcf) and Weighted Average price (\$/MMBtu) by Import Terminal per month 2019 – YTD

	Jan-19	Feb-19	Mar-19	Apr-19	May-19	Jun-19	Jul-19*	Aug-19	Sep-19	Oct-19	Nov-19	Dec-19	YTD Total
Elba Island, GA	3.0	-	-	-	-	-	-	-	-	2.7	-	-	5.6
	\$6.72	-	-	-	-	-	-	-	-	\$2.17	-	-	\$4.55
Everett, MA	8.4	5.6	3.5	2.8	-	-	2.8	2.9	-	2.8	2.8	3.8	35.4
	\$9.38	\$8.46	\$7.34	\$6.97	-	-	\$6.40	\$4.35	-	\$6.56	\$6.77	\$6.64	\$7.47
Northeast Gateway, MA	3.0	1.9	-	-	-	-	-	-	-	-	-	-	4.8
	\$9.52	\$8.80	-	-	-	-	-	-	-	-	-	-	\$9.24
Cove Point, MD	-	-	-	-	-	-	-	-	-	-	-	6.7	6.7
	-	-	-	-	-	-	-	-	-	-	-	\$5.46	\$5.46
Total	14.4	7.5	3.5	2.8	-	-	2.8	2.9	-	5.5	2.8	10.5	52.6
	\$8.86	\$8.54	\$7.34	\$6.97	-	-	\$6.40	\$4.35	-	\$4.42	\$6.77	5.88	\$7.06



### Notes:

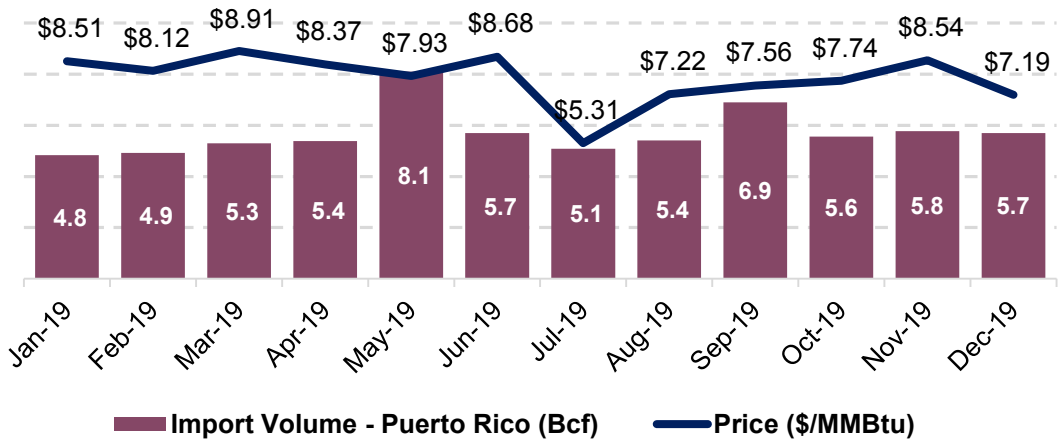
Import prices are landed and include the price of the LNG, the transportation cost to the U.S. terminal, and the cost of offloading the LNG. Landed prices do not include regasification fees.

Totals may not equal sum of components because of independent rounding.



## 1g(ii). Vessel-Borne Imports of LNG to Puerto Rico – Volume (Bcf) and Weighted Average price (\$/MMBtu) per month 2019 – YTD

	Jan-19	Feb-19	Mar-19	Apr-19	May-19	Jun-19	Jul-19*	Aug-19	Sep-19	Oct-19	Nov-19	Dec-19	YTD Total
<b>Puerto Rico</b>	4.8	4.9	5.3	5.4	8.1	5.7	5.1	5.4	6.9	5.6	5.8	5.7	<b>68.7</b>
	\$8.51	\$8.12	\$8.91	\$8.37	\$7.93	\$8.68	\$5.31	\$7.22	\$7.56	\$7.74	\$8.54	\$7.19	<b>\$7.84</b>



**Notes:**

Import prices are landed and include the price of the LNG, the transportation cost to the U.S. terminal, and the cost of offloading the LNG. Landed prices do not include regasification fees.

Totals may not equal sum of components because of independent rounding.

## 1h. Destination of Domestically-Produced LNG Delivered by Country and Region with Trade Agreement Status (February 2016 through December 2019)

Country of Destination	Region	FTA or nFTA	Type of FTA	Name of FTA
Argentina	Latin America and the Caribbean	nFTA		
Bahamas (ISO)	Latin America and the Caribbean	nFTA		
Bangladesh	South Asia	nFTA		
Barbados (ISO)	Latin America and the Caribbean	nFTA		
Belgium	Europe and Central Asia	nFTA		
Brazil	Latin America and the Caribbean	nFTA		
Chile	Latin America and the Caribbean	FTA	Bilateral	United States-Chile Free Trade Agreement
China	East Asia and Pacific	nFTA		
Colombia	Latin America and the Caribbean	FTA	Bilateral	United States- Colombia Trade Promotion Agreement
Dominican Republic	Latin America and the Caribbean	FTA	Multilateral	CAFTA-DR
Egypt	Middle East and North Africa	nFTA		
France	Europe and Central Asia	nFTA		
Greece	Europe and Central Asia	nFTA		
Haiti	Latin America and the Caribbean	nFTA		
India	South Asia	nFTA		
Israel	Middle East and North Africa	FTA	Bilateral	United States-Israel Free Trade Agreement
Italy	Europe and Central Asia	nFTA		
Jamaica	Latin America and the Caribbean	nFTA		
Japan	East Asia and Pacific	nFTA		
Jordan	Middle East and North Africa	FTA	Bilateral	United States-Jordan Free Trade Agreement
Kuwait	Middle East and North Africa	nFTA		
Lithuania	Europe and Central Asia	nFTA		
Malaysia	East Asia and Pacific	nFTA		
Malta <sup>1</sup>	Europe and Central Asia	nFTA		
Mexico <sup>2</sup>	Latin America and the Caribbean	FTA	Multilateral	NAFTA - North American Free Trade Agreement
Netherlands	Europe and Central Asia	nFTA		
Pakistan	South Asia	nFTA		
Panama	Latin America and the Caribbean	FTA	Bilateral	U.S.- Panama Trade Promotion Agreement
Poland	Europe and Central Asia	nFTA		
Portugal	Europe and Central Asia	nFTA		
Singapore	East Asia and Pacific	FTA	Bilateral	Singapore FTA
South Korea	East Asia and Pacific	FTA	Bilateral	KORUS - U.S.-Korea Free Trade Agreement
Spain	Europe and Central Asia	nFTA		
Taiwan	East Asia and Pacific	nFTA		
Thailand	East Asia and Pacific	nFTA		
Turkey	Europe and Central Asia	nFTA		
United Arab Emirates	Middle East and North Africa	nFTA		
United Kingdom	Europe and Central Asia	nFTA		

Source: Office of the United States Trade Representative and the World Bank

<sup>1</sup>For classification purposes, Malta is included in the Europe and Central Asia region.

<sup>2</sup>For classification purposes, Mexico is included in the Latin America and the Caribbean region.

## VESSEL-BORNE EXPORTS OF DOMESTICALLY-PRODUCED LIQUEFIED NATURAL GAS (LNG)

Table 2a(i)

Date of Departure	Name of Exporter	Supplier	Docket Number	Docket Term	Country of Destination	Name of Tanker	Departure Terminal	Volume (Mcf of Natural Gas)	Price at Export Point \$/MMBtu	Notes
1/1/2019	Sabine Pass Liquefaction, LLC	Sabine Pass Liquefaction, LLC	2010-111-LNG	Long-Term	France	Hyundai Peacepia	Sabine Pass, Louisiana	3,694,589	\$ 4.19	
1/2/2019	Sabine Pass Liquefaction, LLC	Sabine Pass Liquefaction, LLC	2017-161-LNG	Short-Term	South Korea	Gaslog Sydney	Sabine Pass, Louisiana	3,324,385	\$ 5.53	[C] [S]
1/3/2019	Sabine Pass Liquefaction, LLC	Sabine Pass Liquefaction, LLC	2010-111-LNG	Long-Term	Poland	Hoegh Gallant	Sabine Pass, Louisiana	3,555,289	\$ 8.42	[L]
1/4/2019	Sabine Pass Liquefaction, LLC	Sabine Pass Liquefaction, LLC	2010-111-LNG	Long-Term	Portugal	Castillo De Merida	Sabine Pass, Louisiana	3,533,940	\$ 7.19	[L]
1/5/2019	Sabine Pass Liquefaction, LLC	Sabine Pass Liquefaction, LLC	2010-111-LNG	Long-Term	Turkey	Maran Gas Olympias	Sabine Pass, Louisiana	3,561,199	\$ 4.19	
1/6/2019	Sabine Pass Liquefaction, LLC	Sabine Pass Liquefaction, LLC	2010-111-LNG	Long-Term	India	Seri Cemara	Sabine Pass, Louisiana	3,187,678	\$ 7.19	[L]
1/7/2019	Sabine Pass Liquefaction, LLC	Sabine Pass Liquefaction, LLC	2010-85-LNG	Long-Term	South Korea	SK Aduce	Sabine Pass, Louisiana	3,401,058	\$ 4.19	
1/8/2019	Sabine Pass Liquefaction, LLC	Sabine Pass Liquefaction, LLC	2017-161-LNG	Short-Term	Mexico	Stena Clear Sky	Sabine Pass, Louisiana	3,674,495	\$ 5.21	[C] [S]
1/9/2019	Sabine Pass Liquefaction, LLC	Sabine Pass Liquefaction, LLC	2010-85-LNG	Long-Term	Colombia	Castillo de Villalba	Sabine Pass, Louisiana	2,933,974	\$ 4.19	
1/10/2019	Sabine Pass Liquefaction, LLC	Sabine Pass Liquefaction, LLC	2010-111-LNG	Long-Term	United Kingdom	Myrina	Sabine Pass, Louisiana	3,674,354	\$ 4.19	
1/11/2019	Sabine Pass Liquefaction, LLC	Sabine Pass Liquefaction, LLC	2010-111-LNG	Long-Term	Poland	Iberica Knutsen	Sabine Pass, Louisiana	2,928,429	\$ 4.19	
1/12/2019	Sabine Pass Liquefaction, LLC	Sabine Pass Liquefaction, LLC	2017-161-LNG	Short-Term	Japan	Oak Spirit	Sabine Pass, Louisiana	3,468,405	\$ 4.70	[C] [S]
1/13/2019	Sabine Pass Liquefaction, LLC	Sabine Pass Liquefaction, LLC	2010-111-LNG	Long-Term	Turkey	Maran Gas Delphi	Sabine Pass, Louisiana	3,182,397	\$ 4.19	
1/14/2019	Sabine Pass Liquefaction, LLC	Sabine Pass Liquefaction, LLC	2010-111-LNG	Long-Term	Portugal	Seri Camellia	Sabine Pass, Louisiana	3,188,476	\$ 7.19	[L]
1/16/2019	Sabine Pass Liquefaction, LLC	Sabine Pass Liquefaction, LLC	2010-85-LNG	Long-Term	South Korea	SM Seahawk	Sabine Pass, Louisiana	3,699,706	\$ 4.19	
1/17/2019	Sabine Pass Liquefaction, LLC	Sabine Pass Liquefaction, LLC	2010-85-LNG	Long-Term	Mexico	Methane Julia Louise	Sabine Pass, Louisiana	3,622,940	\$ 4.19	
1/18/2019	Sabine Pass Liquefaction, LLC	Sabine Pass Liquefaction, LLC	2010-111-LNG	Long-Term	United Kingdom	BW Pavilion Leeara	Sabine Pass, Louisiana	3,373,160	\$ 4.19	
1/20/2019	Sabine Pass Liquefaction, LLC	Sabine Pass Liquefaction, LLC	2010-111-LNG	Long-Term	Japan	Woodside Rees Withers	Sabine Pass, Louisiana	3,664,215	\$ 7.19	[L]
1/22/2019	Sabine Pass Liquefaction, LLC	Sabine Pass Liquefaction, LLC	2010-111-LNG	Long-Term	Turkey	Methane Jane Elizabeth	Sabine Pass, Louisiana	3,085,711	\$ 7.19	[L]
1/23/2019	Sabine Pass Liquefaction, LLC	Sabine Pass Liquefaction, LLC	2017-161-LNG	Short-Term	Italy	Marvel Falcon	Sabine Pass, Louisiana	3,585,302	\$ 6.44	[C] [S]
1/24/2019	Sabine Pass Liquefaction, LLC	Sabine Pass Liquefaction, LLC	2010-111-LNG	Long-Term	Portugal	Rioja Knutsen	Sabine Pass, Louisiana	3,566,499	\$ 4.19	
1/25/2019	Sabine Pass Liquefaction, LLC	Sabine Pass Liquefaction, LLC	2010-85-LNG	Long-Term	South Korea	K Jasmine	Sabine Pass, Louisiana	3,096,886	\$ 4.19	
1/26/2019	Sabine Pass Liquefaction, LLC	Sabine Pass Liquefaction, LLC	2010-85-LNG	Long-Term	Mexico	Megara	Sabine Pass, Louisiana	3,562,236	\$ 4.19	
1/26/2019	Sabine Pass Liquefaction, LLC	Sabine Pass Liquefaction, LLC	2010-85-LNG	Long-Term	South Korea	Maran Gas Amphipolis	Sabine Pass, Louisiana	3,458,538	\$ 4.19	
1/27/2019	Sabine Pass Liquefaction, LLC	Sabine Pass Liquefaction, LLC	2010-111-LNG	Long-Term	Poland	Flex Rainbow	Sabine Pass, Louisiana	3,278,524	\$ 7.19	[L]
1/28/2019	Sabine Pass Liquefaction, LLC	Sabine Pass Liquefaction, LLC	2010-85-LNG	Long-Term	Mexico	Pan Europe	Sabine Pass, Louisiana	3,450,141	\$ 4.19	
1/30/2019	Sabine Pass Liquefaction, LLC	Sabine Pass Liquefaction, LLC	2010-111-LNG	Long-Term	China	Adam LNG	Sabine Pass, Louisiana	3,387,235	\$ 7.19	[L]
1/31/2019	Sabine Pass Liquefaction, LLC	Sabine Pass Liquefaction, LLC	2010-111-LNG	Long-Term	France	Castillo De Merida	Sabine Pass, Louisiana	3,608,704	\$ 3.39	
2/1/2019	Sabine Pass Liquefaction, LLC	Sabine Pass Liquefaction, LLC	2010-85-LNG	Long-Term	Chile	Catalunya Spirit	Sabine Pass, Louisiana	2,933,285	\$ 4.19	
2/6/2019	Sabine Pass Liquefaction, LLC	Sabine Pass Liquefaction, LLC	2010-111-LNG	Long-Term	Turkey	Seri Camar	Sabine Pass, Louisiana	3,188,045	\$ 6.39	[L]
2/8/2019	Sabine Pass Liquefaction, LLC	Sabine Pass Liquefaction, LLC	2010-85-LNG	Long-Term	Jordan	Myrina	Sabine Pass, Louisiana	3,694,795	\$ 3.39	
2/9/2019	Sabine Pass Liquefaction, LLC	Sabine Pass Liquefaction, LLC	2010-85-LNG	Long-Term	South Korea	Marib Spirit	Sabine Pass, Louisiana	3,273,050	\$ 3.39	
2/10/2019	Sabine Pass Liquefaction, LLC	Sabine Pass Liquefaction, LLC	2010-111-LNG	Long-Term	India	Methane Patricia Camila	Sabine Pass, Louisiana	3,558,748	\$ 3.39	
2/12/2019	Sabine Pass Liquefaction, LLC	Sabine Pass Liquefaction, LLC	2010-111-LNG	Long-Term	Spain	Hoegh Gallant	Sabine Pass, Louisiana	3,300,253	\$ 6.39	[L]
2/12/2019	Sabine Pass Liquefaction, LLC	Sabine Pass Liquefaction, LLC	2010-85-LNG	Long-Term	South Korea	Magellan Spirit	Sabine Pass, Louisiana	3,411,234	\$ 6.39	[L]
2/13/2019	Sabine Pass Liquefaction, LLC	Sabine Pass Liquefaction, LLC	2010-85-LNG	Long-Term	Singapore	Pan Europe	Sabine Pass, Louisiana	3,689,106	\$ 3.39	
2/14/2019	Sabine Pass Liquefaction, LLC	Sabine Pass Liquefaction, LLC	2010-111-LNG	Long-Term	United Kingdom	Hyundai Peacepia	Sabine Pass, Louisiana	3,710,725	\$ 3.39	
2/15/2019	Sabine Pass Liquefaction, LLC	Sabine Pass Liquefaction, LLC	2010-85-LNG	Long-Term	South Korea	Magdala	Sabine Pass, Louisiana	3,690,284	\$ 3.39	
2/17/2019	Sabine Pass Liquefaction, LLC	Sabine Pass Liquefaction, LLC	2010-111-LNG	Long-Term	Spain	Torben Spirit	Sabine Pass, Louisiana	3,447,313	\$ 3.39	
2/17/2019	Sabine Pass Liquefaction, LLC	Sabine Pass Liquefaction, LLC	2017-161-LNG	Short-Term	China	BW Paris	Sabine Pass, Louisiana	3,463,554	\$ 4.78	[S]
2/19/2019	Sabine Pass Liquefaction, LLC	Sabine Pass Liquefaction, LLC	2010-111-LNG	Long-Term	Pakistan	La Mancha Knutsen	Sabine Pass, Louisiana	3,365,105	\$ 3.39	
2/19/2019	Sabine Pass Liquefaction, LLC	Sabine Pass Liquefaction, LLC	2010-111-LNG	Long-Term	Turkey	Gaslog Seattle	Sabine Pass, Louisiana	3,294,603	\$ 6.39	[L]
2/23/2019	Sabine Pass Liquefaction, LLC	Sabine Pass Liquefaction, LLC	2010-111-LNG	Long-Term	Brazil	Esshu Maru	Sabine Pass, Louisiana	3,233,864	\$ 6.39	[L]
2/23/2019	Sabine Pass Liquefaction, LLC	Sabine Pass Liquefaction, LLC	2017-161-LNG	Short-Term	Italy	Maran Gas Posidonia	Sabine Pass, Louisiana	3,453,901	\$ 4.54	[S]
2/24/2019	Sabine Pass Liquefaction, LLC	Sabine Pass Liquefaction, LLC	2010-85-LNG	Long-Term	Dominican Republic	Bilbao Knutsen	Sabine Pass, Louisiana	2,941,555	\$ 3.39	

[S] Spot – a one-time transaction for near-term delivery of a specific quantity of LNG at a specific location. Prior to 2006, spot cargos could be included in either long-term or short-term authorized types.

[\*] Split cargo – a single shipment of LNG where portions of the cargo have different transactional characteristics. For instance, a single cargo can have more than one buyer, supplier, price, unloading port, loading port, or DOE authorization.

[C] Commissioning cargo – pre-commercial cargo loaded while export facility operations are still undergoing final testing and inspection. Commissioning cargos may occur multiple times for the same facility as individual LNG trains enter service.

[L] Liquefaction fees – liquefaction fees have been included in the cargo's price. Beginning with data for July 2019, all cargo prices include liquefaction fees, which include the full contract sales price under the relevant FOB LNG sale and purchase agreements. See Table 1(f) for a summary price per export facility per month.

Countries of destination are current as of publication date. Any updates to countries of destination reported will be published in the next scheduled *LNG Monthly*.

## VESSEL-BORNE EXPORTS OF DOMESTICALLY-PRODUCED LIQUEFIED NATURAL GAS (LNG)

Table 2a(i)

Date of Departure	Name of Exporter	Supplier	Docket Number	Docket Term	Country of Destination	Name of Tanker	Departure Terminal	Volume (Mcf of Natural Gas)	Price at Export Point \$/MMBtu	Notes
2/25/2019	Sabine Pass Liquefaction, LLC	Sabine Pass Liquefaction, LLC	2017-161-LNG	Short-Term	Netherlands	Yari LNG	Sabine Pass, Louisiana	3,389,585	\$ 3.67	[C] [S]
2/26/2019	Sabine Pass Liquefaction, LLC	Sabine Pass Liquefaction, LLC	2010-85-LNG	Long-Term	Mexico	Maran Gas Olympias	Sabine Pass, Louisiana	3,589,700	\$ 3.39	
2/26/2019	Sabine Pass Liquefaction, LLC	Sabine Pass Liquefaction, LLC	2010-85-LNG	Long-Term	South Korea	Hyundai Princepia	Sabine Pass, Louisiana	3,683,342	\$ 3.39	
2/28/2019	Sabine Pass Liquefaction, LLC	Sabine Pass Liquefaction, LLC	2010-85-LNG	Long-Term	Singapore	Rioja Knutsen	Sabine Pass, Louisiana	3,559,621	\$ 3.39	
2/28/2019	Sabine Pass Liquefaction, LLC	Sabine Pass Liquefaction, LLC	2010-85-LNG	Long-Term	South Korea	Megara	Sabine Pass, Louisiana	3,692,298	\$ 3.39	
3/2/2019	Sabine Pass Liquefaction, LLC	Sabine Pass Liquefaction, LLC	2010-85-LNG	Long-Term	Colombia	Castillo de Villalba	Sabine Pass, Louisiana	2,935,224	\$ 3.28	
3/2/2019	Sabine Pass Liquefaction, LLC	Sabine Pass Liquefaction, LLC	2010-85-LNG	Long-Term	South Korea	K Mugungwha	Sabine Pass, Louisiana	3,216,305	\$ 3.28	
3/4/2019	Sabine Pass Liquefaction, LLC	Sabine Pass Liquefaction, LLC	2010-85-LNG	Long-Term	Chile	Macoma	Sabine Pass, Louisiana	3,613,335	\$ 3.28	
3/4/2019	Sabine Pass Liquefaction, LLC	Sabine Pass Liquefaction, LLC	2010-85-LNG	Long-Term	South Korea	SM Eagle	Sabine Pass, Louisiana	3,719,249	\$ 3.28	
3/6/2019	Sabine Pass Liquefaction, LLC	Sabine Pass Liquefaction, LLC	2010-111-LNG	Long-Term	Italy	Flex Rainbow	Sabine Pass, Louisiana	3,273,107	\$ 6.28	[L]
3/6/2019	Sabine Pass Liquefaction, LLC	Sabine Pass Liquefaction, LLC	2010-85-LNG	Long-Term	Chile	Castillo De Merida	Sabine Pass, Louisiana	3,311,852	\$ 3.28	
3/7/2019	Sabine Pass Liquefaction, LLC	Sabine Pass Liquefaction, LLC	2010-111-LNG	Long-Term	Pakistan	Flex Ranger	Sabine Pass, Louisiana	3,282,379	\$ 6.39	[L]
3/8/2019	Sabine Pass Liquefaction, LLC	Sabine Pass Liquefaction, LLC	2017-161-LNG	Short-Term	Singapore	Clean Ocean	Sabine Pass, Louisiana	3,443,470	\$ 5.05	[S]
3/9/2019	Sabine Pass Liquefaction, LLC	Sabine Pass Liquefaction, LLC	2010-111-LNG	Long-Term	Spain	Seri Balqis	Sabine Pass, Louisiana	3,286,308	\$ 6.28	[L]
3/11/2019	Sabine Pass Liquefaction, LLC	Sabine Pass Liquefaction, LLC	2017-161-LNG	Short-Term	France	Energy Atlantic	Sabine Pass, Louisiana	3,418,885	\$ 5.27	[S]
3/12/2019	Sabine Pass Liquefaction, LLC	Sabine Pass Liquefaction, LLC	2010-85-LNG	Long-Term	South Korea	Maran Gas Olympias	Sabine Pass, Louisiana	3,681,654	\$ 3.28	
3/13/2019	Sabine Pass Liquefaction, LLC	Sabine Pass Liquefaction, LLC	2010-85-LNG	Long-Term	Singapore	Seri Camar	Sabine Pass, Louisiana	3,187,825	\$ 6.28	[L]
3/14/2019	Sabine Pass Liquefaction, LLC	Sabine Pass Liquefaction, LLC	2010-85-LNG	Long-Term	Mexico	Maran Gas Delphi	Sabine Pass, Louisiana	3,384,439	\$ 3.28	
3/15/2019	Sabine Pass Liquefaction, LLC	Sabine Pass Liquefaction, LLC	2010-111-LNG	Long-Term	Spain	Castillo De Caldelas	Sabine Pass, Louisiana	3,676,193	\$ 3.28	
3/16/2019	Sabine Pass Liquefaction, LLC	Sabine Pass Liquefaction, LLC	2010-111-LNG	Long-Term	Brazil	Torben Spirit	Sabine Pass, Louisiana	3,283,403	\$ 3.28	
3/17/2019	Sabine Pass Liquefaction, LLC	Sabine Pass Liquefaction, LLC	2010-85-LNG	Long-Term	South Korea	Hyundai Peacepia	Sabine Pass, Louisiana	3,697,187	\$ 3.28	
3/17/2019	Sabine Pass Liquefaction, LLC	Sabine Pass Liquefaction, LLC	2017-161-LNG	Short-Term	Spain	Maria Energy	Sabine Pass, Louisiana	3,715,160	\$ 4.70	[S]
3/18/2019	Sabine Pass Liquefaction, LLC	Sabine Pass Liquefaction, LLC	2010-111-LNG	Long-Term	France	Hoegh Gallant	Sabine Pass, Louisiana	3,280,540	\$ 6.28	[L]
3/19/2019	Sabine Pass Liquefaction, LLC	Sabine Pass Liquefaction, LLC	2010-111-LNG	Long-Term	Poland	Gaslog Hong Kong	Sabine Pass, Louisiana	3,700,892	\$ 3.28	
3/20/2019	Sabine Pass Liquefaction, LLC	Sabine Pass Liquefaction, LLC	2010-85-LNG	Long-Term	Mexico	Myrina	Sabine Pass, Louisiana	3,653,208	\$ 3.28	
3/21/2019	Sabine Pass Liquefaction, LLC	Sabine Pass Liquefaction, LLC	2017-161-LNG	Short-Term	France	Oak Spirit	Sabine Pass, Louisiana	3,666,133	\$ 3.67	[S]
3/22/2019	Sabine Pass Liquefaction, LLC	Sabine Pass Liquefaction, LLC	2010-111-LNG	Long-Term	India	Maran Gas Agamemnon	Sabine Pass, Louisiana	3,633,630	\$ 3.28	
3/23/2019	Sabine Pass Liquefaction, LLC	Sabine Pass Liquefaction, LLC	2010-111-LNG	Long-Term	United Kingdom	Creole Spirit	Sabine Pass, Louisiana	3,669,290	\$ 4.96	[L]
3/24/2019	Sabine Pass Liquefaction, LLC	Sabine Pass Liquefaction, LLC	2017-161-LNG	Short-Term	Italy	Cool Explorer	Sabine Pass, Louisiana	3,411,020	\$ 3.79	[S]
3/27/2019	Sabine Pass Liquefaction, LLC	Sabine Pass Liquefaction, LLC	2010-85-LNG	Long-Term	South Korea	SM Seahawk	Sabine Pass, Louisiana	3,699,063	\$ 3.28	
3/29/2019	Sabine Pass Liquefaction, LLC	Sabine Pass Liquefaction, LLC	2010-111-LNG	Long-Term	France	Stena Clear Sky	Sabine Pass, Louisiana	3,682,190	\$ 6.28	[L]
3/30/2019	Sabine Pass Liquefaction, LLC	Sabine Pass Liquefaction, LLC	2010-85-LNG	Long-Term	Chile	Gaslog Greece	Sabine Pass, Louisiana	3,079,564	\$ 3.28	
4/1/2019	Sabine Pass Liquefaction, LLC	Sabine Pass Liquefaction, LLC	2017-161-LNG	Short-Term	India	Golar Maria	Sabine Pass, Louisiana	3,108,482	\$ 3.62	[S]
4/2/2019	Sabine Pass Liquefaction, LLC	Sabine Pass Liquefaction, LLC	2010-111-LNG	Long-Term	Spain	Castillo DeMerida	Sabine Pass, Louisiana	3,447,971	\$ 3.12	
4/3/2019	Sabine Pass Liquefaction, LLC	Sabine Pass Liquefaction, LLC	2010-85-LNG	Long-Term	South Korea	Golar Ice	Sabine Pass, Louisiana	3,281,574	\$ 6.12	[L]
4/4/2019	Sabine Pass Liquefaction, LLC	Sabine Pass Liquefaction, LLC	2010-85-LNG	Long-Term	Jordan	Gaslog Gibraltar	Sabine Pass, Louisiana	3,621,755	\$ 3.12	
4/7/2019	Sabine Pass Liquefaction, LLC	Sabine Pass Liquefaction, LLC	2017-161-LNG	Short-Term	Malta	Maran Gas Mystras	Sabine Pass, Louisiana	412,820	\$ 3.62	[S] [*]
4/7/2019	Sabine Pass Liquefaction, LLC	Sabine Pass Liquefaction, LLC	2017-161-LNG	Short-Term	Turkey	Maran Gas Mystras	Sabine Pass, Louisiana	2,968,781	\$ 3.62	[S] [*]
4/8/2019	Sabine Pass Liquefaction, LLC	Sabine Pass Liquefaction, LLC	2010-85-LNG	Long-Term	Mexico	Seri Balqis	Sabine Pass, Louisiana	3,279,652	\$ 6.12	[L]
4/10/2019	Sabine Pass Liquefaction, LLC	Sabine Pass Liquefaction, LLC	2010-111-LNG	Long-Term	Taiwan	Iberica Knutsen	Sabine Pass, Louisiana	2,924,760	\$ 3.12	
4/12/2019	Sabine Pass Liquefaction, LLC	Sabine Pass Liquefaction, LLC	2017-161-LNG	Short-Term	France	Marvel Falcon	Sabine Pass, Louisiana	3,690,627	\$ 3.88	[S]
4/13/2019	Sabine Pass Liquefaction, LLC	Sabine Pass Liquefaction, LLC	2010-85-LNG	Long-Term	South Korea	K Jasmine	Sabine Pass, Louisiana	3,082,903	\$ 3.12	
4/14/2019	Sabine Pass Liquefaction, LLC	Sabine Pass Liquefaction, LLC	2010-85-LNG	Long-Term	Singapore	Gaslog Santiago	Sabine Pass, Louisiana	320,342	\$ 6.12	[L] [*]
4/14/2019	Sabine Pass Liquefaction, LLC	Sabine Pass Liquefaction, LLC	2010-85-LNG	Long-Term	South Korea	Gaslog Santiago	Sabine Pass, Louisiana	2,956,944	\$ 6.12	[L] [*]
4/15/2019	Sabine Pass Liquefaction, LLC	Sabine Pass Liquefaction, LLC	2010-111-LNG	Long-Term	India	Magdala	Sabine Pass, Louisiana	3,633,674	\$ 3.12	

[S] Spot – a one-time transaction for near-term delivery of a specific quantity of LNG at a specific location. Prior to 2006, spot cargos could be included in either long-term or short-term authorized types.

[\*] Split cargo – a single shipment of LNG where portions of the cargo have different transactional characteristics. For instance, a single cargo can have more than one buyer, supplier, price, unloading port, loading port, or DOE authorization.

[C] Commissioning cargo – pre-commercial cargo loaded while export facility operations are still undergoing final testing and inspection. Commissioning cargos may occur multiple times for the same facility as individual LNG trains enter service.

[L] Liquefaction fees – liquefaction fees have been included in the cargo's price. Beginning with data for July 2019, all cargo prices include liquefaction fees, which include the full contract sales price under the relevant FOB LNG sale and purchase agreements. See Table 1(f) for a summary price per export facility per month.

Countries of destination are current as of publication date. Any updates to countries of destination reported will be published in the next scheduled *LNG Monthly*.

## VESSEL-BORNE EXPORTS OF DOMESTICALLY-PRODUCED LIQUEFIED NATURAL GAS (LNG)

Table 2a(i)

Date of Departure	Name of Exporter	Supplier	Docket Number	Docket Term	Country of Destination	Name of Tanker	Departure Terminal	Volume (Mcf of Natural Gas)	Price at Export Point \$/MMBtu	Notes
4/16/2019	Sabine Pass Liquefaction, LLC	Sabine Pass Liquefaction, LLC	2010-111-LNG	Long-Term	France	LNG Jurojin	Sabine Pass, Louisiana	3,318,405	\$ 3.12	
4/18/2019	Sabine Pass Liquefaction, LLC	Sabine Pass Liquefaction, LLC	2010-111-LNG	Long-Term	Spain	Hoegh Gallant	Sabine Pass, Louisiana	3,273,999	\$ 6.12	[L]
4/19/2019	Sabine Pass Liquefaction, LLC	Sabine Pass Liquefaction, LLC	2010-111-LNG	Long-Term	United Arab Emirates	Gaslog Geneva	Sabine Pass, Louisiana	3,274,905	\$ 3.12	
4/21/2019	Sabine Pass Liquefaction, LLC	Sabine Pass Liquefaction, LLC	2010-85-LNG	Long-Term	Mexico	Pan Africa	Sabine Pass, Louisiana	3,464,103	\$ 3.12	
4/21/2019	Sabine Pass Liquefaction, LLC	Sabine Pass Liquefaction, LLC	2017-161-LNG	Short-Term	Portugal	Meridian Spirit	Sabine Pass, Louisiana	3,489,399	\$ 3.52	[S]
4/22/2019	Sabine Pass Liquefaction, LLC	Sabine Pass Liquefaction, LLC	2017-161-LNG	Short-Term	France	Energy Atlantic	Sabine Pass, Louisiana	3,390,812	\$ 3.51	[S]
4/24/2019	Sabine Pass Liquefaction, LLC	Sabine Pass Liquefaction, LLC	2010-85-LNG	Long-Term	Chile	Pan Asia	Sabine Pass, Louisiana	2,924,988	\$ 6.12	[L]
4/25/2019	Sabine Pass Liquefaction, LLC	Sabine Pass Liquefaction, LLC	2010-85-LNG	Long-Term	Chile	Murex	Sabine Pass, Louisiana	3,324,872	\$ 3.12	
4/26/2019	Sabine Pass Liquefaction, LLC	Sabine Pass Liquefaction, LLC	2017-161-LNG	Short-Term	Taiwan	Golar Frost	Sabine Pass, Louisiana	3,424,068	\$ 4.89	[S]
4/27/2019	Sabine Pass Liquefaction, LLC	Sabine Pass Liquefaction, LLC	2017-161-LNG	Short-Term	Mexico	Marvel Kite	Sabine Pass, Louisiana	3,662,243	\$ 4.34	[S]
4/28/2019	Sabine Pass Liquefaction, LLC	Sabine Pass Liquefaction, LLC	2010-111-LNG	Long-Term	United Arab Emirates	Megara	Sabine Pass, Louisiana	3,512,460	\$ 3.12	
4/28/2019	Sabine Pass Liquefaction, LLC	Sabine Pass Liquefaction, LLC	2010-85-LNG	Long-Term	South Korea	Hyundai Princepia	Sabine Pass, Louisiana	3,678,489	\$ 3.12	
4/29/2019	Sabine Pass Liquefaction, LLC	Sabine Pass Liquefaction, LLC	2010-85-LNG	Long-Term	Chile	Methane Becki Anne	Sabine Pass, Louisiana	3,179,434	\$ 3.12	
4/30/2019	Sabine Pass Liquefaction, LLC	Sabine Pass Liquefaction, LLC	2017-161-LNG	Short-Term	Spain	Cool Explorer	Sabine Pass, Louisiana	3,416,781	\$ 4.71	[S]
5/1/2019	Sabine Pass Liquefaction, LLC	Sabine Pass Liquefaction, LLC	2010-111-LNG	Long-Term	Argentina	Seri Balqis	Sabine Pass, Louisiana	2,315,155	\$ 6.12	[L]*
5/1/2019	Sabine Pass Liquefaction, LLC	Sabine Pass Liquefaction, LLC	2010-111-LNG	Long-Term	Brazil	Seri Balqis	Sabine Pass, Louisiana	960,108	\$ 6.12	[L]*
5/2/2019	Sabine Pass Liquefaction, LLC	Sabine Pass Liquefaction, LLC	2010-111-LNG	Long-Term	Brazil	Rioja Knutsen	Sabine Pass, Louisiana	671,506	\$ 2.95	[*]
5/2/2019	Sabine Pass Liquefaction, LLC	Sabine Pass Liquefaction, LLC	2010-111-LNG	Long-Term	Jamaica	Rioja Knutsen	Sabine Pass, Louisiana	2,890,457	\$ 2.95	[*]
5/3/2019	Sabine Pass Liquefaction, LLC	Sabine Pass Liquefaction, LLC	2010-111-LNG	Long-Term	Spain	K Mugungwha	Sabine Pass, Louisiana	3,209,415	\$ 2.95	
5/4/2019	Sabine Pass Liquefaction, LLC	Sabine Pass Liquefaction, LLC	2010-85-LNG	Long-Term	South Korea	Lena River	Sabine Pass, Louisiana	3,306,393	\$ 3.24	
5/5/2019	Sabine Pass Liquefaction, LLC	Sabine Pass Liquefaction, LLC	2010-85-LNG	Long-Term	Jordan	Gaslog Greece	Sabine Pass, Louisiana	3,665,446	\$ 2.95	
5/6/2019	Sabine Pass Liquefaction, LLC	Sabine Pass Liquefaction, LLC	2010-111-LNG	Long-Term	Brazil	Cool Runner	Sabine Pass, Louisiana	3,272,987	\$ 5.95	[L]
5/7/2019	Sabine Pass Liquefaction, LLC	Sabine Pass Liquefaction, LLC	2010-85-LNG	Long-Term	Mexico	Gaslog Singapore	Sabine Pass, Louisiana	3,321,371	\$ 4.28	
5/8/2019	Sabine Pass Liquefaction, LLC	Sabine Pass Liquefaction, LLC	2010-85-LNG	Long-Term	South Korea	Marvel Hawk	Sabine Pass, Louisiana	3,709,093	\$ 2.95	
5/9/2019	Sabine Pass Liquefaction, LLC	Sabine Pass Liquefaction, LLC	2010-111-LNG	Long-Term	Kuwait	Stena Clear Sky	Sabine Pass, Louisiana	3,502,012	\$ 3.79	
5/10/2019	Sabine Pass Liquefaction, LLC	Sabine Pass Liquefaction, LLC	2010-85-LNG	Long-Term	Singapore	Maran Gas Delphi	Sabine Pass, Louisiana	3,397,055	\$ 2.95	
5/12/2019	Sabine Pass Liquefaction, LLC	Sabine Pass Liquefaction, LLC	2010-85-LNG	Long-Term	Chile	Castillo de Villalba	Sabine Pass, Louisiana	2,837,190	\$ 2.95	
5/13/2019	Sabine Pass Liquefaction, LLC	Sabine Pass Liquefaction, LLC	2010-85-LNG	Long-Term	Mexico	Ribera del Duero Knutsen	Sabine Pass, Louisiana	3,024,441	\$ 2.95	
5/13/2019	Sabine Pass Liquefaction, LLC	Sabine Pass Liquefaction, LLC	2010-85-LNG	Long-Term	South Korea	SM Eagle	Sabine Pass, Louisiana	3,687,886	\$ 2.95	
5/14/2019	Sabine Pass Liquefaction, LLC	Sabine Pass Liquefaction, LLC	2010-85-LNG	Long-Term	Mexico	Pan Americas	Sabine Pass, Louisiana	3,643,443	\$ 2.95	
5/15/2019	Sabine Pass Liquefaction, LLC	Sabine Pass Liquefaction, LLC	2010-85-LNG	Long-Term	South Korea	Hyundai Peacepia	Sabine Pass, Louisiana	3,685,780	\$ 2.95	
5/16/2019	Sabine Pass Liquefaction, LLC	Sabine Pass Liquefaction, LLC	2010-85-LNG	Long-Term	Mexico	Methane Kari Elin	Sabine Pass, Louisiana	2,922,575	\$ 5.95	[L]
5/17/2019	Sabine Pass Liquefaction, LLC	Sabine Pass Liquefaction, LLC	2010-111-LNG	Long-Term	Spain	LNG Jurojin	Sabine Pass, Louisiana	3,271,614	\$ 5.95	[L]
5/18/2019	Sabine Pass Liquefaction, LLC	Sabine Pass Liquefaction, LLC	2010-111-LNG	Long-Term	Netherlands	Maria Energy	Sabine Pass, Louisiana	3,581,195	\$ 4.95	[L]
5/19/2019	Sabine Pass Liquefaction, LLC	Sabine Pass Liquefaction, LLC	2010-85-LNG	Long-Term	Jordan	Maran Gas Amphipolis	Sabine Pass, Louisiana	3,666,559	\$ 2.95	
5/20/2019	Sabine Pass Liquefaction, LLC	Sabine Pass Liquefaction, LLC	2010-111-LNG	Long-Term	France	Yari LNG	Sabine Pass, Louisiana	3,411,235	\$ 4.95	[L]
5/20/2019	Sabine Pass Liquefaction, LLC	Sabine Pass Liquefaction, LLC	2010-85-LNG	Long-Term	Mexico	Torben Spirit	Sabine Pass, Louisiana	3,656,370	\$ 2.95	
5/22/2019	Sabine Pass Liquefaction, LLC	Sabine Pass Liquefaction, LLC	2010-111-LNG	Long-Term	Italy	Marvel Eagle	Sabine Pass, Louisiana	3,253,115	\$ 4.35	[L]
5/23/2019	Sabine Pass Liquefaction, LLC	Sabine Pass Liquefaction, LLC	2010-85-LNG	Long-Term	Mexico	Pan Africa	Sabine Pass, Louisiana	3,675,455	\$ 2.95	
5/24/2019	Sabine Pass Liquefaction, LLC	Sabine Pass Liquefaction, LLC	2010-111-LNG	Long-Term	Spain	LNG Schneeweisschen	Sabine Pass, Louisiana	3,710,035	\$ 4.94	[L]
5/25/2019	Sabine Pass Liquefaction, LLC	Sabine Pass Liquefaction, LLC	2010-111-LNG	Long-Term	Netherlands	Marvel Kite	Sabine Pass, Louisiana	3,687,433	\$ 4.23	[L]
5/26/2019	Sabine Pass Liquefaction, LLC	Sabine Pass Liquefaction, LLC	2010-111-LNG	Long-Term	India	Al Saffiya	Sabine Pass, Louisiana	3,385,369	\$ 4.03	[L]
5/27/2019	Sabine Pass Liquefaction, LLC	Sabine Pass Liquefaction, LLC	2010-85-LNG	Long-Term	South Korea	SM Seahawk	Sabine Pass, Louisiana	3,680,106	\$ 2.95	
5/28/2019	Sabine Pass Liquefaction, LLC	Sabine Pass Liquefaction, LLC	2010-85-LNG	Long-Term	Chile	Pan Americas	Sabine Pass, Louisiana	3,350,877	\$ 2.95	
5/29/2019	Sabine Pass Liquefaction, LLC	Sabine Pass Liquefaction, LLC	2010-111-LNG	Long-Term	Taiwan	Gaslog Singapore	Sabine Pass, Louisiana	3,309,244	\$ 4.21	[L]

[S] Spot – a one-time transaction for near-term delivery of a specific quantity of LNG at a specific location. Prior to 2006, spot cargos could be included in either long-term or short-term authorized types.

[\*] Split cargo – a single shipment of LNG where portions of the cargo have different transactional characteristics. For instance, a single cargo can have more than one buyer, supplier, price, unloading port, loading port, or DOE authorization.

[C] Commissioning cargo – pre-commercial cargo loaded while export facility operations are still undergoing final testing and inspection. Commissioning cargos may occur multiple times for the same facility as individual LNG trains enter service.

[L] Liquefaction fees – liquefaction fees have been included in the cargo's price. Beginning with data for July 2019, all cargo prices include liquefaction fees, which include the full contract sales price under the relevant FOB LNG sale and purchase agreements. See Table 1(f) for a summary price per export facility per month.

Countries of destination are current as of publication date. Any updates to countries of destination reported will be published in the next scheduled *LNG Monthly*.

## VESSEL-BORNE EXPORTS OF DOMESTICALLY-PRODUCED LIQUEFIED NATURAL GAS (LNG)

Table 2a(i)

Date of Departure	Name of Exporter	Supplier	Docket Number	Docket Term	Country of Destination	Name of Tanker	Departure Terminal	Volume (Mcf of Natural Gas)	Price at Export Point \$/MMBtu	Notes
5/30/2019	Sabine Pass Liquefaction, LLC	Sabine Pass Liquefaction, LLC	2010-111-LNG	Long-Term	India	Maran Gas Agamemnon	Sabine Pass, Louisiana	3,657,454	\$ 2.95	
5/31/2019	Sabine Pass Liquefaction, LLC	Sabine Pass Liquefaction, LLC	2010-111-LNG	Long-Term	India	Gaslog Hong Kong	Sabine Pass, Louisiana	3,687,042	\$ 2.95	
6/1/2019	Sabine Pass Liquefaction, LLC	Sabine Pass Liquefaction, LLC	2010-111-LNG	Long-Term	Argentina	Flex Rainbow	Sabine Pass, Louisiana	2,310,429	\$ 5.95	[L] [*]
6/1/2019	Sabine Pass Liquefaction, LLC	Sabine Pass Liquefaction, LLC	2010-111-LNG	Long-Term	Brazil	Flex Rainbow	Sabine Pass, Louisiana	955,932	\$ 5.95	[L] [*]
6/2/2019	Sabine Pass Liquefaction, LLC	Sabine Pass Liquefaction, LLC	2010-85-LNG	Long-Term	Chile	Hoegh Giant	Sabine Pass, Louisiana	3,412,173	\$ 3.03	
6/3/2019	Sabine Pass Liquefaction, LLC	Sabine Pass Liquefaction, LLC	2010-85-LNG	Long-Term	South Korea	Golar Penguin	Sabine Pass, Louisiana	3,422,293	\$ 3.09	
6/4/2019	Sabine Pass Liquefaction, LLC	Sabine Pass Liquefaction, LLC	2010-85-LNG	Long-Term	Mexico	BW Lilac	Sabine Pass, Louisiana	3,591,632	\$ 5.03	
6/5/2019	Sabine Pass Liquefaction, LLC	Sabine Pass Liquefaction, LLC	2013-121-LNG	Long-Term	Jordan	Pan Africa	Sabine Pass, Louisiana	3,664,184	\$ 3.03	
6/6/2019	Sabine Pass Liquefaction, LLC	Sabine Pass Liquefaction, LLC	2010-111-LNG	Long-Term	United Arab Emirates	Golar Tundra	Sabine Pass, Louisiana	3,459,257	\$ 3.20	
6/7/2019	Sabine Pass Liquefaction, LLC	Sabine Pass Liquefaction, LLC	2010-111-LNG	Long-Term	Spain	Gaslog Salem	Sabine Pass, Louisiana	3,261,612	\$ 6.03	[L]
6/8/2019	Sabine Pass Liquefaction, LLC	Sabine Pass Liquefaction, LLC	2010-111-LNG	Long-Term	Japan	Castillo De Caldelas	Sabine Pass, Louisiana	3,791,893	\$ 3.03	
6/10/2019	Sabine Pass Liquefaction, LLC	Sabine Pass Liquefaction, LLC	2010-111-LNG	Long-Term	Italy	Ribera del Duero Knutsen	Sabine Pass, Louisiana	3,072,325	\$ 3.03	
6/11/2019	Sabine Pass Liquefaction, LLC	Sabine Pass Liquefaction, LLC	2010-85-LNG	Long-Term	Chile	Methane Kari Elin	Sabine Pass, Louisiana	2,915,203	\$ 6.03	[L]
6/11/2019	Sabine Pass Liquefaction, LLC	Sabine Pass Liquefaction, LLC	2013-121-LNG	Long-Term	South Korea	Kinisis	Sabine Pass, Louisiana	3,665,151	\$ 4.62	[L]
6/13/2019	Sabine Pass Liquefaction, LLC	Sabine Pass Liquefaction, LLC	2010-85-LNG	Long-Term	Mexico	Cool Explorer	Sabine Pass, Louisiana	3,413,230	\$ 5.03	[L]
6/13/2019	Sabine Pass Liquefaction, LLC	Sabine Pass Liquefaction, LLC	2010-85-LNG	Long-Term	South Korea	K Jasmine	Sabine Pass, Louisiana	3,070,120	\$ 3.03	
6/15/2019	Sabine Pass Liquefaction, LLC	Sabine Pass Liquefaction, LLC	2010-111-LNG	Long-Term	Japan	Rioja Knutsen	Sabine Pass, Louisiana	3,532,541	\$ 3.03	
6/16/2019	Sabine Pass Liquefaction, LLC	Sabine Pass Liquefaction, LLC	2010-85-LNG	Long-Term	Jordan	Myrina	Sabine Pass, Louisiana	3,677,606	\$ 3.03	
6/17/2019	Sabine Pass Liquefaction, LLC	Sabine Pass Liquefaction, LLC	2010-85-LNG	Long-Term	Mexico	Maran Gas Spetses	Sabine Pass, Louisiana	3,538,818	\$ 3.03	
6/18/2019	Sabine Pass Liquefaction, LLC	Sabine Pass Liquefaction, LLC	2010-85-LNG	Long-Term	Mexico	Seri Balqis	Sabine Pass, Louisiana	3,254,557	\$ 6.03	[L]
6/18/2019	Sabine Pass Liquefaction, LLC	Sabine Pass Liquefaction, LLC	2013-121-LNG	Long-Term	Spain	Marvel Falcon	Sabine Pass, Louisiana	3,579,952	\$ 3.53	[L]
6/19/2019	Sabine Pass Liquefaction, LLC	Sabine Pass Liquefaction, LLC	2010-85-LNG	Long-Term	South Korea	K Mugungwha	Sabine Pass, Louisiana	3,185,513	\$ 3.03	
6/21/2019	Sabine Pass Liquefaction, LLC	Sabine Pass Liquefaction, LLC	2013-121-LNG	Long-Term	India	Golar Bear	Sabine Pass, Louisiana	3,214,539	\$ 5.03	[L]
6/22/2019	Sabine Pass Liquefaction, LLC	Sabine Pass Liquefaction, LLC	2010-85-LNG	Long-Term	Chile	Castillo de Villalba	Sabine Pass, Louisiana	2,939,738	\$ 3.03	
6/23/2019	Sabine Pass Liquefaction, LLC	Sabine Pass Liquefaction, LLC	2010-111-LNG	Long-Term	Argentina	Magellan Spirit	Sabine Pass, Louisiana	2,149,012	\$ 6.03	[L] [*]
6/23/2019	Sabine Pass Liquefaction, LLC	Sabine Pass Liquefaction, LLC	2010-85-LNG	Long-Term	Dominican Republic	Magellan Spirit	Sabine Pass, Louisiana	1,107,685	\$ 6.03	[L] [*]
6/24/2019	Sabine Pass Liquefaction, LLC	Sabine Pass Liquefaction, LLC	2010-111-LNG	Long-Term	Japan	LNG Schneeweisschen	Sabine Pass, Louisiana	3,783,099	\$ 3.24	
6/25/2019	Sabine Pass Liquefaction, LLC	Sabine Pass Liquefaction, LLC	2010-111-LNG	Long-Term	Brazil	Fuji LNG	Sabine Pass, Louisiana	2,357,254	\$ 5.03	[L]
6/26/2019	Sabine Pass Liquefaction, LLC	Sabine Pass Liquefaction, LLC	2013-121-LNG	Long-Term	Chile	Murex	Sabine Pass, Louisiana	3,259,810	\$ 6.03	[L]
6/27/2019	Sabine Pass Liquefaction, LLC	Sabine Pass Liquefaction, LLC	2010-85-LNG	Long-Term	Chile	Megara	Sabine Pass, Louisiana	3,567,790	\$ 3.03	
6/28/2019	Sabine Pass Liquefaction, LLC	Sabine Pass Liquefaction, LLC	2010-111-LNG	Long-Term	Portugal	Hoegh Giant	Sabine Pass, Louisiana	3,273,269	\$ 3.03	
6/29/2019	Sabine Pass Liquefaction, LLC	Sabine Pass Liquefaction, LLC	2010-85-LNG	Long-Term	South Korea	Hyundai Princepia	Sabine Pass, Louisiana	3,677,350	\$ 3.03	
6/30/2019	Sabine Pass Liquefaction, LLC	Sabine Pass Liquefaction, LLC	2010-111-LNG	Long-Term	Portugal	Creole Spirit	Sabine Pass, Louisiana	3,635,050	\$ 5.03	[L]
7/1/2019	Sabine Pass Liquefaction, LLC	Sabine Pass Liquefaction, LLC	2010-85-LNG	Long-Term	South Korea	Marvel Kite	Sabine Pass, Louisiana	3,683,719		
7/2/2019	Sabine Pass Liquefaction, LLC	Sabine Pass Liquefaction, LLC	2010-111-LNG	Long-Term	Spain	BW Lilac	Sabine Pass, Louisiana	3,297,493		
7/3/2019	Sabine Pass Liquefaction, LLC	Sabine Pass Liquefaction, LLC	2013-121-LNG	Long-Term	Mexico	SK Audace	Sabine Pass, Louisiana	3,744,944		
7/4/2019	Sabine Pass Liquefaction, LLC	Sabine Pass Liquefaction, LLC	2010-85-LNG	Long-Term	Singapore	Gaslog Greece	Sabine Pass, Louisiana	3,570,191		
7/5/2019	Sabine Pass Liquefaction, LLC	Sabine Pass Liquefaction, LLC	2010-111-LNG	Long-Term	Japan	Torben Spirit	Sabine Pass, Louisiana	3,658,092		
7/6/2019	Sabine Pass Liquefaction, LLC	Sabine Pass Liquefaction, LLC	2010-111-LNG	Long-Term	Argentina	Maran Gas Mystras	Sabine Pass, Louisiana	2,178,698		
7/7/2019	Sabine Pass Liquefaction, LLC	Sabine Pass Liquefaction, LLC	2013-121-LNG	Long-Term	Mexico	Magdala	Sabine Pass, Louisiana	3,311,789		
7/8/2019	Sabine Pass Liquefaction, LLC	Sabine Pass Liquefaction, LLC	2010-85-LNG	Long-Term	South Korea	Cool Explorer	Sabine Pass, Louisiana	3,398,184		
7/9/2019	Sabine Pass Liquefaction, LLC	Sabine Pass Liquefaction, LLC	2010-85-LNG	Long-Term	South Korea	Marvel Hawk	Sabine Pass, Louisiana	3,690,908		
7/10/2019	Sabine Pass Liquefaction, LLC	Sabine Pass Liquefaction, LLC	2010-111-LNG	Long-Term	Italy	Flex Rainbow	Sabine Pass, Louisiana	3,248,800		
7/11/2019	Sabine Pass Liquefaction, LLC	Sabine Pass Liquefaction, LLC	2010-111-LNG	Long-Term	Poland	Oak Spirit	Sabine Pass, Louisiana	3,694,256		
7/15/2019	Sabine Pass Liquefaction, LLC	Sabine Pass Liquefaction, LLC	2010-85-LNG	Long-Term	Mexico	Sevilla Knutsen	Sabine Pass, Louisiana	3,627,889		

[S] Spot – a one-time transaction for near-term delivery of a specific quantity of LNG at a specific location. Prior to 2006, spot cargos could be included in either long-term or short-term authorized types.

[\*] Split cargo – a single shipment of LNG where portions of the cargo have different transactional characteristics. For instance, a single cargo can have more than one buyer, supplier, price, unloading port, loading port, or DOE authorization.

[C] Commissioning cargo – pre-commercial cargo loaded while export facility operations are still undergoing final testing and inspection. Commissioning cargos may occur multiple times for the same facility as individual LNG trains enter service.

[L] Liquefaction fees – liquefaction fees have been included in the cargo's price. Beginning with data for July 2019, all cargo prices include liquefaction fees, which include the full contract sales price under the relevant FOB LNG sale and purchase agreements. See Table 1(f) for a summary price per export facility per month.

Countries of destination are current as of publication date. Any updates to countries of destination reported will be published in the next scheduled *LNG Monthly*.

## VESSEL-BORNE EXPORTS OF DOMESTICALLY-PRODUCED LIQUEFIED NATURAL GAS (LNG)

Table 2a(i)

Date of Departure	Name of Exporter	Supplier	Docket Number	Docket Term	Country of Destination	Name of Tanker	Departure Terminal	Volume (Mcf of Natural Gas)	Price at Export Point \$/MMBtu	Notes
7/15/2019	Sabine Pass Liquefaction, LLC	Sabine Pass Liquefaction, LLC	2010-85-LNG	Long-Term	South Korea	SM Eagle	Sabine Pass, Louisiana	3,696,092		
7/16/2019	Sabine Pass Liquefaction, LLC	Sabine Pass Liquefaction, LLC	2013-121-LNG	Long-Term	Argentina	Iberica Knutsen	Sabine Pass, Louisiana	2,094,682		[*]
7/16/2019	Sabine Pass Liquefaction, LLC	Sabine Pass Liquefaction, LLC	2013-121-LNG	Long-Term	Jamaica	Iberica Knutsen	Sabine Pass, Louisiana	836,664		[*]
7/17/2019	Sabine Pass Liquefaction, LLC	Sabine Pass Liquefaction, LLC	2010-85-LNG	Long-Term	South Korea	Hyundai Peacepia	Sabine Pass, Louisiana	3,685,907		
7/18/2019	Sabine Pass Liquefaction, LLC	Sabine Pass Liquefaction, LLC	2010-85-LNG	Long-Term	South Korea	Magdala	Sabine Pass, Louisiana	3,625,293		
7/19/2019	Sabine Pass Liquefaction, LLC	Sabine Pass Liquefaction, LLC	2010-111-LNG	Long-Term	Argentina	British Sapphire	Sabine Pass, Louisiana	2,264,837		[*]
7/19/2019	Sabine Pass Liquefaction, LLC	Sabine Pass Liquefaction, LLC	2010-111-LNG	Long-Term	Brazil	British Sapphire	Sabine Pass, Louisiana	983,592		[*]
7/19/2019	Sabine Pass Liquefaction, LLC	Sabine Pass Liquefaction, LLC	2010-111-LNG	Long-Term	Portugal	Ribera del Duero Knutsen	Sabine Pass, Louisiana	269,486		[*]
7/19/2019	Sabine Pass Liquefaction, LLC	Sabine Pass Liquefaction, LLC	2010-85-LNG	Long-Term	Chile	Ribera del Duero Knutsen	Sabine Pass, Louisiana	3,033,486		[*]
7/21/2019	Sabine Pass Liquefaction, LLC	Sabine Pass Liquefaction, LLC	2013-121-LNG	Long-Term	Argentina	Seri Balqis	Sabine Pass, Louisiana	2,291,673		[*]
7/21/2019	Sabine Pass Liquefaction, LLC	Sabine Pass Liquefaction, LLC	2013-121-LNG	Long-Term	Brazil	Seri Balqis	Sabine Pass, Louisiana	954,426		[*]
7/22/2019	Sabine Pass Liquefaction, LLC	Sabine Pass Liquefaction, LLC	2010-85-LNG	Long-Term	South Korea	Arwa Spirit	Sabine Pass, Louisiana	3,516,575		
7/23/2019	Sabine Pass Liquefaction, LLC	Sabine Pass Liquefaction, LLC	2010-111-LNG	Long-Term	Portugal	Hoegh Giant	Sabine Pass, Louisiana	3,060,969		
7/24/2019	Sabine Pass Liquefaction, LLC	Sabine Pass Liquefaction, LLC	2010-111-LNG	Long-Term	Kuwait	Golar Crystal	Sabine Pass, Louisiana	3,405,130		
7/25/2019	Sabine Pass Liquefaction, LLC	Sabine Pass Liquefaction, LLC	2013-121-LNG	Long-Term	Chile	Methane Princess	Sabine Pass, Louisiana	2,903,842		
7/27/2019	Sabine Pass Liquefaction, LLC	Sabine Pass Liquefaction, LLC	2010-85-LNG	Long-Term	South Korea	SM Seahawk	Sabine Pass, Louisiana	3,687,991		
7/28/2019	Sabine Pass Liquefaction, LLC	Sabine Pass Liquefaction, LLC	2010-111-LNG	Long-Term	United Arab Emirates	Sevilla Knutsen	Sabine Pass, Louisiana	3,487,444		
7/28/2019	Sabine Pass Liquefaction, LLC	Sabine Pass Liquefaction, LLC	2010-85-LNG	Long-Term	Mexico	Yari LNG	Sabine Pass, Louisiana	3,397,687		
7/29/2019	Sabine Pass Liquefaction, LLC	Sabine Pass Liquefaction, LLC	2013-121-LNG	Long-Term	Brazil	Creole Spirit	Sabine Pass, Louisiana	3,641,425		
7/30/2019	Sabine Pass Liquefaction, LLC	Sabine Pass Liquefaction, LLC	2010-85-LNG	Long-Term	Mexico	Gaslog Salem	Sabine Pass, Louisiana	3,251,881		
8/1/2019	Sabine Pass Liquefaction, LLC	Sabine Pass Liquefaction, LLC	2010-111-LNG	Long-Term	Spain	Marib Spirit	Sabine Pass, Louisiana	3,339,583		
8/2/2019	Sabine Pass Liquefaction, LLC	Sabine Pass Liquefaction, LLC	2010-111-LNG	Long-Term	Italy	Fuji LNG	Sabine Pass, Louisiana	3,134,484		
8/3/2019	Sabine Pass Liquefaction, LLC	Sabine Pass Liquefaction, LLC	2010-111-LNG	Long-Term	India	Maran Gas Amphipolis	Sabine Pass, Louisiana	3,593,254		
8/4/2019	Sabine Pass Liquefaction, LLC	Sabine Pass Liquefaction, LLC	2013-121-LNG	Long-Term	India	Maria Energy	Sabine Pass, Louisiana	3,700,469		
8/6/2019	Sabine Pass Liquefaction, LLC	Sabine Pass Liquefaction, LLC	2010-111-LNG	Long-Term	Italy	Cadiz Knutsen	Sabine Pass, Louisiana	2,947,519		
8/7/2019	Sabine Pass Liquefaction, LLC	Sabine Pass Liquefaction, LLC	2010-111-LNG	Long-Term	United Arab Emirates	Maran Gas Hydra	Sabine Pass, Louisiana	3,502,246		
8/10/2019	Sabine Pass Liquefaction, LLC	Sabine Pass Liquefaction, LLC	2013-121-LNG	Long-Term	Brazil	Magellan Spirit	Sabine Pass, Louisiana	2,600,365		[*]
8/10/2019	Sabine Pass Liquefaction, LLC	Sabine Pass Liquefaction, LLC	2013-121-LNG	Long-Term	Colombia	Magellan Spirit	Sabine Pass, Louisiana	649,219		[*]
8/11/2019	Sabine Pass Liquefaction, LLC	Sabine Pass Liquefaction, LLC	2010-111-LNG	Long-Term	Jamaica	Castillo de Villalba	Sabine Pass, Louisiana	2,945,544		
8/12/2019	Sabine Pass Liquefaction, LLC	Sabine Pass Liquefaction, LLC	2010-85-LNG	Long-Term	Jordan	Methane Becki Anne	Sabine Pass, Louisiana	3,277,277		
8/14/2019	Sabine Pass Liquefaction, LLC	Sabine Pass Liquefaction, LLC	2013-121-LNG	Long-Term	Japan	Maran Gas Posidonia	Sabine Pass, Louisiana	3,444,863		
8/15/2019	Sabine Pass Liquefaction, LLC	Sabine Pass Liquefaction, LLC	2010-111-LNG	Long-Term	Spain	Oak Spirit	Sabine Pass, Louisiana	3,668,111		
8/16/2019	Sabine Pass Liquefaction, LLC	Sabine Pass Liquefaction, LLC	2010-85-LNG	Long-Term	South Korea	K Jasmine	Sabine Pass, Louisiana	3,095,731		
8/18/2019	Sabine Pass Liquefaction, LLC	Sabine Pass Liquefaction, LLC	2010-111-LNG	Long-Term	Poland	Hoegh Giant	Sabine Pass, Louisiana	3,537,150		
8/20/2019	Sabine Pass Liquefaction, LLC	Sabine Pass Liquefaction, LLC	2013-121-LNG	Long-Term	South Korea	K Mugungwha	Sabine Pass, Louisiana	3,199,033		
8/21/2019	Sabine Pass Liquefaction, LLC	Sabine Pass Liquefaction, LLC	2010-111-LNG	Long-Term	Kuwait	Maran Gas Agamemnon	Sabine Pass, Louisiana	3,401,219		
8/24/2019	Sabine Pass Liquefaction, LLC	Sabine Pass Liquefaction, LLC	2010-111-LNG	Long-Term	Brazil	Maran Gas Hector	Sabine Pass, Louisiana	3,500,385		
8/24/2019	Sabine Pass Liquefaction, LLC	Sabine Pass Liquefaction, LLC	2010-85-LNG	Long-Term	Mexico	Clean Ocean	Sabine Pass, Louisiana	3,369,300		
8/25/2019	Sabine Pass Liquefaction, LLC	Sabine Pass Liquefaction, LLC	2010-111-LNG	Long-Term	France	Flex Rainbow	Sabine Pass, Louisiana	3,248,576		
8/26/2019	Sabine Pass Liquefaction, LLC	Sabine Pass Liquefaction, LLC	2013-121-LNG	Long-Term	Netherlands	Yari LNG	Sabine Pass, Louisiana	3,385,724		
8/28/2019	Sabine Pass Liquefaction, LLC	Sabine Pass Liquefaction, LLC	2010-85-LNG	Long-Term	South Korea	Hyundai Princepia	Sabine Pass, Louisiana	3,681,355		
8/29/2019	Sabine Pass Liquefaction, LLC	Sabine Pass Liquefaction, LLC	2010-111-LNG	Long-Term	Spain	Ribera del Duero Knutsen	Sabine Pass, Louisiana	2,590,224		
8/30/2019	Sabine Pass Liquefaction, LLC	Sabine Pass Liquefaction, LLC	2010-85-LNG	Long-Term	Mexico	Creole Spirit	Sabine Pass, Louisiana	3,584,909		
8/31/2019	Sabine Pass Liquefaction, LLC	Sabine Pass Liquefaction, LLC	2010-85-LNG	Long-Term	Mexico	Gaslog Salem	Sabine Pass, Louisiana	3,271,967		
9/1/2019	Sabine Pass Liquefaction, LLC	Sabine Pass Liquefaction, LLC	2010-85-LNG	Long-Term	Jordan	Maran Gas Ulysses	Sabine Pass, Louisiana	3,616,082		

[S] Spot – a one-time transaction for near-term delivery of a specific quantity of LNG at a specific location. Prior to 2006, spot cargos could be included in either long-term or short-term authorized types.

[\*] Split cargo – a single shipment of LNG where portions of the cargo have different transactional characteristics. For instance, a single cargo can have more than one buyer, supplier, price, unloading port, loading port, or DOE authorization.

[C] Commissioning cargo – pre-commercial cargo loaded while export facility operations are still undergoing final testing and inspection. Commissioning cargos may occur multiple times for the same facility as individual LNG trains enter service.

[L] Liquefaction fees – liquefaction fees have been included in the cargo's price. Beginning with data for July 2019, all cargo prices include liquefaction fees, which include the full contract sales price under the relevant FOB LNG sale and purchase agreements. See Table 1(f) for a summary price per export facility per month.

Countries of destination are current as of publication date. Any updates to countries of destination reported will be published in the next scheduled *LNG Monthly*.

## VESSEL-BORNE EXPORTS OF DOMESTICALLY-PRODUCED LIQUEFIED NATURAL GAS (LNG)

Table 2a(i)

Date of Departure	Name of Exporter	Supplier	Docket Number	Docket Term	Country of Destination	Name of Tanker	Departure Terminal	Volume (Mcf of Natural Gas)	Price at Export Point \$/MMBtu	Notes
9/2/2019	Sabine Pass Liquefaction, LLC	Sabine Pass Liquefaction, LLC	2010-111-LNG	Long-Term	Spain	Seri Balqis	Sabine Pass, Louisiana	3,265,744		
9/3/2019	Sabine Pass Liquefaction, LLC	Sabine Pass Liquefaction, LLC	2010-111-LNG	Long-Term	United Kingdom	Velikiy Novgorod	Sabine Pass, Louisiana	3,303,456		
9/4/2019	Sabine Pass Liquefaction, LLC	Sabine Pass Liquefaction, LLC	2010-111-LNG	Long-Term	Japan	Rioja Knutsen	Sabine Pass, Louisiana	3,702,940		
9/5/2019	Sabine Pass Liquefaction, LLC	Sabine Pass Liquefaction, LLC	2013-30-LNG	Long-Term	Chile	BW Tulip	Sabine Pass, Louisiana	3,394,712		
9/6/2019	Sabine Pass Liquefaction, LLC	Sabine Pass Liquefaction, LLC	2010-111-LNG	Long-Term	Japan	LNG Schneeweisschen	Sabine Pass, Louisiana	3,819,429		
9/7/2019	Sabine Pass Liquefaction, LLC	Sabine Pass Liquefaction, LLC	2010-85-LNG	Long-Term	South Korea	Marvel Hawk	Sabine Pass, Louisiana	3,692,268		
9/9/2019	Sabine Pass Liquefaction, LLC	Sabine Pass Liquefaction, LLC	2010-111-LNG	Long-Term	Pakistan	Solaris	Sabine Pass, Louisiana	3,261,161		
9/10/2019	Sabine Pass Liquefaction, LLC	Sabine Pass Liquefaction, LLC	2010-85-LNG	Long-Term	Chile	Neo Energy	Sabine Pass, Louisiana	3,174,669		
9/12/2019	Sabine Pass Liquefaction, LLC	Sabine Pass Liquefaction, LLC	2010-111-LNG	Long-Term	India	Maran Gas Roxana	Sabine Pass, Louisiana	3,606,921		
9/13/2019	Sabine Pass Liquefaction, LLC	Sabine Pass Liquefaction, LLC	2010-111-LNG	Long-Term	Portugal	Catalunya Spirit	Sabine Pass, Louisiana	2,924,447		
9/14/2019	Sabine Pass Liquefaction, LLC	Sabine Pass Liquefaction, LLC	2013-42-LNG	Long-Term	Brazil	Magellan Spirit	Sabine Pass, Louisiana	2,867,625		
9/15/2019	Sabine Pass Liquefaction, LLC	Sabine Pass Liquefaction, LLC	2010-111-LNG	Long-Term	Spain	Marvel Kite	Sabine Pass, Louisiana	3,490,168		
9/16/2019	Sabine Pass Liquefaction, LLC	Sabine Pass Liquefaction, LLC	2010-111-LNG	Long-Term	Spain	Hyundai Peacepia	Sabine Pass, Louisiana	3,681,851		
9/17/2019	Sabine Pass Liquefaction, LLC	Sabine Pass Liquefaction, LLC	2010-111-LNG	Long-Term	Spain	Castillo de Villalba	Sabine Pass, Louisiana	2,915,317		
9/18/2019	Sabine Pass Liquefaction, LLC	Sabine Pass Liquefaction, LLC	2010-111-LNG	Long-Term	Spain	Hoegh Giant	Sabine Pass, Louisiana	3,601,563		
9/19/2019	Sabine Pass Liquefaction, LLC	Sabine Pass Liquefaction, LLC	2013-42-LNG	Long-Term	Brazil	Patris	Sabine Pass, Louisiana	3,249,658		
9/20/2019	Sabine Pass Liquefaction, LLC	Sabine Pass Liquefaction, LLC	2010-111-LNG	Long-Term	Italy	Gaslog Salem	Sabine Pass, Louisiana	3,229,821		
9/21/2019	Sabine Pass Liquefaction, LLC	Sabine Pass Liquefaction, LLC	2010-111-LNG	Long-Term	India	Maran Gas Chios	Sabine Pass, Louisiana	3,666,219		
9/22/2019	Sabine Pass Liquefaction, LLC	Sabine Pass Liquefaction, LLC	2013-30-LNG	Long-Term	France	Maran Gas Hector	Sabine Pass, Louisiana	3,490,441		
9/23/2019	Sabine Pass Liquefaction, LLC	Sabine Pass Liquefaction, LLC	2010-85-LNG	Long-Term	Mexico	Cool Explorer	Sabine Pass, Louisiana	3,250,235		
9/24/2019	Sabine Pass Liquefaction, LLC	Sabine Pass Liquefaction, LLC	2010-111-LNG	Long-Term	Japan	Gaslog Hong Kong	Sabine Pass, Louisiana	3,495,788		
9/25/2019	Sabine Pass Liquefaction, LLC	Sabine Pass Liquefaction, LLC	2010-111-LNG	Long-Term	Thailand	Gaslog Shanghai	Sabine Pass, Louisiana	3,233,725		
9/26/2019	Sabine Pass Liquefaction, LLC	Sabine Pass Liquefaction, LLC	2010-111-LNG	Long-Term	India	Ribera del Duero Knutsen	Sabine Pass, Louisiana	3,694,711		
9/27/2019	Sabine Pass Liquefaction, LLC	Sabine Pass Liquefaction, LLC	2010-111-LNG	Long-Term	Spain	Marvel Crane	Sabine Pass, Louisiana	3,440,749		
9/28/2019	Sabine Pass Liquefaction, LLC	Sabine Pass Liquefaction, LLC	2010-85-LNG	Long-Term	Chile	Methane Becki Anne	Sabine Pass, Louisiana	3,241,781		
9/29/2019	Sabine Pass Liquefaction, LLC	Sabine Pass Liquefaction, LLC	2013-42-LNG	Long-Term	France	Gaslog Skagen	Sabine Pass, Louisiana	3,249,660		
9/30/2019	Sabine Pass Liquefaction, LLC	Sabine Pass Liquefaction, LLC	2010-85-LNG	Long-Term	South Korea	SM Seahawk	Sabine Pass, Louisiana	3,688,614		
10/1/2019	Sabine Pass Liquefaction, LLC	Sabine Pass Liquefaction, LLC	2010-85-LNG	Long-Term	South Korea	Megara	Sabine Pass, Louisiana	3,628,498		
10/2/2019	Sabine Pass Liquefaction, LLC	Sabine Pass Liquefaction, LLC	2010-111-LNG	Long-Term	Taiwan	Fuji LNG	Sabine Pass, Louisiana	3,137,635		
10/3/2019	Sabine Pass Liquefaction, LLC	Sabine Pass Liquefaction, LLC	2010-85-LNG	Long-Term	Singapore	Macoma	Sabine Pass, Louisiana	3,462,823		
10/4/2019	Sabine Pass Liquefaction, LLC	Sabine Pass Liquefaction, LLC	2010-111-LNG	Long-Term	Portugal	Torben Spirit	Sabine Pass, Louisiana	3,181,132		
10/5/2019	Sabine Pass Liquefaction, LLC	Sabine Pass Liquefaction, LLC	2010-85-LNG	Long-Term	South Korea	Marvel Falcon	Sabine Pass, Louisiana	3,529,723		
10/5/2019	Sabine Pass Liquefaction, LLC	Sabine Pass Liquefaction, LLC	2013-121-LNG	Long-Term	South Korea	Golar Ice	Sabine Pass, Louisiana	3,292,038		
10/6/2019	Sabine Pass Liquefaction, LLC	Sabine Pass Liquefaction, LLC	2013-30-LNG	Long-Term	Chile	Golar Seal	Sabine Pass, Louisiana	3,388,658		
10/8/2019	Sabine Pass Liquefaction, LLC	Sabine Pass Liquefaction, LLC	2010-85-LNG	Long-Term	Chile	Marib Spirit	Sabine Pass, Louisiana	3,219,600		
10/9/2019	Sabine Pass Liquefaction, LLC	Sabine Pass Liquefaction, LLC	2010-111-LNG	Long-Term	Pakistan	Maran Gas Olympias	Sabine Pass, Louisiana	3,472,201		
10/10/2019	Sabine Pass Liquefaction, LLC	Sabine Pass Liquefaction, LLC	2010-111-LNG	Long-Term	United Kingdom	Gaslog Savannah	Sabine Pass, Louisiana	3,286,578		
10/12/2019	Sabine Pass Liquefaction, LLC	Sabine Pass Liquefaction, LLC	2010-111-LNG	Long-Term	Belgium	Maran Gas Posidonia	Sabine Pass, Louisiana	3,402,206		
10/12/2019	Sabine Pass Liquefaction, LLC	Sabine Pass Liquefaction, LLC	2010-111-LNG	Long-Term	France	SK Resolute	Sabine Pass, Louisiana	3,495,034		
10/13/2019	Sabine Pass Liquefaction, LLC	Sabine Pass Liquefaction, LLC	2010-111-LNG	Long-Term	Portugal	BW GDF Suez Brussels	Sabine Pass, Louisiana	3,439,831		
10/14/2019	Sabine Pass Liquefaction, LLC	Sabine Pass Liquefaction, LLC	2010-111-LNG	Long-Term	Japan	Maran Gas Ulysses	Sabine Pass, Louisiana	3,079,694		
10/15/2019	Sabine Pass Liquefaction, LLC	Sabine Pass Liquefaction, LLC	2010-85-LNG	Long-Term	Dominican Republic	Iberica Knutsen	Sabine Pass, Louisiana	2,927,364		
10/15/2019	Sabine Pass Liquefaction, LLC	Sabine Pass Liquefaction, LLC	2013-42-LNG	Long-Term	United Kingdom	Singapore Energy	Sabine Pass, Louisiana	2,418,217		
10/17/2019	Sabine Pass Liquefaction, LLC	Sabine Pass Liquefaction, LLC	2010-111-LNG	Long-Term	France	Hyundai Peacepia	Sabine Pass, Louisiana	3,687,495		
10/18/2019	Sabine Pass Liquefaction, LLC	Sabine Pass Liquefaction, LLC	2010-111-LNG	Long-Term	Brazil	Magellan Spirit	Sabine Pass, Louisiana	3,344,964		

[S] Spot – a one-time transaction for near-term delivery of a specific quantity of LNG at a specific location. Prior to 2006, spot cargos could be included in either long-term or short-term authorized types.

[\*] Split cargo – a single shipment of LNG where portions of the cargo have different transactional characteristics. For instance, a single cargo can have more than one buyer, supplier, price, unloading port, loading port, or DOE authorization.

[C] Commissioning cargo – pre-commercial cargo loaded while export facility operations are still undergoing final testing and inspection. Commissioning cargos may occur multiple times for the same facility as individual LNG trains enter service.

[L] Liquefaction fees – liquefaction fees have been included in the cargo's price. Beginning with data for July 2019, all cargo prices include liquefaction fees, which include the full contract sales price under the relevant FOB LNG sale and purchase agreements. See Table 1(f) for a summary price per export facility per month.

Countries of destination are current as of publication date. Any updates to countries of destination reported will be published in the next scheduled *LNG Monthly*.



## VESSEL-BORNE EXPORTS OF DOMESTICALLY-PRODUCED LIQUEFIED NATURAL GAS (LNG)

Table 2a(i)

Date of Departure	Name of Exporter	Supplier	Docket Number	Docket Term	Country of Destination	Name of Tanker	Departure Terminal	Volume (Mcf of Natural Gas)	Price at Export Point \$/MMBtu	Notes
10/18/2019	Sabine Pass Liquefaction, LLC	Sabine Pass Liquefaction, LLC	2013-121-LNG	Long-Term	South Korea	Maran Gas Pericles	Sabine Pass, Louisiana	3,666,338		
10/20/2019	Sabine Pass Liquefaction, LLC	Sabine Pass Liquefaction, LLC	2010-85-LNG	Long-Term	South Korea	SM Eagle	Sabine Pass, Louisiana	3,690,068		
10/20/2019	Sabine Pass Liquefaction, LLC	Sabine Pass Liquefaction, LLC	2013-30-LNG	Long-Term	Poland	Patris	Sabine Pass, Louisiana	3,488,801		
10/22/2019	Sabine Pass Liquefaction, LLC	Sabine Pass Liquefaction, LLC	2010-85-LNG	Long-Term	South Korea	Gaslog Salem	Sabine Pass, Louisiana	3,274,272		
10/23/2019	Sabine Pass Liquefaction, LLC	Sabine Pass Liquefaction, LLC	2010-85-LNG	Long-Term	Mexico	Neo Energy	Sabine Pass, Louisiana	3,170,904		
10/24/2019	Sabine Pass Liquefaction, LLC	Sabine Pass Liquefaction, LLC	2010-85-LNG	Long-Term	South Korea	K Mugungwha	Sabine Pass, Louisiana	3,168,367		
10/26/2019	Sabine Pass Liquefaction, LLC	Sabine Pass Liquefaction, LLC	2010-111-LNG	Long-Term	Japan	Castillo De Caldelas	Sabine Pass, Louisiana	3,773,760		
10/26/2019	Sabine Pass Liquefaction, LLC	Sabine Pass Liquefaction, LLC	2010-111-LNG	Long-Term	United Kingdom	Cool Explorer	Sabine Pass, Louisiana	3,403,106		
10/27/2019	Sabine Pass Liquefaction, LLC	Sabine Pass Liquefaction, LLC	2010-111-LNG	Long-Term	India	Al Kharsaah	Sabine Pass, Louisiana	3,249,185		
10/28/2019	Sabine Pass Liquefaction, LLC	Sabine Pass Liquefaction, LLC	2010-85-LNG	Long-Term	South Korea	Magdala	Sabine Pass, Louisiana	3,667,865		
10/28/2019	Sabine Pass Liquefaction, LLC	Sabine Pass Liquefaction, LLC	2013-42-LNG	Long-Term	United Kingdom	Gaslog Skagen	Sabine Pass, Louisiana	3,311,483		
10/29/2019	Sabine Pass Liquefaction, LLC	Sabine Pass Liquefaction, LLC	2010-85-LNG	Long-Term	South Korea	Gaslog Seattle	Sabine Pass, Louisiana	3,267,459		
10/30/2019	Sabine Pass Liquefaction, LLC	Sabine Pass Liquefaction, LLC	2010-111-LNG	Long-Term	Spain	Torben Spirit	Sabine Pass, Louisiana	3,412,856		
10/31/2019	Sabine Pass Liquefaction, LLC	Sabine Pass Liquefaction, LLC	2010-111-LNG	Long-Term	United Kingdom	Maran Gas Apollonia	Sabine Pass, Louisiana	3,420,351		
11/1/2019	Sabine Pass Liquefaction, LLC	Sabine Pass Liquefaction, LLC	2010-111-LNG	Long-Term	France	Hyundai Princepia	Sabine Pass, Louisiana	3,691,138		
11/3/2019	Sabine Pass Liquefaction, LLC	Sabine Pass Liquefaction, LLC	2013-121-LNG	Long-Term	Japan	Adam LNG	Sabine Pass, Louisiana	3,433,841		
11/4/2019	Sabine Pass Liquefaction, LLC	Sabine Pass Liquefaction, LLC	2010-85-LNG	Long-Term	South Korea	Maran Gas Delphi	Sabine Pass, Louisiana	3,372,192		
11/5/2019	Sabine Pass Liquefaction, LLC	Sabine Pass Liquefaction, LLC	2010-111-LNG	Long-Term	Malaysia	Gaslog Geneva	Sabine Pass, Louisiana	3,698,090		
11/6/2019	Sabine Pass Liquefaction, LLC	Sabine Pass Liquefaction, LLC	2010-85-LNG	Long-Term	South Korea	Marvel Hawk	Sabine Pass, Louisiana	3,697,528		
11/7/2019	Sabine Pass Liquefaction, LLC	Sabine Pass Liquefaction, LLC	2013-30-LNG	Long-Term	South Korea	SK Audace	Sabine Pass, Louisiana	3,387,176		
11/8/2019	Sabine Pass Liquefaction, LLC	Sabine Pass Liquefaction, LLC	2010-111-LNG	Long-Term	Turkey	Hoegh Galleon	Sabine Pass, Louisiana	3,613,120		
11/9/2019	Sabine Pass Liquefaction, LLC	Sabine Pass Liquefaction, LLC	2010-111-LNG	Long-Term	Japan	Stena Clear Sky	Sabine Pass, Louisiana	3,494,367		
11/9/2019	Sabine Pass Liquefaction, LLC	Sabine Pass Liquefaction, LLC	2010-111-LNG	Long-Term	United Kingdom	Velikiy Novgorod	Sabine Pass, Louisiana	3,581,888		
11/10/2019	Sabine Pass Liquefaction, LLC	Sabine Pass Liquefaction, LLC	2010-111-LNG	Long-Term	Taiwan	Rioja Knutsen	Sabine Pass, Louisiana	3,736,155		
11/11/2019	Sabine Pass Liquefaction, LLC	Sabine Pass Liquefaction, LLC	2010-85-LNG	Long-Term	Chile	Pan Asia	Sabine Pass, Louisiana	3,484,054		
11/12/2019	Sabine Pass Liquefaction, LLC	Sabine Pass Liquefaction, LLC	2010-111-LNG	Long-Term	France	Trinity Arrow	Sabine Pass, Louisiana	3,257,865		
11/12/2019	Sabine Pass Liquefaction, LLC	Sabine Pass Liquefaction, LLC	2013-121-LNG	Long-Term	Netherlands	Gaslog Gibraltar	Sabine Pass, Louisiana	2,980,145		
11/13/2019	Sabine Pass Liquefaction, LLC	Sabine Pass Liquefaction, LLC	2010-111-LNG	Long-Term	Poland	Maran Gas Posidonia	Sabine Pass, Louisiana	3,432,467		
11/15/2019	Sabine Pass Liquefaction, LLC	Sabine Pass Liquefaction, LLC	2010-111-LNG	Long-Term	United Kingdom	Iberica Knutsen	Sabine Pass, Louisiana	2,937,832		
11/15/2019	Sabine Pass Liquefaction, LLC	Sabine Pass Liquefaction, LLC	2013-42-LNG	Long-Term	Jamaica	Singapore Energy	Sabine Pass, Louisiana	2,463,934		
11/15/2019	Sabine Pass Liquefaction, LLC	Sabine Pass Liquefaction, LLC	2013-42-LNG	Long-Term	Panama	Singapore Energy	Sabine Pass, Louisiana	478,059		
11/16/2019	Sabine Pass Liquefaction, LLC	Sabine Pass Liquefaction, LLC	2015-63-LNG	Long-Term	Netherlands	Energy Atlantic	Sabine Pass, Louisiana	3,396,126		
11/17/2019	Sabine Pass Liquefaction, LLC	Sabine Pass Liquefaction, LLC	2014-92-LNG	Long-Term	Mexico	British Ruby	Sabine Pass, Louisiana	3,272,684		
11/18/2019	Sabine Pass Liquefaction, LLC	Sabine Pass Liquefaction, LLC	2015-63-LNG	Long-Term	Spain	Hyundai Peacepia	Sabine Pass, Louisiana	3,690,031		
11/19/2019	Sabine Pass Liquefaction, LLC	Sabine Pass Liquefaction, LLC	2013-30-LNG	Long-Term	France	SK Resolute	Sabine Pass, Louisiana	3,485,504		
11/20/2019	Sabine Pass Liquefaction, LLC	Sabine Pass Liquefaction, LLC	2013-30-LNG	Long-Term	South Korea	Flex Ranger	Sabine Pass, Louisiana	3,675,385		
11/21/2019	Sabine Pass Liquefaction, LLC	Sabine Pass Liquefaction, LLC	2015-63-LNG	Long-Term	Pakistan	Al Gharrafa	Sabine Pass, Louisiana	3,246,868		
11/22/2019	Sabine Pass Liquefaction, LLC	Sabine Pass Liquefaction, LLC	2015-63-LNG	Long-Term	India	SCF Melampus	Sabine Pass, Louisiana	3,592,587		
11/23/2019	Sabine Pass Liquefaction, LLC	Sabine Pass Liquefaction, LLC	2015-63-LNG	Long-Term	Netherlands	LNG Schneeweisschen	Sabine Pass, Louisiana	3,723,073		
11/25/2019	Sabine Pass Liquefaction, LLC	Sabine Pass Liquefaction, LLC	2015-63-LNG	Long-Term	United Kingdom	BW Pavilion Aranda	Sabine Pass, Louisiana	3,437,963		
11/26/2019	Sabine Pass Liquefaction, LLC	Sabine Pass Liquefaction, LLC	2015-63-LNG	Long-Term	United Kingdom	Hoegh Giant	Sabine Pass, Louisiana	3,301,713		
11/26/2019	Sabine Pass Liquefaction, LLC	Sabine Pass Liquefaction, LLC	2015-63-LNG	Long-Term	United Kingdom	Seri Balqis	Sabine Pass, Louisiana	3,299,451		
11/27/2019	Sabine Pass Liquefaction, LLC	Sabine Pass Liquefaction, LLC	2013-42-LNG	Long-Term	Belgium	Gaslog Skagen	Sabine Pass, Louisiana	3,293,444		
11/28/2019	Sabine Pass Liquefaction, LLC	Sabine Pass Liquefaction, LLC	2015-63-LNG	Long-Term	Spain	Marshal Vasilevskiy	Sabine Pass, Louisiana	3,246,646		
11/30/2019	Sabine Pass Liquefaction, LLC	Sabine Pass Liquefaction, LLC	2014-92-LNG	Long-Term	South Korea	SM Seahawk	Sabine Pass, Louisiana	3,700,327		

[S] Spot – a one-time transaction for near-term delivery of a specific quantity of LNG at a specific location. Prior to 2006, spot cargos could be included in either long-term or short-term authorized types.

[\*] Split cargo – a single shipment of LNG where portions of the cargo have different transactional characteristics. For instance, a single cargo can have more than one buyer, supplier, price, unloading port, loading port, or DOE authorization.

[C] Commissioning cargo – pre-commercial cargo loaded while export facility operations are still undergoing final testing and inspection. Commissioning cargos may occur multiple times for the same facility as individual LNG trains enter service.

[L] Liquefaction fees – liquefaction fees have been included in the cargo's price. Beginning with data for July 2019, all cargo prices include liquefaction fees, which include the full contract sales price under the relevant FOB LNG sale and purchase agreements. See Table 1(f) for a summary price per export facility per month.

Countries of destination are current as of publication date. Any updates to countries of destination reported will be published in the next scheduled *LNG Monthly*.

## VESSEL-BORNE EXPORTS OF DOMESTICALLY-PRODUCED LIQUEFIED NATURAL GAS (LNG)

Table 2a(i)

Date of Departure	Name of Exporter	Supplier	Docket Number	Docket Term	Country of Destination	Name of Tanker	Departure Terminal	Volume (Mcf of Natural Gas)	Price at Export Point \$/MMBtu	Notes
11/30/2019	Sabine Pass Liquefaction, LLC	Sabine Pass Liquefaction, LLC	2015-63-LNG	Long-Term	France	Catalunya Spirit	Sabine Pass, Louisiana	2,912,525		
12/1/2019	Sabine Pass Liquefaction, LLC	Sabine Pass Liquefaction, LLC	2015-63-LNG	Long-Term	France	Neo Energy	Sabine Pass, Louisiana	3,170,141		
12/2/2019	Sabine Pass Liquefaction, LLC	Sabine Pass Liquefaction, LLC	2015-63-LNG	Long-Term	Bangladesh	Cool Runner	Sabine Pass, Louisiana	3,419,281		
12/3/2019	Sabine Pass Liquefaction, LLC	Sabine Pass Liquefaction, LLC	2015-63-LNG	Long-Term	Portugal	Torben Spirit	Sabine Pass, Louisiana	2,917,824		
12/4/2019	Sabine Pass Liquefaction, LLC	Sabine Pass Liquefaction, LLC	2014-92-LNG	Long-Term	South Korea	Hyundai Princepia	Sabine Pass, Louisiana	3,703,006		
12/4/2019	Sabine Pass Liquefaction, LLC	Sabine Pass Liquefaction, LLC	2015-63-LNG	Long-Term	Poland	Gaslog Greece	Sabine Pass, Louisiana	3,683,365		
12/5/2019	Sabine Pass Liquefaction, LLC	Sabine Pass Liquefaction, LLC	2013-121-LNG	Long-Term	Japan	Creole Spirit	Sabine Pass, Louisiana	3,691,749		
12/6/2019	Sabine Pass Liquefaction, LLC	Sabine Pass Liquefaction, LLC	2014-92-LNG	Long-Term	South Korea	Oak Spirit	Sabine Pass, Louisiana	3,683,820		
12/7/2019	Sabine Pass Liquefaction, LLC	Sabine Pass Liquefaction, LLC	2015-63-LNG	Long-Term	Turkey	Ribera del Duero Knutsen	Sabine Pass, Louisiana	536,321		[*]
12/7/2019	Sabine Pass Liquefaction, LLC	Sabine Pass Liquefaction, LLC	2015-63-LNG	Long-Term	United Kingdom	Ribera del Duero Knutsen	Sabine Pass, Louisiana	3,158,319		[*]
12/8/2019	Sabine Pass Liquefaction, LLC	Sabine Pass Liquefaction, LLC	2015-63-LNG	Long-Term	United Kingdom	BW Paris	Sabine Pass, Louisiana	3,390,161		
12/9/2019	Sabine Pass Liquefaction, LLC	Sabine Pass Liquefaction, LLC	2014-92-LNG	Long-Term	Chile	Barcelona Knutsen	Sabine Pass, Louisiana	3,571,544		
12/10/2019	Sabine Pass Liquefaction, LLC	Sabine Pass Liquefaction, LLC	2013-121-LNG	Long-Term	Japan	BW Tulip	Sabine Pass, Louisiana	3,508,137		
12/12/2019	Sabine Pass Liquefaction, LLC	Sabine Pass Liquefaction, LLC	2013-42-LNG	Long-Term	Dominican Republic	Singapore Energy	Sabine Pass, Louisiana	500,857		
12/12/2019	Sabine Pass Liquefaction, LLC	Sabine Pass Liquefaction, LLC	2013-42-LNG	Long-Term	Jamaica	Singapore Energy	Sabine Pass, Louisiana	2,435,064		
12/13/2019	Sabine Pass Liquefaction, LLC	Sabine Pass Liquefaction, LLC	2015-63-LNG	Long-Term	United Kingdom	Iberica Knutsen	Sabine Pass, Louisiana	2,940,781		
12/14/2019	Sabine Pass Liquefaction, LLC	Sabine Pass Liquefaction, LLC	2015-63-LNG	Long-Term	Netherlands	Gaslog Gibraltar	Sabine Pass, Louisiana	3,679,685		
12/14/2019	Sabine Pass Liquefaction, LLC	Sabine Pass Liquefaction, LLC	2015-63-LNG	Long-Term	Spain	British Mentor	Sabine Pass, Louisiana	3,455,600		
12/15/2019	Sabine Pass Liquefaction, LLC	Sabine Pass Liquefaction, LLC	2015-63-LNG	Long-Term	Italy	Flex Rainbow	Sabine Pass, Louisiana	3,258,377		
12/16/2019	Sabine Pass Liquefaction, LLC	Sabine Pass Liquefaction, LLC	2015-63-LNG	Long-Term	Spain	Energy Liberty	Sabine Pass, Louisiana	3,516,893		
12/17/2019	Sabine Pass Liquefaction, LLC	Sabine Pass Liquefaction, LLC	2015-63-LNG	Long-Term	Italy	Trinity Arrow	Sabine Pass, Louisiana	3,251,361		
12/18/2019	Sabine Pass Liquefaction, LLC	Sabine Pass Liquefaction, LLC	2015-63-LNG	Long-Term	Belgium	Marvel Falcon	Sabine Pass, Louisiana	3,705,373		
12/19/2019	Sabine Pass Liquefaction, LLC	Sabine Pass Liquefaction, LLC	2014-92-LNG	Long-Term	South Korea	Hyundai Peacepia	Sabine Pass, Louisiana	3,695,051		
12/20/2019	Sabine Pass Liquefaction, LLC	Sabine Pass Liquefaction, LLC	2013-30-LNG	Long-Term	South Korea	Flex Constellation	Sabine Pass, Louisiana	3,400,188		
12/20/2019	Sabine Pass Liquefaction, LLC	Sabine Pass Liquefaction, LLC	2014-92-LNG	Long-Term	South Korea	SM Eagle	Sabine Pass, Louisiana	3,686,759		
12/20/2019	Sabine Pass Liquefaction, LLC	Sabine Pass Liquefaction, LLC	2015-63-LNG	Long-Term	Belgium	Hoegh Galleon	Sabine Pass, Louisiana	3,446,653		
12/21/2019	Sabine Pass Liquefaction, LLC	Sabine Pass Liquefaction, LLC	2015-63-LNG	Long-Term	Netherlands	Hispania Spirit	Sabine Pass, Louisiana	2,965,585		
12/23/2019	Sabine Pass Liquefaction, LLC	Sabine Pass Liquefaction, LLC	2013-42-LNG	Long-Term	Spain	Kinisis	Sabine Pass, Louisiana	3,266,549		
12/24/2019	Sabine Pass Liquefaction, LLC	Sabine Pass Liquefaction, LLC	2015-63-LNG	Long-Term	France	Gaslog Sydney	Sabine Pass, Louisiana	3,309,158		
12/25/2019	Sabine Pass Liquefaction, LLC	Sabine Pass Liquefaction, LLC	2014-92-LNG	Long-Term	South Korea	K Mugungwha	Sabine Pass, Louisiana	3,199,216		
12/27/2019	Sabine Pass Liquefaction, LLC	Sabine Pass Liquefaction, LLC	2015-63-LNG	Long-Term	Greece	Golar Frost	Sabine Pass, Louisiana	3,399,725		
12/29/2019	Sabine Pass Liquefaction, LLC	Sabine Pass Liquefaction, LLC	2015-63-LNG	Long-Term	Belgium	Magdala	Sabine Pass, Louisiana	3,255,097		
12/30/2019	Sabine Pass Liquefaction, LLC	Sabine Pass Liquefaction, LLC	2013-30-LNG	Long-Term	South Korea	Point Fortin	Sabine Pass, Louisiana	3,276,016		
12/30/2019	Sabine Pass Liquefaction, LLC	Sabine Pass Liquefaction, LLC	2013-42-LNG	Long-Term	Greece	Gaslog Skagen	Sabine Pass, Louisiana	2,946,361		
12/31/2019	Sabine Pass Liquefaction, LLC	Sabine Pass Liquefaction, LLC	2015-63-LNG	Long-Term	Portugal	Cool Explorer	Sabine Pass, Louisiana	3,427,437		
<b>TOTAL Exports of LNG from Sabine Pass</b>								<b>1,142,660,057</b>		

[S] Spot – a one-time transaction for near-term delivery of a specific quantity of LNG at a specific location. Prior to 2006, spot cargos could be included in either long-term or short-term authorized types.

[\*] Split cargo – a single shipment of LNG where portions of the cargo have different transactional characteristics. For instance, a single cargo can have more than one buyer, supplier, price, unloading port, loading port, or DOE authorization.

[C] Commissioning cargo – pre-commercial cargo loaded while export facility operations are still undergoing final testing and inspection. Commissioning cargos may occur multiple times for the same facility as individual LNG trains enter service.

[L] Liquefaction fees – liquefaction fees have been included in the cargo's price. Beginning with data for July 2019, all cargo prices include liquefaction fees, which include the full contract sales price under the relevant FOB LNG sale and purchase agreements. See Table 1(f) for a summary price per export facility per month.

Countries of destination are current as of publication date. Any updates to countries of destination reported will be published in the next scheduled *LNG Monthly*.

## VESSEL-BORNE EXPORTS OF DOMESTICALLY-PRODUCED LIQUEFIED NATURAL GAS (LNG)

Table 2a(ii)

Date of Departure	Name of Exporter	Supplier	Docket Number	Docket Term	Country of Destination	Name of Tanker	Departure Terminal	Volume (Mcf of Natural Gas)	Price at Export Point \$/MMBtu	Notes
1/3/2019	Dominion Energy Cove Point LNG, LP	ST Cove Point LLC	2011-128-LNG	Long-Term	Japan	LNG Sakura	Cove Point, Maryland	3,715,548	\$ 7.86	[L]
1/5/2019	Dominion Energy Cove Point LNG, LP	GAIL Global (USA) LNG LLC	2011-128-LNG	Long-Term	Spain	Gaselys	Cove Point, Maryland	3,248,073	\$ 8.29	[L]
1/12/2019	Dominion Energy Cove Point LNG, LP	GAIL Global (USA) LNG LLC	2011-128-LNG	Long-Term	United Kingdom	Arwa Spirit	Cove Point, Maryland	3,325,079	\$ 7.34	[L]
1/16/2019	Dominion Energy Cove Point LNG, LP	ST Cove Point LLC	2011-128-LNG	Long-Term	Japan	Golar Glacier	Cove Point, Maryland	3,381,354	\$ 7.86	[L]
1/22/2019	Dominion Energy Cove Point LNG, LP	GAIL Global (USA) LNG LLC	2011-128-LNG	Long-Term	Spain	BW GDF Suez Brussels	Cove Point, Maryland	3,382,552	\$ 7.34	[L]
1/25/2019	Dominion Energy Cove Point LNG, LP	ST Cove Point LLC	2011-128-LNG	Long-Term	Japan	Trinity Arrow	Cove Point, Maryland	3,265,399	\$ 7.86	[L]
2/1/2019	Dominion Energy Cove Point LNG, LP	ST Cove Point LLC	2011-128-LNG	Long-Term	Japan	Maran Gas Alexandria	Cove Point, Maryland	3,427,672	\$ 7.86	[L]
2/4/2019	Dominion Energy Cove Point LNG, LP	GAIL Global (USA) LNG LLC	2011-128-LNG	Long-Term	India	Meridian Spirit	Cove Point, Maryland	3,430,606	\$ 7.33	[L]
2/11/2019	Dominion Energy Cove Point LNG, LP	GAIL Global (USA) LNG LLC	2011-115-LNG	Long-Term	Panama	GDF Suez Point Fortin	Cove Point, Maryland	3,269,357	\$ 6.58	[L]
2/15/2019	Dominion Energy Cove Point LNG, LP	ST Cove Point LLC	2011-128-LNG	Long-Term	Japan	Energy Liberty	Cove Point, Maryland	3,476,120	\$ 7.59	[L]
2/20/2019	Dominion Energy Cove Point LNG, LP	GAIL Global (USA) LNG LLC	2011-115-LNG	Long-Term	Mexico	Methane Jane Elizabeth	Cove Point, Maryland	3,091,001	\$ 6.58	[L]
2/25/2019	Dominion Energy Cove Point LNG, LP	ST Cove Point LLC	2011-128-LNG	Long-Term	Japan	Maran Gas Sparta	Cove Point, Maryland	3,416,524	\$ 7.59	[L]
2/28/2019	Dominion Energy Cove Point LNG, LP	GAIL Global (USA) LNG LLC	2011-128-LNG	Long-Term	Greece	BW GDF Suez Brussels	Cove Point, Maryland	3,393,878	\$ 6.58	[L]
3/8/2019	Dominion Energy Cove Point LNG, LP	ST Cove Point LLC	2011-128-LNG	Long-Term	Japan	LNG Sakura	Cove Point, Maryland	3,746,023	\$ 7.82	[L]
3/13/2019	Dominion Energy Cove Point LNG, LP	GAIL Global (USA) LNG LLC	2011-128-LNG	Long-Term	Netherlands	Maran Gas Troy	Cove Point, Maryland	3,311,269	\$ 6.48	[L]
3/19/2019	Dominion Energy Cove Point LNG, LP	ST Cove Point LLC	2011-128-LNG	Long-Term	Japan	Golar Glacier	Cove Point, Maryland	3,396,770	\$ 7.56	[L]
3/21/2019	Dominion Energy Cove Point LNG, LP	GAIL Global (USA) LNG LLC	2011-128-LNG	Long-Term	Belgium	Meridian Spirit	Cove Point, Maryland	3,390,310	\$ 6.47	[L]
3/28/2019	Dominion Energy Cove Point LNG, LP	ST Cove Point LLC	2011-115-LNG	Long-Term	Panama	Provalys	Cove Point, Maryland	3,191,446	\$ 7.82	[L]
4/1/2019	Dominion Energy Cove Point LNG, LP	GAIL Global (USA) LNG LLC	2011-128-LNG	Long-Term	Brazil	Kinisis	Cove Point, Maryland	233,749	\$ 6.49	[L] [†]
4/1/2019	Dominion Energy Cove Point LNG, LP	GAIL Global (USA) LNG LLC	2011-128-LNG	Long-Term	Netherlands	Kinisis	Cove Point, Maryland	3,153,911	\$ 6.50	[L] [†]
4/7/2019	Dominion Energy Cove Point LNG, LP	ST Cove Point LLC	2011-128-LNG	Long-Term	Japan	Maran Gas Alexandria	Cove Point, Maryland	3,416,319	\$ 7.49	[L]
4/8/2019	Dominion Energy Cove Point LNG, LP	GAIL Global (USA) LNG LLC	2011-128-LNG	Long-Term	France	Maran Gas Troy	Cove Point, Maryland	3,380,759	\$ 6.38	[L]
4/17/2019	Dominion Energy Cove Point LNG, LP	ST Cove Point LLC	2011-128-LNG	Long-Term	Japan	Energy Liberty	Cove Point, Maryland	3,483,836	\$ 7.49	[L]
4/22/2019	Dominion Energy Cove Point LNG, LP	GAIL Global (USA) LNG LLC	2011-128-LNG	Long-Term	Japan	British Mentor	Cove Point, Maryland	3,410,473	\$ 6.34	[L]
4/28/2019	Dominion Energy Cove Point LNG, LP	GAIL Global (USA) LNG LLC	2011-128-LNG	Long-Term	Argentina	Kinisis	Cove Point, Maryland	2,193,709	\$ 6.34	[L] [†]
4/28/2019	Dominion Energy Cove Point LNG, LP	GAIL Global (USA) LNG LLC	2011-128-LNG	Long-Term	Brazil	Kinisis	Cove Point, Maryland	967,576	\$ 6.34	[L] [†]
4/30/2019	Dominion Energy Cove Point LNG, LP	ST Cove Point LLC	2011-128-LNG	Long-Term	Poland	Maran Gas Sparta	Cove Point, Maryland	3,413,695	\$ 7.49	[L]
5/9/2019	Dominion Energy Cove Point LNG, LP	GAIL Global (USA) LNG LLC	2011-128-LNG	Long-Term	Spain	BW Lilac	Cove Point, Maryland	3,359,977	\$ 6.24	[L]
5/13/2019	Dominion Energy Cove Point LNG, LP	ST Cove Point LLC	2011-128-LNG	Long-Term	Japan	LNG Sakura	Cove Point, Maryland	3,745,430	\$ 7.82	[L]
5/18/2019	Dominion Energy Cove Point LNG, LP	GAIL Global (USA) LNG LLC	2011-128-LNG	Long-Term	India	Meridian Spirit	Cove Point, Maryland	3,211,955	\$ 6.18	[L]
5/23/2019	Dominion Energy Cove Point LNG, LP	ST Cove Point LLC	2011-128-LNG	Long-Term	Japan	Golar Glacier	Cove Point, Maryland	3,403,677	\$ 7.44	[L]
5/29/2019	Dominion Energy Cove Point LNG, LP	GAIL Global (USA) LNG LLC	2011-128-LNG	Long-Term	Thailand	Sean Spirit	Cove Point, Maryland	3,401,035	\$ 6.18	[L]
6/2/2019	Dominion Energy Cove Point LNG, LP	ST Cove Point LLC	2011-115-LNG	Long-Term	Panama	GDF Suez Point Fortin	Cove Point, Maryland	3,282,165	\$ 7.82	[L]
6/7/2019	Dominion Energy Cove Point LNG, LP	GAIL Global (USA) LNG LLC	2011-128-LNG	Long-Term	Spain	Maran Gas Troy	Cove Point, Maryland	3,373,688	\$ 6.22	[L]
6/12/2019	Dominion Energy Cove Point LNG, LP	ST Cove Point LLC	2011-128-LNG	Long-Term	Japan	Energy Glory	Cove Point, Maryland	3,474,196	\$ 7.46	[L]
6/18/2019	Dominion Energy Cove Point LNG, LP	GAIL Global (USA) LNG LLC	2011-128-LNG	Long-Term	Argentina	British Listener	Cove Point, Maryland	2,212,510	\$ 6.25	[L] [†]
6/18/2019	Dominion Energy Cove Point LNG, LP	GAIL Global (USA) LNG LLC	2011-128-LNG	Long-Term	Brazil	British Listener	Cove Point, Maryland	1,191,352	\$ 6.25	[L] [†]
6/22/2019	Dominion Energy Cove Point LNG, LP	ST Cove Point LLC	2011-115-LNG	Long-Term	Singapore	Energy Liberty	Cove Point, Maryland	3,434,636	\$ 7.46	[L]
6/29/2019	Dominion Energy Cove Point LNG, LP	GAIL Global (USA) LNG LLC	2011-115-LNG	Long-Term	Mexico	Gaslog Salem	Cove Point, Maryland	3,156,916	\$ 6.25	[L]
7/5/2019	Dominion Energy Cove Point LNG, LP	ST Cove Point LLC	2011-128-LNG	Long-Term	Japan	Maran Gas Sparta	Cove Point, Maryland	3,393,280	\$ 7.46	[L]
7/8/2019	Dominion Energy Cove Point LNG, LP	GAIL Global (USA) LNG LLC	2011-128-LNG	Long-Term	India	Meridian Spirit	Cove Point, Maryland	3,484,660	\$ 7.46	[L]
7/16/2019	Dominion Energy Cove Point LNG, LP	ST Cove Point LLC	2011-128-LNG	Long-Term	Japan	LNG Sakura	Cove Point, Maryland	3,715,303	\$ 7.46	[L]
7/20/2019	Dominion Energy Cove Point LNG, LP	GAIL Global (USA) LNG LLC	2011-128-LNG	Long-Term	Argentina	Maran Gas Alexandria	Cove Point, Maryland	2,014,435	\$ 6.25	[†]
7/20/2019	Dominion Energy Cove Point LNG, LP	GAIL Global (USA) LNG LLC	2011-128-LNG	Long-Term	Brazil	Maran Gas Alexandria	Cove Point, Maryland	1,369,164	\$ 6.25	[†]
7/27/2019	Dominion Energy Cove Point LNG, LP	ST Cove Point LLC	2011-128-LNG	Long-Term	Japan	Energy Innovator	Cove Point, Maryland	3,420,893	\$ 7.46	[L]

[S] Spot – a one-time transaction for near-term delivery of a specific quantity of LNG at a specific location. Prior to 2006, spot cargos could be included in either long-term or short-term authorized types.

[\*] Split cargo – a single shipment of LNG where portions of the cargo have different transactional characteristics. For instance, a single cargo can have more than one buyer, supplier, price, unloading port, loading port, or DOE authorization.

[C] Commissioning cargo – pre-commercial cargo loaded while export facility operations are still undergoing final testing and inspection. Commissioning cargos may occur multiple times for the same facility as individual LNG trains enter service.

[L] Liquefaction fees – liquefaction fees have been included in the cargo prices for all months. See Table 1(f) for a summary price per export facility per month.

Countries of destination are current as of publication date. Any updates to countries of destination reported will be published in the next scheduled *LNG Monthly*.

## VESSEL-BORNE EXPORTS OF DOMESTICALLY-PRODUCED LIQUEFIED NATURAL GAS (LNG)

Table 2a(ii)

Date of Departure	Name of Exporter	Supplier	Docket Number	Docket Term	Country of Destination	Name of Tanker	Departure Terminal	Volume (Mcf of Natural Gas)	Price at Export Point \$/MMBtu	Notes
7/29/2019	Dominion Energy Cove Point LNG, LP	GAIL Global (USA) LNG LLC	2011-115-LNG	Long-Term	Mexico	Methane Becki Anne	Cove Point, Maryland	3,402,167		
8/5/2019	Dominion Energy Cove Point LNG, LP	ST Cove Point LLC	2011-128-LNG	Long-Term	Japan	Wilpride	Cove Point, Maryland	3,287,558		
8/9/2019	Dominion Energy Cove Point LNG, LP	GAIL Global (USA) LNG LLC	2011-115-LNG	Long-Term	Chile	Pan Asia	Cove Point, Maryland	3,102,399		
8/17/2019	Dominion Energy Cove Point LNG, LP	GAIL Global (USA) LNG LLC	2011-115-LNG	Long-Term	Chile	SCF Mitre	Cove Point, Maryland	3,194,334		
8/20/2019	Dominion Energy Cove Point LNG, LP	ST Cove Point LLC	2011-128-LNG	Long-Term	Japan	Energy Glory	Cove Point, Maryland	3,452,848		
8/28/2019	Dominion Energy Cove Point LNG, LP	GAIL Global (USA) LNG LLC	2011-128-LNG	Long-Term	Brazil	Cool Runner	Cove Point, Maryland	3,356,783		
8/31/2019	Dominion Energy Cove Point LNG, LP	ST Cove Point LLC	2011-128-LNG	Long-Term	Japan	Energy Liberty	Cove Point, Maryland	3,480,252		
9/9/2019	Dominion Energy Cove Point LNG, LP	GAIL Global (USA) LNG LLC	2011-128-LNG	Long-Term	Pakistan	Gaslog Saratoga	Cove Point, Maryland	3,250,556		
9/12/2019	Dominion Energy Cove Point LNG, LP	ST Cove Point LLC	2011-128-LNG	Long-Term	Spain	LNG Sakura	Cove Point, Maryland	3,714,902		
9/16/2019	Dominion Energy Cove Point LNG, LP	GAIL Global (USA) LNG LLC	2011-128-LNG	Long-Term	Belgium	Golar Tundra	Cove Point, Maryland	3,403,626		
9/19/2019	Dominion Energy Cove Point LNG, LP	ST Cove Point LLC	2011-128-LNG	Long-Term	India	Maran Gas Sparta	Cove Point, Maryland	3,387,327		
10/22/2019	Dominion Energy Cove Point LNG, LP	GAIL Global (USA) LNG LLC	2011-128-LNG	Long-Term	United Kingdom	Meridian Spirit	Cove Point, Maryland	3,481,148		
10/26/2019	Dominion Energy Cove Point LNG, LP	ST Cove Point LLC	2011-128-LNG	Long-Term	Japan	Energy Innovator	Cove Point, Maryland	3,463,790		
11/3/2019	Dominion Energy Cove Point LNG, LP	GAIL Global (USA) LNG LLC	2011-128-LNG	Long-Term	United Kingdom	BW Lilac	Cove Point, Maryland	3,265,410		
11/5/2019	Dominion Energy Cove Point LNG, LP	ST Cove Point LLC	2011-128-LNG	Long-Term	Japan	Point Fortin	Cove Point, Maryland	3,239,535		
11/12/2019	Dominion Energy Cove Point LNG, LP	GAIL Global (USA) LNG LLC	2011-128-LNG	Long-Term	France	Meridian Spirit	Cove Point, Maryland	3,258,942		
11/16/2019	Dominion Energy Cove Point LNG, LP	ST Cove Point LLC	2011-128-LNG	Long-Term	France	Energy Liberty	Cove Point, Maryland	3,468,196		
11/20/2019	Dominion Energy Cove Point LNG, LP	GAIL Global (USA) LNG LLC	2011-128-LNG	Long-Term	United Kingdom	Gaslog Savannah	Cove Point, Maryland	3,284,455		
11/24/2019	Dominion Energy Cove Point LNG, LP	ST Cove Point LLC	2011-128-LNG	Long-Term	Japan	LNG Sakura	Cove Point, Maryland	3,735,537		
11/28/2019	Dominion Energy Cove Point LNG, LP	GAIL Global (USA) LNG LLC	2011-128-LNG	Long-Term	Italy	BW Lilac	Cove Point, Maryland	3,203,826		
12/6/2019	Dominion Energy Cove Point LNG, LP	ST Cove Point LLC	2011-128-LNG	Long-Term	United Kingdom	Energy Glory	Cove Point, Maryland	3,442,901		
12/11/2019	Dominion Energy Cove Point LNG, LP	GAIL Global (USA) LNG LLC	2011-115-LNG	Long-Term	Chile	SK Resolute	Cove Point, Maryland	3,211,763		
12/11/2019	Dominion Energy Cove Point LNG, LP	Shell NA LNG LLC	2016-205-LNG	Short-Term	Chile	SK Resolute	Cove Point, Maryland	424,186		[S]
12/16/2019	Dominion Energy Cove Point LNG, LP	ST Cove Point LLC	2011-128-LNG	Long-Term	Japan	Energy Universe	Cove Point, Maryland	3,448,418		
12/20/2019	Dominion Energy Cove Point LNG, LP	GAIL Global (USA) LNG LLC	2011-128-LNG	Long-Term	India	Meridian Spirit	Cove Point, Maryland	3,392,887		
12/25/2019	Dominion Energy Cove Point LNG, LP	ST Cove Point LLC	2011-128-LNG	Long-Term	Japan	Energy Innovator	Cove Point, Maryland	3,489,707		
12/29/2019	Dominion Energy Cove Point LNG, LP	GAIL Global (USA) LNG LLC	2011-128-LNG	Long-Term	Poland	BW Pavilion Leeara	Cove Point, Maryland	3,329,156		
<b>TOTAL Exports of LNG from Cove Point</b>								<b>227,330,889</b>		

[S] Spot – a one-time transaction for near-term delivery of a specific quantity of LNG at a specific location. Prior to 2006, spot cargos could be included in either long-term or short-term authorized types.

[\*] Split cargo – a single shipment of LNG where portions of the cargo have different transactional characteristics. For instance, a single cargo can have more than one buyer, supplier, price, unloading port, loading port, or DOE authorization.

[C] Commissioning cargo – pre-commercial cargo loaded while export facility operations are still undergoing final testing and inspection. Commissioning cargos may occur multiple times for the same facility as individual LNG trains enter service.

[L] Liquefaction fees – liquefaction fees have been included in the cargo prices for all months. See Table 1(f) for a summary price per export facility per month.

Countries of destination are current as of publication date. Any updates to countries of destination reported will be published in the next scheduled *LNG Monthly*.

## VESSEL-BORNE EXPORTS OF DOMESTICALLY-PRODUCED LIQUEFIED NATURAL GAS (LNG)

Table 2a(iii)

Date of Departure	Name of Exporter	Supplier	Docket Number	Docket Term	Country of Destination	Name of Tanker	Departure Terminal	Volume (Mcf of Natural Gas)	Price at Export Point \$/MMBtu	Notes
1/5/2019	Cheniere Marketing, LLC and Corpus Christi Liquefaction, LLC	Corpus Christi Liquefaction, LLC	2018-137-LNG	Short-Term	Italy	BW Paris	Corpus Christi, Texas	3,480,871	\$ 6.58	[C] [S]
1/11/2019	Cheniere Marketing, LLC and Corpus Christi Liquefaction, LLC	Corpus Christi Liquefaction, LLC	2018-137-LNG	Short-Term	Italy	Clean Ocean	Corpus Christi, Texas	3,435,862	\$ 4.26	[C] [S]
1/17/2019	Cheniere Marketing, LLC and Corpus Christi Liquefaction, LLC	Corpus Christi Liquefaction, LLC	2018-137-LNG	Short-Term	India	LNG Schneeweisschen	Corpus Christi, Texas	3,842,506	\$ 5.66	[C] [S]
2/26/2019	Cheniere Marketing, LLC and Corpus Christi Liquefaction, LLC	Corpus Christi Liquefaction, LLC	2018-137-LNG	Short-Term	Portugal	Stena Clear Sky	Corpus Christi, Texas	3,719,789	\$ 3.82	[C] [S]
3/3/2019	Cheniere Marketing, LLC and Corpus Christi Liquefaction, LLC	Corpus Christi Liquefaction, LLC	2018-137-LNG	Short-Term	Netherlands	Maran Gas Mystras	Corpus Christi, Texas	3,425,318	\$ 5.33	[C] [S]
3/9/2019	Cheniere Marketing, LLC and Corpus Christi Liquefaction, LLC	Corpus Christi Liquefaction, LLC	2018-137-LNG	Short-Term	France	Marvel Eagle	Corpus Christi, Texas	3,343,247	\$ 4.54	[C]
3/13/2019	Cheniere Marketing, LLC and Corpus Christi Liquefaction, LLC	Corpus Christi Liquefaction, LLC	2018-137-LNG	Short-Term	France	Marvel Falcon	Corpus Christi, Texas	3,462,113	\$ 4.29	[C]
3/18/2019	Cheniere Marketing, LLC and Corpus Christi Liquefaction, LLC	Corpus Christi Liquefaction, LLC	2018-137-LNG	Short-Term	Jamaica	Cadiz Knutsen	Corpus Christi, Texas	2,320,490	\$ 6.28	[C]
3/24/2019	Cheniere Marketing, LLC and Corpus Christi Liquefaction, LLC	Corpus Christi Liquefaction, LLC	2018-137-LNG	Short-Term	Netherlands	Marvel Hawk	Corpus Christi, Texas	3,714,940	\$ 3.66	[C]
3/29/2019	Cheniere Marketing, LLC and Corpus Christi Liquefaction, LLC	Corpus Christi Liquefaction, LLC	2018-137-LNG	Short-Term	India	LNG Schneeweisschen	Corpus Christi, Texas	3,812,326	\$ 3.78	[C]
4/2/2019	Cheniere Marketing, LLC and Corpus Christi Liquefaction, LLC	Corpus Christi Liquefaction, LLC	2018-137-LNG	Short-Term	Netherlands	Gaslog Sydney	Corpus Christi, Texas	3,199,019	\$ 3.67	[S]
4/5/2019	Cheniere Marketing, LLC and Corpus Christi Liquefaction, LLC	Corpus Christi Liquefaction, LLC	2018-137-LNG	Short-Term	Netherlands	Cadiz Knutsen	Corpus Christi, Texas	2,955,076	\$ 4.06	[S]
4/12/2019	Cheniere Marketing, LLC and Corpus Christi Liquefaction, LLC	Corpus Christi Liquefaction, LLC	2018-137-LNG	Short-Term	France	Marvel Eagle	Corpus Christi, Texas	3,311,703	\$ 3.62	[S]
4/15/2019	Cheniere Marketing, LLC and Corpus Christi Liquefaction, LLC	Corpus Christi Liquefaction, LLC	2018-137-LNG	Short-Term	Netherlands	Maria Energy	Corpus Christi, Texas	3,702,261	\$ 4.65	[S]
4/21/2019	Cheniere Marketing, LLC and Corpus Christi Liquefaction, LLC	Corpus Christi Liquefaction, LLC	2018-137-LNG	Short-Term	Japan	Oak Spirit	Corpus Christi, Texas	3,699,644	\$ 3.62	[S]
4/30/2019	Cheniere Marketing, LLC and Corpus Christi Liquefaction, LLC	Corpus Christi Liquefaction, LLC	2018-137-LNG	Short-Term	Argentina	Fuji LNG	Corpus Christi, Texas	2,175,657	\$ 4.26	[S]
5/8/2019	Cheniere Marketing, LLC and Corpus Christi Liquefaction, LLC	Corpus Christi Liquefaction, LLC	2018-137-LNG	Short-Term	Italy	Gaslog Sydney	Corpus Christi, Texas	3,306,419	\$ 4.13	
5/12/2019	Cheniere Marketing, LLC and Corpus Christi Liquefaction, LLC	Corpus Christi Liquefaction, LLC	2018-137-LNG	Short-Term	Greece	Marvel Falcon	Corpus Christi, Texas	3,496,973	\$ 3.82	
5/15/2019	Cheniere Marketing, LLC and Corpus Christi Liquefaction, LLC	Corpus Christi Liquefaction, LLC	2018-137-LNG	Short-Term	Argentina	Cadiz Knutsen	Corpus Christi, Texas	2,080,222	\$ 4.51	
5/20/2019	Cheniere Marketing, LLC and Corpus Christi Liquefaction, LLC	Corpus Christi Liquefaction, LLC	2018-137-LNG	Short-Term	Argentina	Excalibur	Corpus Christi, Texas	2,141,827	\$ 4.31	[*]
5/20/2019	Cheniere Marketing, LLC and Corpus Christi Liquefaction, LLC	Corpus Christi Liquefaction, LLC	2018-137-LNG	Short-Term	Spain	Excalibur	Corpus Christi, Texas	774,376	\$ 4.31	[*]
5/23/2019	Cheniere Marketing, LLC and Corpus Christi Liquefaction, LLC	Corpus Christi Liquefaction, LLC	2018-137-LNG	Short-Term	Argentina	Maran Gas Mystras	Corpus Christi, Texas	2,200,279	\$ 4.28	
5/28/2019	Cheniere Marketing, LLC and Corpus Christi Liquefaction, LLC	Corpus Christi Liquefaction, LLC	2018-137-LNG	Short-Term	Netherlands	Maran Gas Posidonia	Corpus Christi, Texas	3,465,156	\$ 3.45	
6/8/2019	Cheniere Marketing, LLC and Corpus Christi Liquefaction, LLC	Corpus Christi Liquefaction, LLC	2012-97-LNG	Long-Term	Spain	Flex Ranger	Corpus Christi, Texas	3,290,556	\$ 3.03	
6/10/2019	Cheniere Marketing, LLC and Corpus Christi Liquefaction, LLC	Corpus Christi Liquefaction, LLC	2012-97-LNG	Long-Term	Argentina	Maran Gas Alexandria	Corpus Christi, Texas	2,239,438	\$ 3.71	

[S] Spot – a one-time transaction for near-term delivery of a specific quantity of LNG at a specific location. Prior to 2006, spot cargos could be included in either long-term or short-term authorized types.

[\*] Split cargo – a single shipment of LNG where portions of the cargo have different transactional characteristics. For instance, a single cargo can have more than one buyer, supplier, price, unloading port, loading port, or DOE authorization.

[C] Commissioning cargo – pre-commercial cargo loaded while export facility operations are still undergoing final testing and inspection. Commissioning cargos may occur multiple times for the same facility as individual LNG trains enter service.

[L] Liquefaction fees – liquefaction fees have been included in the cargo's price. Beginning with data for July 2019, all cargo prices include liquefaction fees, which include the full contract sales price under the relevant FOB LNG sale and purchase agreements. See Table 1(f) for a summary price per export facility per month.

Countries of destination are current as of publication date. Any updates to countries of destination reported will be published in the next scheduled *LNG Monthly*.

## VESSEL-BORNE EXPORTS OF DOMESTICALLY-PRODUCED LIQUEFIED NATURAL GAS (LNG)

Table 2a(iii)

Date of Departure	Name of Exporter	Supplier	Docket Number	Docket Term	Country of Destination	Name of Tanker	Departure Terminal	Volume (Mcf of Natural Gas)	Price at Export Point \$/MMBtu	Notes
6/14/2019	Cheniere Marketing, LLC and Corpus Christi Liquefaction, LLC	Corpus Christi Liquefaction, LLC	2012-97-LNG	Long-Term	Argentina	Cool Runner	Corpus Christi, Texas	2,178,218	\$ 3.03	[*]
6/14/2019	Cheniere Marketing, LLC and Corpus Christi Liquefaction, LLC	Corpus Christi Liquefaction, LLC	2012-97-LNG	Long-Term	Brazil	Cool Runner	Corpus Christi, Texas	1,208,094	\$ 3.03	[*]
6/18/2019	Cheniere Marketing, LLC and Corpus Christi Liquefaction, LLC	Corpus Christi Liquefaction, LLC	2012-99-LNG	Long-Term	South Korea	Corcovado LNG	Corpus Christi, Texas	3,381,176	\$ 3.53	
6/23/2019	Cheniere Marketing, LLC and Corpus Christi Liquefaction, LLC	Corpus Christi Liquefaction, LLC	2012-97-LNG	Long-Term	Netherlands	Gaslog Saratoga	Corpus Christi, Texas	3,310,456	\$ 3.03	
6/27/2019	Cheniere Marketing, LLC and Corpus Christi Liquefaction, LLC	Corpus Christi Liquefaction, LLC	2012-97-LNG	Long-Term	Argentina	Cadiz Knutsen	Corpus Christi, Texas	2,030,759	\$ 3.70	
6/29/2019	Cheniere Marketing, LLC and Corpus Christi Liquefaction, LLC	Corpus Christi Liquefaction, LLC	2018-137-LNG	Short-Term	Brazil	Energy Atlantic	Corpus Christi, Texas	3,403,590	\$ 3.04	[C]
7/1/2019	Cheniere Marketing, LLC and Corpus Christi Liquefaction, LLC	Corpus Christi Liquefaction, LLC	2012-99-LNG	Long-Term	Jordan	Maran Gas Spetse	Corpus Christi, Texas	3,448,559		
7/3/2019	Cheniere Marketing, LLC and Corpus Christi Liquefaction, LLC	CMI	2012-97-LNG	Long-Term	Argentina	Maran Gas Posidonia	Corpus Christi, Texas	2,221,385		
7/9/2019	Cheniere Marketing, LLC and Corpus Christi Liquefaction, LLC	CMI	2012-97-LNG	Long-Term	Portugal	Flex Ranger	Corpus Christi, Texas	3,663,724		
7/12/2019	Cheniere Marketing, LLC and Corpus Christi Liquefaction, LLC	Corpus Christi Liquefaction, LLC	2018-137-LNG	Short-Term	Mexico	Maria Energy	Corpus Christi, Texas	3,472,542		
7/15/2019	Cheniere Marketing, LLC and Corpus Christi Liquefaction, LLC	CMI	2012-97-LNG	Long-Term	Italy	Marvel Eagle	Corpus Christi, Texas	3,274,238		
7/17/2019	Cheniere Marketing, LLC and Corpus Christi Liquefaction, LLC	CMI	2012-97-LNG	Long-Term	Italy	Maran Gas Apollonia	Corpus Christi, Texas	3,439,584		
7/20/2019	Cheniere Marketing, LLC and Corpus Christi Liquefaction, LLC	Corpus Christi Liquefaction, LLC	2018-137-LNG	Short-Term	South Korea	Marvel Falcon	Corpus Christi, Texas	3,677,859		
7/25/2019	Cheniere Marketing, LLC and Corpus Christi Liquefaction, LLC	Corpus Christi Liquefaction, LLC	2012-99-LNG	Long-Term	Chile	Clean Ocean	Corpus Christi, Texas	3,445,037		
7/27/2019	Cheniere Marketing, LLC and Corpus Christi Liquefaction, LLC	CMI	2012-97-LNG	Long-Term	Pakistan	British Listener	Corpus Christi, Texas	3,656,373		
7/29/2019	Cheniere Marketing, LLC and Corpus Christi Liquefaction, LLC	Corpus Christi Liquefaction, LLC	2018-137-LNG	Short-Term	Netherlands	Energy Atlantic	Corpus Christi, Texas	3,386,430		[C]
8/4/2019	Cheniere Marketing, LLC and Corpus Christi Liquefaction, LLC	Corpus Christi Liquefaction, LLC	2012-99-LNG	Long-Term	South Korea	BW Lilac	Corpus Christi, Texas	3,410,496		
8/8/2019	Cheniere Marketing, LLC and Corpus Christi Liquefaction, LLC	Corpus Christi Liquefaction, LLC	2012-97-LNG	Long-Term	Spain	Maran Gas Delphi	Corpus Christi, Texas	3,189,045		
8/13/2019	Cheniere Marketing, LLC and Corpus Christi Liquefaction, LLC	Corpus Christi Liquefaction, LLC	2018-137-LNG	Short-Term	Mexico	Kinisis	Corpus Christi, Texas	3,454,975		
8/15/2019	Cheniere Marketing, LLC and Corpus Christi Liquefaction, LLC	Corpus Christi Liquefaction, LLC	2012-97-LNG	Long-Term	Portugal	Flex Ranger	Corpus Christi, Texas	3,679,105		
8/19/2019	Cheniere Marketing, LLC and Corpus Christi Liquefaction, LLC	Corpus Christi Liquefaction, LLC	2012-97-LNG	Long-Term	Netherlands	Marvel Eagle	Corpus Christi, Texas	3,302,048		
8/23/2019	Cheniere Marketing, LLC and Corpus Christi Liquefaction, LLC	Corpus Christi Liquefaction, LLC	2018-137-LNG	Short-Term	Brazil	Maran Gas Mystras	Corpus Christi, Texas	3,410,673		
8/26/2019	Cheniere Marketing, LLC and Corpus Christi Liquefaction, LLC	Corpus Christi Liquefaction, LLC	2012-99-LNG	Long-Term	South Korea	British Sponsor	Corpus Christi, Texas	3,608,408		
8/29/2019	Cheniere Marketing, LLC and Corpus Christi Liquefaction, LLC	Corpus Christi Liquefaction, LLC	2012-97-LNG	Long-Term	Portugal	Marib Spirit	Corpus Christi, Texas	2,371,636		[*]
8/29/2019	Cheniere Marketing, LLC and Corpus Christi Liquefaction, LLC	Corpus Christi Liquefaction, LLC	2012-97-LNG	Long-Term	Spain	Marib Spirit	Corpus Christi, Texas	1,126,533		[*]

[S] Spot – a one-time transaction for near-term delivery of a specific quantity of LNG at a specific location. Prior to 2006, spot cargos could be included in either long-term or short-term authorized types.

[\*] Split cargo – a single shipment of LNG where portions of the cargo have different transactional characteristics. For instance, a single cargo can have more than one buyer, supplier, price, unloading port, loading port, or DOE authorization.

[C] Commissioning cargo – pre-commercial cargo loaded while export facility operations are still undergoing final testing and inspection. Commissioning cargos may occur multiple times for the same facility as individual LNG trains enter service.

[L] Liquefaction fees – liquefaction fees have been included in the cargo's price. Beginning with data for July 2019, all cargo prices include liquefaction fees, which include the full contract sales price under the relevant FOB LNG sale and purchase agreements. See Table 1(f) for a summary price per export facility per month.

Countries of destination are current as of publication date. Any updates to countries of destination reported will be published in the next scheduled *LNG Monthly*.

## VESSEL-BORNE EXPORTS OF DOMESTICALLY-PRODUCED LIQUEFIED NATURAL GAS (LNG)

Table 2a(iii)

Date of Departure	Name of Exporter	Supplier	Docket Number	Docket Term	Country of Destination	Name of Tanker	Departure Terminal	Volume (Mcf of Natural Gas)	Price at Export Point \$/MMBtu	Notes
8/31/2019	Cheniere Marketing, LLC and Corpus Christi Liquefaction, LLC	Corpus Christi Liquefaction, LLC	2012-97-LNG	Long-Term	Spain	BW Pavilion Leeara	Corpus Christi, Texas	1,947,029		[*]
8/31/2019	Cheniere Marketing, LLC and Corpus Christi Liquefaction, LLC	Corpus Christi Liquefaction, LLC	2012-97-LNG	Long-Term	United Kingdom	BW Pavilion Leeara	Corpus Christi, Texas	1,334,590		[*]
9/3/2019	Cheniere Marketing, LLC and Corpus Christi Liquefaction, LLC	Corpus Christi Liquefaction, LLC	2012-97-LNG	Long-Term	Japan	Energy Atlantic	Corpus Christi, Texas	3,394,544		
9/7/2019	Cheniere Marketing, LLC and Corpus Christi Liquefaction, LLC	Corpus Christi Liquefaction, LLC	2012-99-LNG	Long-Term	Dominican Republic	Kinisis	Corpus Christi, Texas	2,856,615		
9/10/2019	Cheniere Marketing, LLC and Corpus Christi Liquefaction, LLC	Corpus Christi Liquefaction, LLC	2012-97-LNG	Long-Term	Spain	Adriano Knutsen	Corpus Christi, Texas	3,712,066		
9/11/2019	Cheniere Marketing, LLC and Corpus Christi Liquefaction, LLC	Corpus Christi Liquefaction, LLC	2012-99-LNG	Long-Term	Mexico	Cool Explorer	Corpus Christi, Texas	3,362,128		
9/14/2019	Cheniere Marketing, LLC and Corpus Christi Liquefaction, LLC	Corpus Christi Liquefaction, LLC	2012-97-LNG	Long-Term	Spain	Gaslog Santiago	Corpus Christi, Texas	3,296,658		
9/16/2019	Cheniere Marketing, LLC and Corpus Christi Liquefaction, LLC	Corpus Christi Liquefaction, LLC	2012-99-LNG	Long-Term	South Korea	Maran Gas Alexandria	Corpus Christi, Texas	3,436,781		
9/19/2019	Cheniere Marketing, LLC and Corpus Christi Liquefaction, LLC	Corpus Christi Liquefaction, LLC	2012-97-LNG	Long-Term	Spain	Flex Ranger	Corpus Christi, Texas	3,688,767		
9/20/2019	Cheniere Marketing, LLC and Corpus Christi Liquefaction, LLC	Corpus Christi Liquefaction, LLC	2012-97-LNG	Long-Term	Netherlands	Clean Ocean	Corpus Christi, Texas	3,431,133		
9/24/2019	Cheniere Marketing, LLC and Corpus Christi Liquefaction, LLC	Corpus Christi Liquefaction, LLC	2012-97-LNG	Long-Term	Japan	Oak Spirit	Corpus Christi, Texas	3,663,462		
9/27/2019	Cheniere Marketing, LLC and Corpus Christi Liquefaction, LLC	Corpus Christi Liquefaction, LLC	2012-99-LNG	Long-Term	Mexico	Gaslog Warsaw	Corpus Christi, Texas	3,829,812		
10/1/2019	Cheniere Marketing, LLC and Corpus Christi Liquefaction, LLC	Corpus Christi Liquefaction, LLC	2012-97-LNG	Long-Term	Japan	Maran Gas Mystras	Corpus Christi, Texas	3,398,863		
10/2/2019	Cheniere Marketing, LLC and Corpus Christi Liquefaction, LLC	Corpus Christi Liquefaction, LLC	2012-99-LNG	Long-Term	Mexico	Velikiy Novgorod	Corpus Christi, Texas	3,266,223		
10/4/2019	Cheniere Marketing, LLC and Corpus Christi Liquefaction, LLC	Corpus Christi Liquefaction, LLC	2012-99-LNG	Long-Term	South Korea	Creole Spirit	Corpus Christi, Texas	3,619,992		
10/7/2019	Cheniere Marketing, LLC and Corpus Christi Liquefaction, LLC	Corpus Christi Liquefaction, LLC	2012-97-LNG	Long-Term	United Kingdom	BW Lilac	Corpus Christi, Texas	3,605,894		
10/9/2019	Cheniere Marketing, LLC and Corpus Christi Liquefaction, LLC	Corpus Christi Liquefaction, LLC	2012-97-LNG	Long-Term	Spain	Adriano Knutsen	Corpus Christi, Texas	3,691,069		
10/12/2019	Cheniere Marketing, LLC and Corpus Christi Liquefaction, LLC	Corpus Christi Liquefaction, LLC	2012-97-LNG	Long-Term	Turkey	Arwa Spirit	Corpus Christi, Texas	3,527,878		
10/15/2019	Cheniere Marketing, LLC and Corpus Christi Liquefaction, LLC	Corpus Christi Liquefaction, LLC	2012-97-LNG	Long-Term	Netherlands	BW Pavilion Leeara	Corpus Christi, Texas	3,456,192		
10/19/2019	Cheniere Marketing, LLC and Corpus Christi Liquefaction, LLC	Corpus Christi Liquefaction, LLC	2012-97-LNG	Long-Term	Spain	Gaslog Warsaw	Corpus Christi, Texas	3,642,169		
10/21/2019	Cheniere Marketing, LLC and Corpus Christi Liquefaction, LLC	Corpus Christi Liquefaction, LLC	2012-99-LNG	Long-Term	South Korea	Marvel Kite	Corpus Christi, Texas	3,724,404		
10/24/2019	Cheniere Marketing, LLC and Corpus Christi Liquefaction, LLC	Corpus Christi Liquefaction, LLC	2012-97-LNG	Long-Term	Japan	Kinisis	Corpus Christi, Texas	3,646,571		
10/27/2019	Cheniere Marketing, LLC and Corpus Christi Liquefaction, LLC	Corpus Christi Liquefaction, LLC	2012-97-LNG	Long-Term	United Kingdom	Seri Balqis	Corpus Christi, Texas	3,333,287		
10/30/2019	Cheniere Marketing, LLC and Corpus Christi Liquefaction, LLC	Corpus Christi Liquefaction, LLC	2012-97-LNG	Long-Term	France	Cool Runner	Corpus Christi, Texas	3,395,395		
11/1/2019	Cheniere Marketing, LLC and Corpus Christi Liquefaction, LLC	Corpus Christi Liquefaction, LLC	2012-97-LNG	Long-Term	Spain	BW Paris	Corpus Christi, Texas	3,338,669		

[S] Spot – a one-time transaction for near-term delivery of a specific quantity of LNG at a specific location. Prior to 2006, spot cargos could be included in either long-term or short-term authorized types.

[\*] Split cargo – a single shipment of LNG where portions of the cargo have different transactional characteristics. For instance, a single cargo can have more than one buyer, supplier, price, unloading port, loading port, or DOE authorization.

[C] Commissioning cargo – pre-commercial cargo loaded while export facility operations are still undergoing final testing and inspection. Commissioning cargos may occur multiple times for the same facility as individual LNG trains enter service.

[L] Liquefaction fees – liquefaction fees have been included in the cargo's price. Beginning with data for July 2019, all cargo prices include liquefaction fees, which include the full contract sales price under the relevant FOB LNG sale and purchase agreements. See Table 1(f) for a summary price per export facility per month.

Countries of destination are current as of publication date. Any updates to countries of destination reported will be published in the next scheduled *LNG Monthly*.

## VESSEL-BORNE EXPORTS OF DOMESTICALLY-PRODUCED LIQUEFIED NATURAL GAS (LNG)

Table 2a(iii)

Date of Departure	Name of Exporter	Supplier	Docket Number	Docket Term	Country of Destination	Name of Tanker	Departure Terminal	Volume (Mcf of Natural Gas)	Price at Export Point \$/MMBtu	Notes
11/4/2019	Cheniere Marketing, LLC and Corpus Christi Liquefaction, LLC	Corpus Christi Liquefaction, LLC	2012-97-LNG	Long-Term	Spain	Solaris	Corpus Christi, Texas	3,301,481		
11/10/2019	Cheniere Marketing, LLC and Corpus Christi Liquefaction, LLC	Corpus Christi Liquefaction, LLC	2012-99-LNG	Long-Term	South Korea	Adriano Knutsen	Corpus Christi, Texas	3,698,551		
11/13/2019	Cheniere Marketing, LLC and Corpus Christi Liquefaction, LLC	Corpus Christi Liquefaction, LLC	2012-97-LNG	Long-Term	United Kingdom	Marvel Eagle	Corpus Christi, Texas	3,326,583		
11/15/2019	Cheniere Marketing, LLC and Corpus Christi Liquefaction, LLC	Corpus Christi Liquefaction, LLC	2012-97-LNG	Long-Term	Brazil	Magellan Spirit	Corpus Christi, Texas	3,279,126		
11/17/2019	Cheniere Marketing, LLC and Corpus Christi Liquefaction, LLC	Corpus Christi Liquefaction, LLC	2012-97-LNG	Long-Term	France	Gaslog Warsaw	Corpus Christi, Texas	3,470,696		
11/19/2019	Cheniere Marketing, LLC and Corpus Christi Liquefaction, LLC	Corpus Christi Liquefaction, LLC	2012-99-LNG	Long-Term	South Korea	Clean Ocean	Corpus Christi, Texas	3,430,997		
11/22/2019	Cheniere Marketing, LLC and Corpus Christi Liquefaction, LLC	Corpus Christi Liquefaction, LLC	2012-97-LNG	Long-Term	Spain	BW Pavilion Leeara	Corpus Christi, Texas	3,442,482		
11/24/2019	Cheniere Marketing, LLC and Corpus Christi Liquefaction, LLC	Corpus Christi Liquefaction, LLC	2012-97-LNG	Long-Term	United Kingdom	Arwa Spirit	Corpus Christi, Texas	3,374,232		
11/26/2019	Cheniere Marketing, LLC and Corpus Christi Liquefaction, LLC	Corpus Christi Liquefaction, LLC	2012-97-LNG	Long-Term	United Kingdom	Gaslog Sydney	Corpus Christi, Texas	3,285,606		
11/30/2019	Cheniere Marketing, LLC and Corpus Christi Liquefaction, LLC	Corpus Christi Liquefaction, LLC	2012-97-LNG	Long-Term	France	Maran Gas Mystras	Corpus Christi, Texas	3,400,972		
12/2/2019	Cheniere Marketing, LLC and Corpus Christi Liquefaction, LLC	Corpus Christi Liquefaction, LLC	2012-99-LNG	Long-Term	South Korea	Marib Spirit	Corpus Christi, Texas	3,527,758		
12/5/2019	Cheniere Marketing, LLC and Corpus Christi Liquefaction, LLC	Corpus Christi Liquefaction, LLC	2012-97-LNG	Long-Term	Netherlands	Maran Gas Alexandria	Corpus Christi, Texas	3,424,856		
12/7/2019	Cheniere Marketing, LLC and Corpus Christi Liquefaction, LLC	Corpus Christi Liquefaction, LLC	2012-97-LNG	Long-Term	Spain	Velikiy Novgorod	Corpus Christi, Texas	3,634,559		
12/10/2019	Cheniere Marketing, LLC and Corpus Christi Liquefaction, LLC	Corpus Christi Liquefaction, LLC	2012-97-LNG	Long-Term	Lithuania	Maran Gas Apollonia	Corpus Christi, Texas	3,454,943		
12/15/2019	Cheniere Marketing, LLC and Corpus Christi Liquefaction, LLC	Corpus Christi Liquefaction, LLC	2012-97-LNG	Long-Term	Taiwan	La Mancha Knutsen	Corpus Christi, Texas	3,658,050		
12/16/2019	Cheniere Marketing, LLC and Corpus Christi Liquefaction, LLC	Corpus Christi Liquefaction, LLC	2012-99-LNG	Long-Term	Mexico	Yari LNG	Corpus Christi, Texas	3,401,726		
12/18/2019	Cheniere Marketing, LLC and Corpus Christi Liquefaction, LLC	Corpus Christi Liquefaction, LLC	2012-97-LNG	Long-Term	France	Maran Gas Posidonia	Corpus Christi, Texas	3,354,955		
12/20/2019	Cheniere Marketing, LLC and Corpus Christi Liquefaction, LLC	Corpus Christi Liquefaction, LLC	2012-99-LNG	Long-Term	South Korea	British Partner	Corpus Christi, Texas	3,574,057		
12/23/2019	Cheniere Marketing, LLC and Corpus Christi Liquefaction, LLC	Corpus Christi Liquefaction, LLC	2012-97-LNG	Long-Term	France	Maran Gas Troy	Corpus Christi, Texas	3,284,128		
12/26/2019	Cheniere Marketing, LLC and Corpus Christi Liquefaction, LLC	Corpus Christi Liquefaction, LLC	2012-97-LNG	Long-Term	United Kingdom	Marvel Heron	Corpus Christi, Texas	3,669,658		
12/28/2019	Cheniere Marketing, LLC and Corpus Christi Liquefaction, LLC	Corpus Christi Liquefaction, LLC	2012-97-LNG	Long-Term	United Kingdom	BW Lilac	Corpus Christi, Texas	3,183,638		
12/31/2019	Cheniere Marketing, LLC and Corpus Christi Liquefaction, LLC	Corpus Christi Liquefaction, LLC	2012-97-LNG	Long-Term	Singapore	Megara	Corpus Christi, Texas	3,374,743		
<b>TOTAL Exports of LNG from Corpus Christi</b>								<b>312,500,999</b>		

[S] Spot – a one-time transaction for near-term delivery of a specific quantity of LNG at a specific location. Prior to 2006, spot cargos could be included in either long-term or short-term authorized types.

[\*] Split cargo – a single shipment of LNG where portions of the cargo have different transactional characteristics. For instance, a single cargo can have more than one buyer, supplier, price, unloading port, loading port, or DOE authorization.

[C] Commissioning cargo – pre-commercial cargo loaded while export facility operations are still undergoing final testing and inspection. Commissioning cargos may occur multiple times for the same facility as individual LNG trains enter service.

[L] Liquefaction fees – liquefaction fees have been included in the cargo's price. Beginning with data for July 2019, all cargo prices include liquefaction fees, which include the full contract sales price under the relevant FOB LNG sale and purchase agreements. See Table 1(f) for a summary price per export facility per month.

Countries of destination are current as of publication date. Any updates to countries of destination reported will be published in the next scheduled *LNG Monthly*.



### VESSEL-BORNE EXPORTS OF DOMESTICALLY-PRODUCED LIQUEFIED NATURAL GAS (LNG)

Table 2a(iv)

Date of Departure	Name of Exporter	Supplier	Docket Number	Docket Term	Country of Destination	Name of Tanker	Departure Terminal	Volume (Mcf of Natural Gas)	Price at Export Point \$/MMBtu	Notes
5/31/2019	Cameron LNG, LLC	Cameron LNG, LLC	2016-34-LNG	Short-Term	France	Marvel Crane	Cameron, Louisiana	3,209,925	\$ 7.11	[L] [C]
6/26/2019	Cameron LNG, LLC	Cameron LNG, LLC	2016-34-LNG	Short-Term	Chile	BW Suez Everett	Cameron, Louisiana	2,916,942	\$ 6.83	[L] [C]
7/7/2019	Cameron LNG, LLC	Cameron LNG, LLC	2016-34-LNG	Short-Term	Japan	Gaslog Sydney	Cameron, Louisiana	3,310,406		[C]
7/18/2019	Cameron LNG, LLC	Cameron LNG, LLC	2016-34-LNG	Short-Term	Japan	Marvel Crane	Cameron, Louisiana	3,744,065		[C]
8/5/2019	Cameron LNG, LLC	Cameron LNG, LLC	2016-34-LNG	Short-Term	Japan	SK Resolute	Cameron, Louisiana	3,840,949		[C]
8/18/2019	Cameron LNG, LLC	Cameron LNG, LLC	2016-34-LNG	Short-Term	Taiwan	Diamond Gas Sakura	Cameron, Louisiana	3,524,327		[C]
8/27/2019	Cameron LNG, LLC	Total Gas & Power North America, Inc.	2011-162-LNG	Long-Term	Taiwan	SK Audace	Cameron, Louisiana	3,320,041		[*]
8/27/2019	Cameron LNG, LLC	Cameron LNG, LLC	2016-34-LNG	Short-Term	Taiwan	SK Audace	Cameron, Louisiana	362,701		[C] [*]
9/6/2019	Cameron LNG, LLC	Mitsui & Co. Cameron LNG Sales LLC	2011-162-LNG	Long-Term	Japan	Flex Endeavor	Cameron, Louisiana	3,111,930		[*]
9/6/2019	Cameron LNG, LLC	Cameron LNG, LLC	2016-34-LNG	Short-Term	Japan	Flex Endeavor	Cameron, Louisiana	136,216		[C] [*]
9/23/2019	Cameron LNG, LLC	Mitsui & Co. Cameron LNG Sales LLC	2011-162-LNG	Long-Term	Japan	LNG Saturn	Cameron, Louisiana	3,281,287		
9/26/2019	Cameron LNG, LLC	MC Global Gas Corporation	2011-162-LNG	Long-Term	Japan	Diamond Gas Orchid	Cameron, Louisiana	3,206,610		[*]
9/26/2019	Cameron LNG, LLC	Cameron LNG, LLC	2016-34-LNG	Short-Term	Japan	Diamond Gas Orchid	Cameron, Louisiana	271,999		[C] [*]
10/11/2019	Cameron LNG, LLC	MC Global Gas Corporation	2011-162-LNG	Long-Term	Japan	Bushu Maru	Cameron, Louisiana	3,366,319		
10/17/2019	Cameron LNG, LLC	Total Gas & Power North America, Inc.	2011-162-LNG	Long-Term	France	Flex Ranger	Cameron, Louisiana	3,650,128		
10/25/2019	Cameron LNG, LLC	Mitsui & Co. Cameron LNG Sales LLC	2011-162-LNG	Long-Term	Japan	Marvel Heron	Cameron, Louisiana	3,774,678		
11/3/2019	Cameron LNG, LLC	MC Global Gas Corporation	2011-162-LNG	Long-Term	India	Golar Snow	Cameron, Louisiana	3,340,474		
11/8/2019	Cameron LNG, LLC	Total Gas & Power North America, Inc.	2011-162-LNG	Long-Term	United Kingdom	Wilpride	Cameron, Louisiana	3,252,003		
11/19/2019	Cameron LNG, LLC	Mitsui & Co. Cameron LNG Sales LLC	2011-162-LNG	Long-Term	Japan	Marvel Crane	Cameron, Louisiana	3,699,557		
11/25/2019	Cameron LNG, LLC	Total Gas & Power North America, Inc.	2011-162-LNG	Long-Term	Turkey	Maran Gas Hector	Cameron, Louisiana	3,652,855		
12/3/2019	Cameron LNG, LLC	Various	2011-162-LNG	Long-Term	Japan	Diamond Gas Orchid	Cameron, Louisiana	3,481,081		
12/5/2019	Cameron LNG, LLC	Mitsui & Co. Energy Marketing	2011-162-LNG	Long-Term	France	Golar Seal	Cameron, Louisiana	1,639,795		[*]
12/5/2019	Cameron LNG, LLC	Mitsui & Co. Energy Marketing	2011-162-LNG	Long-Term	Greece	Golar Seal	Cameron, Louisiana	1,406,155		[*]
12/12/2019	Cameron LNG, LLC	Various	2011-162-LNG	Long-Term	India	Gaslog Hong Kong	Cameron, Louisiana	3,696,932		
12/18/2019	Cameron LNG, LLC	Various	2011-162-LNG	Long-Term	United Kingdom	Gaslog Savannah	Cameron, Louisiana	3,296,389		
12/23/2019	Cameron LNG, LLC	Mitsui & Co. Energy Marketing	2011-162-LNG	Long-Term	South Korea	Energy Atlantic	Cameron, Louisiana	3,392,517		
12/29/2019	Cameron LNG, LLC	Various	2016-34-LNG	Short-Term	Netherlands	Marvel Eagle	Cameron, Louisiana	3,334,526		[C]
12/31/2019	Cameron LNG, LLC	Various	2011-162-LNG	Long-Term	United Kingdom	Maran Gas Hector	Cameron, Louisiana	3,349,616		
<b>TOTAL Exports of LNG from Cameron</b>								<b>82,570,423</b>		

[S] **Spot** – a one-time transaction for near-term delivery of a specific quantity of LNG at a specific location. Prior to 2006, spot cargos could be included in either long-term or short-term authorized types.

[\*] **Split cargo** – a single shipment of LNG where portions of the cargo have different transactional characteristics. For instance, a single cargo can have more than one buyer, supplier, price, unloading port, loading port, or DOE authorization.

[C] **Commissioning cargo** – pre-commercial cargo loaded while export facility operations are still undergoing final testing and inspection. Commissioning cargos may occur multiple times for the same facility as individual LNG trains enter service.

[L] **Liquefaction fees** – liquefaction fees have been included in the cargo prices for all months. See Table 1(f) for a summary price per export facility per month.

Countries of destination are current as of publication date. Any updates to countries of destination reported will be published in the next scheduled *LNG Monthly*.

### VESSEL-BORNE EXPORTS OF DOMESTICALLY-PRODUCED LIQUEFIED NATURAL GAS (LNG)

Table 2a(v)

Date of Departure	Name of Exporter	Supplier	Docket Number	Docket Term	Country of Destination	Name of Tanker	Departure Terminal	Volume (Mcf of Natural Gas)	Price at Export Point \$/MMBtu	Notes
9/3/2019	Freeport LNG Expansion, L.P., et al.	Freeport LNG Expansion, L.P., et al.	2018-3-LNG	Short-Term	United Arab Emirates	LNG Jurojin	Freeport, Texas	3,324,547		[C]
9/12/2019	Freeport LNG Expansion, L.P., et al.	Freeport LNG Expansion, L.P., et al.	2018-3-LNG	Short-Term	Spain	Methane Heather Sally	Freeport, Texas	3,130,656		[C]
10/9/2019	Freeport LNG Expansion, L.P., et al.	Freeport LNG Expansion, L.P., et al.	2018-3-LNG	Short-Term	South Korea	Pan Americas	Freeport, Texas	3,704,467		[C]
10/16/2019	Freeport LNG Expansion, L.P., et al.	Freeport LNG Expansion, L.P., et al.	2018-3-LNG	Short-Term	India	Pan Africa	Freeport, Texas	3,711,457		[C]
10/30/2019	Freeport LNG Expansion, L.P., et al.	Freeport LNG Expansion, L.P., et al.	2018-3-LNG	Short-Term	Spain	Galea	Freeport, Texas	2,957,465		[C]
11/6/2019	Freeport LNG Expansion, L.P., et al.	Freeport LNG Expansion, L.P., et al.	2018-3-LNG	Short-Term	Italy	Methane Rita Andrea	Freeport, Texas	3,141,557		[C]
11/11/2019	Freeport LNG Expansion, L.P., et al.	Freeport LNG Expansion, L.P., et al.	2018-3-LNG	Short-Term	Spain	Methane Princess	Freeport, Texas	2,965,490		[C]
11/24/2019	Freeport LNG Expansion, L.P., et al.	Freeport LNG Expansion, L.P., et al.	2018-3-LNG	Short-Term	United Kingdom	Maran Gas Roxana	Freeport, Texas	3,609,973		[C]
12/14/2019	Freeport LNG Expansion, L.P.	Freeport LNG Expansion, L.P. and FLNG Liquefaction, LLC	2010-160-LNG	Long-Term	South Korea	Golar Arctic	Freeport, Texas	3,000,809		
12/27/2019	Freeport LNG Expansion, L.P.	Freeport LNG Expansion, L.P. and FLNG Liquefaction, LLC	2010-160-LNG	Long-Term	Mexico	Golar Kelvin	Freeport, Texas	3,349,814		
12/20/2019	Freeport LNG Expansion, L.P., et al.	Freeport LNG Expansion, L.P. and FLNG Liquefaction, LLC	2016-108-LNG	Long-Term	Japan	Sohshu Maru	Freeport, Texas	3,606,752		
12/5/2019	Freeport LNG Expansion, L.P., et al.	Freeport LNG Expansion, L.P., et al.	2018-3-LNG	Short-Term	Italy	Arctic Aurora	Freeport, Texas	3,298,885		[C]
12/9/2019	Freeport LNG Expansion, L.P., et al.	Freeport LNG Expansion, L.P., et al.	2018-3-LNG	Short-Term	United Kingdom	Solaris	Freeport, Texas	3,317,326		[C]
12/17/2019	Freeport LNG Expansion, L.P., et al.	Freeport LNG Expansion, L.P., et al.	2018-3-LNG	Short-Term	Italy	Bilbao Knutsen	Freeport, Texas	2,955,010		[C]
12/2/2019	Freeport LNG Expansion, L.P., et al.	Freeport LNG Expansion, L.P.	2018-3-LNG	Short-Term	Mexico	Galea	Freeport, Texas	2,944,620		[C] [S]
<b>TOTAL Exports of LNG from Freeport</b>								<b>49,018,828</b>		

[S] **Spot** – a one-time transaction for near-term delivery of a specific quantity of LNG at a specific location. Prior to 2006, spot cargos could be included in either long-term or short-term authorized types.

[\*] **Split cargo** – a single shipment of LNG where portions of the cargo have different transactional characteristics. For instance, a single cargo can have more than one buyer, supplier, price, unloading port, loading port, or DOE authorization.

[C] **Commissioning cargo** – pre-commercial cargo loaded while export facility operations are still undergoing final testing and inspection. Commissioning cargos may occur multiple times for the same facility as individual LNG trains enter service.

[L] **Liquefaction fees** – liquefaction fees have been included in the cargo prices for all months. See Table 1(f) for a summary price per export facility per month.

Countries of destination are current as of publication date. Any updates to countries of destination reported will be published in the next scheduled *LNG Monthly*.

**VESSEL-BORNE EXPORTS OF DOMESTICALLY-PRODUCED LIQUEFIED NATURAL GAS (LNG)**

Table 2a(vi)

Date of Departure	Name of Exporter	Supplier	Docket Number	Docket Term	Country of Destination	Name of Tanker	Departure Terminal	Volume (Mcf of Natural Gas)	Price at Export Point \$/MMBtu	Notes
12/13/2019	Southern LNG Company, L.L.C.	Shell NA LNG LLC	2018-15-LNG	Short-Term	Pakistan	Maran Gas Lindos	Elba Island, Georgia	3,400,320		[C]
<b>TOTAL Exports of LNG from Elba Island</b>								<b>3,400,320</b>		

[S] **Spot** – a one-time transaction for near-term delivery of a specific quantity of LNG at a specific location. Prior to 2006, spot cargos could be included in either long-term or short-term authorized types.

[\*] **Split cargo** – a single shipment of LNG where portions of the cargo have different transactional characteristics. For instance, a single cargo can have more than one buyer, supplier, price, unloading port, loading port, or DOE authorization.

[C] **Commissioning cargo** – pre-commercial cargo loaded while export facility operations are still undergoing final testing and inspection. Commissioning cargos may occur multiple times for the same facility as individual LNG trains enter service.

[L] **Liquefaction fees** – liquefaction fees have been included in the cargo prices for all months. See Table 1(f) for a summary price per export facility per month.

Countries of destination are current as of publication date. Any updates to countries of destination reported will be published in the next scheduled *LNG Monthly*.

## VESSEL-BORNE EXPORTS OF DOMESTICALLY-PRODUCED LIQUEFIED NATURAL GAS (LNG) SHIPPED BY ISO CONTAINER

Table 2b

Date of Departure	Name of Exporter	Supplier	Docket Number	Country of Destination	Name of Ocean Going Vessel	ISO Container Loading Facility & Location	U.S. Export Port or Terminal	Volume (Mcf of Natural Gas)	Price at Export Point \$/MMBtu	Notes
1/2/2019	American LNG Marketing LLC	Peninsula Energy Services Co	2014-209-LNG	Bahamas	Florida Express	Haileah, Florida	Ft. Lauderdale, Florida	848	\$ 10.00	
1/3/2019	American LNG Marketing LLC	Peninsula Energy Services Co	2014-209-LNG	Bahamas	Florida Express	Haileah, Florida	Ft. Lauderdale, Florida	848	\$ 10.00	
1/3/2019	American LNG Marketing LLC	Peninsula Energy Services Co	2014-209-LNG	Barbados	Hoherrif	Haileah, Florida	Ft. Lauderdale, Florida	3,392	\$ 10.00	
1/8/2019	American LNG Marketing LLC	Peninsula Energy Services Co	2014-209-LNG	Bahamas	Florida Express	Haileah, Florida	Ft. Lauderdale, Florida	1,696	\$ 10.00	
1/9/2019	American LNG Marketing LLC	Peninsula Energy Services Co	2014-209-LNG	Bahamas	Florida Express	Haileah, Florida	Ft. Lauderdale, Florida	1,696	\$ 10.00	
1/10/2019	American LNG Marketing LLC	Peninsula Energy Services Co	2014-209-LNG	Barbados	Vega Luna	Haileah, Florida	Ft. Lauderdale, Florida	3,392	\$ 10.00	
1/17/2019	American LNG Marketing LLC	Peninsula Energy Services Co	2014-209-LNG	Barbados	Vega Sagittarius	Haileah, Florida	Ft. Lauderdale, Florida	3,392	\$ 10.00	
1/20/2019	American LNG Marketing LLC	Peninsula Energy Services Co	2014-209-LNG	Bahamas	Florida Express	Haileah, Florida	Ft. Lauderdale, Florida	848	\$ 10.00	
1/21/2019	American LNG Marketing LLC	Peninsula Energy Services Co	2014-209-LNG	Bahamas	Florida Express	Haileah, Florida	Ft. Lauderdale, Florida	1,696	\$ 10.00	
1/24/2019	American LNG Marketing LLC	Peninsula Energy Services Co	2014-209-LNG	Bahamas	Florida Express	Haileah, Florida	Ft. Lauderdale, Florida	848	\$ 10.00	
1/24/2019	American LNG Marketing LLC	Peninsula Energy Services Co	2014-209-LNG	Barbados	Vega Luna	Haileah, Florida	Ft. Lauderdale, Florida	3,392	\$ 10.00	
1/27/2019	American LNG Marketing LLC	Peninsula Energy Services Co	2014-209-LNG	Bahamas	Florida Express	Haileah, Florida	Ft. Lauderdale, Florida	1,696	\$ 10.00	
1/28/2019	American LNG Marketing LLC	Peninsula Energy Services Co	2014-209-LNG	Bahamas	Florida Express	Haileah, Florida	Ft. Lauderdale, Florida	848	\$ 10.00	
1/31/2019	American LNG Marketing LLC	Peninsula Energy Services Co	2014-209-LNG	Barbados	Hoherrif	Haileah, Florida	Ft. Lauderdale, Florida	3,392	\$ 10.00	
2/7/2019	American LNG Marketing LLC	Peninsula Energy Services Co	2014-209-LNG	Barbados	Vega Luna	Haileah, Florida	Ft. Lauderdale, Florida	3,392	\$ 10.00	
2/10/2019	American LNG Marketing LLC	Peninsula Energy Services Co	2014-209-LNG	Bahamas	Florida Express	Haileah, Florida	Ft. Lauderdale, Florida	1,696	\$ 10.00	
2/11/2019	American LNG Marketing LLC	Peninsula Energy Services Co	2014-209-LNG	Bahamas	Florida Express	Haileah, Florida	Ft. Lauderdale, Florida	848	\$ 10.00	
2/13/2019	American LNG Marketing LLC	Peninsula Energy Services Co	2014-209-LNG	Bahamas	Florida Express	Haileah, Florida	Ft. Lauderdale, Florida	1,696	\$ 10.00	
2/14/2019	American LNG Marketing LLC	Peninsula Energy Services Co	2014-209-LNG	Barbados	Vega Sagittarius	Haileah, Florida	Ft. Lauderdale, Florida	3,392	\$ 10.00	
2/17/2019	American LNG Marketing LLC	Peninsula Energy Services Co	2014-209-LNG	Bahamas	Sea Express	Haileah, Florida	Ft. Lauderdale, Florida	4,240	\$ 10.00	
2/21/2019	American LNG Marketing LLC	Peninsula Energy Services Co	2014-209-LNG	Barbados	Vega Luna	Haileah, Florida	Ft. Lauderdale, Florida	3,392	\$ 10.00	
2/24/2019	American LNG Marketing LLC	Peninsula Energy Services Co	2014-209-LNG	Bahamas	Florida Express	Haileah, Florida	Ft. Lauderdale, Florida	848	\$ 10.00	
2/25/2019	American LNG Marketing LLC	Peninsula Energy Services Co	2014-209-LNG	Bahamas	Florida Express	Haileah, Florida	Ft. Lauderdale, Florida	1,696	\$ 10.00	
2/26/2019	American LNG Marketing LLC	Peninsula Energy Services Co	2014-209-LNG	Bahamas	Florida Express	Haileah, Florida	Ft. Lauderdale, Florida	1,696	\$ 10.00	
2/27/2019	American LNG Marketing LLC	Peninsula Energy Services Co	2014-209-LNG	Bahamas	Florida Express	Haileah, Florida	Ft. Lauderdale, Florida	848	\$ 10.00	
2/28/2019	American LNG Marketing LLC	Peninsula Energy Services Co	2014-209-LNG	Bahamas	Florida Express	Haileah, Florida	Ft. Lauderdale, Florida	848	\$ 10.00	
2/28/2019	American LNG Marketing LLC	Peninsula Energy Services Co	2014-209-LNG	Barbados	Hoherrif	Haileah, Florida	Ft. Lauderdale, Florida	3,392	\$ 10.00	
3/4/2019	American LNG Marketing LLC	Peninsula Energy Services Co	2014-209-LNG	Bahamas	Sea Express	Haileah, Florida	Ft. Lauderdale, Florida	2,544	\$ 10.00	
3/7/2019	American LNG Marketing LLC	Peninsula Energy Services Co	2014-209-LNG	Bahamas	Florida Express	Haileah, Florida	Ft. Lauderdale, Florida	848	\$ 10.00	
3/7/2019	American LNG Marketing LLC	Peninsula Energy Services Co	2014-209-LNG	Barbados	Vega Luna	Haileah, Florida	Ft. Lauderdale, Florida	3,392	\$ 10.00	
3/10/2019	American LNG Marketing LLC	Peninsula Energy Services Co	2014-209-LNG	Bahamas	Florida Express	Haileah, Florida	Ft. Lauderdale, Florida	1,696	\$ 10.00	
3/11/2019	American LNG Marketing LLC	Peninsula Energy Services Co	2014-209-LNG	Bahamas	Florida Express	Haileah, Florida	Ft. Lauderdale, Florida	848	\$ 10.00	
3/13/2019	American LNG Marketing LLC	Peninsula Energy Services Co	2014-209-LNG	Bahamas	Florida Express	Haileah, Florida	Ft. Lauderdale, Florida	848	\$ 10.00	
3/14/2019	American LNG Marketing LLC	Peninsula Energy Services Co	2014-209-LNG	Barbados	Hoherrif	Haileah, Florida	Ft. Lauderdale, Florida	3,392	\$ 10.00	
3/15/2019	American LNG Marketing LLC	Peninsula Energy Services Co	2014-209-LNG	Bahamas	Florida Express	Haileah, Florida	Ft. Lauderdale, Florida	1,696	\$ 10.00	
3/21/2019	American LNG Marketing LLC	Peninsula Energy Services Co	2014-209-LNG	Barbados	Hohebank	Haileah, Florida	Ft. Lauderdale, Florida	3,392	\$ 10.00	
3/25/2019	American LNG Marketing LLC	Peninsula Energy Services Co	2014-209-LNG	Bahamas	Florida Express	Haileah, Florida	Ft. Lauderdale, Florida	1,696	\$ 10.00	
3/26/2019	American LNG Marketing LLC	Peninsula Energy Services Co	2014-209-LNG	Bahamas	Florida Express	Haileah, Florida	Ft. Lauderdale, Florida	848	\$ 10.00	
3/28/2019	American LNG Marketing LLC	Peninsula Energy Services Co	2014-209-LNG	Barbados	Vega Sagittarius	Haileah, Florida	Ft. Lauderdale, Florida	4,240	\$ 10.00	
4/3/2019	American LNG Marketing LLC	Peninsula Energy Services Co	2014-209-LNG	Bahamas	Florida Express	Haileah, Florida	Ft. Lauderdale, Florida	2,544	\$ 10.00	
4/4/2019	American LNG Marketing LLC	Peninsula Energy Services Co	2014-209-LNG	Bahamas	Florida Express	Haileah, Florida	Ft. Lauderdale, Florida	848	\$ 10.00	
4/4/2019	American LNG Marketing LLC	Peninsula Energy Services Co	2014-209-LNG	Barbados	Hohebank	Haileah, Florida	Ft. Lauderdale, Florida	4,240	\$ 10.00	
4/8/2019	American LNG Marketing LLC	Peninsula Energy Services Co	2014-209-LNG	Bahamas	Florida Express	Haileah, Florida	Ft. Lauderdale, Florida	1,696	\$ 10.00	
4/9/2019	American LNG Marketing LLC	Peninsula Energy Services Co	2014-209-LNG	Bahamas	Florida Express	Haileah, Florida	Ft. Lauderdale, Florida	848	\$ 10.00	
4/11/2019	American LNG Marketing LLC	Peninsula Energy Services Co	2014-209-LNG	Barbados	Hoherrif	Haileah, Florida	Ft. Lauderdale, Florida	4,240	\$ 10.00	

[S] Spot – a one-time transaction for near-term delivery of a specific quantity of LNG at a specific location. Prior to 2006, spot cargos could be included in either long-term or short-term authorized types.

[\*] Split cargo – a single shipment of LNG where portions of the cargo have different transactional characteristics. For instance, a single cargo can have more than one buyer, supplier, price, unloading port, loading port, or DOE authorization.

[C] Commissioning cargo – pre-commercial cargo loaded while export facility operations are still undergoing final testing and inspection. Commissioning cargos may occur multiple times for the same facility as individual LNG trains enter service.

[L] Liquefaction fees – liquefaction fees have been included in the cargo prices for all months. See Table 1(f) for a summary price per export facility per month.

Countries of destination are current as of publication date. Any updates to countries of destination reported will be published in the next scheduled *LNG Monthly*.

## VESSEL-BORNE EXPORTS OF DOMESTICALLY-PRODUCED LIQUEFIED NATURAL GAS (LNG) SHIPPED BY ISO CONTAINER

Table 2b

Date of Departure	Name of Exporter	Supplier	Docket Number	Country of Destination	Name of Ocean Going Vessel	ISO Container Loading Facility & Location	U.S. Export Port or Terminal	Volume (Mcf of Natural Gas)	Price at Export Point \$/MMBtu	Notes
4/14/2019	American LNG Marketing LLC	Peninsula Energy Services Co	2014-209-LNG	Bahamas	Florida Express	Haileah, Florida	Ft. Lauderdale, Florida	848	\$ 10.00	
4/16/2019	American LNG Marketing LLC	Peninsula Energy Services Co	2014-209-LNG	Bahamas	Florida Express	Haileah, Florida	Ft. Lauderdale, Florida	1,696	\$ 10.00	
4/18/2019	American LNG Marketing LLC	Peninsula Energy Services Co	2014-209-LNG	Barbados	Vega Luna	Haileah, Florida	Ft. Lauderdale, Florida	4,240	\$ 10.00	
4/24/2019	American LNG Marketing LLC	Peninsula Energy Services Co	2014-209-LNG	Bahamas	Florida Express	Haileah, Florida	Ft. Lauderdale, Florida	1,696	\$ 10.00	
4/25/2019	American LNG Marketing LLC	Peninsula Energy Services Co	2014-209-LNG	Bahamas	Florida Express	Haileah, Florida	Ft. Lauderdale, Florida	1,696	\$ 10.00	
4/25/2019	American LNG Marketing LLC	Peninsula Energy Services Co	2014-209-LNG	Barbados	Hoheriff	Haileah, Florida	Ft. Lauderdale, Florida	4,240	\$ 10.00	
4/28/2019	American LNG Marketing LLC	Peninsula Energy Services Co	2014-209-LNG	Bahamas	Bahamas Express	Haileah, Florida	Ft. Lauderdale, Florida	1,696	\$ 10.00	
4/28/2019	American LNG Marketing LLC	Peninsula Energy Services Co	2014-209-LNG	Haiti	Delphinus	Haileah, Florida	Ft. Lauderdale, Florida	1,696	\$ 10.00	
5/1/2019	American LNG Marketing LLC	Peninsula Energy Services Co	2014-209-LNG	Bahamas	Florida Express	Haileah, Florida	Ft. Lauderdale, Florida	2,544	\$ 10.00	
5/2/2019	American LNG Marketing LLC	Peninsula Energy Services Co	2014-209-LNG	Barbados	Hohebank	Haileah, Florida	Ft. Lauderdale, Florida	4,240	\$ 10.00	
5/5/2019	American LNG Marketing LLC	Peninsula Energy Services Co	2014-209-LNG	Bahamas	Sea Express	Haileah, Florida	Ft. Lauderdale, Florida	1,696	\$ 10.00	
5/7/2019	American LNG Marketing LLC	Peninsula Energy Services Co	2014-209-LNG	Bahamas	Florida Express	Haileah, Florida	Ft. Lauderdale, Florida	1,696	\$ 10.00	
5/9/2019	American LNG Marketing LLC	Peninsula Energy Services Co	2014-209-LNG	Barbados	Hoheriff	Haileah, Florida	Ft. Lauderdale, Florida	4,240	\$ 10.00	
5/15/2019	American LNG Marketing LLC	Peninsula Energy Services Co	2014-209-LNG	Bahamas	Sea Express	Haileah, Florida	Ft. Lauderdale, Florida	2,544	\$ 10.00	
5/16/2019	American LNG Marketing LLC	Peninsula Energy Services Co	2014-209-LNG	Bahamas	Florida Express	Haileah, Florida	Ft. Lauderdale, Florida	2,544	\$ 10.00	
5/16/2019	American LNG Marketing LLC	Peninsula Energy Services Co	2014-209-LNG	Barbados	Vega Luna	Haileah, Florida	Ft. Lauderdale, Florida	4,240	\$ 10.00	
5/23/2019	American LNG Marketing LLC	Peninsula Energy Services Co	2014-209-LNG	Barbados	Vega Saggiarius	Haileah, Florida	Ft. Lauderdale, Florida	4,240	\$ 10.00	
5/26/2019	American LNG Marketing LLC	Peninsula Energy Services Co	2014-209-LNG	Bahamas	Sea Express	Haileah, Florida	Ft. Lauderdale, Florida	2,544	\$ 10.00	
5/30/2019	American LNG Marketing LLC	Peninsula Energy Services Co	2014-209-LNG	Barbados	Hohebank	Haileah, Florida	Ft. Lauderdale, Florida	4,240	\$ 10.00	
6/2/2019	American LNG Marketing LLC	Peninsula Energy Services Co	2014-209-LNG	Bahamas	Sea Express	Haileah, Florida	Ft. Lauderdale, Florida	2,544	\$ 10.00	
6/3/2019	American LNG Marketing LLC	Peninsula Energy Services Co	2014-209-LNG	Bahamas	Florida Express	Haileah, Florida	Ft. Lauderdale, Florida	1,696	\$ 10.00	
6/5/2019	American LNG Marketing LLC	Peninsula Energy Services Co	2014-209-LNG	Bahamas	Florida Express	Haileah, Florida	Ft. Lauderdale, Florida	1,696	\$ 10.00	
6/6/2019	American LNG Marketing LLC	Peninsula Energy Services Co	2014-209-LNG	Barbados	Hoheriff	Haileah, Florida	Ft. Lauderdale, Florida	4,240	\$ 10.00	
6/9/2019	American LNG Marketing LLC	Peninsula Energy Services Co	2014-209-LNG	Bahamas	Emerald Express	Haileah, Florida	Ft. Lauderdale, Florida	3,392	\$ 10.00	
6/9/2019	American LNG Marketing LLC	Peninsula Energy Services Co	2014-209-LNG	Haiti	Delphinus	Haileah, Florida	Ft. Lauderdale, Florida	2,544	\$ 10.00	
6/13/2019	American LNG Marketing LLC	Peninsula Energy Services Co	2014-209-LNG	Bahamas	Florida Express	Haileah, Florida	Ft. Lauderdale, Florida	2,544	\$ 10.00	
6/13/2019	American LNG Marketing LLC	Peninsula Energy Services Co	2014-209-LNG	Barbados	Vega Luna	Haileah, Florida	Ft. Lauderdale, Florida	4,240	\$ 10.00	
6/16/2019	American LNG Marketing LLC	Peninsula Energy Services Co	2014-209-LNG	Bahamas	Emerald Express	Haileah, Florida	Ft. Lauderdale, Florida	2,544	\$ 10.00	
6/18/2019	American LNG Marketing LLC	Peninsula Energy Services Co	2014-209-LNG	Bahamas	Florida Express	Haileah, Florida	Ft. Lauderdale, Florida	3,392	\$ 10.00	
6/20/2019	American LNG Marketing LLC	Peninsula Energy Services Co	2014-209-LNG	Barbados	Vega Scorpio	Haileah, Florida	Ft. Lauderdale, Florida	4,240	\$ 10.00	
6/23/2019	American LNG Marketing LLC	Peninsula Energy Services Co	2014-209-LNG	Bahamas	Sea Express	Haileah, Florida	Ft. Lauderdale, Florida	2,544	\$ 10.00	
6/23/2019	American LNG Marketing LLC	Peninsula Energy Services Co	2014-209-LNG	Bahamas	Florida Express	Haileah, Florida	Ft. Lauderdale, Florida	1,696	\$ 10.00	
6/30/2019	American LNG Marketing LLC	Peninsula Energy Services Co	2014-209-LNG	Bahamas	Florida Express	Haileah, Florida	Ft. Lauderdale, Florida	3,392	\$ 10.00	
7/4/2019	American LNG Marketing LLC	Peninsula Energy Services Co	2014-209-LNG	Barbados	Hoheriff	Haileah, Florida	Ft. Lauderdale, Florida	6,784		
7/7/2019	American LNG Marketing LLC	Peninsula Energy Services Co	2014-209-LNG	Bahamas	Sea Express	Haileah, Florida	Ft. Lauderdale, Florida	1,696		
7/7/2019	American LNG Marketing LLC	Peninsula Energy Services Co	2014-209-LNG	Haiti	Delphinus	Haileah, Florida	Ft. Lauderdale, Florida	1,696		
7/11/2019	American LNG Marketing LLC	Peninsula Energy Services Co	2014-209-LNG	Bahamas	Florida Express	Haileah, Florida	Ft. Lauderdale, Florida	1,696		
7/11/2019	American LNG Marketing LLC	Peninsula Energy Services Co	2014-209-LNG	Barbados	Vega Luna	Haileah, Florida	Ft. Lauderdale, Florida	3,392		
7/14/2019	American LNG Marketing LLC	Peninsula Energy Services Co	2014-209-LNG	Bahamas	Bahamas Express	Haileah, Florida	Ft. Lauderdale, Florida	3,392		
7/18/2019	American LNG Marketing LLC	Peninsula Energy Services Co	2014-209-LNG	Barbados	Vega Saggiarius	Haileah, Florida	Ft. Lauderdale, Florida	3,392		
7/21/2019	American LNG Marketing LLC	Peninsula Energy Services Co	2014-209-LNG	Bahamas	Cape Express	Haileah, Florida	Ft. Lauderdale, Florida	2,544		
7/25/2019	American LNG Marketing LLC	Peninsula Energy Services Co	2014-209-LNG	Bahamas	Florida Express	Haileah, Florida	Ft. Lauderdale, Florida	1,696		
7/25/2019	American LNG Marketing LLC	Peninsula Energy Services Co	2014-209-LNG	Barbados	Hohebank	Haileah, Florida	Ft. Lauderdale, Florida	3,392		
8/1/2019	American LNG Marketing LLC	Peninsula Energy Services Co	2014-209-LNG	Bahamas	Florida Express	Haileah, Florida	Ft. Lauderdale, Florida	2,544		
8/1/2019	American LNG Marketing LLC	Peninsula Energy Services Co	2014-209-LNG	Barbados	Vega Saggiarius	Haileah, Florida	Ft. Lauderdale, Florida	3,392		

[S] **Spot** – a one-time transaction for near-term delivery of a specific quantity of LNG at a specific location. Prior to 2006, spot cargos could be included in either long-term or short-term authorized types.

[\*] **Split cargo** – a single shipment of LNG where portions of the cargo have different transactional characteristics. For instance, a single cargo can have more than one buyer, supplier, price, unloading port, loading port, or DOE authorization.

[C] **Commissioning cargo** – pre-commercial cargo loaded while export facility operations are still undergoing final testing and inspection. Commissioning cargos may occur multiple times for the same facility as individual LNG trains enter service.

[L] **Liquefaction fees** – liquefaction fees have been included in the cargo prices for all months. See Table 1(f) for a summary price per export facility per month.

Countries of destination are current as of publication date. Any updates to countries of destination reported will be published in the next scheduled *LNG Monthly*.

## VESSEL-BORNE EXPORTS OF DOMESTICALLY-PRODUCED LIQUEFIED NATURAL GAS (LNG) SHIPPED BY ISO CONTAINER

Table 2b

Date of Departure	Name of Exporter	Supplier	Docket Number	Country of Destination	Name of Ocean Going Vessel	ISO Container Loading Facility & Location	U.S. Export Port or Terminal	Volume (Mcf of Natural Gas)	Price at Export Point \$/MMBtu	Notes
8/4/2019	American LNG Marketing LLC	Peninsula Energy Services Co	2014-209-LNG	Bahamas	Bahamas Express	Haileah, Florida	Ft. Lauderdale, Florida	848		
8/5/2019	American LNG Marketing LLC	Peninsula Energy Services Co	2014-209-LNG	Bahamas	Florida Express	Haileah, Florida	Ft. Lauderdale, Florida	848		
8/8/2019	American LNG Marketing LLC	Peninsula Energy Services Co	2014-209-LNG	Bahamas	Florida Express	Haileah, Florida	Ft. Lauderdale, Florida	1,696		
8/8/2019	American LNG Marketing LLC	Peninsula Energy Services Co	2014-209-LNG	Barbados	Vega Luna	Haileah, Florida	Ft. Lauderdale, Florida	3,392		
8/13/2019	American LNG Marketing LLC	Peninsula Energy Services Co	2014-209-LNG	Bahamas	Florida Express	Haileah, Florida	Ft. Lauderdale, Florida	1,696		
8/14/2019	American LNG Marketing LLC	Peninsula Energy Services Co	2014-209-LNG	Bahamas	Emerald Express	Haileah, Florida	Ft. Lauderdale, Florida	848		
8/15/2019	American LNG Marketing LLC	Peninsula Energy Services Co	2014-209-LNG	Bahamas	Florida Express	Haileah, Florida	Ft. Lauderdale, Florida	2,544		
8/15/2019	American LNG Marketing LLC	Peninsula Energy Services Co	2014-209-LNG	Barbados	Hohebank	Haileah, Florida	Ft. Lauderdale, Florida	3,392		
8/21/2019	American LNG Marketing LLC	Peninsula Energy Services Co	2014-209-LNG	Bahamas	Caribbean Express	Haileah, Florida	Ft. Lauderdale, Florida	3,392		
8/22/2019	American LNG Marketing LLC	Peninsula Energy Services Co	2014-209-LNG	Bahamas	Florida Express	Haileah, Florida	Ft. Lauderdale, Florida	1,696		
8/22/2019	American LNG Marketing LLC	Peninsula Energy Services Co	2014-209-LNG	Barbados	Hoheriff	Haileah, Florida	Ft. Lauderdale, Florida	3,392		
8/25/2019	American LNG Marketing LLC	Peninsula Energy Services Co	2014-209-LNG	Bahamas	Florida Express	Haileah, Florida	Ft. Lauderdale, Florida	1,696		
8/25/2019	American LNG Marketing LLC	Peninsula Energy Services Co	2014-209-LNG	Haiti	Delphinus	Haileah, Florida	Ft. Lauderdale, Florida	2,544		
8/27/2019	American LNG Marketing LLC	Peninsula Energy Services Co	2014-209-LNG	Bahamas	Florida Express	Haileah, Florida	Ft. Lauderdale, Florida	2,544		
8/29/2019	American LNG Marketing LLC	Peninsula Energy Services Co	2014-209-LNG	Barbados	Vega Sagittarius	Haileah, Florida	Ft. Lauderdale, Florida	3,392		
9/5/2019	American LNG Marketing LLC	Peninsula Energy Services Co	2014-209-LNG	Barbados	Vega Luna	Haileah, Florida	Ft. Lauderdale, Florida	4,240		
9/8/2019	American LNG Marketing LLC	Peninsula Energy Services Co	2014-209-LNG	Haiti	Delphinus	Haileah, Florida	Ft. Lauderdale, Florida	4,240		
9/12/2019	American LNG Marketing LLC	Peninsula Energy Services Co	2014-209-LNG	Barbados	Hohebank	Haileah, Florida	Ft. Lauderdale, Florida	4,240		
9/15/2019	American LNG Marketing LLC	Peninsula Energy Services Co	2014-209-LNG	Haiti	Delphinus	Haileah, Florida	Ft. Lauderdale, Florida	1,696		
9/19/2019	American LNG Marketing LLC	Peninsula Energy Services Co	2014-209-LNG	Barbados	Hoheriff	Haileah, Florida	Ft. Lauderdale, Florida	4,240		
9/22/2019	American LNG Marketing LLC	Peninsula Energy Services Co	2014-209-LNG	Haiti	Delphinus	Haileah, Florida	Ft. Lauderdale, Florida	3,392		
9/26/2019	American LNG Marketing LLC	Peninsula Energy Services Co	2014-209-LNG	Barbados	Vega Sagittarius	Haileah, Florida	Ft. Lauderdale, Florida	4,240		
9/29/2019	American LNG Marketing LLC	Peninsula Energy Services Co	2014-209-LNG	Bahamas	Caribbean Express	Haileah, Florida	Ft. Lauderdale, Florida	1,696		
10/3/2019	American LNG Marketing LLC	Peninsula Energy Services Co	2014-209-LNG	Barbados	Vega Luna	Haileah, Florida	Ft. Lauderdale, Florida	5,088		
10/4/2019	American LNG Marketing LLC	Peninsula Energy Services Co	2014-209-LNG	Bahamas	Caribbean Express	Haileah, Florida	Ft. Lauderdale, Florida	1,696		
10/10/2019	American LNG Marketing LLC	Peninsula Energy Services Co	2014-209-LNG	Barbados	Hohebank	Haileah, Florida	Ft. Lauderdale, Florida	4,240		
10/13/2019	American LNG Marketing LLC	Peninsula Energy Services Co	2014-209-LNG	Bahamas	Caribbean Express	Haileah, Florida	Ft. Lauderdale, Florida	2,544		
10/17/2019	American LNG Marketing LLC	Peninsula Energy Services Co	2014-209-LNG	Barbados	Vega Luna	Haileah, Florida	Ft. Lauderdale, Florida	5,088		
10/20/2019	American LNG Marketing LLC	Peninsula Energy Services Co	2014-209-LNG	Haiti	Delphinus	Haileah, Florida	Ft. Lauderdale, Florida	4,240		
10/23/2019	American LNG Marketing LLC	Peninsula Energy Services Co	2014-209-LNG	Bahamas	Caribbean Express	Haileah, Florida	Ft. Lauderdale, Florida	2,544		
10/24/2019	American LNG Marketing LLC	Peninsula Energy Services Co	2014-209-LNG	Barbados	Vega Sagittarius	Haileah, Florida	Ft. Lauderdale, Florida	5,088		
10/30/2019	American LNG Marketing LLC	Peninsula Energy Services Co	2014-209-LNG	Bahamas	Caribbean Express	Haileah, Florida	Ft. Lauderdale, Florida	1,696		
10/31/2019	American LNG Marketing LLC	Peninsula Energy Services Co	2014-209-LNG	Barbados	Vega Sagittarius	Haileah, Florida	Ft. Lauderdale, Florida	5,088		
11/3/2019	American LNG Marketing LLC	Peninsula Energy Services Co	2014-209-LNG	Haiti	Delphinus	Haileah, Florida	Ft. Lauderdale, Florida	3,392		
11/6/2019	American LNG Marketing LLC	Peninsula Energy Services Co	2014-209-LNG	Bahamas	Caribbean Express	Haileah, Florida	Ft. Lauderdale, Florida	1,696		
11/6/2019	American LNG Marketing LLC	Peninsula Energy Services Co	2014-209-LNG	Bahamas	Florida Express	Haileah, Florida	Ft. Lauderdale, Florida	3,392		
11/7/2019	American LNG Marketing LLC	Peninsula Energy Services Co	2014-209-LNG	Barbados	Hohebank	Haileah, Florida	Ft. Lauderdale, Florida	5,088		
11/13/2019	American LNG Marketing LLC	Peninsula Energy Services Co	2014-209-LNG	Bahamas	Caribbean Express	Haileah, Florida	Ft. Lauderdale, Florida	1,696		
11/14/2019	American LNG Marketing LLC	Peninsula Energy Services Co	2014-209-LNG	Barbados	Vega Luna	Haileah, Florida	Ft. Lauderdale, Florida	4,240		
11/20/2019	American LNG Marketing LLC	Peninsula Energy Services Co	2014-209-LNG	Bahamas	Caribbean Express	Haileah, Florida	Ft. Lauderdale, Florida	2,544		
11/21/2019	American LNG Marketing LLC	Peninsula Energy Services Co	2014-209-LNG	Barbados	Vega Sagittarius	Haileah, Florida	Ft. Lauderdale, Florida	5,088		
11/24/2019	American LNG Marketing LLC	Peninsula Energy Services Co	2014-209-LNG	Haiti	Delphinus	Haileah, Florida	Ft. Lauderdale, Florida	4,240		
11/26/2019	American LNG Marketing LLC	Peninsula Energy Services Co	2014-209-LNG	Bahamas	Florida Express	Haileah, Florida	Ft. Lauderdale, Florida	2,544		
11/28/2019	American LNG Marketing LLC	Peninsula Energy Services Co	2014-209-LNG	Bahamas	Florida Express	Haileah, Florida	Ft. Lauderdale, Florida	2,544		
11/28/2019	American LNG Marketing LLC	Peninsula Energy Services Co	2014-209-LNG	Barbados	Hoheriff	Haileah, Florida	Ft. Lauderdale, Florida	5,088		

[S] **Spot** – a one-time transaction for near-term delivery of a specific quantity of LNG at a specific location. Prior to 2006, spot cargos could be included in either long-term or short-term authorized types.

[\*] **Split cargo** – a single shipment of LNG where portions of the cargo have different transactional characteristics. For instance, a single cargo can have more than one buyer, supplier, price, unloading port, loading port, or DOE authorization.

[C] **Commissioning cargo** – pre-commercial cargo loaded while export facility operations are still undergoing final testing and inspection. Commissioning cargos may occur multiple times for the same facility as individual LNG trains enter service.

[L] **Liquefaction fees** – liquefaction fees have been included in the cargo prices for all months. See Table 1(f) for a summary price per export facility per month.

Countries of destination are current as of publication date. Any updates to countries of destination reported will be published in the next scheduled *LNG Monthly*.

### VESSEL-BORNE EXPORTS OF DOMESTICALLY-PRODUCED LIQUEFIED NATURAL GAS (LNG) SHIPPED BY ISO CONTAINER

Table 2b

Date of Departure	Name of Exporter	Supplier	Docket Number	Country of Destination	Name of Ocean Going Vessel	ISO Container Loading Facility & Location	U.S. Export Port or Terminal	Volume (Mcf of Natural Gas)	Price at Export Point \$/MMBtu	Notes
12/5/2019	American LNG Marketing LLC	Peninsula Energy Services Co	2014-209-LNG	Barbados	Hohebank	Haileah, Florida	Ft. Lauderdale, Florida	6,784		
12/8/2019	American LNG Marketing LLC	Peninsula Energy Services Co	2014-209-LNG	Haiti	Delphinus	Haileah, Florida	Ft. Lauderdale, Florida	4,240		
12/11/2019	American LNG Marketing LLC	Peninsula Energy Services Co	2014-209-LNG	Bahamas	Caribbean Express	Haileah, Florida	Ft. Lauderdale, Florida	1,696		
12/12/2019	American LNG Marketing LLC	Peninsula Energy Services Co	2014-209-LNG	Barbados	Vega Luna	Haileah, Florida	Ft. Lauderdale, Florida	6,784		
12/17/2019	American LNG Marketing LLC	Peninsula Energy Services Co	2014-209-LNG	Bahamas	Florida Express	Haileah, Florida	Ft. Lauderdale, Florida	3,392		
12/19/2019	American LNG Marketing LLC	Peninsula Energy Services Co	2014-209-LNG	Barbados	Vega Sagittarius	Haileah, Florida	Ft. Lauderdale, Florida	6,784		
12/20/2019	American LNG Marketing LLC	Peninsula Energy Services Co	2014-209-LNG	Bahamas	Caribbean Express	Haileah, Florida	Ft. Lauderdale, Florida	1,696		
12/22/2019	American LNG Marketing LLC	Peninsula Energy Services Co	2014-209-LNG	Haiti	Delphinus	Haileah, Florida	Ft. Lauderdale, Florida	4,240		
12/29/2019	American LNG Marketing LLC	Peninsula Energy Services Co	2014-209-LNG	Bahamas	Caribbean Express	Haileah, Florida	Ft. Lauderdale, Florida	2,544		
12/29/2019	American LNG Marketing LLC	Peninsula Energy Services Co	2014-209-LNG	Haiti	Delphinus	Haileah, Florida	Ft. Lauderdale, Florida	3,392		
12/31/2019	American LNG Marketing LLC	Peninsula Energy Services Co	2014-209-LNG	Bahamas	Florida Express	Haileah, Florida	Ft. Lauderdale, Florida	1,696		
<b>TOTAL Exports of LNG (ISO)</b>								<b>408,736</b>		

[S] **Spot** – a one-time transaction for near-term delivery of a specific quantity of LNG at a specific location. Prior to 2006, spot cargos could be included in either long-term or short-term authorized types.

[\*] **Split cargo** – a single shipment of LNG where portions of the cargo have different transactional characteristics. For instance, a single cargo can have more than one buyer, supplier, price, unloading port, loading port, or DOE authorization.

[C] **Commissioning cargo** – pre-commercial cargo loaded while export facility operations are still undergoing final testing and inspection. Commissioning cargos may occur multiple times for the same facility as individual LNG trains enter service.

[L] **Liquefaction fees** – liquefaction fees have been included in the cargo prices for all months. See Table 1(f) for a summary price per export facility per month.

Countries of destination are current as of publication date. Any updates to countries of destination reported will be published in the next scheduled *LNG Monthly*.

Office of Fossil Energy  
 Office of Oil & Natural Gas  
 Office of Regulation, Analysis, and Engagement  
 Division of Natural Gas Regulation  
 Phone: 202-586-7991  
 Email: ngreports@hq.doe.gov



**VESSEL-BORNE RE-EXPORTS OF LIQUEFIED NATURAL GAS (LNG)**

Table 2c

Date of Departure	Authorization Holder	Supplier(s)	Exporter	Purchaser	Docket Number	Country of Destination	Name of Tanker	Departure Terminal	Volume (Mcf of Natural Gas)	Price at Export Point Price \$/MMBtu	Notes
4/22/2019	BP Energy Company	BP Energy Company	BP Energy Company	BP Gas Marketing	2018-69-LNG	Japan	British Mentor	Cove Point, Maryland	220,708	\$ 4.27	
12/31/2019	Cameron LNG, LLC	Various	Cameron LNG, LLC	Total Gas & Power Limited	2019-62-LNG	United Kingdom	Maran Gas Hector	Cameron, Louisiana	305,429		
<b>TOTAL Re-Exports of LNG</b>									<b>526,137</b>		

[S] Spot - a one-time transaction for near-term delivery of a specific quantity of LNG at a specific location. Prior to 2006, spot cargos could be included in either long-term or short-term authorization types.

[\*] Split cargo - a single shipment of LNG where portions of the cargo have different transactional characteristics. For instance, a single cargo can have more than one buyer, supplier, price, unloading port, loading port, or DOE authorization.

[C] Commissioning cargo - pre-commercial cargo loaded while export facility operations are still undergoing final testing and inspection. Commissioning cargos may occur multiple times for the same facility as individual LNG trains enter service.



### LNG Imports by Country of Origin

(Bcf of Natural Gas)

Table 2d(i)

2019	January	February	March	April	May	June	July	August	September	October	November	December	TOTAL
Egypt	-	-	-	-	-	-	-	-	-	-	-	-	0.0
France	2.7	-	-	-	-	-	-	-	-	-	-	-	2.7
Nigeria	-	-	-	-	-	-	-	-	-	-	-	3.2	3.2
Norway	-	-	-	-	-	-	-	-	-	-	-	-	0.0
Qatar	-	-	-	-	-	-	-	-	-	-	-	-	0.0
Trinidad	11.8	7.5	3.5	2.8	-	-	2.8	2.9	-	5.5	2.8	7.3	46.9
United Kingdom	-	-	-	-	-	-	-	-	-	-	-	-	0.0
Yemen	-	-	-	-	-	-	-	-	-	-	-	-	0.0
<b>TOTAL Imports of LNG</b>	<b>14.4</b>	<b>7.5</b>	<b>3.5</b>	<b>2.8</b>	-	-	<b>2.8</b>	<b>2.9</b>	-	<b>5.5</b>	<b>2.8</b>	<b>10.5</b>	<b>52.7</b>

### LNG Imports by Receiving Terminal

(Bcf of Natural Gas)

Table 2d(ii)

2019	January	February	March	April	May	June	July	August	September	October	November	December	TOTAL
Cameron, LA	-	-	-	-	-	-	-	-	-	-	-	-	0.0
Cove Point, MD	-	-	-	-	-	-	-	-	-	-	-	6.7	6.7
Elba Island, GA	3.0	-	-	-	-	-	-	-	-	2.7	-	-	5.6
Everett, MA	8.4	5.6	3.5	2.8	-	-	2.8	2.9	-	2.8	2.8	3.8	35.4
Freeport, TX	-	-	-	-	-	-	-	-	-	-	-	-	0.0
Golden Pass, TX	-	-	-	-	-	-	-	-	-	-	-	-	0.0
Gulf LNG, MS	-	-	-	-	-	-	-	-	-	-	-	-	0.0
Lake Charles, LA	-	-	-	-	-	-	-	-	-	-	-	-	0.0
Neptune Deepwater Port	-	-	-	-	-	-	-	-	-	-	-	-	0.0
Northeast Gateway	3.0	1.9	-	-	-	-	-	-	-	-	-	-	4.9
<b>TOTAL Imports of LNG</b>	<b>14.4</b>	<b>7.5</b>	<b>3.5</b>	<b>2.8</b>	-	-	<b>2.8</b>	<b>2.9</b>	-	<b>5.5</b>	<b>2.8</b>	<b>10.5</b>	<b>52.7</b>

### LNG Imports by Company

(Bcf of Natural Gas)

Table 2d(iii)

2019	January	February	March	April	May	June	July	August	September	October	November	December	TOTAL
BG LNG Services, LLC	-	-	-	-	-	-	-	-	-	2.7	-	-	2.7
BP Energy	-	-	-	-	-	-	-	-	-	-	-	3.5	3.5
Cheniere Marketing LLC	-	-	-	-	-	-	-	-	-	-	-	-	0.0
ConocoPhillips	-	-	-	-	-	-	-	-	-	-	-	-	0.0
Constellation LNG, LLC	8.4	5.6	3.5	2.8	-	-	2.8	2.9	-	2.8	2.8	3.8	35.4
Engie Gas & LNG LLC	-	-	-	-	-	-	-	-	-	-	-	-	0.0
Excelerate Energy Gas Marketing L.P.	3.0	1.9	-	-	-	-	-	-	-	-	-	-	4.9
Freeport LNG Development, L.P.	-	-	-	-	-	-	-	-	-	-	-	-	0.0
Sempra LNG Marketing	-	-	-	-	-	-	-	-	-	-	-	-	0.0
Shell NA LNG LLC	3.0	-	-	-	-	-	-	-	-	-	-	3.2	6.1
Statoil Natural Gas	-	-	-	-	-	-	-	-	-	-	-	-	0.0
Total Gas & Power	-	-	-	-	-	-	-	-	-	-	-	-	0.0
<b>Total Imports of LNG</b>	<b>14.4</b>	<b>7.5</b>	<b>3.5</b>	<b>2.8</b>	-	-	<b>2.8</b>	<b>2.9</b>	-	<b>5.5</b>	<b>2.8</b>	<b>10.5</b>	<b>52.7</b>

\*Very small volumes shown as zero due to rounding.



### SHORT-TERM VESSEL-BORNE IMPORTS OF LIQUEFIED NATURAL GAS

Table 2e(i)

Date of Arrival	Name of Importer	Seller	Docket Number	Country of Origin	Name of Tanker	Receiving Terminal	Volume (Mcf of Natural Gas)	Landed Price (\$/MMBtu)	Notes
1/1/2019	Excelerate Energy Gas Marketing, Limited Partnership	Total Gas & Power, Ltd.	2017-31-LNG	France	Exemplar	Northeast Gateway	2,650,703	\$ 9.62	[S]
1/5/2019	Shell NA LNG LLC	Shell International Trading Middle East Limited	2018-14-LNG	Trinidad	Maran Gas Delphi	Elba Island, Georgia	2,951,668	\$ 6.72	[S]
1/7/2019	Constellation LNG, LLC	Engie Gas & LNG LLC	2018-49-LNG	Trinidad	BW Suez Everett	Everett, Massachusetts	2,787,391	\$ 9.38	
1/16/2019	Constellation LNG, LLC	Engie Gas & LNG LLC	2018-49-LNG	Trinidad	Excalibur	Everett, Massachusetts	2,815,743	\$ 9.38	
1/27/2019	Constellation LNG, LLC	Engie Gas & LNG LLC	2018-49-LNG	Trinidad	BW Suez Everett	Everett, Massachusetts	2,844,195	\$ 9.38	
1/29/2019	Excelerate Energy Gas Marketing, Limited Partnership	Naturgy LNG Marketing Limited	2017-31-LNG	Trinidad	Express	Northeast Gateway	353,627	\$ 8.80	[S]
2/8/2019	Constellation LNG, LLC	Engie Gas & LNG LLC	2018-49-LNG	Trinidad	Excalibur	Everett, Massachusetts	2,807,753	\$ 8.68	
2/20/2019	Constellation LNG, LLC	Engie Gas & LNG LLC	2018-49-LNG	Trinidad	BW Suez Everett	Everett, Massachusetts	2,775,659	\$ 8.23	
2/20/2019	Excelerate Energy Gas Marketing, Limited Partnership	Naturgy LNG Marketing Limited	2017-31-LNG	Trinidad	Express	Northeast Gateway	1,915,872	\$ 8.80	[S]
3/1/2019	Constellation LNG, LLC	Engie Gas & LNG LLC	2018-49-LNG	Trinidad	Excalibur	Everett, Massachusetts	622,028	\$ 5.40	[S]
8/21/2019	Constellation LNG, LLC	Engie Gas & LNG LLC	2018-49-LNG	Trinidad	Exemplar	Everett, Massachusetts	2,885,590		[S]
10/13/2019	BG LNG Services, LLC	Shell Global LNG Ltd.	2018-4-LNG	Trinidad	Gemmata	Elba Island, Georgia	2,696,613		[S]
12/16/2019	Shell NA LNG LLC	Shell International Trading Middle East Limited	2018-14-LNG	Nigeria	Golar Crystal	Cove Point, Maryland	3,154,435		[S]
12/20/2019	BP Energy Company	BP Gas Marketing Ltd.	2018-64-LNG	Trinidad	Golar Frost	Cove Point, Maryland	3,548,437		[S]
<b>TOTAL Short-Term Imports of LNG</b>							<b>34,809,714</b>		

[S] Spot - a one-time transaction for near-term delivery of a specific quantity of LNG at a specific location. Prior to 2006, spot cargos could be included in either long-term or short-term authorization types.

[\*] Split cargo - a single shipment of LNG where portions of the cargo have different transactional characteristics. For instance, a single cargo can have more than one buyer, supplier, price, unloading port, loading port, or DOE authorization.

### LONG-TERM VESSEL-BORNE IMPORTS OF LIQUEFIED NATURAL GAS

Table 2e(ii)

Date of Arrival	Name of Importer	Seller	Docket Number	Country of Origin	Name of Tanker	Receiving Terminal	Volume (Mcf of Natural Gas)	Landed Price (\$/MMBtu)	Notes
3/11/2019	Constellation LNG, LLC	Naturgy LNG Marketing Limited	2019-5-LNG	Trinidad	Catalunya Spirit	Everett, Massachusetts	2,833,630	\$ 7.76	
4/30/2019	Constellation LNG, LLC	Naturgy LNG Marketing Limited	2019-5-LNG	Trinidad	Catalunya Spirit	Everett, Massachusetts	2,811,094	\$ 6.97	
7/9/2019	Constellation LNG, LLC	Gas Natural Fenosa LNG Marketing	2019-5-LNG	Trinidad	Catalunya Spirit	Everett, Massachusetts	2,831,636		
10/7/2019	Constellation LNG, LLC	Naturgy LNG Marketing Limited	2019-5-LNG	Trinidad	Iberica Knutsen	Everett, Massachusetts	2,835,840		
11/21/2019	Constellation LNG, LLC	Naturgy LNG Marketing Limited	2019-5-LNG	Trinidad	Catalunya Spirit	Everett, Massachusetts	2,780,170		
12/5/2019	Constellation LNG, LLC	Naturgy LNG Marketing Limited	2019-5-LNG	Trinidad	Castillo de Villalba	Everett, Massachusetts	923,616		[S]
12/20/2019	Constellation LNG, LLC	Naturgy LNG Marketing Limited	2019-5-LNG	Trinidad	Castillo de Villalba	Everett, Massachusetts	2,851,364		
<b>TOTAL Long-Term Imports of LNG</b>							<b>17,867,350</b>		

**TOTAL LNG IMPORTS**

**52,677,064**

[S] Spot - a one-time transaction for near-term delivery of a specific quantity of LNG at a specific location. Prior to 2006, spot cargos could be included in either long-term or short-term authorization types.

[\*] Split cargo - a single shipment of LNG where portions of the cargo have different transactional characteristics. For instance, a single cargo can have more than one buyer, supplier, price, unloading port, loading port, or DOE authorization.

[E-P] - a portion of this cargo was delivered to Everett, MA on 16 February 2017 and a portion was delivered to Ponce, Puerto Rico on 22 February 2017.

Office of Fossil Energy  
Office of Oil & Natural Gas  
Office of Regulation, Analysis, and Engagement  
Division of Natural Gas Regulation  
Phone: 202-586-7991  
Email: ngreports@hq.doe.gov



## VESSEL-BORNE IMPORTS OF LIQUEFIED NATURAL GAS (LNG) TO PUERTO RICO

Table 2f

Date of Arrival	Name of Importer	Seller	Docket Number	Country of Origin	Name of Tanker	Receiving Terminal	Volume (Mcf of Natural Gas)	Landed Price (\$/MMBtu)	Notes
1/14/2019	EcoElectrica, L.P.	Engie Gas & LNG LLC	1994-91-LNG	Trinidad	BW GDF Suez Boston	Ponce, Puerto Rico	2,785,759	\$ 7.98	
1/27/2019	Naturgy Aprovisionamientos S.A.	Naturgy Aprovisionamientos S.A.	2018-189-LNG	Trinidad	Catalunya Spirit	Ponce, Puerto Rico	2,050,343	\$ 9.23	
2/10/2019	Naturgy Aprovisionamientos S.A.	Naturgy Aprovisionamientos S.A.	2018-189-LNG	France	La Mancha Knutsen	Ponce, Puerto Rico	2,791,220	\$ 8.84	
2/22/2019	EcoElectrica, L.P.	Engie Gas & LNG LLC	1994-91-LNG	Trinidad	Excalibur	Ponce, Puerto Rico	2,134,846	\$ 7.19	
3/9/2019	Naturgy Aprovisionamientos S.A.	Naturgy Aprovisionamientos S.A.	2018-189-LNG	Trinidad	Iberica Knutsen	Ponce, Puerto Rico	2,842,628	\$ 8.91	
3/23/2019	Naturgy Aprovisionamientos S.A.	Naturgy Aprovisionamientos S.A.	2018-189-LNG	Trinidad	Iberica Knutsen	Ponce, Puerto Rico	2,454,406	\$ 8.91	
4/5/2019	Naturgy Aprovisionamientos S.A.	Naturgy Aprovisionamientos S.A.	2018-189-LNG	Trinidad	Catalunya Spirit	Ponce, Puerto Rico	2,827,240	\$ 8.73	
4/18/2019	EcoElectrica, L.P.	Engie Gas & LNG LLC	1994-91-LNG	Trinidad	Excalibur	Ponce, Puerto Rico	2,557,765	\$ 7.98	
5/3/2019	Naturgy Aprovisionamientos S.A.	Naturgy Aprovisionamientos S.A.	2018-189-LNG	Trinidad	Bilbao Knutsen	Ponce, Puerto Rico	2,857,445	\$ 8.65	
5/16/2019	EcoElectrica, L.P.	Engie Gas & LNG LLC	1994-91-LNG	Trinidad	BW GDF Suez Boston	Ponce, Puerto Rico	2,593,799	\$ 6.40	
5/31/2019	Naturgy Aprovisionamientos S.A.	Naturgy Aprovisionamientos S.A.	2018-189-LNG	Trinidad	Castillo De Caldela	Ponce, Puerto Rico	2,651,803	\$ 8.65	
6/13/2019	Naturgy Aprovisionamientos S.A.	Naturgy Aprovisionamientos S.A.	2018-189-LNG	Trinidad	Catalunya Spirit	Ponce, Puerto Rico	2,815,057	\$ 8.68	
6/26/2019	Naturgy Aprovisionamientos S.A.	Naturgy Aprovisionamientos S.A.	2018-189-LNG	Trinidad	Torben Spirit	Ponce, Puerto Rico	2,876,668	\$ 8.68	
7/8/2019	EcoElectrica, L.P.	ENGIE Energy Marketing NA, Inc.	1994-91-LNG	Trinidad	BW GDF Suez Boston	Ponce, Puerto Rico	2,592,864		
7/22/2019	EcoElectrica, L.P.	Naturgy Aprovisionamientos S.A.	1994-91-LNG	Trinidad	Catalunya Spirit	Ponce, Puerto Rico	2,493,817		[S]
8/4/2019	EcoElectrica, L.P.	Engie Gas & LNG LLC	1994-91-LNG	Trinidad	BW GDF Suez Boston	Ponce, Puerto Rico	2,597,145		
8/22/2019	Naturgy Aprovisionamientos S.A.	Naturgy Aprovisionamientos S.A.	2018-189-LNG	Trinidad	Catalunya Spirit	Ponce, Puerto Rico	2,811,874		
9/8/2019	Naturgy Aprovisionamientos S.A.	Naturgy Aprovisionamientos S.A.	2018-189-LNG	Trinidad	Iberica Knutsen	Ponce, Puerto Rico	2,871,521		
9/21/2019	EcoElectrica, L.P.	Suez LNG	1994-91-LNG	Trinidad	BW GDF Suez Boston	Ponce, Puerto Rico	2,627,806		
9/29/2019	Naturgy Aprovisionamientos S.A.	Naturgy Aprovisionamientos S.A.	2018-189-LNG	Trinidad	Iberica Knutsen	Ponce, Puerto Rico	1,429,579		
10/14/2019	EcoElectrica, L.P.	Suez LNG	1994-91-LNG	Trinidad	BW GDF Suez Boston	Ponce, Puerto Rico	2,793,471		
10/28/2019	Naturgy Aprovisionamientos S.A.	Naturgy Aprovisionamientos S.A.	2018-189-LNG	Belgium	Catalunya Spirit	Ponce, Puerto Rico	2,767,834		
11/7/2019	Naturgy Aprovisionamientos S.A.	Naturgy Aprovisionamientos S.A.	2018-189-LNG	Dominican Republic	Castillo de Villalba	Ponce, Puerto Rico	991,074		
11/16/2019	Naturgy Aprovisionamientos S.A.	Naturgy Aprovisionamientos S.A.	2018-189-LNG	Trinidad	Hispania Spirit	Ponce, Puerto Rico	2,903,943		
11/26/2019	Naturgy Aprovisionamientos S.A.	Naturgy Aprovisionamientos S.A.	2018-189-LNG	Trinidad	Castillo de Villalba	Ponce, Puerto Rico	1,877,988		
12/8/2019	EcoElectrica, L.P.	Suez LNG	1994-91-LNG	Trinidad	BW GDF Suez Boston	Ponce, Puerto Rico	2,829,977		
12/23/2019	EcoElectrica, L.P.	Suez LNG	1994-91-LNG	Trinidad	Methane Nile Eagle	Ponce, Puerto Rico	2,893,712		
<b>TOTAL Imports of LNG to Puerto Rico</b>							<b>68,721,584</b>		

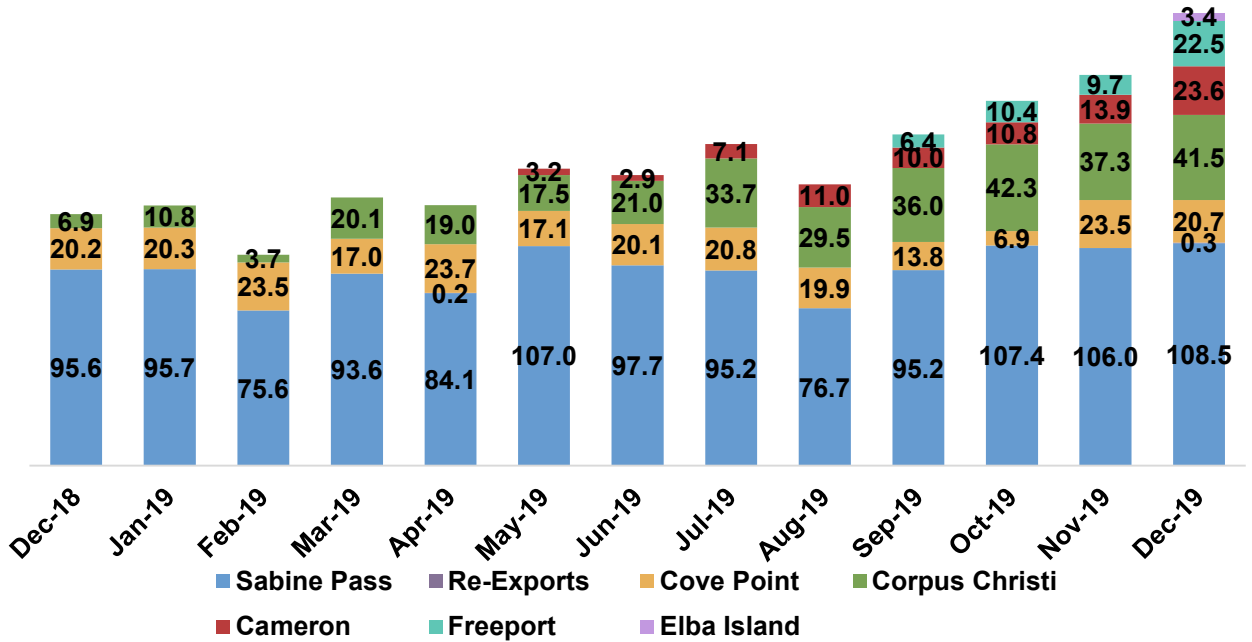
Note: Naturgy Aprovisionamientos S.A. (formerly Gas Natural Aprovisionamientos SDG. S.A.)

[S] Spot cargo - a one-time transaction for near-term delivery of a specific quantity of LNG at a specific location.

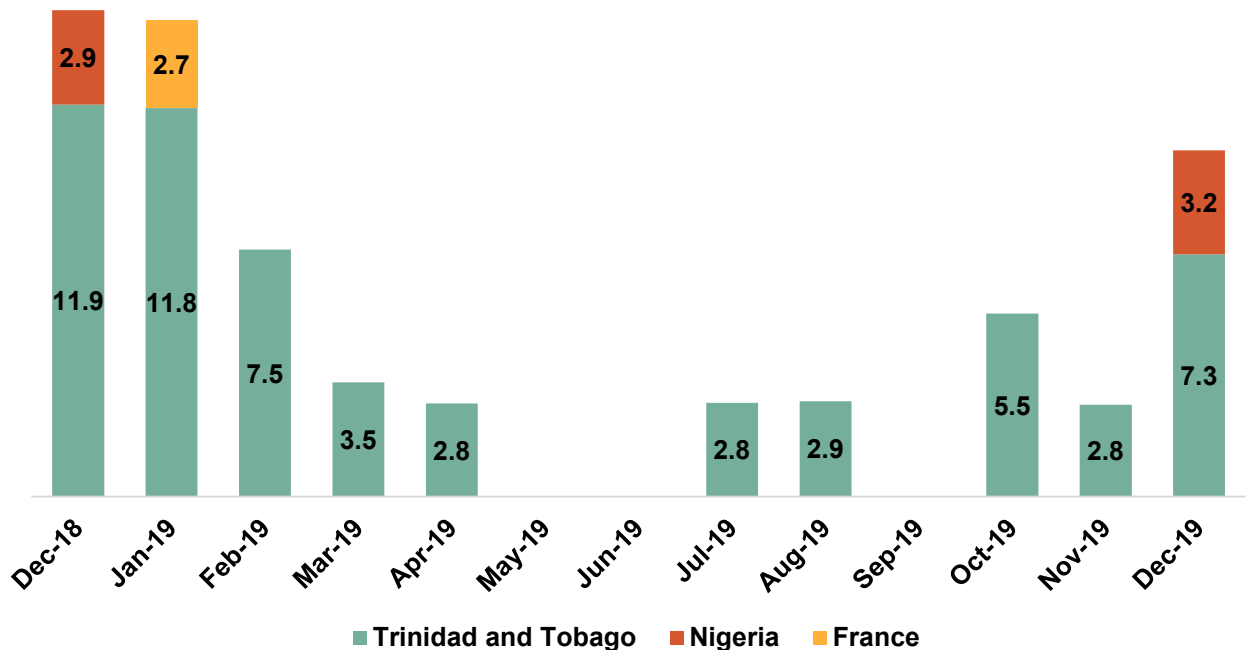
[\*] Split cargo - a single shipment of LNG where portions of the cargo have different transactional characteristics. For instance, a single cargo can have more than one buyer, supplier, price, unloading port, loading port, or DOE authorization.

[E-P] - a portion of this cargo was delivered to Everett, MA on 16 February 2017 and a portion was delivered to Ponce, Puerto Rico on 22 February 2017.

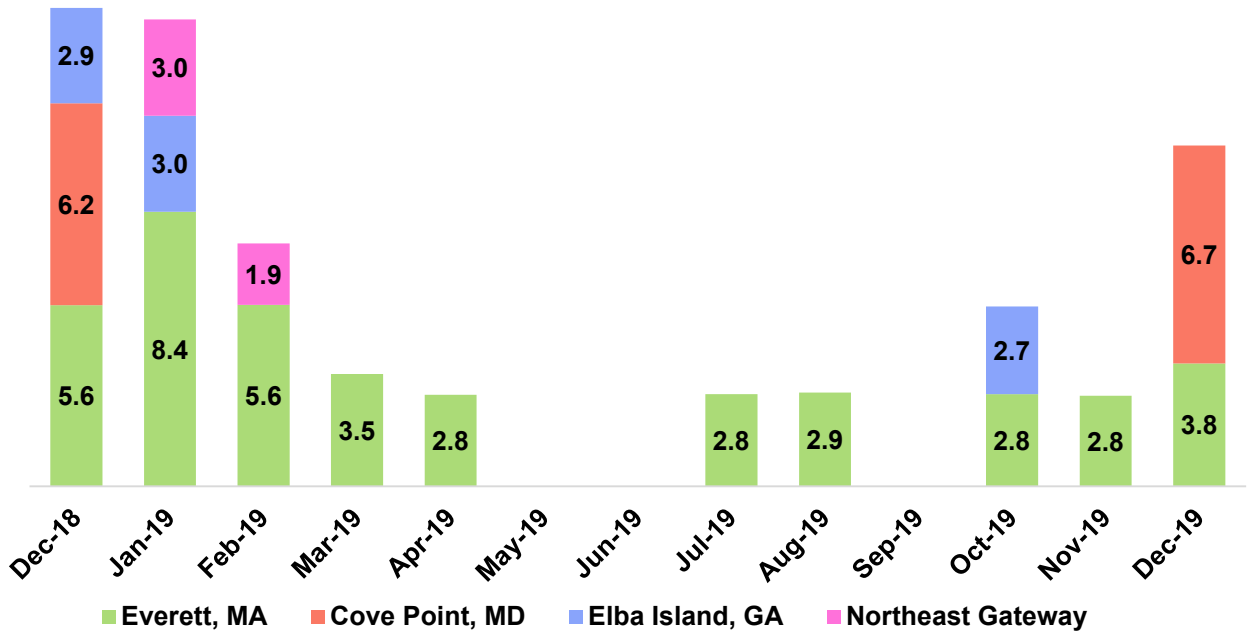
### U.S. LNG by Vessel – Export and Re-Export Volumes (Bcf)



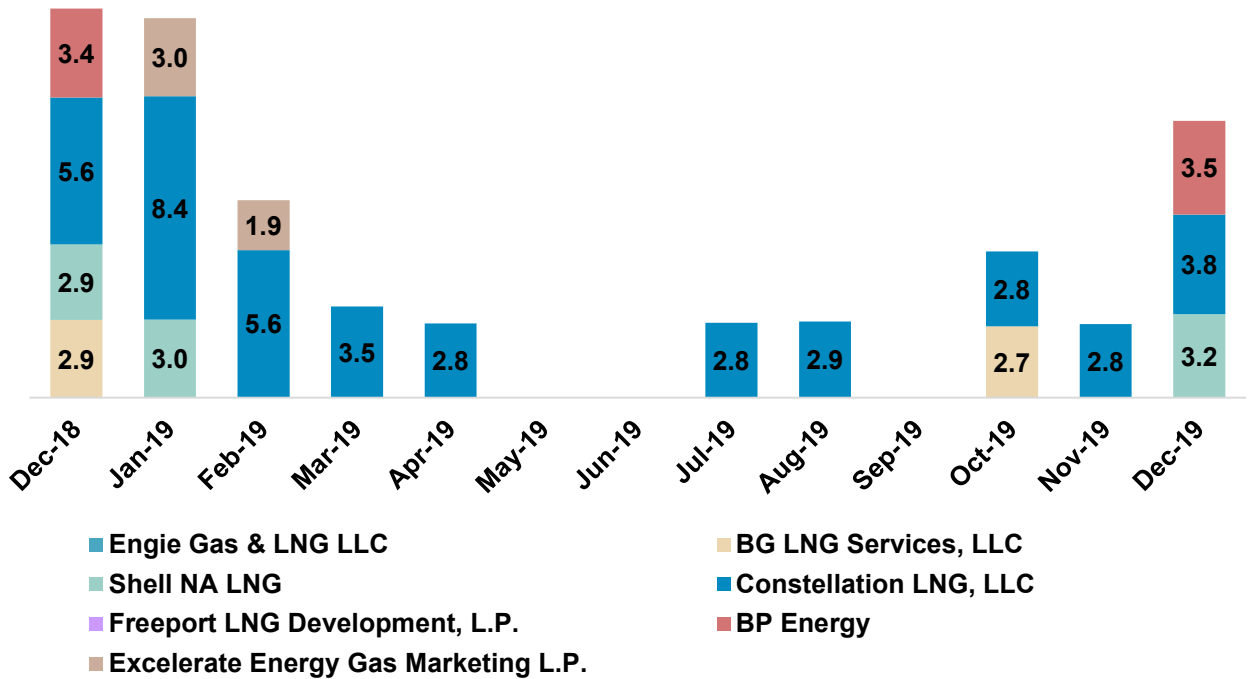
### U.S. LNG Import Volume by Source Country (Bcf)



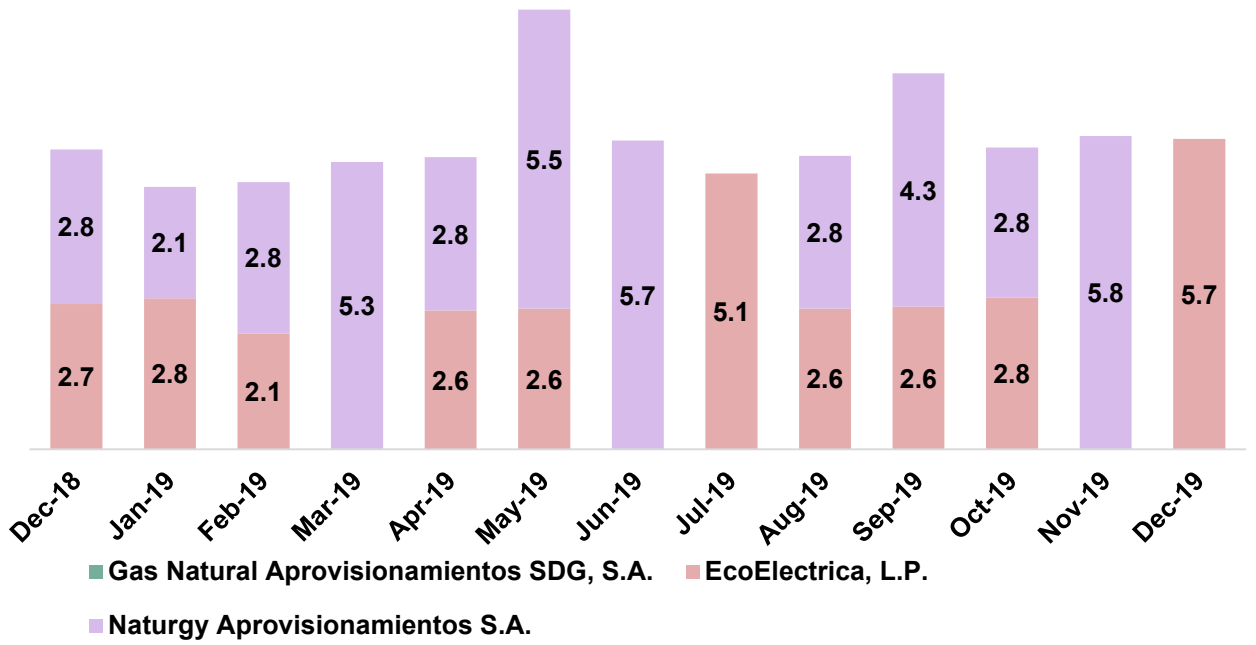
### U.S. LNG Import Volume by Terminal (Bcf)



### U.S. LNG Import Volume by Company (Bcf)



## U.S. LNG Import Volume by Terminal (Bcf)



## NOTES AND DEFINITIONS

- 1) Import prices are landed and include the price of the LNG, the transportation cost to the U.S. terminal, and the cost of offloading the LNG. Landed prices do not include regasification fees.
- 2) The data are provided by importers and exporters as a condition of their authorizations (which are issued by this office). They are reported as filed, after DOE review and any subsequent revisions by importers and exporters.
- 3) Spot cargos [S] are a one-time transaction for near-term delivery of a specific quantity of LNG at a specific location. Prior to 2006, spot cargos could be included in either long-term or short-term authorization types.
- 4) Split cargos [\*] refer to a single shipment of LNG where portions of the cargo have different transactional characteristics. For instance, a single cargo can have more than one buyer, supplier, price, unloading port, loading port, or DOE authorization.
- 5) Commissioning cargos [C] refer to pre-commercial cargos loaded while export facility operations are still undergoing final testing and inspection. Commissioning cargos may occur multiple times for the same facility as individual LNG trains enter service.
- 6) Liquefaction fees [L] - liquefaction fees have been included in the cargo's price. Beginning with July 2019 data, with the exception of some commissioning cargos as indicated in Table 2(a), all export cargo prices at all terminals include liquefaction fees.
- 7) Short-term imports or exports are those cargos imported or exported under a company's short-term or "blanket" authorization. This type of authorization covers supply contracts with terms up to 2 years, including spot cargos. The authorization is not based on a specific supply contract, but covers all of the importer's short-term supply deals. DOE does not have copies of those contracts and they are not filed with the applications.
- 8) Long-term imports or exports are those cargos imported or exported under a company's long-term authorization. This type of authorization is tied to one specific supply contract with a term of more than two years. Redacted copies of the contracts are available on our website (please see below).
- 9) Authorization holders are required to file volume data in thousand cubic feet (Mcf). Therefore, data collected does not necessarily include equivalent amounts of energy, measured in million British thermal units (MMBtu).
- 10) Prices for exports from Kenai, Alaska are "delivered." This is the commodity price plus transportation to the receiving terminal in the destination country.
- 11) Prices for re-exports are the prices at the point of export, also known as FOB (free on board).
- 12) Export prices for cargos made pursuant to long-term SPA's/contracts typically do not include liquefaction fees. Exceptions where liquefaction fees have been included in a cargo's price will be noted with Note [L].

Our web address is: [www.fossil.energy.gov](http://www.fossil.energy.gov)  
Click "Services," then click "Natural Gas Regulation."

