



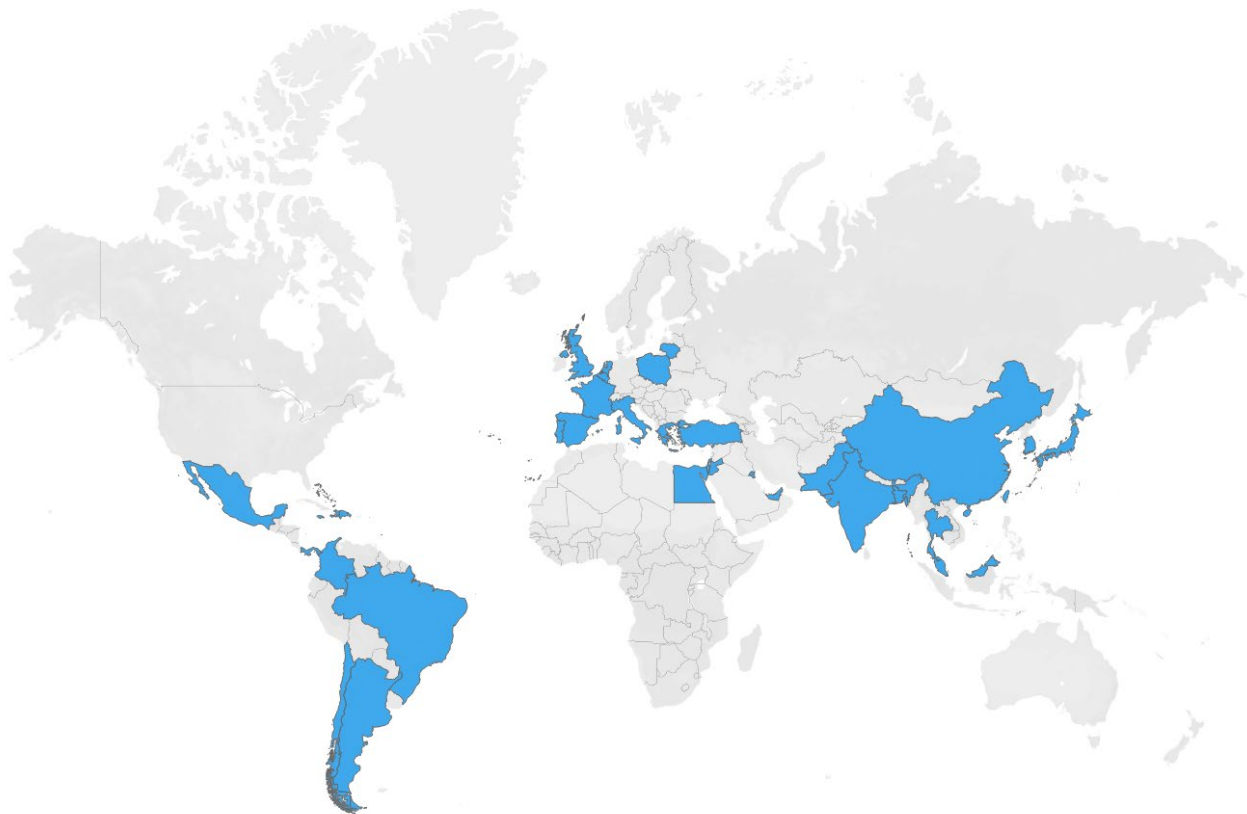
U.S. DEPARTMENT OF
ENERGY

Fossil
Energy

OFFICE OF OIL & NATURAL GAS

LNG Monthly

Published May 2020



Map shows Countries of Destination of Exports of Domestically-Produced LNG
(February 2016 through March 2020)

To be placed on the LNG Monthly email distribution list, please add your contact information here:

https://public.govdelivery.com/accounts/USDOEOFE/subscriber/new?utm_medium=email&utm_source=govdelivery

All other inquiries, please send an email to ngreports@hq.doe.gov.

For electronic version: <https://www.energy.gov/fe/listings/lng-reports>

Table of Contents

Cumulative Map of LNG Exports

| | | |
|----------|---|----|
| 1 | Summary | 1 |
| 1a | Table of Exports of Domestically-Produced LNG Delivered by Region – from February 2016 | 1 |
| 1b | Shipments of Domestically-Produced LNG Delivered by Country – from February 2016..... | 2 |
| 1c | Domestically-Produced LNG Exported by Terminal | 3 |
| 1d | Domestically-Produced LNG Exported by Region..... | 3 |
| 1e | Volumes and Percentages of FTA and nFTA Shipments of Domestically-Produced LNG Delivered..... | 4 |
| 1f | Domestically-Produced LNG Delivered by Export Terminal per month..... | 5 |
| 1g | Vessel-Borne Imports of LNG by Import Terminal per month..... | 6 |
| | (i) Vessel-Borne Imports of LNG to Continental United States..... | 6 |
| | (ii) Vessel-Borne Imports of LNG to Puerto Rico | 7 |
| 1h | Destination of Domestically-Produced LNG Delivered by Country and Region with Trade Agreement Status..... | 8 |
| 2 | LNG Activity | |
| 2a | Shipments of Domestically-Produced LNG Delivered YTD 2020 | |
| | (i) Sabine Pass | 9 |
| | (ii) Cove Point..... | 12 |
| | (iii) Corpus Christi | 13 |
| | (iv) Cameron | 15 |
| | (v) Freeport | 16 |
| | (vi) Elba Island..... | 17 |
| 2b | Shipments of Domestically-Produced LNG Shipped by ISO Container YTD 2020 | 18 |
| 2c | Shipments of LNG Re-Exported YTD 2020..... | 19 |
| 2d | LNG Imports by Country, Receiving Terminal, and Importer | 20 |
| 2e | Shipments of LNG Received YTD 2020..... | 21 |
| 2f | Shipments of LNG Received YTD 2020, Puerto Rico..... | 22 |
| 3 | Graphical Summaries | 23 |
| 4 | Notes and Definitions | 26 |

Office of Fossil Energy

Office of Oil & Natural Gas

Office of Regulation and International Engagement

Division of Natural Gas Regulation

Phone: 202-586-7991

Summary

Overview of Activity for March 2020

- **Top five countries of destination, representing 48.1% of total U.S. LNG exports in March 2020**
 - South Korea (28.1 Bcf), Spain (23.7 Bcf), France (23.5 Bcf), Japan (21.8), and United Kingdom (20.2 Bcf)
- **244.1 Bcf of exports in March 2020**
 - 8.2% increase over February 2020
 - 86.7% more than March 2019
- **75 cargos shipped in March 2020**
 - Sabine Pass (30), Cameron (13), Freeport (13), Corpus Christi (12), Cove Point (7), Elba Island (0)
 - 68 cargos in February 2020
 - 38 cargos in March 2019

1a. Table of Exports of Domestically-Produced LNG Delivered by Region (Cumulative from February 2016 through March 2020)

| Region | Number of Countries Receiving Per Region | Volume Exported (Bcf) | Percentage Receipts of Total Volume Exported (%) | Number of Cargos* |
|-----------------------------------|--|-----------------------|--|-------------------|
| East Asia and Pacific | 7 | 1,587.0 | 35.2% | 462 |
| Europe and Central Asia | 12 | 1,384.5 | 30.7% | 429 |
| Latin America and the Caribbean** | 11 | 1,042.1 | 23.1% | 348 |
| Middle East and North Africa | 5 | 229.3 | 5.1% | 67 |
| South Asia | 3 | 267.0 | 5.9% | 78 |
| Sub-Saharan Africa | 0 | 0.0 | 0.0% | 0 |
| Total LNG Exports | 38 | 4,510.0 | 100.0% | 1,384 |

*Split cargos counted as both individual cargos and countries

**Number of cargos does not include the shipments by ISO container to Barbados and Bahamas

1b. Shipments of Domestically-Produced LNG Delivered – by Country (Cumulative from February 2016 through March 2020)

| Country of Destination | Region | Number of Cargos | Volume (Bcf of Natural Gas) | Percentage of Total U.S LNG Exports (%) |
|--------------------------------|---------------------------------|------------------|-----------------------------|---|
| 1. South Korea* | East Asia and Pacific | 214 | 742.5 | 16.5% |
| 2. Mexico* | Latin America and the Caribbean | 150 | 510.4 | 11.3% |
| 3. Japan* | East Asia and Pacific | 135 | 465.9 | 10.3% |
| 4. Spain* | Europe and Central Asia | 87 | 278.9 | 6.2% |
| 5. United Kingdom | Europe and Central Asia | 77 | 254.8 | 5.6% |
| 6. China | East Asia and Pacific | 69 | 235.7 | 5.2% |
| 7. India* | South Asia | 61 | 210.1 | 4.7% |
| 8. Chile* | Latin America and the Caribbean | 66 | 206.7 | 4.6% |
| 9. France* | Europe and Central Asia | 56 | 186.7 | 4.1% |
| 10. Turkey* | Europe and Central Asia | 45 | 150.3 | 3.3% |
| 11. Brazil* | Latin America and the Caribbean | 53 | 139.9 | 3.1% |
| 12. Netherlands* | Europe and Central Asia | 40 | 131.1 | 2.9% |
| 13. Italy | Europe and Central Asia | 40 | 128.7 | 2.9% |
| 14. Jordan* | Middle East and North Africa | 34 | 117.3 | 2.6% |
| 15. Argentina* | Latin America and the Caribbean | 39 | 99.8 | 2.2% |
| 16. Portugal* | Europe and Central Asia | 30 | 95.3 | 2.1% |
| 17. Taiwan* | East Asia and Pacific | 24 | 76.6 | 1.7% |
| 18. Poland | Europe and Central Asia | 18 | 58.9 | 1.3% |
| 19. Pakistan | South Asia | 15 | 49.8 | 1.1% |
| 20. Kuwait | Middle East and North Africa | 14 | 47.6 | 1.1% |
| 21. Singapore* | East Asia and Pacific | 14 | 45.7 | 1.0% |
| 22. Belgium | Europe and Central Asia | 13 | 44.3 | 1.0% |
| 23. United Arab Emirates | Middle East and North Africa | 12 | 41.0 | 0.9% |
| 24. Greece | Europe and Central Asia | 14 | 38.5 | 0.9% |
| 25. Dominican Republic* | Latin America and the Caribbean | 13 | 30.7 | 0.7% |
| 26. Panama* | Latin America and the Caribbean | 9 | 21.3 | 0.5% |
| 27. Jamaica* | Latin America and the Caribbean | 9 | 19.0 | 0.4% |
| 28. Thailand | East Asia and Pacific | 5 | 17.0 | 0.4% |
| 29. Egypt | Middle East and North Africa | 5 | 16.9 | 0.4% |
| 30. Colombia* | Latin America and the Caribbean | 9 | 13.1 | 0.3% |
| 31. Lithuania | Europe and Central Asia | 3 | 10.3 | 0.2% |
| 32. Bangladesh | South Asia | 2 | 7.1 | 0.2% |
| 33. Malta* | Europe and Central Asia | 6 | 6.9 | 0.2% |
| 34. Israel | Middle East and North Africa | 2 | 6.5 | 0.1% |
| 35. Malaysia | East Asia and Pacific | 1 | 3.7 | 0.1% |
| Total Exports by Vessel | | 1,384 | 4,508.8 | |
| 36. Barbados | Latin America and the Caribbean | 199 | 0.8 | 0.0% |
| 37. Bahamas | Latin America and the Caribbean | 204 | 0.3 | 0.0% |
| 38. Haiti | Latin America and the Caribbean | 21 | 0.1 | 0.0% |
| Jamaica | Latin America and the Caribbean | 1 | 0.0 | 0.0% |
| Total Exports by ISO | | 425 | 1.2 | |
| Total Exports by Vessel | | 1,809 | 4,510.0 | |

Note:

Volume and Number of Cargos are the cumulative totals of each individual Country of Destination by Region starting from February 2016.

Jamaica has received U.S. LNG exports by both vessel and ISO container. The volumes are totaled separately

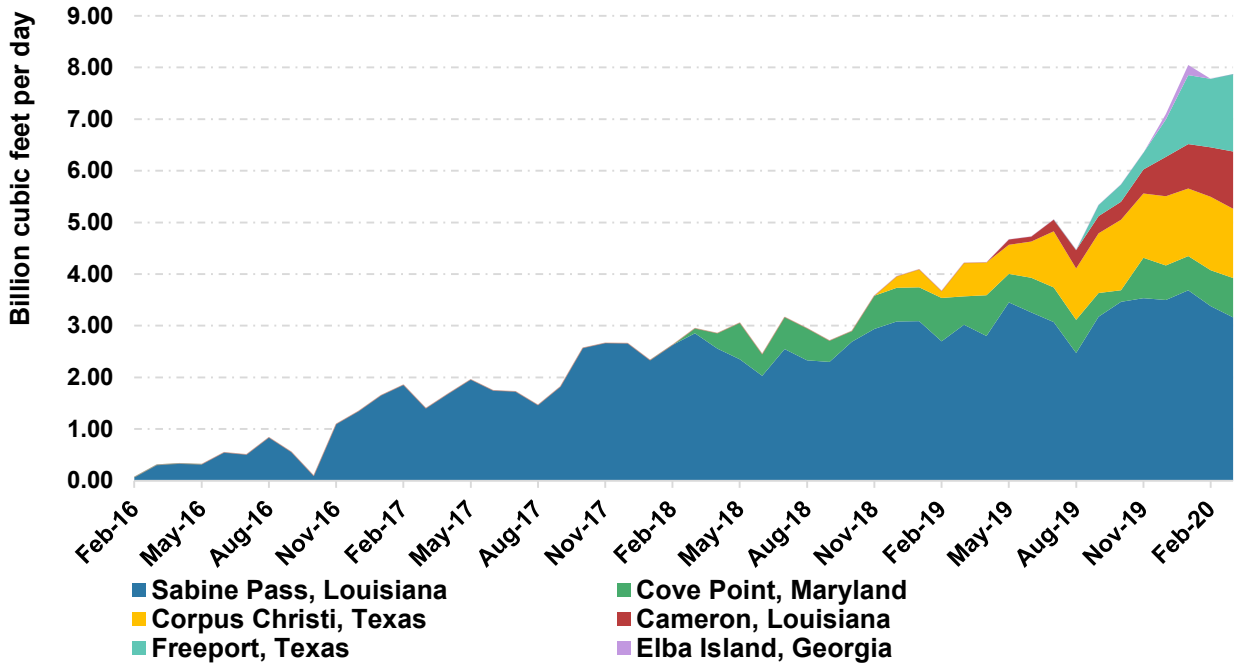
* Split cargos counted as both individual cargos and countries.

Vessel = LNG Exports by Vessel and ISO container = LNG Exports by Vessel in ISO Containers.

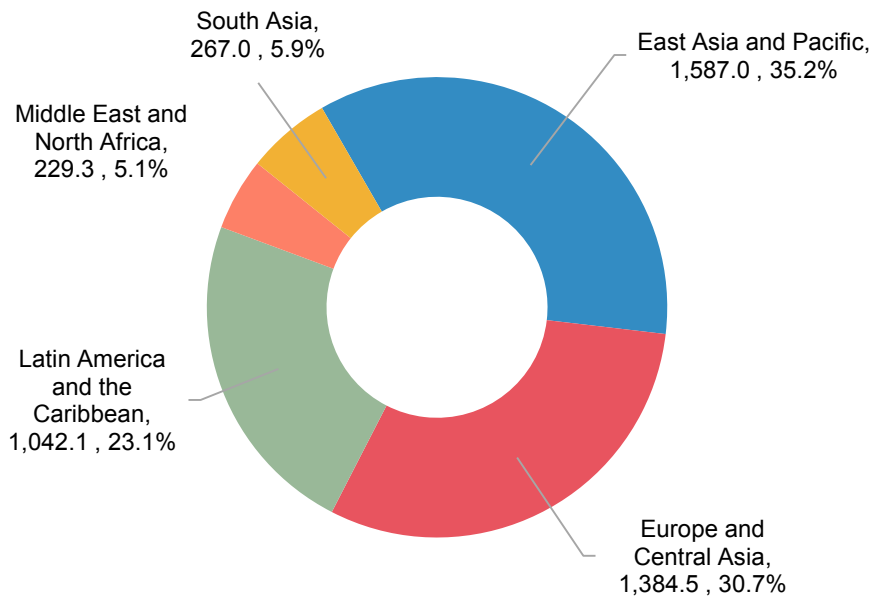
Does not include re-exports of previously-imported LNG. See table 2c for re-exports data.

Totals may not equal sum of components because of independent rounding.

1c. Domestically-Produced LNG Exported by Terminal (February 2016 through March 2020)

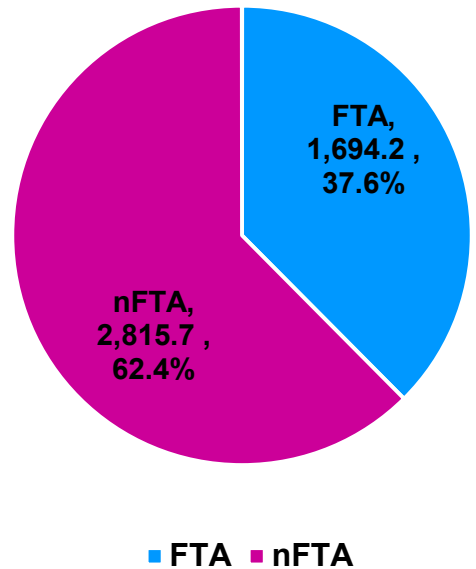


1d. Domestically-Produced LNG Exported by Region (Cumulative from February 2016 through March 2020) (Bcf, %)



1e. Volumes and Percentages of FTA and nFTA Shipments of Domestically-Produced LNG Delivered (Cumulative from February 2016 through March 2020)

| | Volume (Bcf) | Percentage of Total Volume | Number of Countries |
|--------------------------|----------------|----------------------------|---------------------|
| FTA | 1,694.2 | 37.6% | 9 |
| nFTA | 2,815.7 | 62.4% | 29 |
| Total LNG Exports | 4,510.0 | | 38 |



Spot cargos total 440.3 Bcf - or 9.8 percent - of the 4,510.0 Bcf total volume of shipments.

These totals are cumulative starting from February 2016 through March 2020 - a cumulative listing of cargos and regions in Table 1b and a cumulative list of FTAs and nFTAs in Table 1h.

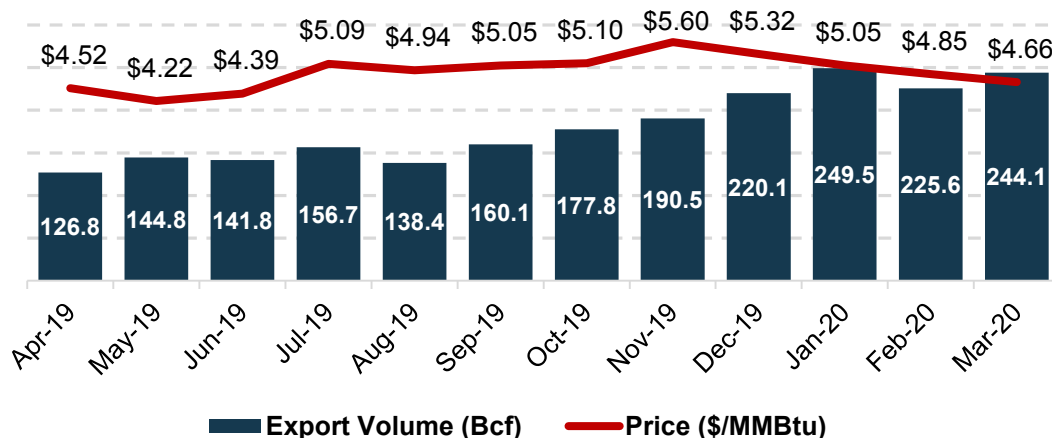
FTA Countries that Require National Treatment for Trade in Natural Gas -As of October 31, 2012, the United States has FTAs that require national treatment for trade in natural gas with Australia, Bahrain, Canada, Chile, Colombia, Dominican Republic, El Salvador, Guatemala, Honduras, Jordan, Mexico, Morocco, Nicaragua, Oman, Panama, Peru, Republic of Korea and Singapore. Panama is the most recent country with which the United States has entered into a FTA that requires national treatment for trade in natural gas, effective October 31, 2012. Not all countries that have a FTA with the United States require national treatment for trade in natural gas (i.e. Costa Rica and Israel). A list of all countries with which the United States has a FTA can be found at: <http://www.ustr.gov/trade-agreements/free-trade-agreements>.

More information can be found on DOE's website - <https://energy.gov/fe/services/natural-gas-regulation/how-obtain-authorization-import-andor-export-natural-gas-and-lng>

Totals may not equal sum of components because of independent rounding.

1f. Domestically-Produced LNG Delivered – Volume (Bcf) and Weighted Average price (\$/MMBtu) by Export Terminal per month

| | Apr-19 | May-19 | Jun-19 | Jul-19 | Aug-19 | Sep-19 | Oct-19 | Nov-19 | Dec-19 | Jan-20 | Feb-20 | Mar-20 | Total |
|--------------------|--------|--------|--------|--------|--------|--------|--------|--------|--------|--------|--------|--------|---------|
| Sabine Pass, LA | 84.1 | 107.0 | 97.7 | 95.2 | 76.7 | 95.2 | 107.4 | 106.0 | 108.5 | 114.3 | 98.0 | 98.0 | 1,188.1 |
| | \$3.99 | \$3.75 | \$4.04 | \$4.93 | \$4.61 | \$5.20 | \$5.22 | \$5.49 | \$5.30 | \$5.03 | \$4.73 | \$4.68 | \$4.77 |
| Cove Point, MD | 23.7 | 17.1 | 20.1 | 20.8 | 19.9 | 13.8 | 6.9 | 23.5 | 20.7 | 20.5 | 20.2 | 23.6 | 230.8 |
| | \$6.87 | \$6.80 | \$6.92 | \$6.66 | \$6.55 | \$5.93 | \$6.54 | \$6.72 | \$6.57 | \$6.60 | \$6.21 | \$6.21 | \$6.57 |
| Corpus Christi, TX | 19.0 | 17.5 | 21.0 | 33.7 | 30.8 | 34.7 | 42.3 | 37.3 | 41.5 | 40.6 | 41.2 | 41.6 | 401.0 |
| | \$3.97 | \$4.03 | \$3.25 | \$4.38 | \$4.33 | \$4.11 | \$4.51 | \$5.45 | \$4.77 | \$4.53 | \$3.57 | \$3.08 | \$4.21 |
| Cameron, LA | - | 3.2 | 2.9 | 7.1 | 11.0 | 10.0 | 10.8 | 13.9 | 23.6 | 26.7 | 27.8 | 34.4 | 171.4 |
| | - | \$7.11 | \$6.83 | \$6.03 | \$6.03 | \$6.99 | \$6.96 | \$6.44 | \$6.35 | \$5.75 | \$5.84 | \$4.98 | \$5.97 |
| Freeport, TX | - | - | - | - | - | 6.4 | 10.4 | 9.7 | 22.5 | 41.4 | 38.5 | 46.5 | 175.4 |
| | - | - | - | - | - | \$3.13 | \$3.27 | \$3.55 | \$4.41 | \$4.75 | \$5.08 | \$5.01 | \$4.62 |
| Elba Island, GA | - | - | - | - | - | - | - | - | 3.3 | 6.1 | - | - | 9.3 |
| | - | - | - | - | - | - | - | - | \$3.77 | \$2.57 | - | - | \$2.99 |
| Total | 126.8 | 144.8 | 141.8 | 156.7 | 138.4 | 160.1 | 177.8 | 190.5 | 220.1 | 249.5 | 225.6 | 244.1 | 2,175.9 |
| | \$4.52 | \$4.22 | \$4.39 | \$5.09 | \$4.94 | \$5.05 | \$5.10 | \$5.60 | \$5.32 | \$5.05 | \$4.85 | \$4.66 | \$4.93 |



Notes:

*Beginning with July 2019 data, with the exception of some commissioning cargoes as indicated in Table 2(a), all average export cargo prices include liquefaction fees.

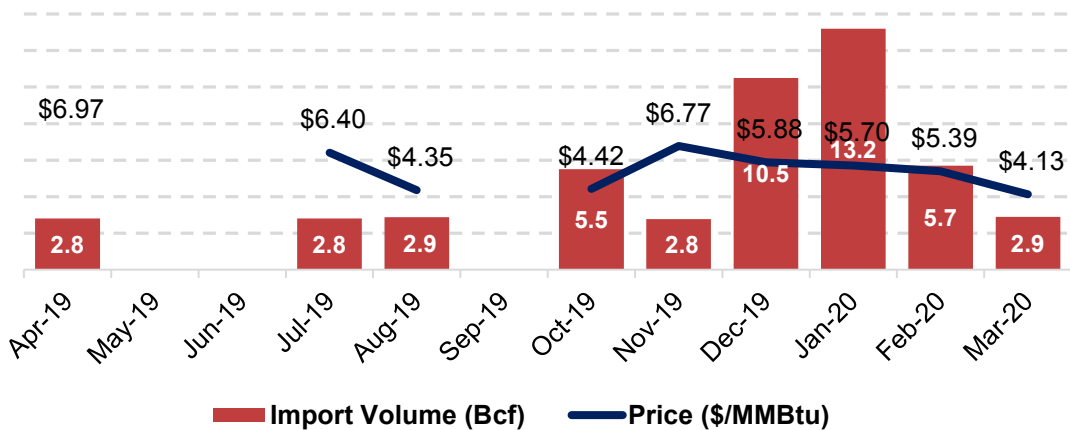
From January to June 2019, some cargoes at Sabine Pass and Corpus Christi do not include liquefaction fees. For further details, please see Tables 2a(i) and 2a(iii).

Does not include re-exports of previously-imported LNG. See table 2c for re-exports data.

Totals may not equal sum of components because of independent rounding.

1g(i). Vessel-Borne Imports of LNG – Volume (Bcf) and Weighted Average price (\$/MMBtu) by Import Terminal per month

| | Apr-19 | May-19 | Jun-19 | Jul-19 | Aug-19 | Sep-19 | Oct-19 | Nov-19 | Dec-19 | Jan-20 | Feb-20 | Mar-20 | Total |
|-----------------------|--------|--------|--------|--------|--------|--------|--------|--------|--------|--------|--------|--------|--------|
| Elba Island, GA | - | - | - | - | - | - | 2.7 | - | - | - | - | - | 2.7 |
| | - | - | - | - | - | - | \$2.17 | - | - | - | - | - | \$2.17 |
| Everett, MA | 2.8 | - | - | 2.8 | 2.9 | - | 2.8 | 2.8 | 3.8 | 7.0 | 5.7 | 2.9 | 30.6 |
| | \$6.97 | - | - | \$6.40 | \$4.35 | - | \$6.56 | \$6.77 | \$6.64 | \$6.13 | \$5.39 | \$4.13 | \$6.47 |
| Northeast Gateway, MA | - | - | - | - | - | - | - | - | - | - | - | - | - |
| | - | - | - | - | - | - | - | - | - | - | - | - | - |
| Cove Point, MD | - | - | - | - | - | - | - | - | 6.7 | 6.2 | - | - | 12.9 |
| | - | - | - | - | - | - | - | - | \$5.46 | \$5.22 | - | - | \$5.34 |
| Total | 2.8 | - | - | 2.8 | 2.9 | - | 5.5 | 2.8 | 10.5 | 13.2 | 5.7 | 2.9 | 49.1 |
| | \$6.97 | - | - | \$6.40 | \$4.35 | - | \$4.42 | \$6.77 | 5.88 | \$5.70 | \$5.39 | \$4.13 | \$5.56 |



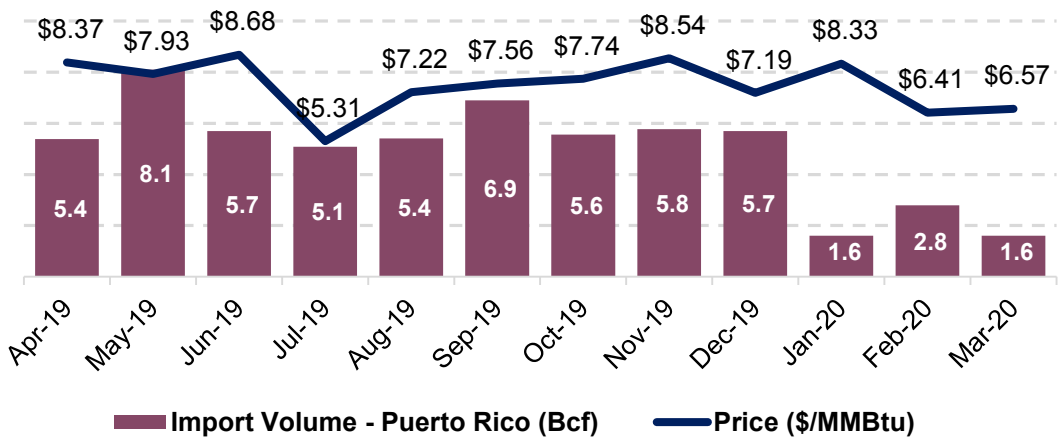
Notes:

Import prices are landed and include the price of the LNG, the transportation cost to the U.S. terminal, and the cost of offloading the LNG. Landed prices do not include regasification fees.

Totals may not equal sum of components because of independent rounding.

1g(ii). Vessel-Borne Imports of LNG to Puerto Rico – Volume (Bcf) and Weighted Average price (\$/MMBtu) per month

| | Apr-19 | May-19 | Jun-19 | Jul-19 | Aug-19 | Sep-19 | Oct-19 | Nov-19 | Dec-19 | Jan-20 | Feb-20 | Mar-20 | Total |
|--------------------|--------|--------|--------|--------|--------|--------|--------|--------|--------|--------|--------|--------|---------------|
| Puerto Rico | 5.4 | 8.1 | 5.7 | 5.1 | 5.4 | 6.9 | 5.6 | 5.8 | 5.7 | 1.6 | 2.8 | 1.6 | 59.7 |
| | \$8.37 | \$7.93 | \$8.68 | \$5.31 | \$7.22 | \$7.56 | \$7.74 | \$8.54 | \$7.19 | \$8.33 | 6.41 | \$6.57 | \$7.58 |



Notes:

Import prices are landed and include the price of the LNG, the transportation cost to the U.S. terminal, and the cost of offloading the LNG. Landed prices do not include regasification fees.

Totals may not equal sum of components because of independent rounding.

1h. Destination of Domestically-Produced LNG Delivered by Country and Region with Trade Agreement Status (February 2016 through March 2020)

| Country of Destination | Region | FTA or nFTA | Type of FTA | Name of FTA |
|------------------------|---------------------------------|-------------|--------------|---|
| Argentina | Latin America and the Caribbean | nFTA | | |
| Bahamas (ISO) | Latin America and the Caribbean | nFTA | | |
| Bangladesh | South Asia | nFTA | | |
| Barbados (ISO) | Latin America and the Caribbean | nFTA | | |
| Belgium | Europe and Central Asia | nFTA | | |
| Brazil | Latin America and the Caribbean | nFTA | | |
| Chile | Latin America and the Caribbean | FTA | Bilateral | United States-Chile Free Trade Agreement |
| China | East Asia and Pacific | nFTA | | |
| Colombia | Latin America and the Caribbean | FTA | Bilateral | United States- Colombia Trade Promotion Agreement |
| Dominican Republic | Latin America and the Caribbean | FTA | Multilateral | CAFTA-DR |
| Egypt | Middle East and North Africa | nFTA | | |
| France | Europe and Central Asia | nFTA | | |
| Greece | Europe and Central Asia | nFTA | | |
| Haiti | Latin America and the Caribbean | nFTA | | |
| India | South Asia | nFTA | | |
| Israel | Middle East and North Africa | FTA | Bilateral | United States-Israel Free Trade Agreement |
| Italy | Europe and Central Asia | nFTA | | |
| Jamaica | Latin America and the Caribbean | nFTA | | |
| Japan | East Asia and Pacific | nFTA | | |
| Jordan | Middle East and North Africa | FTA | Bilateral | United States-Jordan Free Trade Agreement |
| Kuwait | Middle East and North Africa | nFTA | | |
| Lithuania | Europe and Central Asia | nFTA | | |
| Malaysia | East Asia and Pacific | nFTA | | |
| Malta ¹ | Europe and Central Asia | nFTA | | |
| Mexico ² | Latin America and the Caribbean | FTA | Multilateral | NAFTA - North American Free Trade Agreement |
| Netherlands | Europe and Central Asia | nFTA | | |
| Pakistan | South Asia | nFTA | | |
| Panama | Latin America and the Caribbean | FTA | Bilateral | U.S.- Panama Trade Promotion Agreement |
| Poland | Europe and Central Asia | nFTA | | |
| Portugal | Europe and Central Asia | nFTA | | |
| Singapore | East Asia and Pacific | FTA | Bilateral | Singapore FTA |
| South Korea | East Asia and Pacific | FTA | Bilateral | KORUS - U.S.-Korea Free Trade Agreement |
| Spain | Europe and Central Asia | nFTA | | |
| Taiwan | East Asia and Pacific | nFTA | | |
| Thailand | East Asia and Pacific | nFTA | | |
| Turkey | Europe and Central Asia | nFTA | | |
| United Arab Emirates | Middle East and North Africa | nFTA | | |
| United Kingdom | Europe and Central Asia | nFTA | | |

Source: Office of the United States Trade Representative and the World Bank

¹For classification purposes, Malta is included in the Europe and Central Asia region.

²For classification purposes, Mexico is included in the Latin America and the Caribbean region.

VESSEL-BORNE EXPORTS OF DOMESTICALLY-PRODUCED LIQUEFIED NATURAL GAS (LNG)

Table 2a(i)

| Date of Departure | Name of Exporter | Supplier | Docket Number | Docket Term | Country of Destination | Name of Tanker | Departure Terminal | Volume (Mcf of Natural Gas) | Notes |
|-------------------|-------------------------------|-------------------------------|---------------|-------------|------------------------|--------------------------|------------------------|-----------------------------|-------|
| 1/1/2020 | Sabine Pass Liquefaction, LLC | Sabine Pass Liquefaction, LLC | 2010-111-LNG | Long-Term | Turkey | Rias Baixas Knutsen | Sabine Pass, Louisiana | 3,772,695 | |
| 1/2/2020 | Sabine Pass Liquefaction, LLC | Sabine Pass Liquefaction, LLC | 2010-111-LNG | Long-Term | Japan | Marvel Hawk | Sabine Pass, Louisiana | 3,629,444 | |
| 1/3/2020 | Sabine Pass Liquefaction, LLC | Sabine Pass Liquefaction, LLC | 2010-111-LNG | Long-Term | United Kingdom | Gaslog Genoa | Sabine Pass, Louisiana | 3,261,570 | |
| 1/4/2020 | Sabine Pass Liquefaction, LLC | Sabine Pass Liquefaction, LLC | 2010-111-LNG | Long-Term | United Kingdom | Maran Gas Sparta | Sabine Pass, Louisiana | 3,432,111 | |
| 1/4/2020 | Sabine Pass Liquefaction, LLC | Sabine Pass Liquefaction, LLC | 2010-85-LNG | Long-Term | South Korea | Golar Snow | Sabine Pass, Louisiana | 3,265,074 | |
| 1/5/2020 | Sabine Pass Liquefaction, LLC | Sabine Pass Liquefaction, LLC | 2013-121-LNG | Long-Term | South Korea | Seri Balhaf | Sabine Pass, Louisiana | 3,283,515 | |
| 1/6/2020 | Sabine Pass Liquefaction, LLC | Sabine Pass Liquefaction, LLC | 2010-111-LNG | Long-Term | United Kingdom | Hoegh Giant | Sabine Pass, Louisiana | 3,355,999 | |
| 1/7/2020 | Sabine Pass Liquefaction, LLC | Sabine Pass Liquefaction, LLC | 2010-111-LNG | Long-Term | United Kingdom | Maran Gas Alexandria | Sabine Pass, Louisiana | 3,426,065 | |
| 1/8/2020 | Sabine Pass Liquefaction, LLC | Sabine Pass Liquefaction, LLC | 2010-111-LNG | Long-Term | Italy | Neo Energy | Sabine Pass, Louisiana | 3,033,696 | |
| 1/8/2020 | Sabine Pass Liquefaction, LLC | Sabine Pass Liquefaction, LLC | 2010-111-LNG | Long-Term | Turkey | Gaslog Santiago | Sabine Pass, Louisiana | 3,265,292 | |
| 1/9/2020 | Sabine Pass Liquefaction, LLC | Sabine Pass Liquefaction, LLC | 2013-121-LNG | Long-Term | Chile | Castillo De Merida | Sabine Pass, Louisiana | 2,819,594 | [*] |
| 1/9/2020 | Sabine Pass Liquefaction, LLC | Sabine Pass Liquefaction, LLC | 2013-121-LNG | Long-Term | Colombia | Castillo De Merida | Sabine Pass, Louisiana | 524,808 | [*] |
| 1/10/2020 | Sabine Pass Liquefaction, LLC | Sabine Pass Liquefaction, LLC | 2013-30-LNG | Long-Term | Japan | Stena Clear Sky | Sabine Pass, Louisiana | 3,322,205 | |
| 1/11/2020 | Sabine Pass Liquefaction, LLC | Sabine Pass Liquefaction, LLC | 2010-85-LNG | Long-Term | South Korea | SK Audace | Sabine Pass, Louisiana | 3,565,140 | |
| 1/11/2020 | Sabine Pass Liquefaction, LLC | Sabine Pass Liquefaction, LLC | 2013-121-LNG | Long-Term | Taiwan | Cadiz Knutsen | Sabine Pass, Louisiana | 2,940,811 | |
| 1/12/2020 | Sabine Pass Liquefaction, LLC | Sabine Pass Liquefaction, LLC | 2010-85-LNG | Long-Term | South Korea | Gaslog Salem | Sabine Pass, Louisiana | 3,259,499 | |
| 1/13/2020 | Sabine Pass Liquefaction, LLC | Sabine Pass Liquefaction, LLC | 2010-111-LNG | Long-Term | Turkey | Gaslog Glasgow | Sabine Pass, Louisiana | 3,546,951 | |
| 1/16/2020 | Sabine Pass Liquefaction, LLC | Sabine Pass Liquefaction, LLC | 2010-111-LNG | Long-Term | United Kingdom | Maran Gas Apollonia | Sabine Pass, Louisiana | 3,437,984 | |
| 1/17/2020 | Sabine Pass Liquefaction, LLC | Sabine Pass Liquefaction, LLC | 2013-42-LNG | Long-Term | Brazil | Singapore Energy | Sabine Pass, Louisiana | 2,055,661 | [*] |
| 1/17/2020 | Sabine Pass Liquefaction, LLC | Sabine Pass Liquefaction, LLC | 2013-42-LNG | Long-Term | Jamaica | Singapore Energy | Sabine Pass, Louisiana | 869,371 | [*] |
| 1/19/2020 | Sabine Pass Liquefaction, LLC | Sabine Pass Liquefaction, LLC | 2010-85-LNG | Long-Term | South Korea | Marvel Kite | Sabine Pass, Louisiana | 3,713,342 | |
| 1/19/2020 | Sabine Pass Liquefaction, LLC | Sabine Pass Liquefaction, LLC | 2013-42-LNG | Long-Term | Turkey | Ribera del Duero Knutsen | Sabine Pass, Louisiana | 2,879,271 | |
| 1/20/2020 | Sabine Pass Liquefaction, LLC | Sabine Pass Liquefaction, LLC | 2010-85-LNG | Long-Term | Chile | Trinity Arrow | Sabine Pass, Louisiana | 3,267,763 | |
| 1/21/2020 | Sabine Pass Liquefaction, LLC | Sabine Pass Liquefaction, LLC | 2010-111-LNG | Long-Term | Greece | Maran Gas Ulysses | Sabine Pass, Louisiana | 1,621,584 | [*] |
| 1/21/2020 | Sabine Pass Liquefaction, LLC | Sabine Pass Liquefaction, LLC | 2010-111-LNG | Long-Term | Malta | Maran Gas Ulysses | Sabine Pass, Louisiana | 2,077,310 | [*] |
| 1/21/2020 | Sabine Pass Liquefaction, LLC | Sabine Pass Liquefaction, LLC | 2013-30-LNG | Long-Term | South Korea | SK Resolute | Sabine Pass, Louisiana | 3,541,783 | |
| 1/23/2020 | Sabine Pass Liquefaction, LLC | Sabine Pass Liquefaction, LLC | 2010-85-LNG | Long-Term | South Korea | Maran Gas Achilles | Sabine Pass, Louisiana | 3,678,822 | |
| 1/24/2020 | Sabine Pass Liquefaction, LLC | Sabine Pass Liquefaction, LLC | 2010-85-LNG | Long-Term | South Korea | Flex Rainbow | Sabine Pass, Louisiana | 3,265,876 | |
| 1/25/2020 | Sabine Pass Liquefaction, LLC | Sabine Pass Liquefaction, LLC | 2010-111-LNG | Long-Term | Brazil | Clean Ocean | Sabine Pass, Louisiana | 3,168,935 | |
| 1/25/2020 | Sabine Pass Liquefaction, LLC | Sabine Pass Liquefaction, LLC | 2010-85-LNG | Long-Term | South Korea | K Jasmine | Sabine Pass, Louisiana | 3,069,368 | |
| 1/26/2020 | Sabine Pass Liquefaction, LLC | Sabine Pass Liquefaction, LLC | 2010-111-LNG | Long-Term | Turkey | Torben Spirit | Sabine Pass, Louisiana | 3,401,781 | |
| 1/27/2020 | Sabine Pass Liquefaction, LLC | Sabine Pass Liquefaction, LLC | 2010-111-LNG | Long-Term | Japan | Marvel Falcon | Sabine Pass, Louisiana | 3,687,404 | |
| 1/28/2020 | Sabine Pass Liquefaction, LLC | Sabine Pass Liquefaction, LLC | 2010-111-LNG | Long-Term | Bangladesh | Magdala | Sabine Pass, Louisiana | 3,640,489 | |
| 1/29/2020 | Sabine Pass Liquefaction, LLC | Sabine Pass Liquefaction, LLC | 2010-85-LNG | Long-Term | Mexico | Methane Lydon Volney | Sabine Pass, Louisiana | 3,074,570 | |
| 1/30/2020 | Sabine Pass Liquefaction, LLC | Sabine Pass Liquefaction, LLC | 2010-111-LNG | Long-Term | Greece | Gaslog Gibraltar | Sabine Pass, Louisiana | 3,691,060 | |
| 1/31/2020 | Sabine Pass Liquefaction, LLC | Sabine Pass Liquefaction, LLC | 2010-111-LNG | Long-Term | Taiwan | Iberica Knutsen | Sabine Pass, Louisiana | 2,741,785 | |
| 1/31/2020 | Sabine Pass Liquefaction, LLC | Sabine Pass Liquefaction, LLC | 2010-85-LNG | Long-Term | South Korea | SM Seahawk | Sabine Pass, Louisiana | 3,694,088 | |
| 2/1/2020 | Sabine Pass Liquefaction, LLC | Sabine Pass Liquefaction, LLC | 2010-111-LNG | Long-Term | Spain | Rioja Knutsen | Sabine Pass, Louisiana | 3,387,101 | |
| 2/2/2020 | Sabine Pass Liquefaction, LLC | Sabine Pass Liquefaction, LLC | 2010-111-LNG | Long-Term | Netherlands | Cool Explorer | Sabine Pass, Louisiana | 3,413,241 | |
| 2/3/2020 | Sabine Pass Liquefaction, LLC | Sabine Pass Liquefaction, LLC | 2010-111-LNG | Long-Term | Italy | Maran Gas Delphi | Sabine Pass, Louisiana | 3,343,363 | |
| 2/4/2020 | Sabine Pass Liquefaction, LLC | Sabine Pass Liquefaction, LLC | 2010-111-LNG | Long-Term | France | Gaslog Genoa | Sabine Pass, Louisiana | 3,692,382 | |
| 2/5/2020 | Sabine Pass Liquefaction, LLC | Sabine Pass Liquefaction, LLC | 2013-30-LNG | Long-Term | Chile | Gaslog Hong Kong | Sabine Pass, Louisiana | 3,510,834 | |
| 2/6/2020 | Sabine Pass Liquefaction, LLC | Sabine Pass Liquefaction, LLC | 2010-111-LNG | Long-Term | United Kingdom | Madrid Spirit | Sabine Pass, Louisiana | 1,910,473 | |
| 2/6/2020 | Sabine Pass Liquefaction, LLC | Sabine Pass Liquefaction, LLC | 2010-85-LNG | Long-Term | Colombia | Madrid Spirit | Sabine Pass, Louisiana | 1,003,239 | |
| 2/7/2020 | Sabine Pass Liquefaction, LLC | Sabine Pass Liquefaction, LLC | 2010-85-LNG | Long-Term | South Korea | Hyundai Princepia | Sabine Pass, Louisiana | 3,694,149 | |

[S] Spot – a one-time transaction for near-term delivery of a specific quantity of LNG at a specific location. Prior to 2006, spot cargos could be included in either long-term or short-term authorized types.

[*] Split cargo – a single shipment of LNG where portions of the cargo have different transactional characteristics. For instance, a single cargo can have more than one buyer, supplier, price, unloading port, loading port, or DOE authorization.

[C] Commissioning cargo – pre-commercial cargo loaded while export facility operations are still undergoing final testing and inspection. Commissioning cargos may occur multiple times for the same facility as individual LNG trains enter service.

[L] Liquefaction fees – liquefaction fees have been included in the cargo's price. Beginning with data for July 2019, all cargo prices include liquefaction fees, which include the full contract sales price under the relevant FOB LNG sale and purchase agreements. See Table 1(f) for a summary price per export facility per month.

Countries of destination are current as of publication date. Any updates to countries of destination reported will be published in the next scheduled *LNG Monthly*.

VESSEL-BORNE EXPORTS OF DOMESTICALLY-PRODUCED LIQUEFIED NATURAL GAS (LNG)

Table 2a(i)

| Date of Departure | Name of Exporter | Supplier | Docket Number | Docket Term | Country of Destination | Name of Tanker | Departure Terminal | Volume (Mcf of Natural Gas) | Notes |
|-------------------|-------------------------------|-------------------------------|---------------|-------------|------------------------|--------------------------|------------------------|-----------------------------|-------|
| 2/8/2020 | Sabine Pass Liquefaction, LLC | Sabine Pass Liquefaction, LLC | 2010-85-LNG | Long-Term | Chile | Pan Europe | Sabine Pass, Louisiana | 3,661,964 | |
| 2/9/2020 | Sabine Pass Liquefaction, LLC | Sabine Pass Liquefaction, LLC | 2010-111-LNG | Long-Term | Turkey | Castillo De Merida | Sabine Pass, Louisiana | 3,697,236 | |
| 2/10/2020 | Sabine Pass Liquefaction, LLC | Sabine Pass Liquefaction, LLC | 2010-111-LNG | Long-Term | Italy | Exemplar | Sabine Pass, Louisiana | 3,198,275 | |
| 2/12/2020 | Sabine Pass Liquefaction, LLC | Sabine Pass Liquefaction, LLC | 2010-111-LNG | Long-Term | Netherlands | Oak Spirit | Sabine Pass, Louisiana | 3,693,185 | |
| 2/13/2020 | Sabine Pass Liquefaction, LLC | Sabine Pass Liquefaction, LLC | 2010-85-LNG | Long-Term | Mexico | Neo Energy | Sabine Pass, Louisiana | 3,167,226 | |
| 2/14/2020 | Sabine Pass Liquefaction, LLC | Sabine Pass Liquefaction, LLC | 2013-30-LNG | Long-Term | Turkey | British Sapphire | Sabine Pass, Louisiana | 3,280,994 | |
| 2/14/2020 | Sabine Pass Liquefaction, LLC | Sabine Pass Liquefaction, LLC | 2013-42-LNG | Long-Term | Brazil | Gaslog Skagen | Sabine Pass, Louisiana | 3,305,296 | |
| 2/15/2020 | Sabine Pass Liquefaction, LLC | Sabine Pass Liquefaction, LLC | 2010-111-LNG | Long-Term | Belgium | Gaslog Santiago | Sabine Pass, Louisiana | 3,302,036 | |
| 2/16/2020 | Sabine Pass Liquefaction, LLC | Sabine Pass Liquefaction, LLC | 2010-111-LNG | Long-Term | France | Maran Gas Hector | Sabine Pass, Louisiana | 3,501,850 | |
| 2/16/2020 | Sabine Pass Liquefaction, LLC | Sabine Pass Liquefaction, LLC | 2010-111-LNG | Long-Term | Portugal | Catalunya Spirit | Sabine Pass, Louisiana | 2,936,902 | |
| 2/19/2020 | Sabine Pass Liquefaction, LLC | Sabine Pass Liquefaction, LLC | 2010-111-LNG | Long-Term | Taiwan | Rias Baixas Knutsen | Sabine Pass, Louisiana | 3,794,682 | |
| 2/20/2020 | Sabine Pass Liquefaction, LLC | Sabine Pass Liquefaction, LLC | 2010-85-LNG | Long-Term | South Korea | SM Eagle | Sabine Pass, Louisiana | 3,683,174 | |
| 2/20/2020 | Sabine Pass Liquefaction, LLC | Sabine Pass Liquefaction, LLC | 2010-85-LNG | Long-Term | South Korea | Hyundai Peacepia | Sabine Pass, Louisiana | 3,693,305 | |
| 2/21/2020 | Sabine Pass Liquefaction, LLC | Sabine Pass Liquefaction, LLC | 2013-42-LNG | Long-Term | Jamaica | Maran Gas Mystras | Sabine Pass, Louisiana | 2,913,560 | |
| 2/23/2020 | Sabine Pass Liquefaction, LLC | Sabine Pass Liquefaction, LLC | 2010-111-LNG | Long-Term | Belgium | Clean Ocean | Sabine Pass, Louisiana | 3,157,138 | |
| 2/23/2020 | Sabine Pass Liquefaction, LLC | Sabine Pass Liquefaction, LLC | 2010-111-LNG | Long-Term | United Kingdom | Gaslog Shanghai | Sabine Pass, Louisiana | 3,294,034 | |
| 2/24/2020 | Sabine Pass Liquefaction, LLC | Sabine Pass Liquefaction, LLC | 2010-85-LNG | Long-Term | Chile | Methane Becki Anne | Sabine Pass, Louisiana | 3,557,833 | |
| 2/25/2020 | Sabine Pass Liquefaction, LLC | Sabine Pass Liquefaction, LLC | 2010-111-LNG | Long-Term | United Kingdom | K Mugungwha | Sabine Pass, Louisiana | 3,220,834 | |
| 2/27/2020 | Sabine Pass Liquefaction, LLC | Sabine Pass Liquefaction, LLC | 2010-111-LNG | Long-Term | Italy | Golar Crystal | Sabine Pass, Louisiana | 3,383,767 | |
| 2/27/2020 | Sabine Pass Liquefaction, LLC | Sabine Pass Liquefaction, LLC | 2010-111-LNG | Long-Term | Portugal | Ribera del Duero Knutsen | Sabine Pass, Louisiana | 3,249,946 | |
| 2/28/2020 | Sabine Pass Liquefaction, LLC | Sabine Pass Liquefaction, LLC | 2013-30-LNG | Long-Term | Thailand | BW GDF Suez Brussels | Sabine Pass, Louisiana | 3,434,629 | |
| 2/29/2020 | Sabine Pass Liquefaction, LLC | Sabine Pass Liquefaction, LLC | 2010-111-LNG | Long-Term | United Kingdom | Castillo de Villalba | Sabine Pass, Louisiana | 2,925,102 | |
| 3/1/2020 | Sabine Pass Liquefaction, LLC | Sabine Pass Liquefaction, LLC | 2010-85-LNG | Long-Term | Singapore | Maran Gas Ulysses | Sabine Pass, Louisiana | 3,615,080 | |
| 3/1/2020 | Sabine Pass Liquefaction, LLC | Sabine Pass Liquefaction, LLC | 2013-42-LNG | Long-Term | Spain | Gaslog Saratoga | Sabine Pass, Louisiana | 3,059,451 | |
| 3/2/2020 | Sabine Pass Liquefaction, LLC | Sabine Pass Liquefaction, LLC | 2010-111-LNG | Long-Term | India | Rioja Knutsen | Sabine Pass, Louisiana | 3,693,861 | |
| 3/5/2020 | Sabine Pass Liquefaction, LLC | Sabine Pass Liquefaction, LLC | 2010-111-LNG | Long-Term | United Kingdom | Golar Snow | Sabine Pass, Louisiana | 3,273,586 | |
| 3/6/2020 | Sabine Pass Liquefaction, LLC | Sabine Pass Liquefaction, LLC | 2010-85-LNG | Long-Term | South Korea | Maran Gas Agamemnon | Sabine Pass, Louisiana | 3,600,653 | |
| 3/6/2020 | Sabine Pass Liquefaction, LLC | Sabine Pass Liquefaction, LLC | 2013-30-LNG | Long-Term | Turkey | Golar Seal | Sabine Pass, Louisiana | 3,307,537 | |
| 3/7/2020 | Sabine Pass Liquefaction, LLC | Sabine Pass Liquefaction, LLC | 2010-111-LNG | Long-Term | Netherlands | Maria Energy | Sabine Pass, Louisiana | 3,585,839 | |
| 3/8/2020 | Sabine Pass Liquefaction, LLC | Sabine Pass Liquefaction, LLC | 2010-85-LNG | Long-Term | Chile | Castillo De Caldelas | Sabine Pass, Louisiana | 3,215,774 | |
| 3/9/2020 | Sabine Pass Liquefaction, LLC | Sabine Pass Liquefaction, LLC | 2010-111-LNG | Long-Term | France | Methane Lydon Volney | Sabine Pass, Louisiana | 2,903,479 | |
| 3/11/2020 | Sabine Pass Liquefaction, LLC | Sabine Pass Liquefaction, LLC | 2010-85-LNG | Long-Term | Mexico | Meridian Spirit | Sabine Pass, Louisiana | 3,418,444 | |
| 3/15/2020 | Sabine Pass Liquefaction, LLC | Sabine Pass Liquefaction, LLC | 2013-42-LNG | Long-Term | Brazil | Gaslog Skagen | Sabine Pass, Louisiana | 3,297,409 | |
| 3/16/2020 | Sabine Pass Liquefaction, LLC | Sabine Pass Liquefaction, LLC | 2010-111-LNG | Long-Term | Brazil | Castillo De Merida | Sabine Pass, Louisiana | 3,593,276 | |
| 3/18/2020 | Sabine Pass Liquefaction, LLC | Sabine Pass Liquefaction, LLC | 2010-111-LNG | Long-Term | France | Cool Runner | Sabine Pass, Louisiana | 3,389,949 | |
| 3/18/2020 | Sabine Pass Liquefaction, LLC | Sabine Pass Liquefaction, LLC | 2010-85-LNG | Long-Term | Singapore | Gaslog Genoa | Sabine Pass, Louisiana | 3,696,882 | |
| 3/20/2020 | Sabine Pass Liquefaction, LLC | Sabine Pass Liquefaction, LLC | 2010-111-LNG | Long-Term | Greece | Maran Gas Hector | Sabine Pass, Louisiana | 2,540,017 | [*] |
| 3/20/2020 | Sabine Pass Liquefaction, LLC | Sabine Pass Liquefaction, LLC | 2010-85-LNG | Long-Term | Panama | Maran Gas Hector | Sabine Pass, Louisiana | 905,993 | [*] |
| 3/21/2020 | Sabine Pass Liquefaction, LLC | Sabine Pass Liquefaction, LLC | 2013-30-LNG | Long-Term | Netherlands | Gaslog Hong Kong | Sabine Pass, Louisiana | 3,443,807 | |
| 3/22/2020 | Sabine Pass Liquefaction, LLC | Sabine Pass Liquefaction, LLC | 2010-85-LNG | Long-Term | South Korea | Golar Ice | Sabine Pass, Louisiana | 3,247,240 | |
| 3/23/2020 | Sabine Pass Liquefaction, LLC | Sabine Pass Liquefaction, LLC | 2010-111-LNG | Long-Term | Spain | Neo Energy | Sabine Pass, Louisiana | 3,145,727 | |
| 3/23/2020 | Sabine Pass Liquefaction, LLC | Sabine Pass Liquefaction, LLC | 2010-111-LNG | Long-Term | United Kingdom | BW Lilac | Sabine Pass, Louisiana | 3,584,689 | |
| 3/24/2020 | Sabine Pass Liquefaction, LLC | Sabine Pass Liquefaction, LLC | 2010-85-LNG | Long-Term | South Korea | K Jasmine | Sabine Pass, Louisiana | 3,070,395 | |
| 3/25/2020 | Sabine Pass Liquefaction, LLC | Sabine Pass Liquefaction, LLC | 2013-42-LNG | Long-Term | United Kingdom | Maran Gas Mystras | Sabine Pass, Louisiana | 2,908,458 | |
| 3/26/2020 | Sabine Pass Liquefaction, LLC | Sabine Pass Liquefaction, LLC | 2010-111-LNG | Long-Term | China | Cool Explorer | Sabine Pass, Louisiana | 3,408,332 | |

[S] Spot – a one-time transaction for near-term delivery of a specific quantity of LNG at a specific location. Prior to 2006, spot cargos could be included in either long-term or short-term authorized types.

[*] Split cargo – a single shipment of LNG where portions of the cargo have different transactional characteristics. For instance, a single cargo can have more than one buyer, supplier, price, unloading port, loading port, or DOE authorization.

[C] Commissioning cargo – pre-commercial cargo loaded while export facility operations are still undergoing final testing and inspection. Commissioning cargos may occur multiple times for the same facility as individual LNG trains enter service.

[L] Liquefaction fees – liquefaction fees have been included in the cargo's price. Beginning with data for July 2019, all cargo prices include liquefaction fees, which include the full contract sales price under the relevant FOB LNG sale and purchase agreements. See Table 1(f) for a summary price per export facility per month.

Countries of destination are current as of publication date. Any updates to countries of destination reported will be published in the next scheduled *LNG Monthly*.

VESSEL-BORNE EXPORTS OF DOMESTICALLY-PRODUCED LIQUEFIED NATURAL GAS (LNG)

Table 2a(i)

| Date of Departure | Name of Exporter | Supplier | Docket Number | Docket Term | Country of Destination | Name of Tanker | Departure Terminal | Volume (Mcf of Natural Gas) | Notes |
|--|-------------------------------|-------------------------------|---------------|-------------|------------------------|------------------|------------------------|-----------------------------|-------|
| 3/27/2020 | Sabine Pass Liquefaction, LLC | Sabine Pass Liquefaction, LLC | 2010-111-LNG | Long-Term | China | Hoegh Giant | Sabine Pass, Louisiana | 3,488,317 | |
| 3/27/2020 | Sabine Pass Liquefaction, LLC | Sabine Pass Liquefaction, LLC | 2010-111-LNG | Long-Term | United Kingdom | K Mugungwha | Sabine Pass, Louisiana | 3,218,526 | |
| 3/28/2020 | Sabine Pass Liquefaction, LLC | Sabine Pass Liquefaction, LLC | 2010-85-LNG | Long-Term | Mexico | Gaslog Gibraltar | Sabine Pass, Louisiana | 3,618,861 | |
| 3/28/2020 | Sabine Pass Liquefaction, LLC | Sabine Pass Liquefaction, LLC | 2013-30-LNG | Long-Term | Turkey | Exemplar | Sabine Pass, Louisiana | 3,181,703 | |
| 3/29/2020 | Sabine Pass Liquefaction, LLC | Sabine Pass Liquefaction, LLC | 2010-85-LNG | Long-Term | South Korea | SM Seahawk | Sabine Pass, Louisiana | 3,681,092 | |
| 3/30/2020 | Sabine Pass Liquefaction, LLC | Sabine Pass Liquefaction, LLC | 2010-111-LNG | Long-Term | India | British Diamond | Sabine Pass, Louisiana | 3,249,912 | |
| 3/31/2020 | Sabine Pass Liquefaction, LLC | Sabine Pass Liquefaction, LLC | 2010-111-LNG | Long-Term | Japan | Maran Gas Hydra | Sabine Pass, Louisiana | 3,676,216 | |
| TOTAL Exports of LNG from Sabine Pass | | | | | | | | 310,310,971 | |

[S] **Spot** – a one-time transaction for near-term delivery of a specific quantity of LNG at a specific location. Prior to 2006, spot cargos could be included in either long-term or short-term authorized types.

[*] **Split cargo** – a single shipment of LNG where portions of the cargo have different transactional characteristics. For instance, a single cargo can have more than one buyer, supplier, price, unloading port, loading port, or DOE authorization.

[C] **Commissioning cargo** – pre-commercial cargo loaded while export facility operations are still undergoing final testing and inspection. Commissioning cargos may occur multiple times for the same facility as individual LNG trains enter service.

[L] **Liquefaction fees** – liquefaction fees have been included in the cargo's price. Beginning with data for July 2019, all cargo prices include liquefaction fees, which include the full contract sales price under the relevant FOB LNG sale and purchase agreements. See Table 1(f) for a summary price per export facility per month.

Countries of destination are current as of publication date. Any updates to countries of destination reported will be published in the next scheduled *LNG Monthly*.

VESSEL-BORNE EXPORTS OF DOMESTICALLY-PRODUCED LIQUEFIED NATURAL GAS (LNG)

Table 2a(ii)

| Date of Departure | Name of Exporter | Supplier | Docket Number | Docket Term | Country of Destination | Name of Tanker | Departure Terminal | Volume (Mcf of Natural Gas) | Notes |
|---|------------------------------------|---------------------------|---------------|-------------|------------------------|---------------------|----------------------|-----------------------------|-------|
| 1/4/2020 | Dominion Energy Cove Point LNG, LP | GAIL Global (USA) LNG LLC | 2011-128-LNG | Long-Term | Spain | British Listener | Cove Point, Maryland | 3,402,214 | |
| 1/8/2020 | Dominion Energy Cove Point LNG, LP | ST Cove Point LLC | 2011-128-LNG | Long-Term | Greece | Golar Seal | Cove Point, Maryland | 3,222,045 | |
| 1/14/2020 | Dominion Energy Cove Point LNG, LP | GAIL Global (USA) LNG LLC | 2011-128-LNG | Long-Term | Malta | British Mentor | Cove Point, Maryland | 522,382 | [*] |
| 1/14/2020 | Dominion Energy Cove Point LNG, LP | GAIL Global (USA) LNG LLC | 2011-128-LNG | Long-Term | Turkey | British Mentor | Cove Point, Maryland | 2,817,572 | [*] |
| 1/17/2020 | Dominion Energy Cove Point LNG, LP | ST Cove Point LLC | 2011-128-LNG | Long-Term | Japan | Energy Liberty | Cove Point, Maryland | 3,459,463 | |
| 1/25/2020 | Dominion Energy Cove Point LNG, LP | GAIL Global (USA) LNG LLC | 2011-128-LNG | Long-Term | Spain | Golar Frost | Cove Point, Maryland | 3,379,780 | |
| 1/27/2020 | Dominion Energy Cove Point LNG, LP | ST Cove Point LLC | 2011-128-LNG | Long-Term | Japan | LNG Sakura | Cove Point, Maryland | 3,721,100 | |
| 2/4/2020 | Dominion Energy Cove Point LNG, LP | GAIL Global (USA) LNG LLC | 2011-128-LNG | Long-Term | France | Meridian Spirit | Cove Point, Maryland | 3,199,490 | |
| 2/8/2020 | Dominion Energy Cove Point LNG, LP | ST Cove Point LLC | 2011-128-LNG | Long-Term | Turkey | Cool Runner | Cove Point, Maryland | 3,309,023 | |
| 2/12/2020 | Dominion Energy Cove Point LNG, LP | GAIL Global (USA) LNG LLC | 2011-128-LNG | Long-Term | Poland | Maran Gas Apollonia | Cove Point, Maryland | 3,374,562 | |
| 2/18/2020 | Dominion Energy Cove Point LNG, LP | ST Cove Point LLC | 2011-128-LNG | Long-Term | United Kingdom | Energy Universe | Cove Point, Maryland | 3,462,676 | |
| 2/21/2020 | Dominion Energy Cove Point LNG, LP | GAIL Global (USA) LNG LLC | 2011-128-LNG | Long-Term | Malta | British Mentor | Cove Point, Maryland | 47,994 | [*] |
| 2/21/2020 | Dominion Energy Cove Point LNG, LP | GAIL Global (USA) LNG LLC | 2011-128-LNG | Long-Term | Turkey | British Mentor | Cove Point, Maryland | 3,295,358 | [*] |
| 2/27/2020 | Dominion Energy Cove Point LNG, LP | ST Cove Point LLC | 2011-128-LNG | Long-Term | Japan | Energy Innovator | Cove Point, Maryland | 3,473,276 | |
| 3/1/2020 | Dominion Energy Cove Point LNG, LP | GAIL Global (USA) LNG LLC | 2011-128-LNG | Long-Term | France | BW Pavilion Vanda | Cove Point, Maryland | 3,385,974 | |
| 3/8/2020 | Dominion Energy Cove Point LNG, LP | ST Cove Point LLC | 2011-128-LNG | Long-Term | Italy | LNG Alliance | Cove Point, Maryland | 3,178,969 | |
| 3/14/2020 | Dominion Energy Cove Point LNG, LP | GAIL Global (USA) LNG LLC | 2011-128-LNG | Long-Term | Spain | Adam LNG | Cove Point, Maryland | 3,385,982 | |
| 3/17/2020 | Dominion Energy Cove Point LNG, LP | ST Cove Point LLC | 2011-128-LNG | Long-Term | France | Energy Universe | Cove Point, Maryland | 3,463,020 | |
| 3/22/2020 | Dominion Energy Cove Point LNG, LP | GAIL Global (USA) LNG LLC | 2011-128-LNG | Long-Term | India | Maran Gas Delphi | Cove Point, Maryland | 3,202,868 | |
| 3/28/2020 | Dominion Energy Cove Point LNG, LP | ST Cove Point LLC | 2011-128-LNG | Long-Term | Japan | LNG Sakura | Cove Point, Maryland | 3,738,250 | |
| 3/31/2020 | Dominion Energy Cove Point LNG, LP | GAIL Global (USA) LNG LLC | 2011-128-LNG | Long-Term | Greece | British Sapphire | Cove Point, Maryland | 3,266,737 | |
| TOTAL Exports of LNG from Cove Point | | | | | | | | 64,308,735 | |

[S] **Spot** – a one-time transaction for near-term delivery of a specific quantity of LNG at a specific location. Prior to 2006, spot cargos could be included in either long-term or short-term authorized types.

[*] **Split cargo** – a single shipment of LNG where portions of the cargo have different transactional characteristics. For instance, a single cargo can have more than one buyer, supplier, price, unloading port, loading port, or DOE authorization.

[C] **Commissioning cargo** – pre-commercial cargo loaded while export facility operations are still undergoing final testing and inspection. Commissioning cargos may occur multiple times for the same facility as individual LNG trains enter service.

[L] **Liquefaction fees** – liquefaction fees have been included in the cargo prices for all months. See Table 1(f) for a summary price per export facility per month.

Countries of destination are current as of publication date. Any updates to countries of destination reported will be published in the next scheduled *LNG Monthly*.

VESSEL-BORNE EXPORTS OF DOMESTICALLY-PRODUCED LIQUEFIED NATURAL GAS (LNG)

Table 2a(iii)

| Date of Departure | Name of Exporter | Supplier | Docket Number | Docket Term | Country of Destination | Name of Tanker | Departure Terminal | Volume (Mcf of Natural Gas) | Notes |
|-------------------|--|----------------------------------|---------------|-------------|------------------------|----------------------|-----------------------|-----------------------------|-------|
| 1/3/2020 | Cheniere Marketing, LLC and Corpus Christi Liquefaction, LLC | Corpus Christi Liquefaction, LLC | 2012-97-LNG | Long-Term | Italy | Maran Gas Mystras | Corpus Christi, Texas | 3,274,318 | |
| 1/5/2020 | Cheniere Marketing, LLC and Corpus Christi Liquefaction, LLC | Corpus Christi Liquefaction, LLC | 2012-97-LNG | Long-Term | Netherlands | LNG Jurojin | Corpus Christi, Texas | 3,296,454 | |
| 1/8/2020 | Cheniere Marketing, LLC and Corpus Christi Liquefaction, LLC | Corpus Christi Liquefaction, LLC | 2012-97-LNG | Long-Term | Spain | Gaslog Greece | Corpus Christi, Texas | 3,293,398 | |
| 1/10/2020 | Cheniere Marketing, LLC and Corpus Christi Liquefaction, LLC | Corpus Christi Liquefaction, LLC | 2012-97-LNG | Long-Term | Spain | Adriano Knutsen | Corpus Christi, Texas | 3,695,464 | |
| 1/13/2020 | Cheniere Marketing, LLC and Corpus Christi Liquefaction, LLC | Corpus Christi Liquefaction, LLC | 2012-97-LNG | Long-Term | Netherlands | Yari LNG | Corpus Christi, Texas | 3,384,676 | |
| 1/17/2020 | Cheniere Marketing, LLC and Corpus Christi Liquefaction, LLC | Corpus Christi Liquefaction, LLC | 2012-99-LNG | Long-Term | South Korea | Gaslog Savannah | Corpus Christi, Texas | 3,307,113 | |
| 1/19/2020 | Cheniere Marketing, LLC and Corpus Christi Liquefaction, LLC | Corpus Christi Liquefaction, LLC | 2012-97-LNG | Long-Term | Spain | Maran Gas Posidonia | Corpus Christi, Texas | 3,277,853 | |
| 1/21/2020 | Cheniere Marketing, LLC and Corpus Christi Liquefaction, LLC | Corpus Christi Liquefaction, LLC | 2012-97-LNG | Long-Term | Turkey | Arwa Spirit | Corpus Christi, Texas | 3,527,590 | |
| 1/23/2020 | Cheniere Marketing, LLC and Corpus Christi Liquefaction, LLC | Corpus Christi Liquefaction, LLC | 2012-97-LNG | Long-Term | Turkey | Fuji LNG | Corpus Christi, Texas | 3,153,315 | |
| 1/26/2020 | Cheniere Marketing, LLC and Corpus Christi Liquefaction, LLC | Corpus Christi Liquefaction, LLC | 2012-97-LNG | Long-Term | Belgium | Hoegh Galleon | Corpus Christi, Texas | 3,471,137 | |
| 1/29/2020 | Cheniere Marketing, LLC and Corpus Christi Liquefaction, LLC | Corpus Christi Liquefaction, LLC | 2012-97-LNG | Long-Term | France | BW Lilac | Corpus Christi, Texas | 3,666,543 | |
| 1/31/2020 | Cheniere Marketing, LLC and Corpus Christi Liquefaction, LLC | Corpus Christi Liquefaction, LLC | 2012-97-LNG | Long-Term | Brazil | Magellan Spirit | Corpus Christi, Texas | 3,213,172 | |
| 2/2/2020 | Cheniere Marketing, LLC and Corpus Christi Liquefaction, LLC | Corpus Christi Liquefaction, LLC | 2012-97-LNG | Long-Term | Spain | BW Pavilion Leeara | Corpus Christi, Texas | 3,445,031 | |
| 2/4/2020 | Cheniere Marketing, LLC and Corpus Christi Liquefaction, LLC | Corpus Christi Liquefaction, LLC | 2012-97-LNG | Long-Term | United Kingdom | Maria Energy | Corpus Christi, Texas | 3,554,662 | |
| 2/7/2020 | Cheniere Marketing, LLC and Corpus Christi Liquefaction, LLC | Corpus Christi Liquefaction, LLC | 2012-97-LNG | Long-Term | Turkey | Maran Gas Alexandria | Corpus Christi, Texas | 3,437,654 | |
| 2/9/2020 | Cheniere Marketing, LLC and Corpus Christi Liquefaction, LLC | Corpus Christi Liquefaction, LLC | 2012-97-LNG | Long-Term | United Kingdom | Adriano Knutsen | Corpus Christi, Texas | 3,684,792 | |
| 2/12/2020 | Cheniere Marketing, LLC and Corpus Christi Liquefaction, LLC | Corpus Christi Liquefaction, LLC | 2012-97-LNG | Long-Term | Japan | Creole Spirit | Corpus Christi, Texas | 3,677,992 | |
| 2/14/2020 | Cheniere Marketing, LLC and Corpus Christi Liquefaction, LLC | Corpus Christi Liquefaction, LLC | 2012-97-LNG | Long-Term | Spain | Arctic Aurora | Corpus Christi, Texas | 3,203,497 | |
| 2/15/2020 | Cheniere Marketing, LLC and Corpus Christi Liquefaction, LLC | Corpus Christi Liquefaction, LLC | 2012-97-LNG | Long-Term | Italy | Maran Gas Posidonia | Corpus Christi, Texas | 3,294,402 | |
| 2/20/2020 | Cheniere Marketing, LLC and Corpus Christi Liquefaction, LLC | Corpus Christi Liquefaction, LLC | 2012-97-LNG | Long-Term | Brazil | Marib Spirit | Corpus Christi, Texas | 3,535,242 | |
| 2/20/2020 | Cheniere Marketing, LLC and Corpus Christi Liquefaction, LLC | Corpus Christi Liquefaction, LLC | 2012-97-LNG | Long-Term | Spain | Flex Ranger | Corpus Christi, Texas | 3,269,149 | |
| 2/24/2020 | Cheniere Marketing, LLC and Corpus Christi Liquefaction, LLC | Corpus Christi Liquefaction, LLC | 2012-97-LNG | Long-Term | Taiwan | Gaslog Sydney | Corpus Christi, Texas | 3,320,424 | |
| 2/26/2020 | Cheniere Marketing, LLC and Corpus Christi Liquefaction, LLC | Corpus Christi Liquefaction, LLC | 2012-97-LNG | Long-Term | Italy | Maran Gas Troy | Corpus Christi, Texas | 3,395,988 | |
| 2/28/2020 | Cheniere Marketing, LLC and Corpus Christi Liquefaction, LLC | Corpus Christi Liquefaction, LLC | 2012-97-LNG | Long-Term | Belgium | Energy Atlantic | Corpus Christi, Texas | 3,412,784 | |
| 3/2/2020 | Cheniere Marketing, LLC and Corpus Christi Liquefaction, LLC | Corpus Christi Liquefaction, LLC | 2012-97-LNG | Long-Term | Spain | LNG Jurojin | Corpus Christi, Texas | 3,297,654 | LI |

[S] Spot – a one-time transaction for near-term delivery of a specific quantity of LNG at a specific location. Prior to 2006, spot cargos could be included in either long-term or short-term authorized types.

[*] Split cargo – a single shipment of LNG where portions of the cargo have different transactional characteristics. For instance, a single cargo can have more than one buyer, supplier, price, unloading port, loading port, or DOE authorization.

[C] Commissioning cargo – pre-commercial cargo loaded while export facility operations are still undergoing final testing and inspection. Commissioning cargos may occur multiple times for the same facility as individual LNG trains enter service.

[L] Liquefaction fees – liquefaction fees have been included in the cargo's price. Beginning with data for July 2019, all cargo prices include liquefaction fees, which include the full contract sales price under the relevant FOB LNG sale and purchase agreements. See Table 1(f) for a summary price per export facility per month.

Countries of destination are current as of publication date. Any updates to countries of destination reported will be published in the next scheduled *LNG Monthly*.

VESSEL-BORNE EXPORTS OF DOMESTICALLY-PRODUCED LIQUEFIED NATURAL GAS (LNG)

Table 2a(iii)

| Date of Departure | Name of Exporter | Supplier | Docket Number | Docket Term | Country of Destination | Name of Tanker | Departure Terminal | Volume (Mcf of Natural Gas) | Notes |
|---|--|----------------------------------|---------------|-------------|------------------------|---------------------|-----------------------|-----------------------------|-------|
| 3/6/2020 | Cheniere Marketing, LLC and Corpus Christi Liquefaction, LLC | Corpus Christi Liquefaction, LLC | 2012-97-LNG | Long-Term | India | Marvel Hawk | Corpus Christi, Texas | 3,701,637 | |
| 3/8/2020 | Cheniere Marketing, LLC and Corpus Christi Liquefaction, LLC | Corpus Christi Liquefaction, LLC | 2012-97-LNG | Long-Term | Belgium | Gaslog Warsaw | Corpus Christi, Texas | 3,723,666 | |
| 3/13/2020 | Cheniere Marketing, LLC and Corpus Christi Liquefaction, LLC | Corpus Christi Liquefaction, LLC | 2012-97-LNG | Long-Term | France | Magellan Spirit | Corpus Christi, Texas | 3,210,269 | |
| 3/15/2020 | Cheniere Marketing, LLC and Corpus Christi Liquefaction, LLC | Corpus Christi Liquefaction, LLC | 2012-97-LNG | Long-Term | Spain | Adriano Knutsen | Corpus Christi, Texas | 3,696,690 | |
| 3/16/2020 | Cheniere Marketing, LLC and Corpus Christi Liquefaction, LLC | Corpus Christi Liquefaction, LLC | 2012-97-LNG | Long-Term | Poland | Oak Spirit | Corpus Christi, Texas | 3,583,126 | |
| 3/18/2020 | Cheniere Marketing, LLC and Corpus Christi Liquefaction, LLC | Corpus Christi Liquefaction, LLC | 2012-99-LNG | Long-Term | South Korea | Maran Gas Apollonia | Corpus Christi, Texas | 3,440,109 | |
| 3/22/2020 | Cheniere Marketing, LLC and Corpus Christi Liquefaction, LLC | Corpus Christi Liquefaction, LLC | 2012-97-LNG | Long-Term | Italy | Maran Gas Posidonia | Corpus Christi, Texas | 3,441,590 | |
| 3/25/2020 | Cheniere Marketing, LLC and Corpus Christi Liquefaction, LLC | Corpus Christi Liquefaction, LLC | 2012-99-LNG | Long-Term | Singapore | Palu LNG | Corpus Christi, Texas | 3,298,014 | |
| 3/26/2020 | Cheniere Marketing, LLC and Corpus Christi Liquefaction, LLC | Corpus Christi Liquefaction, LLC | 2012-97-LNG | Long-Term | United Kingdom | Marib Spirit | Corpus Christi, Texas | 3,516,195 | |
| 3/29/2020 | Cheniere Marketing, LLC and Corpus Christi Liquefaction, LLC | Corpus Christi Liquefaction, LLC | 2012-97-LNG | Long-Term | Italy | Flex Ranger | Corpus Christi, Texas | 3,274,098 | |
| 3/31/2020 | Cheniere Marketing, LLC and Corpus Christi Liquefaction, LLC | Corpus Christi Liquefaction, LLC | 2012-97-LNG | Long-Term | India | Energy Atlantic | Corpus Christi, Texas | 3,397,175 | |
| TOTAL Exports of LNG from Corpus Christi | | | | | | | | 123,372,873 | |

[S] **Spot** – a one-time transaction for near-term delivery of a specific quantity of LNG at a specific location. Prior to 2006, spot cargos could be included in either long-term or short-term authorized types.

[*] **Split cargo** – a single shipment of LNG where portions of the cargo have different transactional characteristics. For instance, a single cargo can have more than one buyer, supplier, price, unloading port, loading port, or DOE authorization.

[C] **Commissioning cargo** – pre-commercial cargo loaded while export facility operations are still undergoing final testing and inspection. Commissioning cargos may occur multiple times for the same facility as individual LNG trains enter service.

[L] **Liquefaction fees** – liquefaction fees have been included in the cargo's price. Beginning with data for July 2019, all cargo prices include liquefaction fees, which include the full contract sales price under the relevant FOB LNG sale and purchase agreements. See Table 1(f) for a summary price per export facility per month.

Countries of destination are current as of publication date. Any updates to countries of destination reported will be published in the next scheduled *LNG Monthly*.

VESSEL-BORNE EXPORTS OF DOMESTICALLY-PRODUCED LIQUEFIED NATURAL GAS (LNG)

Table 2a(iv)

| Date of Departure | Name of Exporter | Supplier | Docket Number | Docket Term | Country of Destination | Name of Tanker | Departure Terminal | Volume (Mcf of Natural Gas) | Notes |
|--|------------------|-------------------------------|---------------|-------------|------------------------|--------------------|--------------------|-----------------------------|---------|
| 1/4/2020 | Cameron LNG, LLC | Various | 2011-162-LNG | Long-Term | South Korea | Diamond Gas Sakura | Cameron, Louisiana | 3,028,055 | [*] |
| 1/7/2020 | Cameron LNG, LLC | Mitsui & Co. Energy Marketing | 2011-162-LNG | Long-Term | Japan | Hoegh Gallant | Cameron, Louisiana | 3,273,381 | [*] |
| 1/17/2020 | Cameron LNG, LLC | Various | 2011-162-LNG | Long-Term | Greece | Flex Ranger | Cameron, Louisiana | 2,741,222 | [*] |
| 1/17/2020 | Cameron LNG, LLC | Various | 2011-162-LNG | Long-Term | Spain | Flex Ranger | Cameron, Louisiana | 841,408 | [*] |
| 1/18/2020 | Cameron LNG, LLC | Various | 2011-162-LNG | Long-Term | Poland | Wilpride | Cameron, Louisiana | 3,282,392 | |
| 1/20/2020 | Cameron LNG, LLC | Various | 2011-162-LNG | Long-Term | Belgium | British Sapphire | Cameron, Louisiana | 3,289,532 | [C] |
| 1/21/2020 | Cameron LNG, LLC | Various | 2011-162-LNG | Long-Term | United Kingdom | Maran Gas Troy | Cameron, Louisiana | 3,328,759 | |
| 1/25/2020 | Cameron LNG, LLC | Various | 2011-162-LNG | Long-Term | India | Gaslog Seattle | Cameron, Louisiana | 3,308,759 | [C] |
| 1/29/2020 | Cameron LNG, LLC | Various | 2016-34-LNG | Short-Term | Japan | Marvel Crane | Cameron, Louisiana | 3,566,911 | [C] |
| 2/2/2020 | Cameron LNG, LLC | Mitsui & Co. Energy Marketing | 2011-162-LNG | Long-Term | United Kingdom | Marvel Eagle | Cameron, Louisiana | 3,307,535 | |
| 2/5/2020 | Cameron LNG, LLC | Various | 2011-162-LNG | Long-Term | Pakistan | BW Tulip | Cameron, Louisiana | 3,566,994 | [C] |
| 2/6/2020 | Cameron LNG, LLC | Various | 2011-162-LNG | Long-Term | France | Diamond Gas Orchid | Cameron, Louisiana | 3,498,743 | |
| 2/9/2020 | Cameron LNG, LLC | Mitsui & Co. Energy Marketing | 2011-162-LNG | Long-Term | Netherlands | Marvel Heron | Cameron, Louisiana | 3,583,663 | |
| 2/17/2020 | Cameron LNG, LLC | Various | 2011-145-LNG | Long-Term | Panama | Golar Seal | Cameron, Louisiana | 3,408,401 | |
| 2/23/2020 | Cameron LNG, LLC | Various | 2011-162-LNG | Long-Term | Spain | Golar Ice | Cameron, Louisiana | 3,234,479 | [C] |
| 2/25/2020 | Cameron LNG, LLC | Various | 2011-162-LNG | Long-Term | Netherlands | Golar Penguin | Cameron, Louisiana | 3,409,358 | |
| 2/29/2020 | Cameron LNG, LLC | Mitsui & Co. Energy Marketing | 2011-162-LNG | Long-Term | Japan | Prism Agility | Cameron, Louisiana | 3,767,433 | |
| 3/3/2020 | Cameron LNG, LLC | Mitsui & Co. Energy Marketing | 2011-162-LNG | Long-Term | Netherlands | BW Pavilion Leeara | Cameron, Louisiana | 2,383,112 | [*] |
| 3/3/2020 | Cameron LNG, LLC | Various | 2016-34-LNG | Short-Term | Netherlands | BW Pavilion Leeara | Cameron, Louisiana | 1,042,915 | [*] [C] |
| 3/6/2020 | Cameron LNG, LLC | Various | 2011-162-LNG | Long-Term | Greece | Neptune | Cameron, Louisiana | 2,007,654 | [*] |
| 3/6/2020 | Cameron LNG, LLC | Various | 2016-34-LNG | Short-Term | Greece | Neptune | Cameron, Louisiana | 1,078,089 | [*] [C] |
| 3/10/2020 | Cameron LNG, LLC | Various Suppliers | 2011-145-LNG | Long-Term | South Korea | Stena Clear Sky | Cameron, Louisiana | 3,680,936 | |
| 3/12/2020 | Cameron LNG, LLC | Various | 2011-162-LNG | Long-Term | Spain | Marvel Eagle | Cameron, Louisiana | 1,909,424 | [*] |
| 3/12/2020 | Cameron LNG, LLC | Various | 2016-34-LNG | Short-Term | Spain | Marvel Eagle | Cameron, Louisiana | 1,415,436 | [*] [C] |
| 3/13/2020 | Cameron LNG, LLC | Various | 2011-162-LNG | Long-Term | Japan | Diamond Gas Sakura | Cameron, Louisiana | 3,500,830 | |
| 3/18/2020 | Cameron LNG, LLC | Various | 2011-162-LNG | Long-Term | Taiwan | Wilpride | Cameron, Louisiana | 3,292,881 | |
| 3/20/2020 | Cameron LNG, LLC | Mitsui & Co. Energy Marketing | 2011-145-LNG | Long-Term | South Korea | Marvel Heron | Cameron, Louisiana | 3,773,086 | |
| 3/22/2020 | Cameron LNG, LLC | Various | 2011-162-LNG | Long-Term | China | SK Resolute | Cameron, Louisiana | 3,805,642 | |
| 3/26/2020 | Cameron LNG, LLC | Various Suppliers | 2011-145-LNG | Long-Term | Dominican Republic | SCF La Perouse | Cameron, Louisiana | 2,871,520 | |
| 3/28/2020 | Cameron LNG, LLC | Mitsui & Co. Energy Marketing | 2011-145-LNG | Long-Term | South Korea | Marvel Kite | Cameron, Louisiana | 3,601,368 | |
| TOTAL Exports of LNG from Cameron | | | | | | | | 88,799,918 | |

[S] **Spot** – a one-time transaction for near-term delivery of a specific quantity of LNG at a specific location. Prior to 2006, spot cargos could be included in either long-term or short-term authorized types.

[*] **Split cargo** – a single shipment of LNG where portions of the cargo have different transactional characteristics. For instance, a single cargo can have more than one buyer, supplier, price, unloading port, loading port, or DOE authorization.

[C] **Commissioning cargo** – pre-commercial cargo loaded while export facility operations are still undergoing final testing and inspection. Commissioning cargos may occur multiple times for the same facility as individual LNG trains enter service.

[L] **Liquefaction fees** – liquefaction fees have been included in the cargo prices for all months. See Table 1(f) for a summary price per export facility per month.

Countries of destination are current as of publication date. Any updates to countries of destination reported will be published in the next scheduled *LNG Monthly*.

VESSEL-BORNE EXPORTS OF DOMESTICALLY-PRODUCED LIQUEFIED NATURAL GAS (LNG)

Table 2a(v)

| Date of Departure | Name of Exporter | Supplier | Docket Number | Docket Term | Country of Destination | Name of Tanker | Departure Terminal | Volume (Mcf of Natural Gas) | Notes |
|---|--------------------------------------|------------------------------|---------------|-------------|------------------------|---------------------|--------------------|-----------------------------|-------|
| 1/1/2020 | Freeport LNG Expansion, L.P., et al. | FLEX | 2016-108-LNG | Long-Term | Japan | Maran Gas Andros | Freeport, Texas | 3,650,720 | |
| 1/3/2020 | Freeport LNG Expansion, L.P., et al. | Freeport LNG Expansion, L.P. | 2018-3-LNG | Short-Term | South Korea | Maran Gas Roxana | Freeport, Texas | 3,648,520 | [C] |
| 1/5/2020 | Freeport LNG Expansion, L.P., et al. | Freeport LNG Expansion, L.P. | 2018-3-LNG | Short-Term | France | Galea | Freeport, Texas | 2,896,786 | [C] |
| 1/6/2020 | Freeport LNG Expansion, L.P., et al. | FLEX | 2016-108-LNG | Long-Term | Taiwan | Velikiy Novgorod | Freeport, Texas | 3,634,515 | |
| 1/8/2020 | Freeport LNG Expansion, L.P., et al. | Freeport LNG Expansion, L.P. | 2018-3-LNG | Short-Term | Mexico | Pan Europe | Freeport, Texas | 3,689,343 | [C] |
| 1/11/2020 | Freeport LNG Expansion, L.P., et al. | FLEX | 2016-108-LNG | Long-Term | Japan | Nohshu Maru | Freeport, Texas | 3,664,784 | |
| 1/18/2020 | Freeport LNG Expansion, L.P., et al. | FLEX | 2016-108-LNG | Long-Term | Spain | Seri Balqis | Freeport, Texas | 3,255,183 | |
| 1/22/2020 | Freeport LNG Expansion, L.P., et al. | FLEX | 2016-108-LNG | Long-Term | United Kingdom | Shinshu Maru | Freeport, Texas | 3,787,050 | |
| 1/22/2020 | Freeport LNG Expansion, L.P., et al. | Freeport LNG Expansion, L.P. | 2018-3-LNG | Short-Term | Pakistan | Solaris | Freeport, Texas | 3,322,674 | [C] |
| 1/25/2020 | Freeport LNG Expansion, L.P., et al. | FLEX | 2016-108-LNG | Long-Term | Turkey | British Diamond | Freeport, Texas | 3,297,193 | |
| 1/27/2020 | Freeport LNG Expansion, L.P., et al. | FLEX | 2016-108-LNG | Long-Term | United Kingdom | Golar Kelvin | Freeport, Texas | 3,289,421 | |
| 1/30/2020 | Freeport LNG Expansion, L.P., et al. | FLEX | 2016-108-LNG | Long-Term | Spain | British Emerald | Freeport, Texas | 3,266,883 | |
| 2/1/2020 | Freeport LNG Expansion, L.P., et al. | FLEX | 2016-108-LNG | Long-Term | Japan | Bushu Maru | Freeport, Texas | 3,755,567 | |
| 2/3/2020 | Freeport LNG Expansion, L.P., et al. | FLEX | 2016-108-LNG | Long-Term | Spain | British Contributor | Freeport, Texas | 3,700,603 | |
| 2/5/2020 | Freeport LNG Expansion, L.P., et al. | FLEX | 2016-108-LNG | Long-Term | Turkey | LNG Schneeweisschen | Freeport, Texas | 3,857,167 | |
| 2/9/2020 | Freeport LNG Expansion, L.P., et al. | FLEX | 2016-108-LNG | Long-Term | Brazil | Sean Spirit | Freeport, Texas | 3,592,633 | |
| 2/11/2020 | Freeport LNG Expansion, L.P., et al. | FLEX | 2016-108-LNG | Long-Term | United Kingdom | Diamond Gas Rose | Freeport, Texas | 3,523,666 | |
| 2/16/2020 | Freeport LNG Expansion, L.P., et al. | Freeport LNG Expansion, L.P. | 2018-3-LNG | Short-Term | France | Galea | Freeport, Texas | 2,928,372 | [S] |
| 2/17/2020 | Freeport LNG Expansion, L.P., et al. | FLEX | 2016-108-LNG | Long-Term | Turkey | Golar Frost | Freeport, Texas | 3,425,803 | |
| 2/20/2020 | Freeport LNG Expansion, L.P., et al. | FLEX | 2016-108-LNG | Long-Term | Japan | LNG Juno | Freeport, Texas | 2,917,214 | |
| 2/22/2020 | Freeport LNG Expansion, L.P., et al. | FLEX | 2016-108-LNG | Long-Term | France | British Partner | Freeport, Texas | 3,698,792 | |
| 2/25/2020 | Freeport LNG Expansion, L.P., et al. | FLEX | 2016-108-LNG | Long-Term | Japan | Sohshu Maru | Freeport, Texas | 3,768,464 | |
| 2/28/2020 | Freeport LNG Expansion, L.P., et al. | FLEX | 2016-108-LNG | Long-Term | Poland | British Diamond | Freeport, Texas | 3,302,500 | |
| 3/3/2020 | Freeport LNG Expansion, L.P., et al. | FLEX | 2016-108-LNG | Long-Term | United Kingdom | British Contributor | Freeport, Texas | 3,700,617 | |
| 3/4/2020 | Freeport LNG Expansion, L.P., et al. | FLEX | 2016-108-LNG | Long-Term | Netherlands | Arwa Spirit | Freeport, Texas | 3,315,945 | |
| 3/7/2020 | Freeport LNG Expansion, L.P., et al. | FLEX | 2016-108-LNG | Long-Term | Japan | Maran Gas Andros | Freeport, Texas | 3,693,268 | |
| 3/8/2020 | Freeport LNG Expansion, L.P., et al. | FLEX | 2016-108-LNG | Long-Term | Israel | Sean Spirit | Freeport, Texas | 3,197,074 | |
| 3/13/2020 | Freeport LNG Expansion, L.P., et al. | FLEX | 2016-108-LNG | Long-Term | Spain | LNG Schneeweisschen | Freeport, Texas | 3,746,527 | |
| 3/14/2020 | Freeport LNG Expansion, L.P., et al. | Freeport LNG Expansion, L.P. | 2018-3-LNG | Short-Term | Thailand | Prism Brilliance | Freeport, Texas | 3,783,287 | [C] |
| 3/17/2020 | Freeport LNG Expansion, L.P., et al. | FLEX | 2016-108-LNG | Long-Term | Japan | Diamond Gas Rose | Freeport, Texas | 3,535,200 | |
| 3/21/2020 | Freeport LNG Expansion, L.P., et al. | FLEX | 2016-108-LNG | Long-Term | China | Maran Gas Vergina | Freeport, Texas | 3,709,702 | |
| 3/23/2020 | Freeport LNG Expansion, L.P., et al. | FLEX | 2016-108-LNG | Long-Term | France | BW Paris | Freeport, Texas | 3,293,118 | |
| 3/25/2020 | Freeport LNG Expansion, L.P., et al. | FLEX | 2016-108-LNG | Long-Term | Japan | British Partner | Freeport, Texas | 3,701,258 | |
| 3/29/2020 | Freeport LNG Expansion, L.P., et al. | FLEX | 2016-108-LNG | Long-Term | Taiwan | British Mentor | Freeport, Texas | 3,694,379 | |
| 3/30/2020 | Freeport LNG Expansion, L.P., et al. | FLEX | 2016-108-LNG | Long-Term | France | Nohshu Maru | Freeport, Texas | 3,845,122 | |
| 3/31/2020 | Freeport LNG Expansion, L.P., et al. | FLEX | 2016-108-LNG | Long-Term | China | Golar Kelvin | Freeport, Texas | 3,286,881 | |
| TOTAL Exports of LNG from Freeport | | | | | | | | 126,376,231 | |

[S] Spot – a one-time transaction for near-term delivery of a specific quantity of LNG at a specific location. Prior to 2006, spot cargos could be included in either long-term or short-term authorized types.

[*] Split cargo – a single shipment of LNG where portions of the cargo have different transactional characteristics. For instance, a single cargo can have more than one buyer, supplier, price, unloading port, loading port, or DOE authorization.

[C] Commissioning cargo – pre-commercial cargo loaded while export facility operations are still undergoing final testing and inspection. Commissioning cargos may occur multiple times for the same facility as individual LNG trains enter service.

[L] Liquefaction fees – liquefaction fees have been included in the cargo prices for all months. See Table 1(f) for a summary price per export facility per month.

Countries of destination are current as of publication date. Any updates to countries of destination reported will be published in the next scheduled *LNG Monthly*.

VESSEL-BORNE EXPORTS OF DOMESTICALLY-PRODUCED LIQUEFIED NATURAL GAS (LNG)

Table 2a(vi)

| Date of Departure | Name of Exporter | Supplier | Docket Number | Docket Term | Country of Destination | Name of Tanker | Departure Terminal | Volume (Mcf of Natural Gas) | Notes |
|--|------------------------------|------------------|---------------|-------------|------------------------|-----------------|----------------------|-----------------------------|-------|
| 1/24/2020 | Southern LNG Company, L.L.C. | Shell NA LNG LLC | 2018-15-LNG | Short-Term | Turkey | Hispania Spirit | Elba Island, Georgia | 2,975,239 | [C] |
| 1/29/2020 | Southern LNG Company, L.L.C. | Shell NA LNG LLC | 2018-15-LNG | Short-Term | United Kingdom | Stena Blue Sky | Elba Island, Georgia | 3,109,094 | [C] |
| TOTAL Exports of LNG from Elba Island | | | | | | | | 6,084,333 | |

[S] **Spot** – a one-time transaction for near-term delivery of a specific quantity of LNG at a specific location. Prior to 2006, spot cargos could be included in either long-term or short-term authorized types.

[*] **Split cargo** – a single shipment of LNG where portions of the cargo have different transactional characteristics. For instance, a single cargo can have more than one buyer, supplier, price, unloading port, loading port, or DOE authorization.

[C] **Commissioning cargo** – pre-commercial cargo loaded while export facility operations are still undergoing final testing and inspection. Commissioning cargos may occur multiple times for the same facility as individual LNG trains enter service.

[L] **Liquefaction fees** – liquefaction fees have been included in the cargo prices for all months. See Table 1(f) for a summary price per export facility per month.

Countries of destination are current as of publication date. Any updates to countries of destination reported will be published in the next scheduled *LNG Monthly*.

VESSEL-BORNE EXPORTS OF DOMESTICALLY-PRODUCED LIQUEFIED NATURAL GAS (LNG) SHIPPED BY ISO CONTAINER

Table 2b

| Date of Departure | Name of Exporter | Supplier | Docket Number | Country of Destination | Name of Ocean Going Vessel | ISO Container Loading Facility & Location | U.S. Export Port or Terminal | Volume (Mcf of Natural Gas) | Notes |
|-----------------------------------|----------------------------|------------------------------|---------------|------------------------|----------------------------|---|------------------------------|-----------------------------|-------|
| 1/2/2020 | American LNG Marketing LLC | Peninsula Energy Services Co | 2014-209-LNG | Barbados | Hoherrif | Haileah, Florida | Ft. Lauderdale, Florida | 6,784 | |
| 1/5/2020 | American LNG Marketing LLC | Peninsula Energy Services Co | 2014-209-LNG | Haiti | Delphinus | Haileah, Florida | Ft. Lauderdale, Florida | 2,544 | |
| 1/9/2020 | American LNG Marketing LLC | Peninsula Energy Services Co | 2014-209-LNG | Bahamas | Florida Express | Haileah, Florida | Ft. Lauderdale, Florida | 2,544 | |
| 1/9/2020 | American LNG Marketing LLC | Peninsula Energy Services Co | 2014-209-LNG | Barbados | Hohebank | Haileah, Florida | Ft. Lauderdale, Florida | 6,784 | |
| 1/13/2020 | American LNG Marketing LLC | Peninsula Energy Services Co | 2014-209-LNG | Bahamas | Florida Express | Haileah, Florida | Ft. Lauderdale, Florida | 848 | |
| 1/13/2020 | American LNG Marketing LLC | Peninsula Energy Services Co | 2014-209-LNG | Bahamas | Caribbean Express | Haileah, Florida | Ft. Lauderdale, Florida | 2,544 | |
| 1/16/2020 | American LNG Marketing LLC | Peninsula Energy Services Co | 2014-209-LNG | Barbados | Vega Sagittarius | Haileah, Florida | Ft. Lauderdale, Florida | 6,784 | |
| 1/19/2020 | American LNG Marketing LLC | Peninsula Energy Services Co | 2014-209-LNG | Haiti | Delphinus | Haileah, Florida | Ft. Lauderdale, Florida | 4,240 | |
| 1/20/2020 | American LNG Marketing LLC | Peninsula Energy Services Co | 2014-209-LNG | Bahamas | Florida Express | Haileah, Florida | Ft. Lauderdale, Florida | 1,696 | |
| 1/23/2020 | American LNG Marketing LLC | Peninsula Energy Services Co | 2014-209-LNG | Barbados | Hoherrif | Haileah, Florida | Ft. Lauderdale, Florida | 5,936 | |
| 1/26/2020 | American LNG Marketing LLC | Peninsula Energy Services Co | 2014-209-LNG | Bahamas | Caribbean Express | Haileah, Florida | Ft. Lauderdale, Florida | 3,392 | |
| 1/28/2020 | American LNG Marketing LLC | Peninsula Energy Services Co | 2014-209-LNG | Bahamas | Florida Express | Haileah, Florida | Ft. Lauderdale, Florida | 1,696 | |
| 1/29/2020 | American LNG Marketing LLC | Peninsula Energy Services Co | 2014-209-LNG | Bahamas | Florida Express | Haileah, Florida | Ft. Lauderdale, Florida | 2,544 | |
| 1/30/2020 | American LNG Marketing LLC | Peninsula Energy Services Co | 2014-209-LNG | Barbados | Hohebank | Haileah, Florida | Ft. Lauderdale, Florida | 6,784 | |
| 2/2/2020 | American LNG Marketing LLC | Peninsula Energy Services Co | 2014-209-LNG | Haiti | Dapeng Sun | Haileah, Florida | Ft. Lauderdale, Florida | 4,240 | |
| 2/6/2020 | American LNG Marketing LLC | Peninsula Energy Services Co | 2014-209-LNG | Bahamas | Florida Express | Haileah, Florida | Ft. Lauderdale, Florida | 1,696 | |
| 2/6/2020 | American LNG Marketing LLC | Peninsula Energy Services Co | 2014-209-LNG | Bahamas | Caribbean Express | Haileah, Florida | Ft. Lauderdale, Florida | 1,696 | |
| 2/6/2020 | American LNG Marketing LLC | Peninsula Energy Services Co | 2014-209-LNG | Barbados | Vega Luna | Haileah, Florida | Ft. Lauderdale, Florida | 6,784 | |
| 2/9/2020 | American LNG Marketing LLC | Peninsula Energy Services Co | 2014-209-LNG | Haiti | Delphinus | Haileah, Florida | Ft. Lauderdale, Florida | 2,544 | |
| 2/13/2020 | American LNG Marketing LLC | Peninsula Energy Services Co | 2014-209-LNG | Barbados | Vega Sagittarius | Haileah, Florida | Ft. Lauderdale, Florida | 6,784 | |
| 2/14/2020 | American LNG Marketing LLC | Peninsula Energy Services Co | 2014-209-LNG | Bahamas | Florida Express | Haileah, Florida | Ft. Lauderdale, Florida | 4,240 | |
| 2/20/2020 | American LNG Marketing LLC | Peninsula Energy Services Co | 2014-209-LNG | Barbados | Hoherrif | Haileah, Florida | Ft. Lauderdale, Florida | 6,784 | |
| 2/23/2020 | American LNG Marketing LLC | Peninsula Energy Services Co | 2014-209-LNG | Bahamas | Caribbean Express | Haileah, Florida | Ft. Lauderdale, Florida | 3,392 | |
| 2/23/2020 | American LNG Marketing LLC | Peninsula Energy Services Co | 2014-209-LNG | Haiti | Delphinus | Haileah, Florida | Ft. Lauderdale, Florida | 4,240 | |
| 2/25/2020 | American LNG Marketing LLC | Peninsula Energy Services Co | 2014-209-LNG | Bahamas | Florida Express | Haileah, Florida | Ft. Lauderdale, Florida | 1,696 | |
| 2/27/2020 | American LNG Marketing LLC | Peninsula Energy Services Co | 2014-209-LNG | Barbados | Hohebank | Haileah, Florida | Ft. Lauderdale, Florida | 5,936 | |
| 3/1/2020 | American LNG Marketing LLC | Peninsula Energy Services Co | 2014-209-LNG | Haiti | Delphinus | Haileah, Florida | Ft. Lauderdale, Florida | 2,544 | |
| 3/4/2020 | American LNG Marketing LLC | Peninsula Energy Services Co | 2014-209-LNG | Bahamas | Caribbean Express | Haileah, Florida | Ft. Lauderdale, Florida | 4,240 | |
| 3/5/2020 | American LNG Marketing LLC | Peninsula Energy Services Co | 2014-209-LNG | Bahamas | Florida Express | Haileah, Florida | Ft. Lauderdale, Florida | 3,392 | |
| 3/5/2020 | American LNG Marketing LLC | Peninsula Energy Services Co | 2014-209-LNG | Barbados | Contship Air | Haileah, Florida | Ft. Lauderdale, Florida | 7,632 | |
| 3/8/2020 | American LNG Marketing LLC | Peninsula Energy Services Co | 2014-209-LNG | Haiti | Delphinus | Haileah, Florida | Ft. Lauderdale, Florida | 2,544 | |
| 3/11/2020 | American LNG Marketing LLC | Peninsula Energy Services Co | 2014-209-LNG | Bahamas | Florida Express | Haileah, Florida | Ft. Lauderdale, Florida | 1,696 | |
| 3/12/2020 | American LNG Marketing LLC | Peninsula Energy Services Co | 2014-209-LNG | Barbados | Vega Sagittarius | Haileah, Florida | Ft. Lauderdale, Florida | 6,784 | |
| 3/14/2020 | American LNG Marketing LLC | Peninsula Energy Services Co | 2014-209-LNG | Bahamas | Caribbean Express | Haileah, Florida | Ft. Lauderdale, Florida | 2,544 | |
| 3/19/2020 | American LNG Marketing LLC | Peninsula Energy Services Co | 2014-209-LNG | Bahamas | Florida Express | Haileah, Florida | Ft. Lauderdale, Florida | 4,240 | |
| 3/19/2020 | American LNG Marketing LLC | Peninsula Energy Services Co | 2014-209-LNG | Barbados | Contship Air | Haileah, Florida | Ft. Lauderdale, Florida | 6,784 | |
| 3/22/2020 | American LNG Marketing LLC | Peninsula Energy Services Co | 2014-209-LNG | Haiti | Delphinus | Haileah, Florida | Ft. Lauderdale, Florida | 4,240 | |
| 3/22/2020 | American LNG Marketing LLC | Peninsula Energy Services Co | 2014-209-LNG | Jamaica | AS Sabrina | Haileah, Florida | Ft. Lauderdale, Florida | 848 | |
| 3/26/2020 | American LNG Marketing LLC | Peninsula Energy Services Co | 2014-209-LNG | Barbados | Hohebank | Haileah, Florida | Ft. Lauderdale, Florida | 6,784 | |
| 3/31/2020 | American LNG Marketing LLC | Peninsula Energy Services Co | 2014-209-LNG | Bahamas | Florida Express | Haileah, Florida | Ft. Lauderdale, Florida | 3,392 | |
| TOTAL Exports of LNG (ISO) | | | | | | | | 162,816 | |

[S] Spot – a one-time transaction for near-term delivery of a specific quantity of LNG at a specific location. Prior to 2006, spot cargos could be included in either long-term or short-term authorized types.

[*] Split cargo – a single shipment of LNG where portions of the cargo have different transactional characteristics. For instance, a single cargo can have more than one buyer, supplier, price, unloading port, loading port, or DOE authorization.

[C] Commissioning cargo – pre-commercial cargo loaded while export facility operations are still undergoing final testing and inspection. Commissioning cargos may occur multiple times for the same facility as individual LNG trains enter service.

[L] Liquefaction fees – liquefaction fees have been included in the cargo prices for all months. See Table 1(f) for a summary price per export facility per month.

Countries of destination are current as of publication date. Any updates to countries of destination reported will be published in the next scheduled *LNG Monthly*.

Office of Fossil Energy
 Office of Oil & Natural Gas
 Office of Regulation, Analysis, and Engagement
 Division of Natural Gas Regulation
 Phone: 202-586-7991
 Email: nreports@hq.doe.gov



VESSEL-BORNE RE-EXPORTS OF LIQUEFIED NATURAL GAS (LNG)

Table 2c

| Date of Departure | Authorization Holder | Supplier(s) | Exporter | Purchaser | Docket Number | Country of Destination | Name of Tanker | Departure Terminal | Volume (Mcf of Natural Gas) | Notes |
|--------------------------------|----------------------|-------------|------------------|---------------------------|---------------|------------------------|--------------------|--------------------|-----------------------------|-------|
| 1/4/2020 | Cameron LNG, LLC | Various | Cameron LNG, LLC | Diamond Gas International | 2019-62-LNG | South Korea | Diamond Gas Sakura | Cameron, Louisiana | 304,701 | |
| 1/7/2020 | Cameron LNG, LLC | Various | Cameron LNG, LLC | Mitsui & Co., LTD | 2019-62-LNG | Japan | Hoegh Gallant | Cameron, Louisiana | 304,804 | |
| TOTAL Re-Exports of LNG | | | | | | | | | 609,505 | |

[S] Spot - a one-time transaction for near-term delivery of a specific quantity of LNG at a specific location. Prior to 2006, spot cargos could be included in either long-term or short-term authorization types.
 [*] Split cargo - a single shipment of LNG where portions of the cargo have different transactional characteristics. For instance, a single cargo can have more than one buyer, supplier, price, unloading port, loading port, or DOE authorization.
 [C] Commissioning cargo - pre-commercial cargo loaded while export facility operations are still undergoing final testing and inspection. Commissioning cargos may occur multiple times for the same facility as individual LNG trains enter service.

LNG Imports by Country of Origin

(Bcf of Natural Gas)

Table 2d(i)

| 2020 | January | February | March | April | May | June | July | August | September | October | November | December | TOTAL |
|-----------------------------|-------------|------------|------------|-------|-----|------|------|--------|-----------|---------|----------|----------|-------------|
| Egypt | - | - | - | | | | | | | | | | 0.0 |
| France | - | - | - | | | | | | | | | | 0.0 |
| Nigeria | 1.6 | - | - | | | | | | | | | | 1.6 |
| Norway | 3.0 | - | - | | | | | | | | | | 3.0 |
| Qatar | - | - | - | | | | | | | | | | 0.0 |
| Trinidad | 8.6 | 5.7 | 2.9 | | | | | | | | | | 17.1 |
| United Kingdom | - | - | - | | | | | | | | | | 0.0 |
| Yemen | - | - | - | | | | | | | | | | 0.0 |
| TOTAL Imports of LNG | 13.2 | 5.7 | 2.9 | - | - | - | - | - | - | - | - | - | 21.8 |

LNG Imports by Receiving Terminal

(Bcf of Natural Gas)

Table 2d(ii)

| 2020 | January | February | March | April | May | June | July | August | September | October | November | December | TOTAL |
|-----------------------------|-------------|------------|------------|-------|-----|------|------|--------|-----------|---------|----------|----------|-------------|
| Cameron, LA | - | - | - | | | | | | | | | | 0.0 |
| Cove Point, MD | 6.2 | - | - | | | | | | | | | | 6.2 |
| Elba Island, GA | - | - | - | | | | | | | | | | 0.0 |
| Everett, MA | 7.0 | 5.7 | 2.9 | | | | | | | | | | 15.6 |
| Freeport, TX | - | - | - | | | | | | | | | | 0.0 |
| Golden Pass, TX | - | - | - | | | | | | | | | | 0.0 |
| Gulf LNG, MS | - | - | - | | | | | | | | | | 0.0 |
| Lake Charles, LA | - | - | - | | | | | | | | | | 0.0 |
| Neptune Deepwater Port | - | - | - | | | | | | | | | | 0.0 |
| Northeast Gateway | - | - | - | | | | | | | | | | 0.0 |
| TOTAL Imports of LNG | 13.2 | 5.7 | 2.9 | - | - | - | - | - | - | - | - | - | 21.8 |

LNG Imports by Company

(Bcf of Natural Gas)

Table 2d(iii)

| 2020 | January | February | March | April | May | June | July | August | September | October | November | December | TOTAL |
|--------------------------------------|-------------|------------|------------|-------|-----|------|------|--------|-----------|---------|----------|----------|-------------|
| BG LNG Services, LLC | - | - | - | | | | | | | | | | 0.0 |
| BP Energy | - | - | - | | | | | | | | | | 0.0 |
| Cheniere Marketing LLC | - | - | - | | | | | | | | | | 0.0 |
| ConocoPhillips | - | - | - | | | | | | | | | | 0.0 |
| Constellation LNG, LLC | 7.0 | 5.7 | 2.9 | | | | | | | | | | 15.6 |
| Engie Gas & LNG LLC | - | - | - | | | | | | | | | | 0.0 |
| Excelerate Energy Gas Marketing L.P. | - | - | - | | | | | | | | | | 0.0 |
| Freeport LNG Development, L.P. | - | - | - | | | | | | | | | | 0.0 |
| Pacific Summit Energy LLC | 3.0 | - | - | | | | | | | | | | 3.0 |
| Sempra LNG Marketing | - | - | - | | | | | | | | | | 0.0 |
| Shell NA LNG LLC | 3.2 | - | - | | | | | | | | | | 3.2 |
| Statoil Natural Gas | - | - | - | | | | | | | | | | 0.0 |
| Total Gas & Power | - | - | - | | | | | | | | | | 0.0 |
| Total Imports of LNG | 13.2 | 5.7 | 2.9 | - | - | - | - | - | - | - | - | - | 21.8 |

*Very small volumes shown as zero due to rounding.

SHORT-TERM VESSEL-BORNE IMPORTS OF LIQUEFIED NATURAL GAS

Table 2e(i)

| Date of Arrival | Name of Importer | Seller | Docket Number | Country of Origin | Name of Tanker | Receiving Terminal | Volume (Mcf of Natural Gas) | Notes |
|--|---------------------------|---|---------------|-------------------|--------------------|------------------------|-----------------------------|-------|
| 1/7/2020 | Pacific Summit Energy LLC | Equinor Natural Gas LLC | 2019-76-LNG | Norway | Arctic Discoverer | Cove Point, Maryland | 3,031,877 | [S] |
| 1/12/2020 | Constellation LNG, LLC | ENGIE Energy Marketing NA, Inc. | 2018-49-LNG | Nigeria | BW GDF Suez Boston | Everett, Massachusetts | 1,583,689 | [S] |
| 1/25/2020 | Shell NA LNG LLC | Shell International Trading Middle East Limited | 2018-14-LNG | Trinidad | Gemmata | Cove Point, Maryland | 3,154,435 | [S] |
| 3/8/2020 | Constellation LNG, LLC | ENGIE Energy Marketing NA, Inc. | 2018-49-LNG | Trinidad | BW GDF Suez Boston | Everett, Massachusetts | 2,856,843 | |
| TOTAL Short-Term Imports of LNG | | | | | | | 10,626,844 | |

[S] Spot - a one-time transaction for near-term delivery of a specific quantity of LNG at a specific location. Prior to 2006, spot cargos could be included in either long-term or short-term authorization types.

[*] Split cargo - a single shipment of LNG where portions of the cargo have different transactional characteristics. For instance, a single cargo can have more than one buyer, supplier, price, unloading port, loading port, or DOE authorization.

LONG-TERM VESSEL-BORNE IMPORTS OF LIQUEFIED NATURAL GAS

Table 2e(ii)

| Date of Arrival | Name of Importer | Seller | Docket Number | Country of Origin | Name of Tanker | Receiving Terminal | Volume (Mcf of Natural Gas) | Notes |
|---------------------------------------|------------------------|-------------------------------|---------------|-------------------|----------------------|------------------------|-----------------------------|-------|
| 1/6/2020 | Constellation LNG, LLC | Naturgy LNG Marketing Limited | 2019-5-LNG | Trinidad | Castillo de Villalba | Everett, Massachusetts | 2,785,832 | |
| 1/23/2020 | Constellation LNG, LLC | Naturgy LNG Marketing Limited | 2019-5-LNG | Trinidad | Iberica Knutsen | Everett, Massachusetts | 2,661,578 | |
| 2/2/2020 | Constellation LNG, LLC | Naturgy LNG Marketing Limited | 2019-5-LNG | Trinidad | Castillo de Villalba | Everett, Massachusetts | 2,845,711 | |
| 2/20/2020 | Constellation LNG, LLC | Naturgy LNG Marketing Limited | 2019-5-LNG | Trinidad | Castillo de Villalba | Everett, Massachusetts | 2,843,086 | |
| TOTAL Long-Term Imports of LNG | | | | | | | 11,136,207 | |

TOTAL LNG IMPORTS

21,763,051

[S] Spot - a one-time transaction for near-term delivery of a specific quantity of LNG at a specific location. Prior to 2006, spot cargos could be included in either long-term or short-term authorization types.

[*] Split cargo - a single shipment of LNG where portions of the cargo have different transactional characteristics. For instance, a single cargo can have more than one buyer, supplier, price, unloading port, loading port, or DOE authorization.

[E-P] - a portion of this cargo was delivered to Everett, MA on 16 February 2017 and a portion was delivered to Ponce, Puerto Rico on 22 February 2017.

Office of Fossil Energy
 Office of Oil & Natural Gas
 Office of Regulation, Analysis, and Engagement
 Division of Natural Gas Regulation
 Phone: 202-586-7991
 Email: ngreports@hq.doe.gov



VESSEL-BORNE IMPORTS OF LIQUEFIED NATURAL GAS (LNG) TO PUERTO RICO

Table 2f

| Date of Arrival | Name of Importer | Seller | Docket Number | Country of Origin | Name of Tanker | Receiving Terminal | Volume (Mcf of Natural Gas) | Notes |
|--|---------------------------------|---------------------------------|---------------|-------------------|--------------------|-----------------------|-----------------------------|-------|
| 1/7/2020 | Naturgy Aprovisionamientos S.A. | Naturgy Aprovisionamientos S.A. | 2018-189-LNG | Trinidad | British Merchant | Ponce, Puerto Rico | 1,613,441 | |
| 2/14/2020 | EcoElectrica, L.P. | Suez LNG | 1994-91-LNG | Trinidad | BW GDF Suez Boston | Ponce, Puerto Rico | 2,832,848 | |
| 3/27/2020 | EcoElectrica, L.P. | Naturgy Aprovisionamientos S.A. | 1994-91-LNG | Trinidad | Catalunya Spirit | Ponce, Puerto Rico | 1,553,807 | |
| 3/30/2020 | NFEnergia LLC | NFE North Trading Ltd | 2018-29-LNG | Norway | Coral Antheia | San Juan, Puerto Rico | 75,555 | [S] |
| TOTAL Imports of LNG to Puerto Rico | | | | | | | 6,075,651 | |

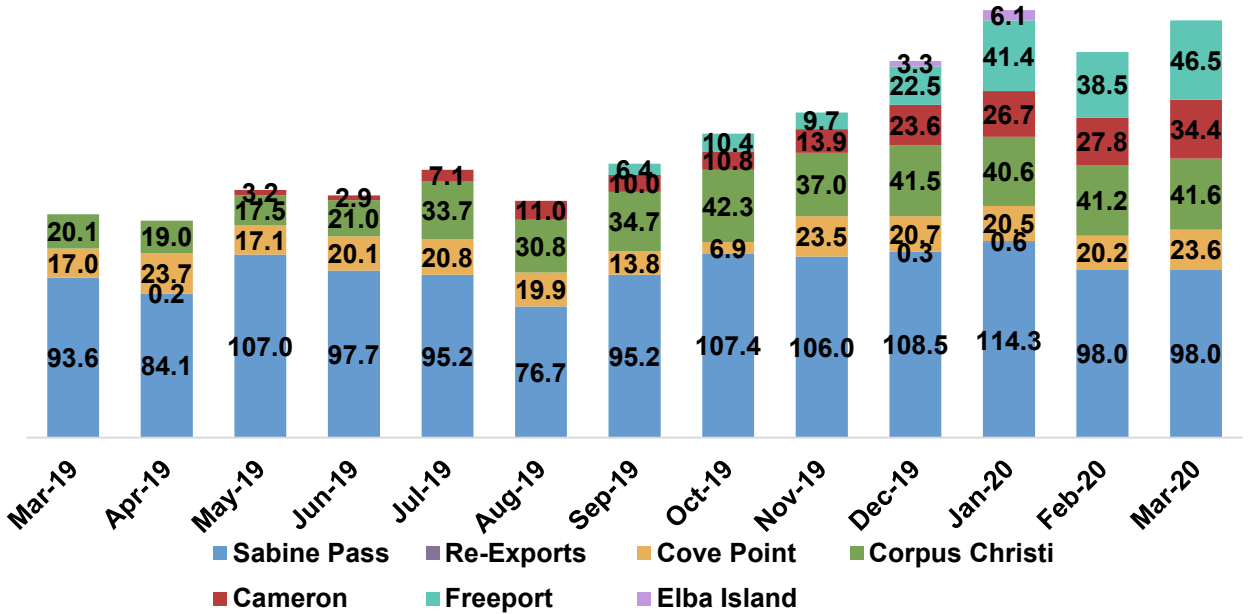
Note: Naturgy Aprovisionamientos S.A. (formerly Gas Natural Aprovisionamientos SDG. S.A.)

[S] **Spot cargo** - a one-time transaction for near-term delivery of a specific quantity of LNG at a specific location.

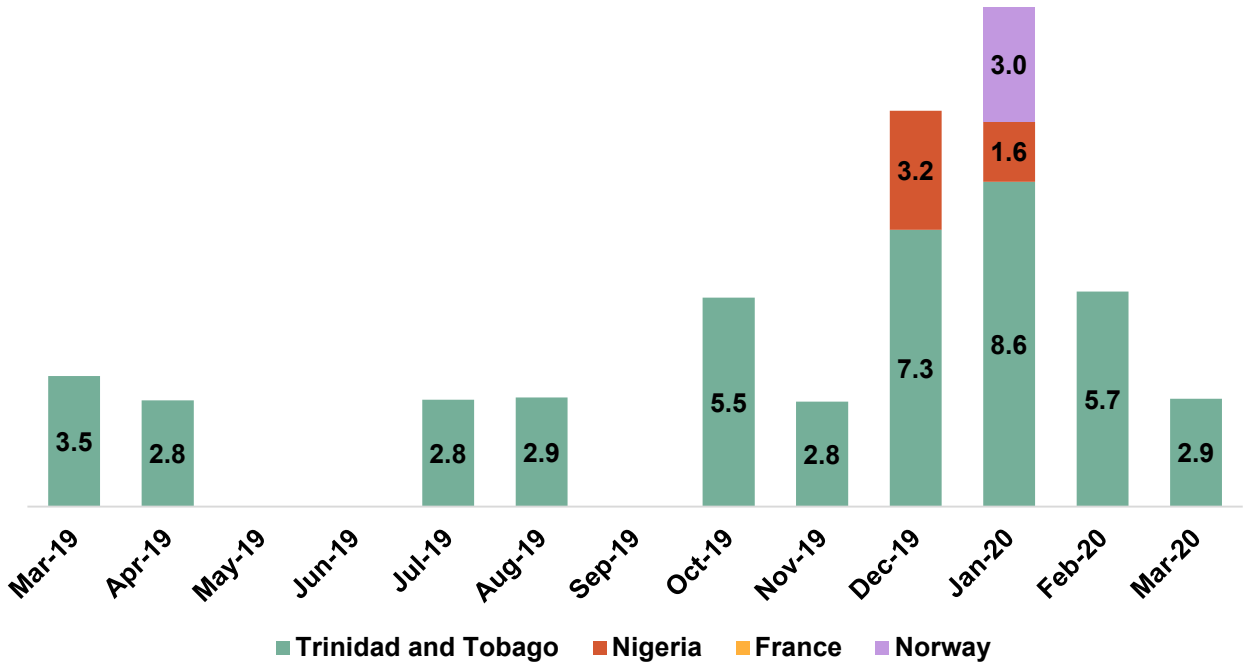
[*] **Split cargo** - a single shipment of LNG where portions of the cargo have different transactional characteristics. For instance, a single cargo can have more than one buyer, supplier, price, unloading port, loading port, or DOE authorization.

[E-P] - a portion of this cargo was delivered to Everett, MA on 16 February 2017 and a portion was delivered to Ponce, Puerto Rico on 22 February 2017.

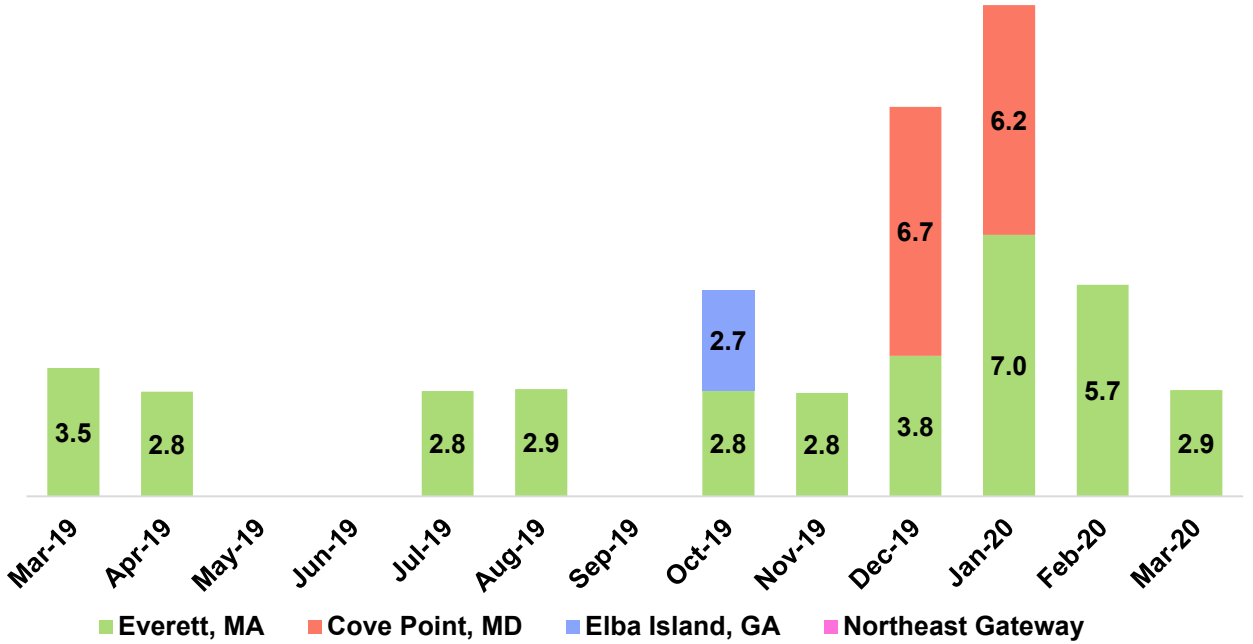
U.S. LNG by Vessel – Export and Re-Export Volumes (Bcf)



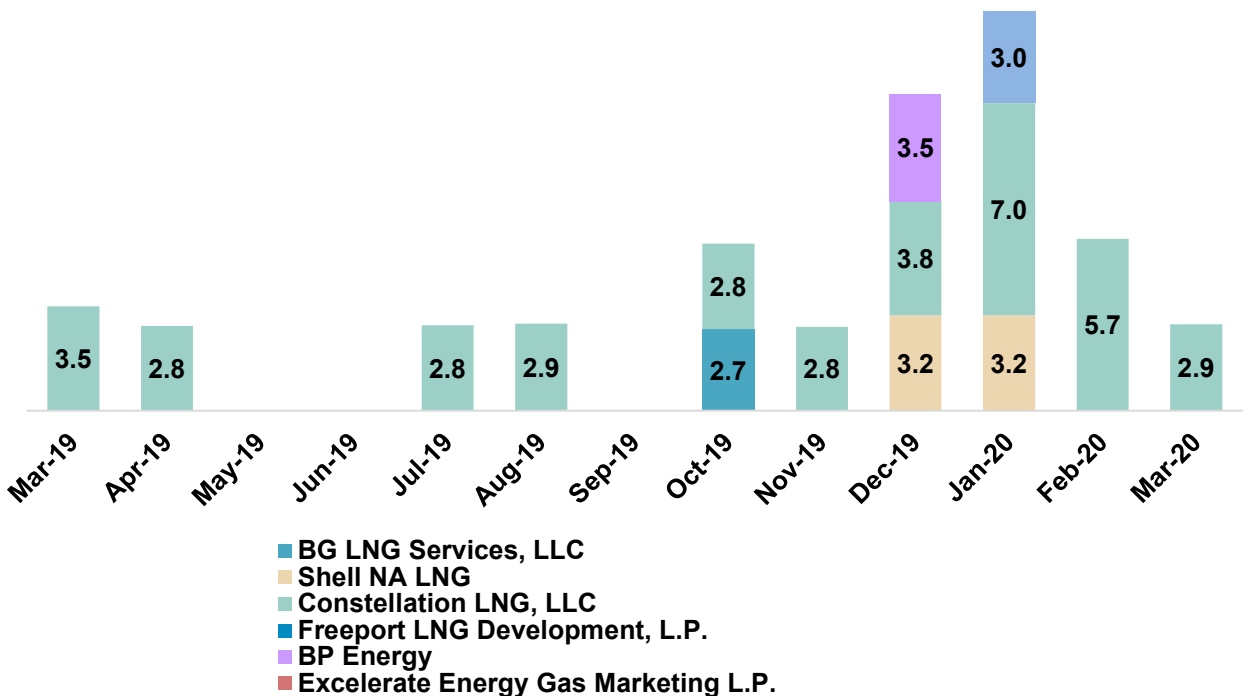
U.S. LNG Import Volume by Source Country (Bcf)



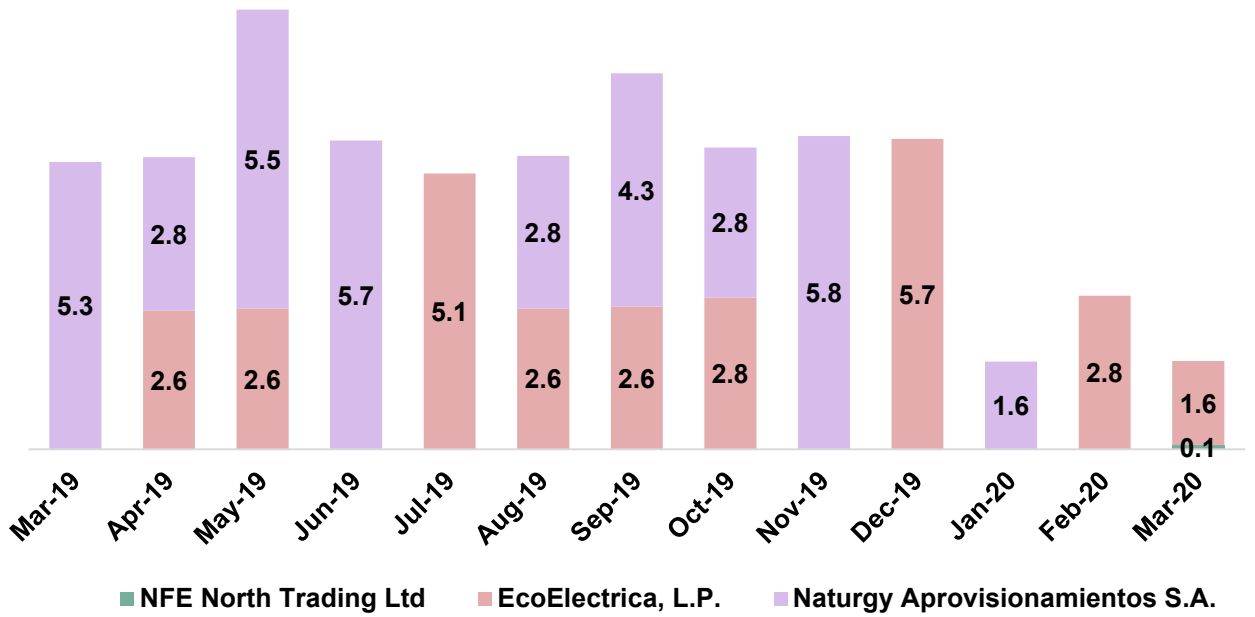
U.S. LNG Import Volume by Terminal (Bcf)



U.S. LNG Import Volume by Company (Bcf)



U.S. LNG Import Volume by Terminal (Bcf)



NOTES AND DEFINITIONS

- 1) Import prices are landed and include the price of the LNG, the transportation cost to the U.S. terminal, and the cost of offloading the LNG. Landed prices do not include regasification fees.
- 2) The data are provided by importers and exporters as a condition of their authorizations (which are issued by this office). They are reported as filed, after DOE review and any subsequent revisions by importers and exporters.
- 3) Spot cargos [S] are a one-time transaction for near-term delivery of a specific quantity of LNG at a specific location. Prior to 2006, spot cargos could be included in either long-term or short-term authorization types.
- 4) Split cargos [*] refer to a single shipment of LNG where portions of the cargo have different transactional characteristics. For instance, a single cargo can have more than one buyer, supplier, price, unloading port, loading port, or DOE authorization.
- 5) Commissioning cargos [C] refer to pre-commercial cargos loaded while export facility operations are still undergoing final testing and inspection. Commissioning cargos may occur multiple times for the same facility as individual LNG trains enter service.
- 6) Liquefaction fees [L] - liquefaction fees have been included in the cargo's price. Beginning with July 2019 data, with the exception of some commissioning cargos as indicated in Table 2(a), all export cargo prices at all terminals include liquefaction fees.
- 7) Short-term imports or exports are those cargos imported or exported under a company's short-term or "blanket" authorization. This type of authorization covers supply contracts with terms up to 2 years, including spot cargos. The authorization is not based on a specific supply contract, but covers all of the importer's short-term supply deals. DOE does not have copies of those contracts and they are not filed with the applications.
- 8) Long-term imports or exports are those cargos imported or exported under a company's long-term authorization. This type of authorization is tied to one specific supply contract with a term of more than two years. Redacted copies of the contracts are available on our website (please see below).
- 9) Authorization holders are required to file volume data in thousand cubic feet (Mcf). Therefore, data collected does not necessarily include equivalent amounts of energy, measured in million British thermal units (MMBtu).
- 10) Prices for exports from Kenai, Alaska are "delivered." This is the commodity price plus transportation to the receiving terminal in the destination country.
- 11) Prices for re-exports are the prices at the point of export, also known as FOB (free on board).
- 12) Export prices for cargos made pursuant to long-term SPA's/contracts typically do not include liquefaction fees. Exceptions where liquefaction fees have been included in a cargo's price will be noted with Note [L].

Our web address is: www.fossil.energy.gov
Click "Services," then click "Natural Gas Regulation."

