



## Document Details

<b>Docket ID:</b>	DOE-HQ-2018-0009
<b>Docket Title:</b>	Applications to Export Liquefied Natural Gas: Galveston Bay LNG, LLC *
<b>Document File:</b>	
<b>Docket Phase:</b>	Advanced Notice of Proposed Rulemaking (ANOPR)
<b>Phase Sequence:</b>	1
<b>Original Document ID:</b>	DOE_FRDOC_0001-DRAFT-0862
<b>Current Document ID:</b>	DOE-HQ-2018-0009-DRAFT-0034
<b>Title:</b>	Comment on FR Doc # 2018-01895
<b>Number of Attachments:</b>	0
<b>Document Type:</b>	PUBLIC SUBMISSIONS *
<b>Document Subtype:</b>	Public Comment
<b>Comment on Document ID:</b>	DOE-HQ-2018-0009-0001
<b>Comment on Document Title:</b>	Applications to Export Liquefied Natural Gas: Galveston Bay LNG, LLC
<b>Status:</b>	Pending_Post
<b>Received Date:</b>	03/20/2018 *
<b>Date Posted:</b>	
<b>Posting Restriction:</b>	No restrictions
<b>Submission Type:</b>	Web
<b>Number of Submissions:</b>	1 *

## Document Optional Details

### Submitter Info

<b>Comment:</b>	Environmental Activist are pulling the wool over the agency eye. Many Air Apps are now available for free so you can see how good the air in America. And not believe the activist false reports. Example The United States .....air pollution has an annual average of 8 g/m3 of PM2.5 particles. That's 20% below the WHO safe level. GREEN Harrisburg, PA .....air pollution has an annual average of 10 g/m3 of PM2.5 particles. That's at the WHO safe level. GREEN Richmond, VA air pollution has has an annual average of 8 g/m3 of PM2.5 particles. That's 20% below the WHO safe level. GREEN Houston, TX air pollution has an annual average of 10 g/m3 of PM2.5 particles. That's at
-----------------	---

the WHO safe level. GREEN Oklahoma City, OK..... air pollution has an annual average of 9 g/m3 of PM2.5 particles. That's 10% below the WHO safe level. GREEN Dayton, OH .....air pollution has an annual average of 9 g/m3 of PM2.5 particles. That's 10% below the WHO safe level. GREEN New Orleans,..... LA air pollution has an annual average of 8 g/m3 of PM2.5 particles. That's 20% below the WHO safe level. GREEN Denver, CO .....air pollution has an annual average of 7 g/m3 of PM2.5 particles. That's 30% below the WHO safe level. GREEN Richmond, KY .....air pollution has an annual average of 9 g/m3 of PM2.5 particles. That's 10% below the WHO safe level. GREEN Durham, NC ....has an annual average of 8 g/m3 of PM2.5 particles. That's 20% below the WHO safe level. GREEN COMPARE TO CHINA China .....has an annual average of 54 g/m3 of PM2.5 particles. That's 5.4 times the WHO safe level. RED UNHEALTHY COMPARE TO INDIA India..... has an annual average of 62 g/m3 of PM2.5 particles. That's 6.2 times the WHO safe level. RED UNHEALTHY \*📍

**First Name:** c \*📍

**Middle Name:** 📍

**Last Name:** c \*📍

**Mailing Address:** c \*📍

**Mailing Address 2:** c \*📍

**City:** c \*📍

**Country:** United States 📍

**State or Province:** Arizona 📍

**ZIP/Postal Code:** c \*📍

**Email Address:** 📍

**Phone Number:** 📍


**Fax Number:** 📍

**Organization Name:** 📍

**Submitter's Representative:** 📍

**Government Agency Type:** 📍

**Government Agency:** 📍

**Cover Page:** 

**Document Optional Details**

**Status Set Date:** 04/12/2018


**Current Assignee:** Bacon, Cuttie (DOE)

Status Set By: Freeman, Yohanna (DOE)

Comment Start Date: 


Comment Due Date: 

Legacy ID:

Tracking Number: 1k2-924p-vpeg 

Total Page Count  
Including Attachments: 1


## Submitter Info

**Comment:** Environmental Activist are pulling the wool over the agency eye. Many Air Apps are now available for free so you can see how good the air in America. And not believe the activist false reports. Example The United States .....air pollution has an annual average of 8 g/m3 of PM2.5 particles. That's 20% below the WHO safe level. GREEN Harrisburg, PA .....air pollution has an annual average of 10 g/m3 of PM2.5 particles. That's at the WHO safe level. GREEN Richmond, VA air pollution has has an annual average of 8 g/m3 of PM2.5 particles. That's 20% below the WHO safe level. GREEN Houston, TX air pollution has an annual average of 10 g/m3 of PM2.5 particles. That's at the WHO safe level. GREEN Oklahoma City, OK..... air pollution has an annual average of 9 g/m3 of PM2.5 particles. That's 10% below the WHO safe level. GREEN Dayton, OH .....air pollution has an annual average of 9 g/m3 of PM2.5 particles. That's 10% below the WHO safe level. GREEN New Orleans,..... LA air pollution has an annual average of 8 g/m3 of PM2.5 particles. That's 20% below the WHO safe level. GREEN Denver, CO .....air pollution has an annual average of 7 g/m3 of PM2.5 particles. That's 30% below the WHO safe level. GREEN Richmond, KY .....air pollution has an annual average of 9 g/m3 of PM2.5 particles. That's 10% below the WHO safe level. GREEN Durham, NC ....has an annual average of 8 g/m3 of PM2.5 particles. That's 20% below the WHO safe level. GREEN COMPARE TO CHINA China .....has an annual average of 54 g/m3 of PM2.5 particles. That's 5.4 times the WHO safe level. RED UNHEALTHY COMPARETO INDIA India..... has an annual average of 62 g/m3 of PM2.5 particles. That's 6.2 times the WHO safe level. RED UNHEALTHY \*

First Name: c \*

Middle Name: 

Last Name: c \*

Mailing Address: c \*

Mailing Address 2: c \*


City: c \*

Country: United States 

State or Province: Arizona 

**ZIP/Postal Code:** c \* 

**Email Address:** 

**Phone Number:** 

**Fax Number:** 

**Organization Name:** 

**Submitter's Representative:** 

**Government Agency Type:** 

**Government Agency:** 

**Cover Page:** 