



Document Details

Docket ID:	DOE-HQ-2018-0009
Docket Title:	Applications to Export Liquefied Natural Gas: Galveston Bay LNG, LLC *
Document File:	
Docket Phase:	Advanced Notice of Proposed Rulemaking (ANOPR)
Phase Sequence:	1
Original Document ID:	DOE_FRDOC_0001-DRAFT-0834
Current Document ID:	DOE-HQ-2018-0009-DRAFT-0033
Title:	Comment on FR Doc # 2018-01895
Number of Attachments:	0
Document Type:	PUBLIC SUBMISSIONS *
Document Subtype:	Public Comment
Comment on Document ID:	DOE-HQ-2018-0009-0001
Comment on Document Title:	Applications to Export Liquefied Natural Gas: Galveston Bay LNG, LLC
Status:	Pending_Post
Received Date:	03/15/2018 *
Date Posted:	
Posting Restriction:	No restrictions
Submission Type:	Web
Number of Submissions:	1 *

Document Optional Details

Submitter Info

Comment:	BUILD MORE clean GAS Power plants (average AGE 22 years old, Natural gas-fired generation have low capital costs and are, in general, relatively less expensive than some competing technologies. They are also much less land-intensive than many other types of generation, and thus often can be more easily sited in urban areas near electric demand. Natural gas pipelines can be built more quickly than electric transmission lines (in most states) because they have a comparatively streamlined permitting process, which often has made it easier for a plant developer to build a new gas-fired plant near a large electric load than to build a power plant farther away
-----------------	--

and transmit its electricity to large load centers by wire.
Build DAMS FOR U.S. HYDRO. average age 60 years old, WHY
?????, In 2016, natural gas-fired generators accounted for 42%
of the operating electricity generating capacity in the United
States. Natural gas provided 34% of total electricity
generation in 2016, average age of U.S. natural gas power
plants is 22 years, hydro (64 years), coal (39 years), and
nuclear (36 years) hydro capacity is located in the States of
Washington, California, and Oregon. The hydropower fleet is
the oldest in the U.S. Approximately 50 percent of hydropower
capacity is owned by the Federal Government *🌐

First Name: c *🌐

Middle Name: 🌐

Last Name: b *🌐

Mailing Address: c *🌐

Mailing Address 2: cc *🌐

City: c *🌐

Country: United States 🌐

State or Province: Massachusetts 🌐

ZIP/Postal Code: c *🌐

Email Address: 🌐

Phone Number: 🌐


Fax Number: 🌐

Organization Name: 🌐

Submitter's Representative: 🌐

Government Agency Type: 🌐

Government Agency: 🌐

Cover Page: 

Document Optional Details

Status Set Date: 04/12/2018

Current Assignee: Bacon, Cuttie (DOE)

Status Set By: Freeman, Yohanna (DOE)

Comment Start Date: 🌐


Comment Due Date: 🌐

Legacy ID:

Tracking Number: 1k2-921c-3ceh 

**Total Page Count
Including Attachments:** 1

Submitter Info


Comment: BUILD MORE clean GAS Power plants (average AGE 22 years old, Natural gas-fired generation have low capital costs and are, in general, relatively less expensive than some competing technologies. They are also much less land-intensive than many other types of generation, and thus often can be more easily sited in urban areas near electric demand. Natural gas pipelines can be built more quickly than electric transmission lines (in most states) because they have a comparatively streamlined permitting process, which often has made it easier for a plant developer to build a new gas-fired plant near a large electric load than to build a power plant farther away and transmit its electricity to large load centers by wire. Build DAMS FOR U.S. HYDRO. average age 60 years old, WHY ?????, In 2016, natural gas-fired generators accounted for 42% of the operating electricity generating capacity in the United States. Natural gas provided 34% of total electricity generation in 2016, average age of U.S. natural gas power plants is 22 years, hydro (64 years), coal (39 years), and nuclear (36 years) hydro capacity is located in the States of Washington, California, and Oregon. The hydropower fleet is the oldest in the U.S. Approximately 50 percent of hydropower capacity is owned by the Federal Government * 

First Name: c * 

Middle Name: 


Last Name: b * 

Mailing Address: c * 

Mailing Address 2: cc * 

City: c * 


Country: United States 

State or Province: Massachusetts 

ZIP/Postal Code: c * 

Email Address: 

Phone Number: 

Fax Number: 

Organization Name: 

**Submitter's
Representative:** 

Government Agency Type: 

Government Agency:



Cover Page:

