



## Document Details

<b>Docket ID:</b>	DOE-HQ-2018-0009
<b>Docket Title:</b>	Applications to Export Liquefied Natural Gas: Galveston Bay LNG, LLC *
<b>Document File:</b>	
<b>Docket Phase:</b>	Advanced Notice of Proposed Rulemaking (ANOPR)
<b>Phase Sequence:</b>	1
<b>Original Document ID:</b>	DOE_FRDOC_0001-DRAFT-0784
<b>Current Document ID:</b>	DOE-HQ-2018-0009-DRAFT-0015
<b>Title:</b>	Comment on FR Doc # 2018-01895
<b>Number of Attachments:</b>	0
<b>Document Type:</b>	PUBLIC SUBMISSIONS *
<b>Document Subtype:</b>	Public Comment
<b>Comment on Document ID:</b>	DOE-HQ-2018-0009-0001
<b>Comment on Document Title:</b>	Applications to Export Liquefied Natural Gas: Galveston Bay LNG, LLC
<b>Status:</b>	Pending_Post
<b>Received Date:</b>	03/01/2018 *
<b>Date Posted:</b>	
<b>Posting Restriction:</b>	No restrictions
<b>Submission Type:</b>	Web
<b>Number of Submissions:</b>	1 *

## Document Optional Details

### Submitter Info

<b>Comment:</b>	LNG exports would spur significant gains in nationwide employment, resulting in net job growth. the net effect on U.S. GDP is very positive, increasing several billion per year . This includes the impacts of associated liquids production, increases in the petrochemical manufacturing, and all economic effects. In natural-gas producing states, LNG exports could contribute billions cumulatively per state to their economies such as Texas, Montana, North Dakota, Utah, Colorado, Oklahoma, Louisiana, and Pennsylvania. Employment in natural gas-producing states could see employment gains . And large manufacturing states, such as California, Illinois, Michigan,
-----------------	--

and Ohio, will see employment gains of jobs . Non -producing states will also benefit, due to the boost in demand for steel, cement, equipment, and other goods. According to the report, states with a large manufacturing base, such as Ohio, California, New York, and Illinois, Michigan, could see economic gains of billions per state in coming years. LNG exports provide a compound attack on the trade deficit. Domestic exploration and production, stimulated by increased export demand, will mean less need for imports of energy. Moreover, the continued competitive advantage of inexpensive natural gas will cause US manufactured products to maintain a cost advantage versus imported manufactured goods. LNG exports will lower America's trade deficit directly every time a ship loaded with LNG leaves port. The trade deficit could be reduced by billions one terminal alone has the capacity to reduce the U.S. trade deficit by billions. The United States is in a unique geopolitical position to benefit from its new energy status. Europe remains highly dependent on Russia for natural gas, which supplies 34 percent of its total natural gas imports. Russia has a long record of attempting to exert as much influence as possible in Europe and Asia through gas exports. Japan has suffered from enormous spikes in energy after shutting down its nuclear reactors in response to the Fukushima disaster. \*🌐

**First Name:** m \*🌐

**Middle Name:** 🌐

**Last Name:** m \*🌐

**Mailing Address:** m \*🌐

**Mailing Address 2:** m \*🌐

**City:** h \*🌐

**Country:** United States 🌐

**State or Province:** Texas 🌐

**ZIP/Postal Code:** m \*🌐

**Email Address:** 🌐

**Phone Number:** 🌐


**Fax Number:** 🌐

**Organization Name:** 🌐




**Submitter's Representative:** 🌐

**Government Agency Type:** 🌐


**Government Agency:** 🌐

**Cover Page:** 


## Document Optional Details


**Status Set Date:** 04/12/2018  
**Current Assignee:** Bacon, Cuttie (DOE)  
**Status Set By:** Freeman, Yohanna (DOE)  
**Comment Start Date:**   
**Comment Due Date:**   
**Legacy ID:**  
**Tracking Number:** 1k2-91s2-aokn   
**Total Page Count Including Attachments:** 1


## Submitter Info


**Comment:** LNG exports would spur significant gains in nationwide employment, resulting in net job growth. the net effect on U.S. GDP is very positive, increasing several billion per year . This includes the impacts of associated liquids production, increases in the petrochemical manufacturing, and all economic effects. In natural-gas producing states, LNG exports could contribute billions cumulatively per state to their economies such as Texas, Montana, North Dakota, Utah, Colorado, Oklahoma, Louisiana, and Pennsylvania. Employment in natural gas-producing states could see employment gains . And large manufacturing states, such as California, Illinois, Michigan, and Ohio, will see employment gains of jobs . Non -producing states will also benefit, due to the boost in demand for steel, cement, equipment, and other goods. According to the report, states with a large manufacturing base, such as Ohio, California, New York, and Illinois, Michigan, could see economic gains of billions per state in coming years. LNG exports provide a compound attack on the trade deficit. Domestic exploration and production, stimulated by increased export demand, will mean less need for imports of energy. Moreover, the continued competitive advantage of inexpensive natural gas will cause US manufactured products to maintain a cost advantage versus imported manufactured goods. LNG exports will lower America's trade deficit directly every time a ship loaded with LNG leaves port. The trade deficit could be reduced by billions one terminal alone has the capacity to reduce the U.S. trade deficit by billions. The United States is in a unique geopolitical position to benefit from its new energy status. Europe remains highly dependent on Russia for natural gas, which supplies 34 percent of its total natural gas imports. Russia has a long record of attempting to exert as much influence as possible in Europe and Asia through gas exports. Japan has suffered from enormous spikes in energy after shutting down its nuclear reactors in response to the Fukushima disaster. \* 


**First Name:** m \*   
**Middle Name:**   
**Last Name:** m \* 


**Mailing Address:** m \* 


**Mailing Address 2:** m \* 


**City:** h \* 


**Country:** United States 


**State or Province:** Texas 


**ZIP/Postal Code:** m \* 


**Email Address:** 


**Phone Number:** 

**Fax Number:** 

**Organization Name:** 

**Submitter's Representative:** 

**Government Agency Type:** 

**Government Agency:** 

**Cover Page:** 