




Document Details


Docket ID:	DOE-HQ-2018-0009 ↻
Docket Title:	Applications to Export Liquefied Natural Gas: Galveston Bay LNG, LLC * ↻
Document File:	 HTML
Docket Phase:	Advanced Notice of Proposed Rulemaking (ANOPR)
Phase Sequence:	1
Original Document ID:	DOE_FRDOC_0001-DRAFT-0722
Current Document ID:	DOE-HQ-2018-0009-DRAFT-0009
Title:	Comment on FR Doc # 2018-01895 ↻
Number of Attachments:	0
Document Type:	PUBLIC SUBMISSIONS * ↻
Document Subtype:	Public Comment ↻
Comment on Document ID:	DOE-HQ-2018-0009-0001 ↻
Comment on Document Title:	Applications to Export Liquefied Natural Gas: Galveston Bay LNG, LLC ↻
Status:	Pending_Post ↻
Received Date:	02/06/2018 * ↻
Date Posted:	↻
Posting Restriction:	No restrictions ↻
Submission Type:	Web
Number of Submissions:	1 *

Document Optional Details

Submitter Info




Comment:	Why are we importing LNG should Be EXPORTING.....Trinidad & Tobago providing 2.8% of imports by ships...two other countries - Nigeria and Mexico. First quarter 2017 U.S. imports totaled 851.4 Bcf... LNG imports by vessel rose 11.5 percent compared to last quarter and fell 12.6 percent compared to the first quarter of 2016. Fifteen LNG cargos (26.3 Bcf) were imported by vessel this quarter, compared to nine cargos (23.6 Bcf) in the fourth quarter of 2016 and 15 cargos (30.1 Bcf) in the first quarter of 2016. Total U.S. imports were up 8.2 percent from the first quarter of 2016. Pipeline imports from Canada increased 9.0 percent, pipeline
-----------------	--

imports from Mexico increased 21.0 percent (although from a small base), and LNG imports by vessel decreased 12.6 percent. The average price of pipeline imports rose 43.4 percent and LNG by vessel import prices rose 19.0 percent. And why are import prices going up. While domestic is not??? total imports increased 11.0 percent compared to last quarter. Pipeline imports from Canada increased by 11.0 percent, while pipeline imports from Mexico increased by 4.3 percent (although from a very small initial volume base). LNG imports by vessel increased 11.5 percent. Canadian imports by pipeline prices were up 5.5 percent from last quarter while Mexican imports by pipeline prices were also up 15.1 percent from last quarter. LNG import by vessel prices rose by 28.8 percent. 2017 FIRST QU. IMPORTS...Dept of Energy report....Why are we still importing gas...?? Imports to In the first quarter of 2017, the U.S. imported 851.4 Bcf of natural gas. *📍


First Name: e *📍
Middle Name: 📍
Last Name: e *📍
Mailing Address: e *📍
Mailing Address 2: e *📍
City: e *📍
Country: United States 📍
State or Province: Connecticut 📍
ZIP/Postal Code: e *📍
Email Address: 📍
Phone Number: 📍
Fax Number: 📍
Organization Name: 📍
Submitter's Representative: 📍
Government Agency Type: 📍
Government Agency: 📍
Cover Page: 




Document Optional Details


Status Set Date: 04/12/2018
Current Assignee: Bacon, Cuttie (DOE)
Status Set By: Freeman, Yohanna (DOE)

Comment Start Date: 
Comment Due Date: 
Legacy ID:
Tracking Number: 1k2-91cj-ycni 
Total Page Count Including Attachments: 1

Submitter Info


Comment: Why are we importing LNG should Be EXPORTING.....Trinidad & Tobago providing 2.8% of imports by ships...two other countries - Nigeria and Mexico. First quarter 2017 U.S. imports totaled 851.4 Bcf... LNG imports by vessel rose 11.5 percent compared to last quarter and fell 12.6 percent compared to the first quarter of 2016. Fifteen LNG cargos (26.3 Bcf) were imported by vessel this quarter, compared to nine cargos (23.6 Bcf) in the fourth quarter of 2016 and 15 cargos (30.1 Bcf) in the first quarter of 2016. Total U.S. imports were up 8.2 percent from the first quarter of 2016. Pipeline imports from Canada increased 9.0 percent, pipeline imports from Mexico increased 21.0 percent (although from a small base), and LNG imports by vessel decreased 12.6 percent. The average price of pipeline imports rose 43.4 percent and LNG by vessel import prices rose 19.0 percent. And why are import prices going up. While domestic is not??? total imports increased 11.0 percent compared to last quarter. Pipeline imports from Canada increased by 11.0 percent, while pipeline imports from Mexico increased by 4.3 percent (although from a very small initial volume base). LNG imports by vessel increased 11.5 percent. Canadian imports by pipeline prices were up 5.5 percent from last quarter while Mexican imports by pipeline prices were also up 15.1 percent from last quarter. LNG import by vessel prices rose by 28.8 percent. 2017 FIRST QU. IMPORTS...Dept of Energy report.....Why are we still importing gas...?? Imports to In the first quarter of 2017, the U.S. imported 851.4 Bcf of natural gas. * 

First Name: e * 
Middle Name: 
Last Name: e * 
Mailing Address: e * 
Mailing Address 2: e * 
City: e * 
Country: United States 
State or Province: Connecticut 
ZIP/Postal Code: e * 
Email Address: 

Phone Number: 

Fax Number: 

Organization Name: 

**Submitter's
Representative:** 

Government Agency Type: 

Government Agency: 

Cover Page: 