




Document Details

Docket ID:	DOE-HQ-2018-0009 ↻
Docket Title:	Applications to Export Liquefied Natural Gas: Galveston Bay LNG, LLC * ↻
Document File:	 HTML
Docket Phase:	Advanced Notice of Proposed Rulemaking (ANOPR)
Phase Sequence:	1
Original Document ID:	DOE_FRDOC_0001-DRAFT-0730
Current Document ID:	DOE-HQ-2018-0009-DRAFT-0005
Title:	Comment on FR Doc # 2018-01895 ↻
Number of Attachments:	0
Document Type:	PUBLIC SUBMISSIONS * ↻
Document Subtype:	Public Comment ↻
Comment on Document ID:	DOE-HQ-2018-0009-0001 ↻
Comment on Document Title:	Applications to Export Liquefied Natural Gas: Galveston Bay LNG, LLC ↻
Status:	Pending_Post ↻
Received Date:	02/06/2018 * ↻
Date Posted:	↻
Posting Restriction:	No restrictions ↻
Submission Type:	Web
Number of Submissions:	1 *

Document Optional Details

Submitter Info

Comment:	Japan, already the world's largest LNG market saw LNG imports increase by 25 percent from 2010 to 2012. The European Commission is looking to diversify its energy supplies away from Russia as part of its Energy Union Package of proposals . Mexico is importing more natural gas from the United States than ever before, and these imports are projected to only increase in the near future. Mexican natural gas consumption from its industry and electricity generators is on the rise while its production remains flat. Combined with increased U.S. natural gas production, this has resulted in U.S. pipeline exports of natural gas to Mexico doubling between
-----------------	---

2009 and 2013. Mexico's national energy ministry predicts that U.S. pipeline exports to Mexico will more than double again by 2019. Large U.S. energy resources mean that the United States may be in a position to assist in this goal. U.S. exports of natural gas also face a number of regulatory hurdles. Firms that wished to export natural gas would need to consider regulations from the Office of Fossil Energy, the Federal Energy Regulatory Commission (FERC), United States Coast Guard, the Pipeline and Hazardous Materials Safety Administration, the Clean Air Act, the Coastal Zone Management Act, and the Clean Water Act, among others. Any parties opposed to export can use these regulatory approval requirements to slow or block the siting of facilities and thus inhibit export.⁷⁰ However, regulations do not appear to be so stringent as to completely prevent exports. As of April 14, 2015 export terminals at Sabine, LA, Hackberry, LA, Freeport, TX, Corpus Christi, TX, and Cove Point, MD have been approved by FERC and are under construction. Current policy could still be changed in a number of ways in order to reduce the regulatory burden of exports further. For example, export authorization would be easier for firms to acquire if the United States signed a free trade agreement with the EU or passed legislation to permit LNG exports to specific countries, such as NATO allies. However, even in the absence of any direct exports, indirect exports could occur via small LNG export ports . *🌐

First Name: w *🌐

Middle Name: 🌐

Last Name: w *🌐

Mailing Address: w *🌐

Mailing Address 2: w *🌐

City: w *🌐

Country: United States 🌐

State or Province: Florida 🌐

ZIP/Postal Code: w *🌐

Email Address: 🌐

Phone Number: 🌐

Fax Number: 🌐

Organization Name: 🌐

Submitter's Representative: 🌐

Government Agency Type: 🌐

Government Agency: 🌐

Cover Page:





Document Optional Details

Status Set Date: 04/12/2018


Current Assignee: Bacon, Cuttie (DOE)

Status Set By: Freeman, Yohanna (DOE)

Comment Start Date: 

Comment Due Date: 


Legacy ID:

Tracking Number: 1k2-91ck-d6ho 

Total Page Count Including Attachments: 1


Submitter Info


Comment: Japan, already the world's largest LNG market saw LNG imports increase by 25 percent from 2010 to 2012. The European Commission is looking to diversify its energy supplies away from Russia as part of its Energy Union Package of proposals . Mexico is importing more natural gas from the United States than ever before, and these imports are projected to only increase in the near future. Mexican natural gas consumption from its industry and electricity generators is on the rise while its production remains flat. Combined with increased U.S. natural gas production, this has resulted in U.S. pipeline exports of natural gas to Mexico doubling between 2009 and 2013. Mexico's national energy ministry predicts that U.S. pipeline exports to Mexico will more than double again by 2019. Large U.S. energy resources mean that the United States may be in a position to assist in this goal. U.S. exports of natural gas also face a number of regulatory hurdles. Firms that wished to export natural gas would need to consider regulations from the Office of Fossil Energy, the Federal Energy Regulatory Commission (FERC), United States Coast Guard, the Pipeline and Hazardous Materials Safety Administration, the Clean Air Act, the Coastal Zone Management Act, and the Clean Water Act, among others. Any parties opposed to export can use these regulatory approval requirements to slow or block the siting of facilities and thus inhibit export.⁷⁰ However, regulations do not appear to be so stringent as to completely prevent exports. As of April 14, 2015 export terminals at Sabine, LA, Hackberry, LA, Freeport, TX, Corpus Christi, TX, and Cove Point, MD have been approved by FERC and are under construction. Current policy could still be changed in a number of ways in order to reduce the regulatory burden of exports further. For example, export authorization would be easier for firms to acquire if the United States signed a free trade agreement with the EU or passed legislation to permit LNG exports to specific countries, such as NATO allies. However, even in the absence of any direct exports, indirect exports could occur via small LNG export ports . * 


First Name: w * 


Middle Name: 


Last Name: w * 


Mailing Address: w * 


Mailing Address 2: w * 


City: w * 


Country: United States 


State or Province: Florida 


ZIP/Postal Code: w * 


Email Address: 


Phone Number: 

Fax Number: 

Organization Name: 

Submitter's Representative: 

Government Agency Type: 

Government Agency: 

Cover Page: 