



U.S. DEPARTMENT OF
ENERGY

Fossil
Energy

OFFICE OF OIL & NATURAL GAS

Table of Contents

LNG Monthly

(YTD – through March 2017)

1	Cumulative Map of LNG Exports	1
1a	Table of Shipments of Domestically-Produced LNG Delivered – from February 2016	2
2	LNG Activity	
2a	Shipments of Domestically-Produced LNG Delivered YTD 2017	3
2b	Shipments of Domestically-Produced LNG Shipped by ISO Container YTD 2017	4
2c	Shipments of LNG Re-Exported YTD 2017.....	5
2d	LNG Imports by Country, Receiving Terminal, and Importer	6
2e	Shipments of LNG Received YTD 2017.....	7
2f	Shipments of LNG Received YTD 2017, Puerto Rico	8
3	Graphical Summaries	9
4	Notes and Definitions	12

Office of Fossil Energy
Office of Oil & Natural Gas
Office of Regulation and International Engagement
Division of Natural Gas Regulation
Phone: 202-586-7991
Email: ngreports@hq.doe.gov

Shipments of Domestically-Produced LNG Delivered (Cumulative starting from February 2016)

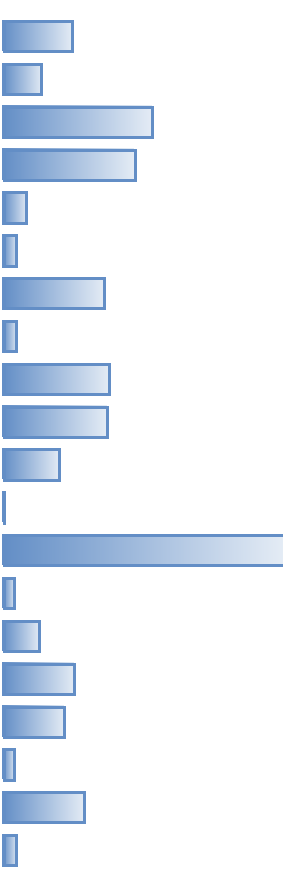


U.S. DEPARTMENT OF
ENERGY

Fossil
Energy

OFFICE OF OIL & NATURAL GAS

1a. Shipments of Domestically-Produced LNG Delivered (Cumulative starting from February 2016)

Country of Destination	Type of Export	Number of Cargos	Volume (Mcf of Natural Gas)	
Argentina	Vessel	6*	16,661,029	
Brazil	Vessel	4*	9,196,380	
Chile	Vessel	12*	35,306,524	
China	Vessel	10	30,949,773	
Dominican Republic	Vessel	2	5,878,766	
Egypt	Vessel	1	3,606,162	
India	Vessel	7	23,937,215	
Italy	Vessel	1	3,328,199	
Japan	Vessel	7	25,374,939	
Jordan	Vessel	8*	24,837,631	
Kuwait	Vessel	4	13,806,080	
Malta	Vessel	1	867,346	
Mexico	Vessel	21	66,614,332	
Pakistan	Vessel	1	3,165,927	
Portugal	Vessel	3*	8,834,056	
South Korea	Vessel	6	17,207,620	
Spain	Vessel	5*	14,698,174	
Thailand	Vessel	1	3,112,643	
Turkey	Vessel	6	19,685,746	
U.A.E.	Vessel	1	3,391,066	
Barbados	ISO Container	46	156,740	

Note:

Volume and Number of Cargos are the cumulative totals of each individual Country of Destination by Type of Export starting from February 2016.

* Split cargos counted as both individual cargos and countries.

Vessel = LNG Exports by Vessel and ISO container = LNG Exports by Vessel in ISO Containers.

Does not include re-exports of previously-imported LNG. See table 2c for re-exports data.

Office of Fossil Energy
Office of Oil & Natural Gas
Office of Regulation and International Engagement
Division of Natural Gas Regulation
Phone: 202-586-7991
Email: ngreports@hq.doe.gov



VESSEL-BORNE EXPORTS OF DOMESTICALLY-PRODUCED LIQUEFIED NATURAL GAS (LNG)

Table 2a

Date of Departure	Name of Exporter	Supplier	Docket Number	Docket Term	Country of Destination	Name of Tanker	Departure Terminal	Volume (Mcf of Natural Gas)	Price at Export Point \$/MMBtu	Notes
1/1/2017	Sabine Pass Liquefaction, LLC	Sabine Pass Liquefaction, LLC	10-111-LNG	Long-Term	Japan	Maethane Lydon Volney	Sabine Pass LNG Terminal	3,111,137	\$ 3.72	
1/2/2017	Sabine Pass Liquefaction, LLC	Sabine Pass Liquefaction, LLC	10-111-LNG	Long-Term	Spain	Sestao Knutsen	Sabine Pass LNG Terminal	2,946,374	\$ 3.72	
1/4/2017	Sabine Pass Liquefaction, LLC	Sabine Pass Liquefaction, LLC	10-85-LNG	Long-Term	Mexico	Clean Ocean	Sabine Pass LNG Terminal	3,455,279	\$ 7.52	[L]
1/5/2017	Sabine Pass Liquefaction, LLC	Sabine Pass Liquefaction, LLC	10-111-LNG	Long-Term	Malta	Gaslog Santiago	Sabine Pass LNG Terminal	867,346	\$ 4.52	[*]
1/5/2017	Sabine Pass Liquefaction, LLC	Sabine Pass Liquefaction, LLC	10-85-LNG	Long-Term	Jordan	Gaslog Santiago	Sabine Pass LNG Terminal	2,428,613	\$ 4.52	[*]
1/7/2017	Sabine Pass Liquefaction, LLC	Sabine Pass Liquefaction, LLC	10-85-LNG	Long-Term	Mexico	Cool Voyager	Sabine Pass LNG Terminal	3,428,332	\$ 7.52	[L]
1/11/2017	Sabine Pass Liquefaction, LLC	Sabine Pass Liquefaction, LLC	10-111-LNG	Long-Term	India	SCF Mitre	Sabine Pass LNG Terminal	3,622,568	\$ 4.52	
1/15/2017	Sabine Pass Liquefaction, LLC	Sabine Pass Liquefaction, LLC	10-111-LNG	Long-Term	Spain	Rioja Knutsen	Sabine Pass LNG Terminal	3,644,042	\$ 7.01	[L]
1/17/2017	Sabine Pass Liquefaction, LLC	Sabine Pass Liquefaction, LLC	10-111-LNG	Long-Term	Japan	Creole Spirit	Sabine Pass LNG Terminal	3,703,484	\$ 7.52	[L]
1/18/2017	Sabine Pass Liquefaction, LLC	Sabine Pass Liquefaction, LLC	10-85-LNG	Long-Term	Mexico	Maran Gas Pericles	Sabine Pass LNG Terminal	3,025,173	\$ 4.52	[*]
1/18/2017	Sabine Pass Liquefaction, LLC	Sabine Pass Liquefaction, LLC	10-85-LNG	Long-Term	Mexico	Maran Gas Pericles	Sabine Pass LNG Terminal	394,212	\$ 7.52	[*] [L]
1/24/2017	Sabine Pass Liquefaction, LLC	Sabine Pass Liquefaction, LLC	10-111-LNG	Long-Term	China	Maran Gas Achilles	Sabine Pass LNG Terminal	3,391,087	\$ 4.52	
1/25/2017	Sabine Pass Liquefaction, LLC	Sabine Pass Liquefaction, LLC	10-111-LNG	Long-Term	Portugal	Golar Kelvin	Sabine Pass LNG Terminal	3,442,365	\$ 7.01	[L]
1/26/2017	Sabine Pass Liquefaction, LLC	Sabine Pass Liquefaction, LLC	10-85-LNG	Long-Term	Mexico	Stena Crystal Sky	Sabine Pass LNG Terminal	3,706,516	\$ 7.52	[L]
1/28/2017	Sabine Pass Liquefaction, LLC	Sabine Pass Liquefaction, LLC	15-171-LNG	Short-Term	Spain	Methane Spirit	Sabine Pass LNG Terminal	3,411,662	\$ 7.00	[S] [C] [L]
1/29/2017	Sabine Pass Liquefaction, LLC	Sabine Pass Liquefaction, LLC	10-111-LNG	Long-Term	Japan	Maria Energy	Sabine Pass LNG Terminal	3,718,018	\$ 7.52	[L]
1/31/2017	Sabine Pass Liquefaction, LLC	Sabine Pass Liquefaction, LLC	10-85-LNG	Long-Term	Jordan	Galea	Sabine Pass LNG Terminal	2,939,021	\$ 7.52	[L]
2/2/2017	Sabine Pass Liquefaction, LLC	Sabine Pass Liquefaction, LLC	10-111-LNG	Long-Term	Portugal	Clean Ocean	Sabine Pass LNG Terminal	1,691,600	\$ 6.90	[*] [L]
2/2/2017	Sabine Pass Liquefaction, LLC	Sabine Pass Liquefaction, LLC	10-111-LNG	Long-Term	Spain	Clean Ocean	Sabine Pass LNG Terminal	1,765,661	\$ 6.90	[*] [L]
2/3/2017	Sabine Pass Liquefaction, LLC	Sabine Pass Liquefaction, LLC	10-111-LNG	Long-Term	Turkey	La Manchua Knutsen	Sabine Pass LNG Terminal	3,705,488	\$ 6.39	[L]
2/5/2017	Sabine Pass Liquefaction, LLC	Sabine Pass Liquefaction, LLC	10-111-LNG	Long-Term	India	Palu LNG	Sabine Pass LNG Terminal	3,399,239	\$ 3.90	
2/9/2017	Sabine Pass Liquefaction, LLC	Sabine Pass Liquefaction, LLC	15-171-LNG	Short-Term	Mexico	Cool Voyager	Sabine Pass LNG Terminal	3,427,486	\$ 7.07	[S] [C]
2/11/2017	Sabine Pass Liquefaction, LLC	Sabine Pass Liquefaction, LLC	10-111-LNG	Long-Term	Turkey	Oak Spirit	Sabine Pass LNG Terminal	3,696,872	\$ 6.90	[L]
2/12/2017	Sabine Pass Liquefaction, LLC	Sabine Pass Liquefaction, LLC	10-111-LNG	Long-Term	China	Maran Gas Amphipolis	Sabine Pass LNG Terminal	3,464,863	\$ 3.90	
2/14/2017	Sabine Pass Liquefaction, LLC	Sabine Pass Liquefaction, LLC	10-85-LNG	Long-Term	Mexico	Rioja Knutsen	Sabine Pass LNG Terminal	3,606,218	\$ 6.39	[L]
2/15/2017	Sabine Pass Liquefaction, LLC	Sabine Pass Liquefaction, LLC	10-85-LNG	Long-Term	Chile	Gemmata	Sabine Pass LNG Terminal	2,950,188	\$ 6.90	[L]
2/17/2017	Sabine Pass Liquefaction, LLC	Sabine Pass Liquefaction, LLC	10-111-LNG	Long-Term	China	Maran Gas Pericles	Sabine Pass LNG Terminal	3,444,825	\$ 3.90	
2/20/2017	Sabine Pass Liquefaction, LLC	Sabine Pass Liquefaction, LLC	15-171-LNG	Short-Term	Mexico	Ribera del Duero	Sabine Pass LNG Terminal	3,667,863	\$ 5.33	[S] [C]
2/20/2017	Sabine Pass Liquefaction, LLC	Sabine Pass Liquefaction, LLC	15-171-LNG	Short-Term	Kuwait	Golar Penguin	Sabine Pass LNG Terminal	3,378,113	\$ 5.29	[S]
2/23/2017	Sabine Pass Liquefaction, LLC	Sabine Pass Liquefaction, LLC	10-85-LNG	Long-Term	Jordan	Madrid Spirit	Sabine Pass LNG Terminal	2,944,820	\$ 3.90	
2/24/2017	Sabine Pass Liquefaction, LLC	Sabine Pass Liquefaction, LLC	15-171-LNG	Short-Term	Mexico	Stena Crystal Sky	Sabine Pass LNG Terminal	3,705,611	\$ 5.89	[S] [C]
2/26/2017	Sabine Pass Liquefaction, LLC	Sabine Pass Liquefaction, LLC	10-111-LNG	Long-Term	Japan	Stena Clear Sky	Sabine Pass LNG Terminal	3,705,039	\$ 6.90	[L]
2/28/2017	Sabine Pass Liquefaction, LLC	Sabine Pass Liquefaction, LLC	10-111-LNG	Long-Term	China	Clean Planet	Sabine Pass LNG Terminal	3,428,365	\$ 6.39	[L]
3/2/2017	Sabine Pass Liquefaction, LLC	Sabine Pass Liquefaction, LLC	10-85-LNG	Long-Term	South Korea	Gaslog Gibraltar	Sabine Pass LNG Terminal	3,583,966	\$ 3.02	
3/8/2017	Sabine Pass Liquefaction, LLC	Sabine Pass Liquefaction, LLC	15-171-LNG	Short-Term	Mexico	Cool Voyager	Sabine Pass LNG Terminal	3,404,694	\$ 5.10	[S] [C]
3/9/2017	Sabine Pass Liquefaction, LLC	Sabine Pass Liquefaction, LLC	10-85-LNG	Long-Term	Jordan	Maran Gas Apollonia	Sabine Pass LNG Terminal	3,358,596	\$ 3.02	
3/12/2017	Sabine Pass Liquefaction, LLC	Sabine Pass Liquefaction, LLC	10-85-LNG	Long-Term	Jordan	Golar Kelvin	Sabine Pass LNG Terminal	3,296,471	\$ 5.51	[L]
3/15/2017	Sabine Pass Liquefaction, LLC	Sabine Pass Liquefaction, LLC	10-111-LNG	Long-Term	Pakistan	Gaslog Skagen	Sabine Pass LNG Terminal	3,165,927	\$ 3.02	
3/17/2017	Sabine Pass Liquefaction, LLC	Sabine Pass Liquefaction, LLC	15-171-LNG	Short-Term	South Korea	Clean Ocean	Sabine Pass LNG Terminal	3,457,554	\$ 4.34	[S] [C]
3/19/2017	Sabine Pass Liquefaction, LLC	Sabine Pass Liquefaction, LLC	15-171-LNG	Short-Term	Turkey	Oak Spirit	Sabine Pass LNG Terminal	3,520,905	\$ 4.42	[S]
3/20/2017	Sabine Pass Liquefaction, LLC	Sabine Pass Liquefaction, LLC	15-171-LNG	Short-Term	Dominican Republic	GDF Suez Point Fortin	Sabine Pass LNG Terminal	2,933,786	\$ 5.37	[S]
3/22/2017	Sabine Pass Liquefaction, LLC	Sabine Pass Liquefaction, LLC	10-111-LNG	Long-Term	Thailand	Methane Alison Victoria	Sabine Pass LNG Terminal	3,112,643	\$ 3.02	
3/24/2017	Sabine Pass Liquefaction, LLC	Sabine Pass Liquefaction, LLC	15-171-LNG	Short-Term	Mexico	Creole Spirit	Sabine Pass LNG Terminal	3,707,229	\$ 4.54	[S] [C]
3/26/2017	Sabine Pass Liquefaction, LLC	Sabine Pass Liquefaction, LLC	10-85-LNG	Long-Term	Mexico	Rioja Knutsen	Sabine Pass LNG Terminal	3,615,896	\$ 5.51	[L]
3/30/2017	Sabine Pass Liquefaction, LLC	Sabine Pass Liquefaction, LLC	10-111-LNG	Long-Term	Kuwait	Valencia Knutsen	Sabine Pass LNG Terminal	3,360,169	\$ 3.02	
3/30/2017	Sabine Pass Liquefaction, LLC	Sabine Pass Liquefaction, LLC	10-85-LNG	Long-Term	Chile	Gallina	Sabine Pass LNG Terminal	2,951,103	\$ 6.02	[L]
TOTAL Exports of LNG								146,686,419		

[S] Spot - a one-time transaction for near-term delivery of a specific quantity of LNG at a specific location. Prior to 2006, spot cargos could be included in either long-term or short-term authorization types.

[*] Split cargo - a single shipment of LNG where portions of the cargo have different transactional characteristics. For instance, a single cargo can have more than one buyer, supplier, price, unloading port, or DOE authorization.

[C] Commissioning cargo - pre-commercial cargo loaded while export facility operations are still undergoing final testing and inspection. Commissioning cargos may occur multiple times for the same facility as individual LNG trains enter service.

[L] Liquefaction fees - liquefaction fees have been included in the cargo's price. Export prices for cargos made pursuant to long-term sales and purchase agreements (SPA's) or contracts do not include liquefaction fees unless indicated.

Countries of destination are current as of publication date. Any updates to countries of destination reported will be published in the next scheduled *LNG Monthly*.

Office of Fossil Energy
Office of Oil & Natural Gas
Office of Regulation and International Engagement
Division of Natural Gas Regulation
Phone: 202-586-7991
Email: ngreports@hq.doe.gov



VESSEL-BORNE EXPORTS OF DOMESTICALLY-PRODUCED LIQUEFIED NATURAL GAS (LNG) SHIPPED BY ISO CONTAINER

Table 2b

Date of Departure	Name of Exporter	Supplier	Docket Number	Country of Destination	Name of Ocean Going Vessel	ISO Container Loading Facility & Location	U.S. Export Port or Terminal	Volume (Mcf of Natural Gas)	Price at Export Point \$/MMBtu	Notes
1/6/2017	American LNG Marketing, LLC	Peninsula Energy Services Co	14-209-LNG	Barbados	Regula	Hialeah, FL	Seaboard Marine - Miami, FL	4,458	\$ 10.00	
1/13/2017	American LNG Marketing, LLC	Peninsula Energy Services Co	14-209-LNG	Barbados	Sandwig	Hialeah, FL	Seaboard Marine - Miami, FL	4,458	\$ 10.00	
1/20/2017	American LNG Marketing, LLC	Peninsula Energy Services Co	14-209-LNG	Barbados	Stoer Trader	Hialeah, FL	Seaboard Marine - Miami, FL	5,944	\$ 10.00	
1/26/2017	American LNG Marketing, LLC	Peninsula Energy Services Co	14-209-LNG	Barbados	Hamburg Trader	Hialeah, FL	Seaboard Marine - Miami, FL	6,687	\$ 10.00	
2/2/2017	American LNG Marketing, LLC	Peninsula Energy Services Co	14-209-LNG	Barbados	Boston Trader	Hialeah, FL	King Ocean Services - Fort Lauderdale, FL	2,544	\$ 10.00	
2/9/2017	American LNG Marketing, LLC	Peninsula Energy Services Co	14-209-LNG	Barbados	Hohebank	Hialeah, FL	King Ocean Services - Fort Lauderdale, FL	5,088	\$ 10.00	
2/16/2017	American LNG Marketing, LLC	Peninsula Energy Services Co	14-209-LNG	Barbados	Lena River	Hialeah, FL	King Ocean Services - Fort Lauderdale, FL	3,816	\$ 10.00	
2/23/2017	American LNG Marketing, LLC	Peninsula Energy Services Co	14-209-LNG	Barbados	Vega Luna	Hialeah, FL	King Ocean Services - Fort Lauderdale, FL	3,816	\$ 10.00	
3/2/2017	American LNG Marketing, LLC	Peninsula Energy Services Co	14-209-LNG	Barbados	Boston Trader	Hialeah, FL	King Ocean Services - Fort Lauderdale, FL	3,816	\$ 10.00	
3/9/2017	American LNG Marketing, LLC	Peninsula Energy Services Co	14-209-LNG	Barbados	Hohebank	Hialeah, FL	King Ocean Services - Fort Lauderdale, FL	5,088	\$ 10.00	
3/16/2017	American LNG Marketing, LLC	Peninsula Energy Services Co	14-209-LNG	Barbados	Lena River	Hialeah, FL	King Ocean Services - Fort Lauderdale, FL	3,816	\$ 10.00	
3/23/2017	American LNG Marketing, LLC	Peninsula Energy Services Co	14-209-LNG	Barbados	Vega Luna	Hialeah, FL	King Ocean Services - Fort Lauderdale, FL	3,816	\$ 10.00	
3/30/2017	American LNG Marketing, LLC	Peninsula Energy Services Co	14-209-LNG	Barbados	Boston Trader	Hialeah, FL	King Ocean Services - Fort Lauderdale, FL	3,816	\$ 10.00	
TOTAL Exports of LNG (ISO)								57,163		

[S] Spot - a one-time transaction for near-term delivery of a specific quantity of LNG at a specific location. Prior to 2006, spot cargos could be included in either long-term or short-term authorization types.

[*] Split cargo - a single shipment of LNG where portions of the cargo have different transactional characteristics. For instance, a single cargo can have more than one buyer, supplier, price, unloading port, loading port, or DOE authorization.

ISO container - LNG delivered into approved ISO LNG containers (truck or rail-mounted), then loaded onto container ships or roll-on / roll-off ocean-going carriers for transport.

Office of Fossil Energy
Office of Oil & Natural Gas
Office of Regulation and International Engagement
Division of Natural Gas Regulation
Phone: 202-586-7991
Email: ngreports@hq.doe.gov



VESSEL-BORNE RE-EXPORTS OF LIQUEFIED NATURAL GAS (LNG)

Table 2c

Date of Departure	Authorization Holder	Supplier(s)	Exporter	Purchaser	Docket Number	Country of Destination	Name of Tanker	Departure Terminal	Volume (Mcf of Natural Gas)	Price at Export Point Price \$/MMBtu	Notes
None.											
TOTAL Re-Exports of LNG									0		

[S] Spot - a one-time transaction for near-term delivery of a specific quantity of LNG at a specific location. Prior to 2006, spot cargos could be included in either long-term or short-term authorization types.
[*] Split cargo - a single shipment of LNG where portions of the cargo have different transactional characteristics. For instance, a single cargo can have more than one buyer, supplier, price, unloading port, loading port, or DOE authorization.
[C] Commissioning cargo - pre-commercial cargo loaded while export facility operations are still undergoing final testing and inspection. Commissioning cargos may occur multiple times for the same facility as individual LNG trains enter service.



Table 2d

[illegible]

Table 2d(i)

[illegible]

Table 2d(ii)

[illegible]

SHORT-TERM VESSEL-BORNE IMPORTS OF LIQUEFIED NATURAL GAS

Table 2e(i)

Discharge Month	Date of Arrival	Name of Importer	Seller	Docket Number	Country of Origin	Name of Tanker	Receiving Terminal	Volume (Mcf of Natural Gas)	Landed Price (\$/MMBtu)	Notes
January	1/1/2017	Shell NA LNG LLC	Shell International Trading Middle East Limited	16-10-LNG	Nigeria	Madrid Spirit	Cove Point	2,753,327	\$ 5.60	[S]
January	1/31/2017	BG LNG Services, LLC	Shell LNG Trinidad & Tobago	16-01-LNG	Trinidad	Sestao Knutsen	Elba Island	2,868,361	\$ 3.93	[S]
TOTAL Short-Term Imports of LNG								5,621,688		

[S] Spot - a one-time transaction for near-term delivery of a specific quantity of LNG at a specific location. Prior to 2006, spot cargos could be included in either long-term or short-term authorization types.

[*] Split cargo - a single shipment of LNG where portions of the cargo have different transactional characteristics. For instance, a single cargo can have more than one buyer, supplier, price, unloading port, loading port, or DOE authorization.

LONG-TERM VESSEL-BORNE IMPORTS OF LIQUEFIED NATURAL GAS

Table 2e(ii)

Discharge Month	Date of Arrival	Name of Importer	Seller	Docket Number	Country of Origin	Name of Tanker	Receiving Terminal	Volume (Mcf of Natural Gas)	Landed Price (\$/MMBtu)	Notes
January	1/2/2017	Engie Gas & LNG LLC	Atlantic LNG Company	95-100-LNG	Trinidad	Gaselys	Everett, MA	263,972	\$ 7.22	[*]
January	1/2/2017	Engie Gas & LNG LLC	Atlantic LNG 2/3 Company	95-100-LNG	Trinidad	Gaselys	Everett, MA	2,072,650	\$ 6.03	[*]
January	1/10/2017	Engie Gas & LNG LLC	Atlantic LNG Company	95-100-LNG	Trinidad	BW GDF Suez Everett	Everett, MA	2,372,048	\$ 5.97	
January	1/21/2017	Engie Gas & LNG LLC	Atlantic LNG Company	95-100-LNG	Trinidad	Gaselys	Everett, MA	213,285	\$ 6.00	[*]
January	1/21/2017	Engie Gas & LNG LLC	Atlantic LNG 2/3 Company	95-100-LNG	Trinidad	Gaselys	Everett, MA	2,392,997	\$ 5.02	[*]
February	2/2/2017	Engie Gas & LNG LLC	Atlantic LNG Company	95-100-LNG	Trinidad	BW GDF Suez Everett	Everett, MA	2,344,644	\$ 5.99	
February	2/9/2017	Engie Gas & LNG LLC	Atlantic LNG Company	95-100-LNG	Trinidad	BW GDF Suez Boston	Everett, MA	2,142,800	\$ 6.05	
February	2/16/2017	Engie Gas & LNG LLC	Atlantic LNG Company	95-100-LNG	Trinidad	BW GDF Suez Everett	Everett, MA	1,233,684	\$ 6.67	[*] [E-P]
February	2/28/2017	Engie Gas & LNG LLC	Atlantic LNG Company	95-100-LNG	Trinidad	BW GDF Suez Boston	Everett, MA	725,018	\$ 6.73	[*]
February	2/28/2017	Engie Gas & LNG LLC	Atlantic LNG 2/3 Company	95-100-LNG	Trinidad	BW GDF Suez Boston	Everett, MA	2,022,336	\$ 5.60	[*]
March	3/7/2017	Engie Gas & LNG LLC	Atlantic LNG Company	95-100-LNG	Trinidad	BW GDF Suez Everett	Everett, MA	1,383,160	\$ 6.52	
March	3/18/2017	Engie Gas & LNG LLC	Atlantic LNG Company	95-100-LNG	Trinidad	BW GDF Suez Boston	Everett, MA	608,122	\$ 3.36	
March	3/23/2017	Engie Gas & LNG LLC	Atlantic LNG Company	95-100-LNG	Trinidad	BW GDF Suez Everett	Everett, MA	2,879,104	\$ 3.15	
TOTAL Long-Term Imports of LNG								20,653,820		

TOTAL LNG IMPORTS

26,275,508

[S] Spot - a one-time transaction for near-term delivery of a specific quantity of LNG at a specific location. Prior to 2006, spot cargos could be included in either long-term or short-term authorization types.

[*] Split cargo - a single shipment of LNG where portions of the cargo have different transactional characteristics. For instance, a single cargo can have more than one buyer, supplier, price, unloading port, loading port, or DOE authorization.

[E-P] - a portion of this cargo was delivered to Everett, MA on 16 February 2017 and a portion was delivered to Ponce, Puerto Rico on 22 February 2017.

Office of Fossil Energy
Office of Oil & Natural Gas
Office of Regulation and International Engagement
Division of Natural Gas Regulation
Phone: 202-586-7991
Email: ngreports@hq.doe.gov



VESSEL-BORNE IMPORTS OF LIQUEFIED NATURAL GAS (LNG) TO PUERTO RICO

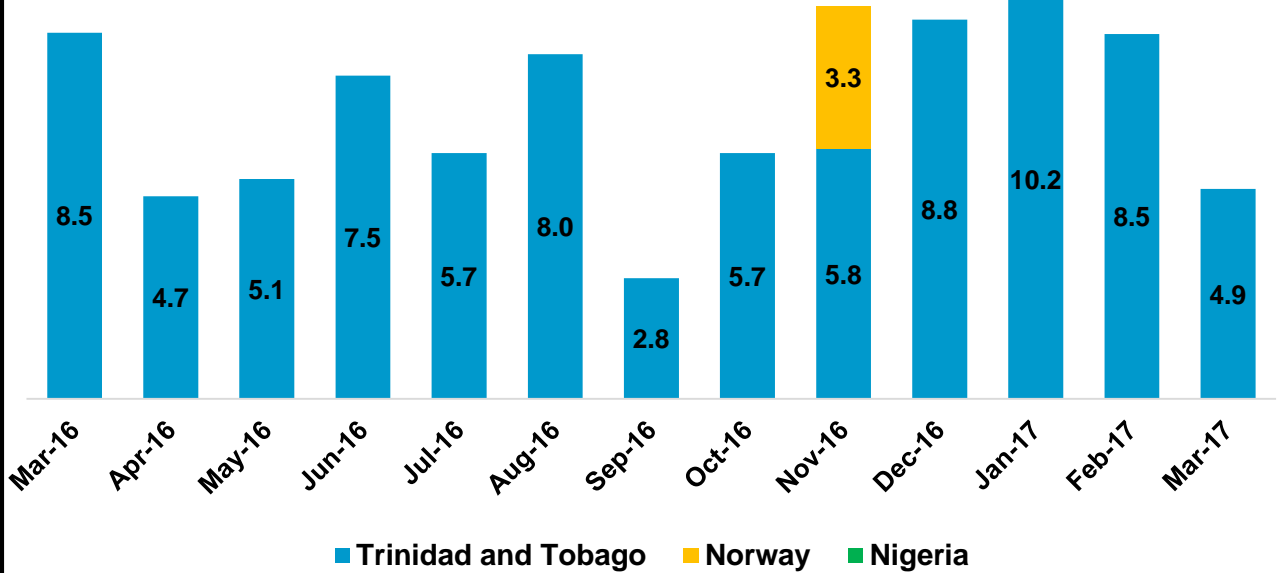
Table 2f

Discharge Month	Date of Arrival	Name of Importer	Seller	Docket Number	Country of Origin	Name of Tanker	Receiving Terminal	Volume (Mcf of Natural Gas)	Landed Price (\$/MMBtu)	Notes
January	1/7/2017	EcoElectrica, L.P.	Engie Gas & LNG LLC	94-91-LNG	Trinidad	BW GDF Suez Boston	Ponce, PR	1,929,119	\$ 3.86	
January	1/25/2017	Gas Natural Aproveisionamientos SDG, S.A.	Gas Natural Aproveisionamientos SDG, S.A	15-7-LNG	Trinidad	Iberica Knutsen	Ponce, PR	2,846,233	\$ 9.41	
February	2/12/2017	Gas Natural Aproveisionamientos SDG, S.A.	Gas Natural Aproveisionamientos SDG, S.A	15-7-LNG	Trinidad	Clean Planet	Ponce, PR	2,628,814	\$ 7.22	
February	2/22/2017	EcoElectrica, L.P.	Engie Gas & LNG LLC	94-91-LNG	Trinidad	BW GDF Suez Everett	Ponce, PR	1,351,241	\$ 3.59	[*] [E-P]
March	3/2/2017	EcoElectrica, L.P.	Engie Gas & LNG LLC	94-91-LNG	Trinidad	BW GDF Suez Everett	Ponce, PR	1,415,067	\$ 3.42	
March	3/22/2017	Gas Natural Aproveisionamientos SDG, S.A.	Gas Natural Aproveisionamientos SDG, S.A	15-7-LNG	Trinidad	Iberica Knutsen	Ponce, PR	2,665,125	\$ 7.28	
TOTAL Imports of LNG to Puerto Rico								12,835,599		

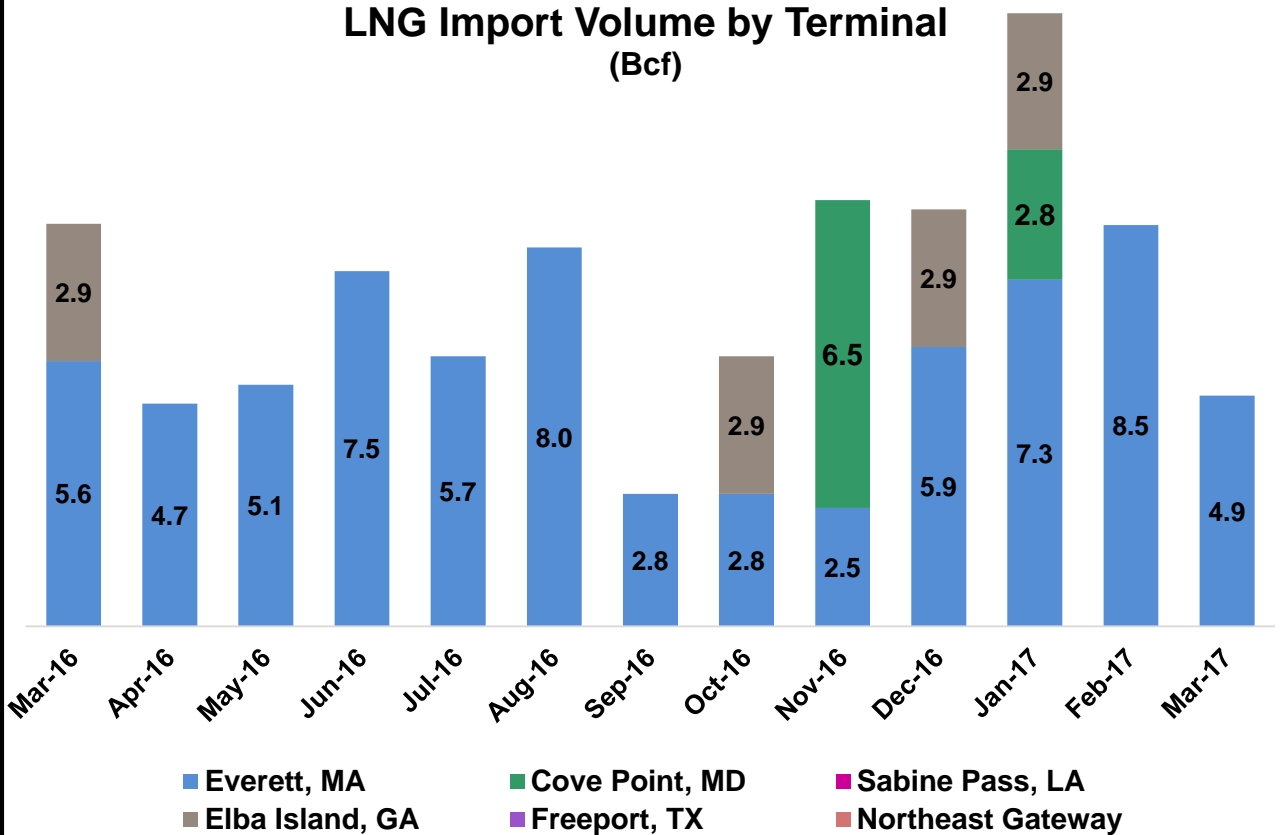
[*] Split cargo - a single shipment of LNG where portions of the cargo have different transactional characteristics. For instance, a single cargo can have more than one buyer, supplier, price, unloading port, loading port, or DOE authorization.

[E-P] - a portion of this cargo was delivered to Everett, MA on 16 February 2017 and a portion was delivered to Ponce, Puerto Rico on 22 February 2017.

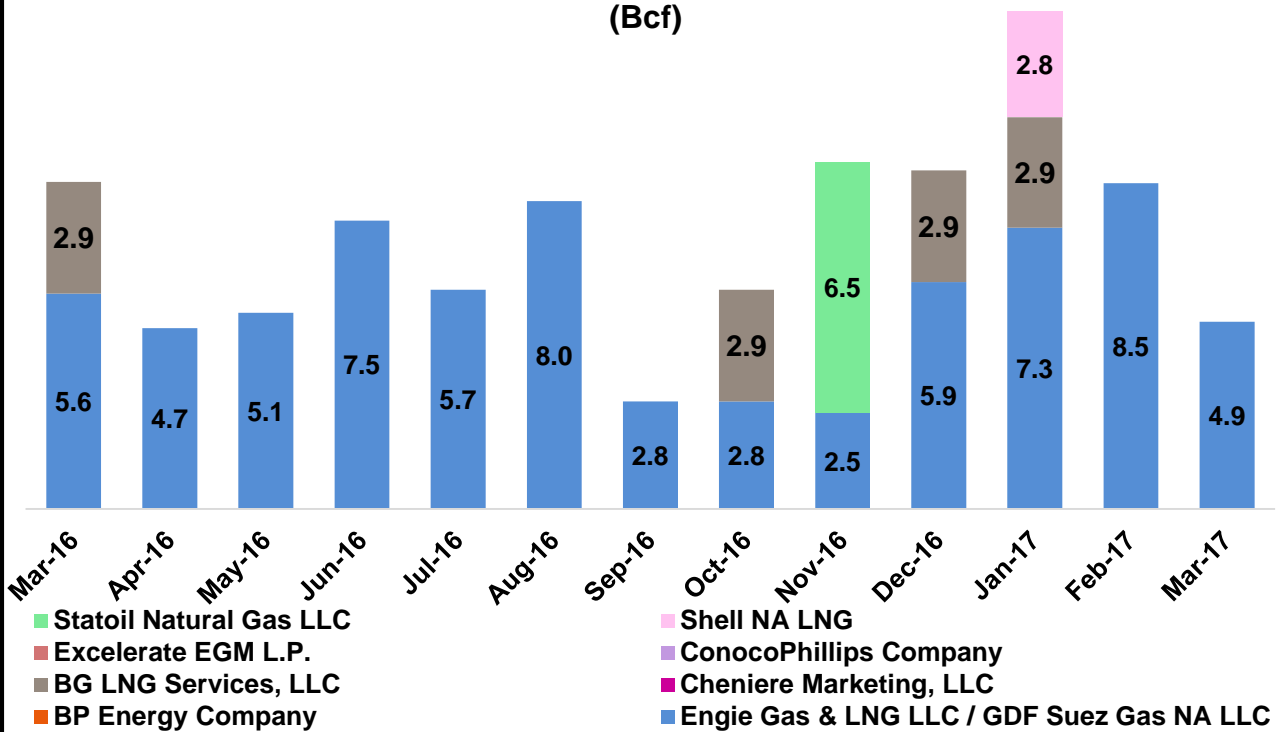
LNG Import Volume by Country (Bcf)



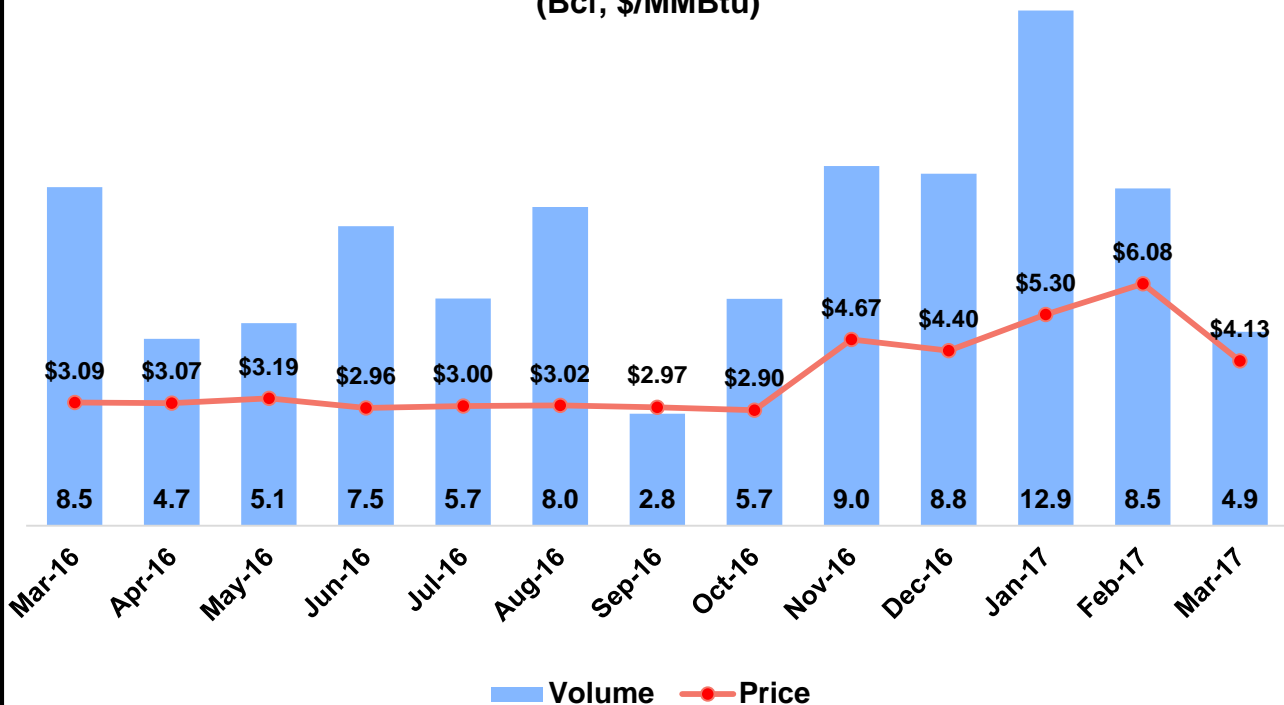
LNG Import Volume by Terminal (Bcf)



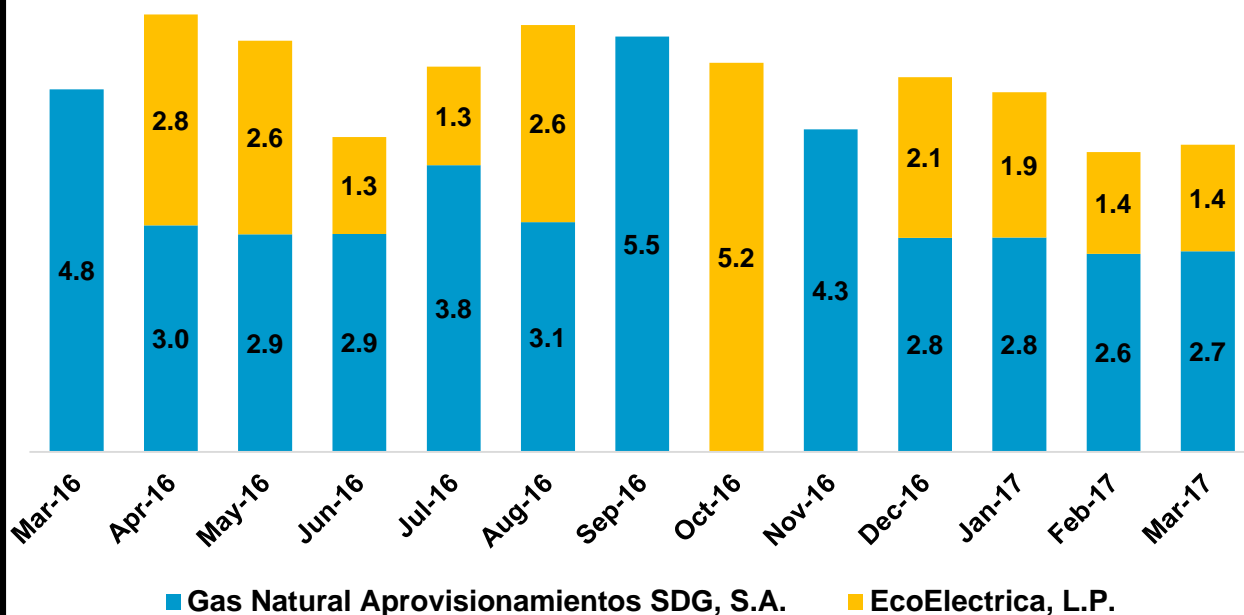
LNG Import Volume by Company (Bcf)



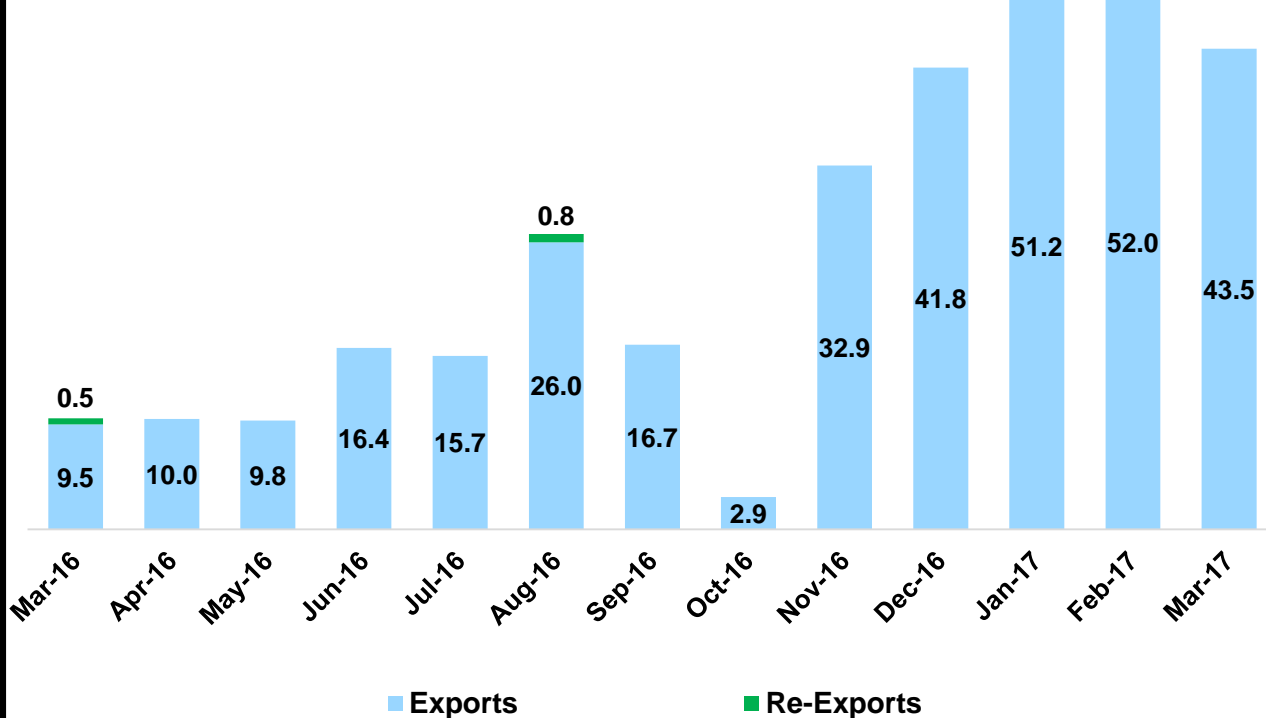
Volume and Weighted Average Price of Vessel-borne LNG Imports by Month (Bcf, \$/MMBtu)



LNG Import Volume by Company, Puerto Rico (Bcf)



LNG Vessel Exports and Re-Exports by Month (Bcf)



NOTES AND DEFINITIONS

- 1) Import prices are "landed" which is the commodity price plus transportation to the US terminal. They do NOT include regassification. They DO include off-loading.
- 2) The data are provided by importers and exporters as a condition of their authorizations (which are issued by this office). They are reported as filed, after DOE review and any subsequent revisions by importers and exporters.
- 3) Spot cargos [S] are a one-time transaction for near-term delivery of a specific quantity of LNG at a specific location. Prior to 2006, spot cargos could be included in either long-term or short-term authorization types.
- 4) Split cargos [*] refer to a single shipment of LNG where portions of the cargo have different transactional characteristics. For instance, a single cargo can have more than one buyer, supplier, price, unloading port, loading port, or DOE authorization.
- 5) Commissioning cargos [C] refer to pre-commercial cargos loaded while export facility operations are still undergoing final testing and inspection. Commissioning cargos may occur multiple times for the same facility as individual LNG trains enter service.
- 6) Short-term imports or exports are those cargos imported or exported under a company's short-term or "blanket" authorization. This type of authorization covers supply contracts with terms up to 2 years, including spot cargos. The authorization is not based on a specific supply contract, but covers all of the importer's short-term supply deals. DOE does not have copies of those contracts and they are not filed with the applications.
- 7) Long-term imports or exports are those cargos imported or exported under a company's long-term authorization. This type of authorization is tied to one specific supply contract with a term of more than two years. Redacted copies of the contracts are available on our website (please see below).
- 8) Authorization holders are required to file volume data in thousand cubic feet (Mcf). Therefore, data collected does not necessarily include equivalent amounts of energy, measured in million British thermal units (MMBtu).
- 9) Prices for exports from Kenai, Alaska are "delivered." This is the commodity price plus transportation to the receiving terminal in the destination country.
- 10) Prices for re-exports are the prices at the point of export, also known as FOB (free on board).
- 11) Export prices for cargos made pursuant to long-term SPA's/contracts typically do not include liquefaction fees. Exceptions where liquefaction fees have been included in a cargo's price will be noted with Note [L].

Our web address is: www.fossil.energy.gov
Click "Services," then click "Natural Gas Regulation."



U.S. DEPARTMENT OF
ENERGY

Fossil
Energy