U.S. DEPARTMENT OF ENERGY | Fossil Energy

OFFICE OF OIL & NATURAL GAS

Table of Contents
LNG Monthly
(YTD – through December 2016)

1 Map of LNG Exports 1

2 LNG Activity

2a Shipments of Domestically-Produced LNG Delivered YTD 2016 2

2b Shipments of Domestically-Produced LNG Shipped by ISO Container YTD 2016 3

2c Shipments of LNG Re-Exported YTD 2016 4

2d LNG Imports by Country, Receiving Terminal, and Importer 5

2e Shipments of LNG Received YTD 2016 6

2f Shipments of LNG Received YTD 2016, Puerto Rico 7

3 Graphical Summaries 8

4 FAQs 11

Office of Fossil Energy
Office of Oil & Natural Gas
Office of Regulation and International Engagement
Division of Natural Gas Regulation
Phone: 202-586-7991
Email: ngreports@hq.doe.gov

2016 Shipments of Domestically-Produced LNG Delivered (YTD – through December 2016)

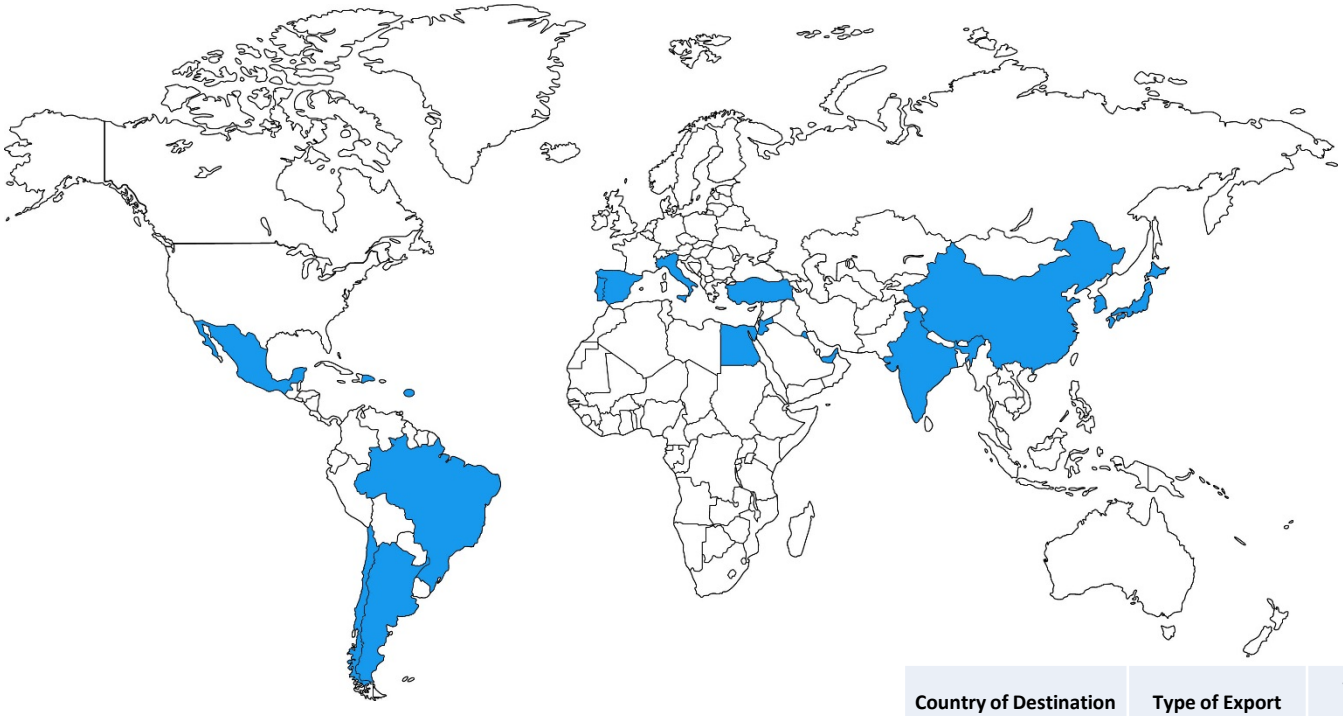

Country of Destination	Type of Export	Volume (Mcf of Natural Gas)	Number of Cargos
Argentina	Vessel	16,661,029	6*
Brazil	Vessel	9,196,380	4*
Chile	Vessel	29,405,233	10*
China	Vessel	17,220,633	6
Dominican Republic	Vessel	2,944,980	1
Egypt	Vessel	3,606,162	1
India	Vessel	16,915,408	5
Italy	Vessel	3,328,199	1
Japan	Vessel	11,137,261	3
Jordan	Vessel	9,870,110	3
Kuwait	Vessel	7,067,798	2
Mexico	Vessel	27,469,823	9
Portugal	Vessel	3,700,091	1
South Korea	Vessel	10,166,100	4
Spain	Vessel	2,930,435	1
Turkey	Vessel	8,762,481	3
U.A.E.	Vessel	3,391,066	1
Barbados	ISO Container	99,577	33

Notes:
Volume and Number of Cargos are the YTD total of each individual Country by Export Type.
* Split cargos counted as both individual cargos and countries.
Vessel = LNG Exports by Vessel and ISO container = LNG Exports by Vessel in ISO Containers
Does not include re-exports of previously-imported LNG. See table 2c for re-exports data.

Office of Fossil Energy
Office of Oil & Natural Gas
Office of Regulation and International Engagement
Division of Natural Gas Regulation
Phone: 202-586-7991
Email: ngreports@hq.doe.gov

U.S. DEPARTMENT OF ENERGY | Fossil Energy

VESSEL-BORNE EXPORTS OF DOMESTICALLY-PRODUCED LIQUEFIED NATURAL GAS (LNG)

Table 2a

Date of Departure	Name of Exporter	Supplier	Docket Number	Country of Destination	Name of Tanker	Departure Terminal	Volume (Mcf of Natural Gas)	Price at Export Point $/MMBtu	Notes
2/24/2016	Sabine Pass Liquefaction, LLC	Sabine Pass Liquefaction, LLC	15-171-LNG	Brazil	Asia Vision	Sabine Pass LNG Terminal	1,993,109	$ 3.35	[S], [C]
3/15/2016	Sabine Pass Liquefaction, LLC	Sabine Pass Liquefaction, LLC	15-171-LNG	India	Clean Ocean	Sabine Pass LNG Terminal	2,843,575	$ 3.77	[S], [C]
3/26/2016	Sabine Pass Liquefaction, LLC	Sabine Pass Liquefaction, LLC	15-171-LNG	Brazil	Gaslog Salem	Sabine Pass LNG Terminal	3,270,357	$ 3.62	[S], [C]
3/28/2016	Sabine Pass Liquefaction, LLC	Sabine Pass Liquefaction, LLC	15-171-LNG	U.A.E.	Energy Atlantic	Sabine Pass LNG Terminal	3,391,066	$ 3.95	[S], [C]
4/8/2016	Sabine Pass Liquefaction, LLC	Sabine Pass Liquefaction, LLC	15-171-LNG	Argentina	Stena Clear Sky	Sabine Pass LNG Terminal	3,128,032	$ 4.10	[S], [C]
4/15/2016	Sabine Pass Liquefaction, LLC	Sabine Pass Liquefaction, LLC	15-171-LNG	Portugal	Creole Spirit	Sabine Pass LNG Terminal	3,700,091	$ 3.41	[S], [C]
4/25/2016	Sabine Pass Liquefaction, LLC	Sabine Pass Liquefaction, LLC	15-171-LNG	Argentina	Gaslog Salem	Sabine Pass LNG Terminal	3,181,993	$ 3.87	[S], [C]
5/10/2016	Sabine Pass Liquefaction, LLC	Sabine Pass Liquefaction, LLC	15-171-LNG	Kuwait	Creole Spirit	Sabine Pass LNG Terminal	3,609,595	$ 3.12	[S], [C]
5/16/2016	Sabine Pass Liquefaction, LLC	Sabine Pass Liquefaction, LLC	10-85-LNG	Chile	Gaslog Shanghai	Sabine Pass LNG Terminal	3,107,118	$ 4.54	
5/26/2016	Sabine Pass Liquefaction, LLC	Sabine Pass Liquefaction, LLC	10-85-LNG	Chile	Valencia Knutsen	Sabine Pass LNG Terminal	3,123,106	$ 4.54	
6/3/2016	Sabine Pass Liquefaction, LLC	Sabine Pass Liquefaction, LLC	10-111-LNG	Argentina	Maran Gas Sparta	Sabine Pass LNG Terminal	3,134,927	$ 4.51	
6/10/2016	Sabine Pass Liquefaction, LLC	Sabine Pass Liquefaction, LLC	10-111-LNG	Argentina	Maran Gas Delphi	Sabine Pass LNG Terminal	1,890,696	$ 4.51	[*]
6/10/2016	Sabine Pass Liquefaction, LLC	Sabine Pass Liquefaction, LLC	10-85-LNG	Chile	Maran Gas Delphi	Sabine Pass LNG Terminal	1,509,551	$ 4.51	[*]
6/13/2016	Sabine Pass Liquefaction, LLC	Sabine Pass Liquefaction, LLC	10-111-LNG	Argentina	Maran Gas Apollonia	Sabine Pass LNG Terminal	3,134,966	$ 4.51	
6/20/2016	Sabine Pass Liquefaction, LLC	Sabine Pass Liquefaction, LLC	10-85-LNG	Chile	Clean Energy	Sabine Pass LNG Terminal	3,133,578	$ 4.51	
6/23/2016	Sabine Pass Liquefaction, LLC	Sabine Pass Liquefaction, LLC	10-111-LNG	India	SCF Mitre	Sabine Pass LNG Terminal	3,617,006	$ 4.51	
7/1/2016	Sabine Pass Liquefaction, LLC	Sabine Pass Liquefaction, LLC	10-111-LNG	Spain	Sestao Knutsen	Sabine Pass LNG Terminal	2,930,435	$ 4.51	
7/14/2016	Sabine Pass Liquefaction, LLC	Sabine Pass Liquefaction, LLC	10-85-LNG	Chile	Hispania Spirit	Sabine Pass LNG Terminal	2,996,099	$ 5.60	
7/18/2016	Sabine Pass Liquefaction, LLC	Sabine Pass Liquefaction, LLC	10-85-LNG	Jordan	Gaslog Greece	Sabine Pass LNG Terminal	3,566,496	$ 5.60	
7/20/2016	Sabine Pass Liquefaction, LLC	Sabine Pass Liquefaction, LLC	10-111-LNG	China	Maran Gas Apollonia	Sabine Pass LNG Terminal	3,132,116	$ 5.60	
7/29/2016	Sabine Pass Liquefaction, LLC	Sabine Pass Liquefaction, LLC	10-85-LNG	Chile	Maran Gas Delphi	Sabine Pass LNG Terminal	3,077,733	$ 5.60	
8/4/2016	Sabine Pass Liquefaction, LLC	Sabine Pass Liquefaction, LLC	10-85-LNG	Chile	Sestao Knutsen	Sabine Pass LNG Terminal	2,942,986	$ 5.32	
8/6/2016	Sabine Pass Liquefaction, LLC	Sabine Pass Liquefaction, LLC	15-171-LNG	Argentina	Clean Ocean	Sabine Pass LNG Terminal	2,190,415	$ 4.32	[S],[*]
8/6/2016	Sabine Pass Liquefaction, LLC	Sabine Pass Liquefaction, LLC	15-171-LNG	Brazil	Clean Ocean	Sabine Pass LNG Terminal	508,891	$ 4.32	[S],[*]
8/10/2016	Sabine Pass Liquefaction, LLC	Sabine Pass Liquefaction, LLC	10-85-LNG	Chile	Maran Gas Sparta	Sabine Pass LNG Terminal	3,444,900	$ 5.32	
8/14/2016	Sabine Pass Liquefaction, LLC	Sabine Pass Liquefaction, LLC	15-171-LNG	Brazil	Lobito	Sabine Pass LNG Terminal	3,424,023	$ 5.11	[S] [C]
8/18/2016	Sabine Pass Liquefaction, LLC	Sabine Pass Liquefaction, LLC	15-171-LNG	Dominican Republic	BW GDF Suez Everett	Sabine Pass LNG Terminal	2,944,980	$ 5.20	[S]
8/20/2016	Sabine Pass Liquefaction, LLC	Sabine Pass Liquefaction, LLC	10-85-LNG	Chile	Gaslog Saratoga	Sabine Pass LNG Terminal	3,129,689	$ 5.32	
8/23/2016	Sabine Pass Liquefaction, LLC	Sabine Pass Liquefaction, LLC	15-171-LNG	Mexico	Stena Clear Sky	Sabine Pass LNG Terminal	3,686,274	$ 4.23	[S]
8/30/2016	Sabine Pass Liquefaction, LLC	Sabine Pass Liquefaction, LLC	15-171-LNG	India	Oak Spirit	Sabine Pass LNG Terminal	3,701,179	$ 4.74	[S] [C]
9/1/2016	Sabine Pass Liquefaction, LLC	Sabine Pass Liquefaction, LLC	10-111-LNG	Kuwait	SCF Melampus	Sabine Pass LNG Terminal	3,458,203	$ 5.32	
9/4/2016	Sabine Pass Liquefaction, LLC	Sabine Pass Liquefaction, LLC	15-171-LNG	India	Ribera del Duero Knutsen	Sabine Pass LNG Terminal	3,638,872	$ 4.73	[S] [C]
9/9/2016	Sabine Pass Liquefaction, LLC	Sabine Pass Liquefaction, LLC	10-111-LNG	Turkey	Sestao Knutsen	Sabine Pass LNG Terminal	2,941,284	$ 3.28	
9/11/2016	Sabine Pass Liquefaction, LLC	Sabine Pass Liquefaction, LLC	10-85-LNG	Jordan	Maran Gas Delphi	Sabine Pass LNG Terminal	3,361,693	$ 5.53	
9/25/2016	Sabine Pass Liquefaction, LLC	Sabine Pass Liquefaction, LLC	10-85-LNG	Mexico	Maran Gas Sparta	Sabine Pass LNG Terminal	3,315,009	$ 5.53	
10/9/2016	Sabine Pass Liquefaction, LLC	Sabine Pass Liquefaction, LLC	10-85-LNG	Jordan	Bilbao Knutsen	Sabine Pass LNG Terminal	2,941,921	$ 3.40	
11/1/2016	Sabine Pass Liquefaction, LLC	Sabine Pass Liquefaction, LLC	15-171-LNG	Mexico	Clean Ocean	Sabine Pass LNG Terminal	3,430,079	$ 4.89	[S]
11/3/2016	Sabine Pass Liquefaction, LLC	Sabine Pass Liquefaction, LLC	10-111-LNG	India	Methane Alison Victoria	Sabine Pass LNG Terminal	3,114,776	$ 5.43	
11/9/2016	Sabine Pass Liquefaction, LLC	Sabine Pass Liquefaction, LLC	10-85-LNG	Chile	Galea	Sabine Pass LNG Terminal	2,940,473	$ 5.43	
11/11/2016	Sabine Pass Liquefaction, LLC	Sabine Pass Liquefaction, LLC	15-171-LNG	Mexico	Creole Spirit	Sabine Pass LNG Terminal	3,628,454	$ 4.87	[S]
11/12/2016	Sabine Pass Liquefaction, LLC	Sabine Pass Liquefaction, LLC	10-85-LNG	Mexico	Maran Gas Alexandria	Sabine Pass LNG Terminal	3,304,396	$ 5.43	
11/16/2016	Sabine Pass Liquefaction, LLC	Sabine Pass Liquefaction, LLC	10-111-LNG	China	Methane Julia Louise	Sabine Pass LNG Terminal	3,634,281	$ 3.18	
11/18/2016	Sabine Pass Liquefaction, LLC	Sabine Pass Liquefaction, LLC	15-171-LNG	Italy	Wilpride	Sabine Pass LNG Terminal	3,328,199	$ 6.07	[S]
11/22/2016	Sabine Pass Liquefaction, LLC	Sabine Pass Liquefaction, LLC	10-85-LNG	Mexico	Bilbao Knutsen	Sabine Pass LNG Terminal	2,936,834	$ 3.18	
11/25/2016	Sabine Pass Liquefaction, LLC	Sabine Pass Liquefaction, LLC	10-111-LNG	China	Maria Energy	Sabine Pass LNG Terminal	3,706,885	$ 3.18	
11/26/2016	Sabine Pass Liquefaction, LLC	Sabine Pass Liquefaction, LLC	10-111-LNG	Turkey	Methane Princess	Sabine Pass LNG Terminal	2,885,559	$ 3.18	
12/1/2016	Sabine Pass Liquefaction, LLC	Sabine Pass Liquefaction, LLC	15-171-LNG	Mexico	Clean Ocean	Sabine Pass LNG Terminal	3,457,558	$ 4.41	[S]
12/2/2016	Sabine Pass Liquefaction, LLC	Sabine Pass Liquefaction, LLC	15-171-LNG	South Korea	Golar Glacier	Sabine Pass LNG Terminal	3,453,272	$ 6.17	[S]
12/5/2016	Sabine Pass Liquefaction, LLC	Sabine Pass Liquefaction, LLC	10-111-LNG	China	Maran Gas Alexandria	Sabine Pass LNG Terminal	3,343,242	$ 3.72	
12/5/2016	Sabine Pass Liquefaction, LLC	Sabine Pass Liquefaction, LLC	15-171-LNG	China	Maran Gas Alexandria	Sabine Pass LNG Terminal	93,386	$ 5.82	[S]
12/7/2016	Sabine Pass Liquefaction, LLC	Sabine Pass Liquefaction, LLC	10-111-LNG	Japan	Oak Spirit	Sabine Pass LNG Terminal	3,702,981	$ 3.72	
12/9/2016	Sabine Pass Liquefaction, LLC	Sabine Pass Liquefaction, LLC	15-171-LNG	China	Gaslog Salem	Sabine Pass LNG Terminal	3,310,723	$ 5.17	[S]
12/11/2016	Sabine Pass Liquefaction, LLC	Sabine Pass Liquefaction, LLC	10-111-LNG	Japan	Stena Clear Sky	Sabine Pass LNG Terminal	3,704,325	$ 3.72	
12/14/2016	Sabine Pass Liquefaction, LLC	Sabine Pass Liquefaction, LLC	10-111-LNG	Egypt	La Mancha Knutsen	Sabine Pass LNG Terminal	3,606,162	$ 6.21	
12/16/2016	Sabine Pass Liquefaction, LLC	Sabine Pass Liquefaction, LLC	10-85-LNG	South Korea	Maran Gas Efessos	Sabine Pass LNG Terminal	3,033,309	$ 3.72	
12/16/2016	Sabine Pass Liquefaction, LLC	Sabine Pass Liquefaction, LLC	15-171-LNG	South Korea	Maran Gas Efessos	Sabine Pass LNG Terminal	371,190	$ 5.82	[S]
12/17/2016	Sabine Pass Liquefaction, LLC	Sabine Pass Liquefaction, LLC	10-111-LNG	Japan	LNG Abalamabie	Sabine Pass LNG Terminal	3,729,955	$ 3.72	
12/21/2016	Sabine Pass Liquefaction, LLC	Sabine Pass Liquefaction, LLC	10-85-LNG	Mexico	Maran Gas Achilles	Sabine Pass LNG Terminal	3,422,149	$ 3.72	
12/21/2016	Sabine Pass Liquefaction, LLC	Sabine Pass Liquefaction, LLC	15-171-LNG	Mexico	Maran Gas Achilles	Sabine Pass LNG Terminal	289,070	$ 5.82	[S]
12/23/2016	Sabine Pass Liquefaction, LLC	Sabine Pass Liquefaction, LLC	10-85-LNG	South Korea	Seishu Maru	Sabine Pass LNG Terminal	3,308,329	$ 6.21	
12/30/2016	Sabine Pass Liquefaction, LLC	Sabine Pass Liquefaction, LLC	10-111-LNG	Turkey	Hispani Spirit	Sabine Pass LNG Terminal	2,935,638	$ 3.72	
TOTAL Exports of LNG							**183,773,189**		

[S] - Represents spot transaction
[*] - Represents a split cargo
[C] - Commissioning cargo

Office of Fossil Energy
Office of Oil & Natural Gas
Office of Regulation and International Engagement
Division of Natural Gas Regulation
Phone: 202-586-7991
Email: ngreports@hq.doe.gov

VESSEL-BORNE EXPORTS OF DOMESTICALLY-PRODUCED LIQUEFIED NATURAL GAS (LNG) SHIPPED BY ISO CONTAINER

Table 2b

Date of Departure	Name of Exporter	Supplier	Docket Number	Country of Destination	Name of Ocean Going Vessel	ISO Conatainer Loading Facility & Location	U.S. Export Port or Terminal	Volume (Mcf of Natural Gas)	Price at Export Point $/MMBtu	Notes
2/5/2016	American LNG Marketing, LLC	Peninsula Energy Services Co	14-209-LNG	Barbados	George	Haileah, FL	Seaboard Marine - Miami, FL	744	$ 10.00	
2/19/2016	American LNG Marketing, LLC	Peninsula Energy Services Co	14-209-LNG	Barbados	Regula2	Haileah, FL	Seaboard Marine - Miami, FL	1,486	$ 10.00	
3/4/2016	American LNG Marketing, LLC	Peninsula Energy Services Co	14-209-LNG	Barbados	George	Haileah, FL	Seaboard Marine - Miami, FL	744	$ 15.78	
3/18/2016	American LNG Marketing, LLC	Peninsula Energy Services Co	14-209-LNG	Barbados	George	Haileah, FL	Seaboard Marine - Miami, FL	1,486	$ 14.90	
4/8/2016	American LNG Marketing, LLC	Peninsula Energy Services Co	14-209-LNG	Barbados	Sandwig 91	Haileah, FL	Seaboard Marine - Miami, FL	1,486	$ 10.00	
4/29/2016	American LNG Marketing, LLC	Peninsula Energy Services Co	14-209-LNG	Barbados	Sandwig 92	Haileah, FL	Seaboard Marine - Miami, FL	1,486	$ 10.00	
5/27/2016	American LNG Marketing, LLC	Peninsula Energy Services Co	14-209-LNG	Barbados	Sandwig 91	Haileah, FL	Seaboard Marine - Miami, FL	1,486	$ 10.00	
6/17/2016	American LNG Marketing, LLC	Peninsula Energy Services Co	14-209-LNG	Barbados	Stoer Trader 81	Haileah, FL	Seaboard Marine - Miami, FL	2,229	$ 10.00	
7/8/2016	American LNG Marketing, LLC	Peninsula Energy Services Co	14-209-LNG	Barbados	Stoer Trader 62	Haileah, FL	Seaboard Marine - Miami, FL	1,488	$ 10.00	
7/15/2016	American LNG Marketing, LLC	Peninsula Energy Services Co	14-209-LNG	Barbados	Regula 9	Haileah, FL	Seaboard Marine - Miami, FL	2,232	$ 10.00	
7/22/2016	American LNG Marketing, LLC	Peninsula Energy Services Co	14-209-LNG	Barbados	Sandwig 96	Haileah, FL	Seaboard Marine - Miami, FL	2,232	$ 10.00	
7/29/2016	American LNG Marketing, LLC	Peninsula Energy Services Co	14-209-LNG	Barbados	Stoer Trader 62	Haileah, FL	Seaboard Marine - Miami, FL	2,231	$ 10.00	
8/5/2016	American LNG Marketing, LLC	Peninsula Energy Services Co	14-209-LNG	Barbados	Regula	Haileah, FL	Seaboard Marine - Miami, FL	2,232	$ 10.00	
8/11/2016	American LNG Marketing, LLC	Peninsula Energy Services Co	14-209-LNG	Barbados	Sandwig V97	Haileah, FL	Seaboard Marine - Miami, FL	2,972	$ 10.00	
8/18/2016	American LNG Marketing, LLC	Peninsula Energy Services Co	14-209-LNG	Barbados	Stoer Trader	Haileah, FL	Seaboard Marine - Miami, FL	2,972	$ 10.00	
8/24/2016	American LNG Marketing, LLC	Peninsula Energy Services Co	14-209-LNG	Barbados	Regula Voyage 11	Haileah, FL	Seaboard Marine - Miami, FL	2,972	$ 10.00	
9/2/2016	American LNG Marketing, LLC	Peninsula Energy Services Co	14-209-LNG	Barbados	Voyage 98	Haileah, FL	Seaboard Marine - Miami, FL	2,229	$ 10.00	
9/9/2016	American LNG Marketing, LLC	Peninsula Energy Services Co	14-209-LNG	Barbados	Regula 12	Haileah, FL	Seaboard Marine - Miami, FL	2,972	$ 10.00	
9/16/2016	American LNG Marketing, LLC	Peninsula Energy Services Co	14-209-LNG	Barbados	Stoer Trader 65	Haileah, FL	Seaboard Marine - Miami, FL	2,972	$ 10.00	
9/23/2016	American LNG Marketing, LLC	Peninsula Energy Services Co	14-209-LNG	Barbados	Sandwig 99	Haileah, FL	Seaboard Marine - Miami, FL	2,972	$ 10.00	
9/30/2016	American LNG Marketing, LLC	Peninsula Energy Services Co	14-209-LNG	Barbados	Regula 13	Haileah, FL	Seaboard Marine - Miami, FL	2,972	$ 10.00	
10/7/2016	American LNG Marketing, LLC	Peninsula Energy Services Co	14-209-LNG	Barbados	Stoer Trader V.66	Haileah, FL	Seaboard Marine - Miami, FL	3,715	$ 10.00	
10/14/2016	American LNG Marketing, LLC	Peninsula Energy Services Co	14-209-LNG	Barbados	Sandwig V 100	Haileah, FL	Seaboard Marine - Miami, FL	3,715	$ 10.00	
10/21/2016	American LNG Marketing, LLC	Peninsula Energy Services Co	14-209-LNG	Barbados	Regula V 14	Haileah, FL	Seaboard Marine - Miami, FL	3,715	$ 10.00	
10/28/2016	American LNG Marketing, LLC	Peninsula Energy Services Co	14-209-LNG	Barbados	Stoer Trader V.67	Haileah, FL	Seaboard Marine - Miami, FL	3,715	$ 10.00	
11/4/2016	American LNG Marketing, LLC	Peninsula Energy Services Co	14-209-LNG	Barbados	Sandwig 101	Haileah, FL	Seaboard Marine - Miami, FL	4,458	$ 10.00	
11/11/2016	American LNG Marketing, LLC	Peninsula Energy Services Co	14-209-LNG	Barbados	Stoer Trader 69	Haileah, FL	Seaboard Marine - Miami, FL	4,458	$ 10.00	
11/18/2016	American LNG Marketing, LLC	Peninsula Energy Services Co	14-209-LNG	Barbados	Regula 16	Haileah, FL	Seaboard Marine - Miami, FL	4,458	$ 10.00	
11/25/2016	American LNG Marketing, LLC	Peninsula Energy Services Co	14-209-LNG	Barbados	Sandwig 102	Haileah, FL	Seaboard Marine - Miami, FL	4,458	$ 10.00	
12/2/2016	American LNG Marketing, LLC	Peninsula Energy Services Co	14-209-LNG	Barbados	Stoer Trader 70	Haileah, FL	Seaboard Marine - Miami, FL	5,201	$ 10.00	
12/9/2016	American LNG Marketing, LLC	Peninsula Energy Services Co	14-209-LNG	Barbados	Regula 17	Haileah, FL	Seaboard Marine - Miami, FL	5,201	$ 10.00	
12/16/2016	American LNG Marketing, LLC	Peninsula Energy Services Co	14-209-LNG	Barbados	Sandwig 103	Haileah, FL	Seaboard Marine - Miami, FL	5,201	$ 10.00	
12/23/2016	American LNG Marketing, LLC	Peninsula Energy Services Co	14-209-LNG	Barbados	Stoer Trader 71	Haileah, FL	Seaboard Marine - Miami, FL	6,687	$ 10.00	
TOTAL Exports of LNG								**99,577**		

[S] - Represents spot transaction
[*] - Represents a split cargo

ISO container - LNG delivered into approved ISO LNG containers (truck or rail-mounted), then loaded onto container ships or roll-on / roll-off ocean-going carriers for transport.

Office of Fossil Energy
Office of Oil & Natural Gas
Office of Regulation and International Engagement
Division of Natural Gas Regulation
Phone: 202-586-7991
Email: ngreports@hq.doe.gov

U.S. DEPARTMENT OF ENERGY | Fossil Energy

VESSEL-BORNE RE-EXPORTS* OF LIQUEFIED NATURAL GAS (LNG)

Table 2c

Date of Departure	Authorization Holder	Supplier(s)	Exporter	Purchaser	Docket Number	Country of Destination	Name of Tanker	Departure Terminal	Volume (Mcf of Natural Gas)	Price at Export Point Price $/MMBtu	Notes
2/24/2016	Cheniere Marketing, LLC	Sabine Pass Liquefaction, LLC	Sabine Pass Liquefaction, LLC	Cheniere Marketing International, LLP	14-31-LNG	Brazil	Asia Vision	Sabine Pass Liquefaction, LLC	1,290,482	$ 3.35	**[S], [*], [C]**
3/15/2016	Cheniere Marketing, LLC	Sabine Pass Liquefaction, LLC	Sabine Pass Liquefaction, LLC	Cheniere Marketing International, LLP	14-31-LNG	India	Clean Ocean	Sabine Pass Liquefaction, LLC	546,528	$ 3.77	**[S], [*], [C]**
8/6/2016	Cheniere Marketing, LLC	Sabine Pass Liquefaction, LLC	Sabine Pass Liquefaction, LLC	Cheniere Marketing International, LLP	16-29-LNG	Argentina	Clean Ocean	Sabine Pass Liquefaction, LLC	611,587	$ 4.32	**[S], [*]**
8/6/2016	Cheniere Marketing, LLC	Sabine Pass Liquefaction, LLC	Sabine Pass Liquefaction, LLC	Cheniere Marketing International, LLP	16-29-LNG	Brazil	Clean Ocean	Sabine Pass Liquefaction, LLC	142,089	$ 4.32	**[S], [*]**
TOTAL Re-Exports of LNG									**2,590,686**		

[S] - Represents spot transaction
[*] - Represents a split cargo
[C] - Commissioning cargo

Office of Fossil Energy
Office of Oil & Natural Gas
Office of Regulation and International Engagement
Division of Natural Gas Regulation
Phone: 202-586-7991
Email: ngreports@hq.doe.gov

U.S. DEPARTMENT OF ENERGY | Fossil Energy

LNG Imports by Country of Origin

(Bcf of Natural Gas)

Table 2d

2016	Jan	Feb	March	April	May	June	July	Aug	Sept	Oct	Nov	Dec	TOTAL
Egypt	-	-	-	-	-	-	-	-	-	-	-	-	0.0
Nigeria	-	-	-	-	-	-	-	-	-	-	-	-	0.0
Norway	-	-	-	-	-	-	-	-	-	-	3.3	-	3.3
Qatar	-	-	-	-	-	-	-	-	-	-	-	-	0.0
Trinidad	12.0	9.6	8.5	4.7	5.1	7.5	5.7	8.0	2.8	5.7	5.8	5.9	81.3
Yemen	-	-	-	-	-	-	-	-	-	-	-	-	0.0
TOTAL	12.0	9.6	8.5	4.7	5.1	7.5	5.7	8.0	2.8	5.7	9.0	5.9	**84.5**

LNG Imports by Receiving Terminal

(Bcf of Natural Gas)

Table 2d(i)

2016	Jan	Feb	March	April	May	June	July	Aug	Sept	Oct	Nov	Dec	TOTAL
Cameron, LA	-	-	-	-	-	-	-	-	-	-	-	-	0.0
Cove Point, MD	-	-	-	-	-	-	-	-	-	-	6.5	-	6.5
Elba Island, GA	-	-	2.9	-	-	-	-	-	-	2.9	-	0.0	5.8
Everett, MA	10.6	8.6	5.6	4.7	5.1	7.5	5.7	8.0	2.8	2.8	2.5	5.9	69.9
Freeport, TX	-	-	-	-	-	-	-	-	-	-	-	-	0.0
Golden Pass, TX	-	-	-	-	-	-	-	-	-	-	-	-	0.0
Gulf LNG, MS	-	-	-	-	-	-	-	-	-	-	-	-	0.0
Lake Charles, LA	-	-	-	-	-	-	-	-	-	-	-	-	0.0
Neptune Deepwater Port	-	-	-	-	-	-	-	-	-	-	-	-	0.0
Northeast Gateway Energy Bridge	1.3	1.0	-	-	-	-	-	-	-	-	-	-	2.3
Sabine Pass, LA	-	-	-	-	-	-	-	-	-	-	-	-	0.0
TOTAL	12.0	9.6	8.5	4.7	5.1	7.5	5.7	8.0	2.8	5.7	9.0	5.9	**84.5**

LNG Imports by Company

(Bcf of Natural Gas)

Table 2d(ii)

2016	Jan	Feb	March	April	May	June	July	Aug	Sept	Oct	Nov	Dec	TOTAL
BG LNG	-	-	2.9	-	-	-	-	-	-	2.9	-	0.0	5.8
BP Energy	-	-	-	-	-	-	-	-	-	-	-	-	0.0
Cheniere Marketing LLC	-	-	-	-	-	-	-	-	-	-	-	-	0.0
ConocoPhillips	-	-	-	-	-	-	-	-	-	-	-	-	0.0
Excelerate Energy Gas Marketing L.P.	1.3	1.0	-	-	-	-	-	-	-	-	-	-	2.3
GDF Suez Gas NA	10.6	8.6	5.6	4.7	5.1	7.5	5.7	8.0	2.8	2.8	2.5	5.9	69.9
Sempra LNG Marketing	-	-	-	-	-	-	-	-	-	-	-	-	0.0
Shell NA LNG	-	-	-	-	-	-	-	-	-	-	-	-	0.0
Statoil Natural Gas	-	-	-	-	-	-	-	-	-	-	6.5	-	6.5
Total Gas & Power	-	-	-	-	-	-	-	-	-	-	-	-	0.0
TOTAL	12.0	9.6	8.5	4.7	5.1	7.5	5.7	8.0	2.8	5.7	9.0	5.9	**84.5**

Office of Fossil Energy
Office of Oil & Natural Gas
Office of Regulation and International Engagement
Division of Natural Gas Regulation
Phone: 202-586-7991
Email: ngreports@hq.doe.gov

U.S. DEPARTMENT OF ENERGY | Fossil Energy

SHORT-TERM VESSEL-BORNE IMPORTS OF LIQUEFIED NATURAL GAS

Table 2e

Discharge Month	Date of Arrival	Name of Importer	Seller	Docket Number	Country of Origin	Name of Tanker	Receiving Terminal	Volume (Mcf of Natural Gas)	Landed Price ($/MMBtu)	Notes
January	1/4/2016	Excelerate Energy Gas Marketing	Shell International Trading Middle East Limited	15-32-LNG	Trinidad	Express	Northeast Gateway	1,318,783	$ 6.70	[S], [M]
February	2/9/2016	Excelerate Energy Gas Marketing	Shell International Trading Middle East Limited	15-32-LNG	Trinidad	Express	Northeast Gateway	1,019,136	$ 6.70	[S], [M]
November	11/17/2016	Statoil Natural Gas LLC	Statoil ASA	15-50-LNG	Trinidad	Arctic Discoverer	Cove Point	3,251,334	$ 5.90	
November	11/28/2016	Statoil Natural Gas LLC	Statoil ASA	15-50-LNG	Norway	Arctic Voyager	Cove Point	3,253,201	$ 2.89	
December	12/13/2016	BG LNG Services. LLC	Shell LNG Trindad & Tobago	16-01-LNG	Trinidad	LNG Gaslog Glasgow	Elba Island	2,899	$ 2.97	
TOTAL Short-Term Imports of LNG							**TOTAL**	**8,845,353**		

[S] - Represents spot transaction
[M] - Cargo discharged over multiple months

LONG-TERM VESSEL-BORNE IMPORTS OF LIQUEFIED NATURAL GAS

Table 2e

Discharge Month	Date of Arrival	Name of Importer	Seller	Docket Number	Country of Origin	Name of Tanker	Receiving Terminal	Volume (Mcf of Natural Gas)	Landed Price ($/MMBtu)	Notes
January	1/5/2016	GDF Suez Gas NA LLC	Atlantic LNG Company	95-100-LNG	Trinidad	Grace Acacia	Everett, MA	2,103,893	$ 5.83	
January	1/12/2016	GDF Suez Gas NA LLC	Atlantic LNG Company	95-100-LNG	Trinidad	BW Suez Everett	Everett, MA	2,752,185	$ 5.07	
January	1/20/2016	GDF Suez Gas NA LLC	Atlantic LNG Company	95-100-LNG	Trinidad	BW GDF Suez Boston	Everett, MA	731,921	$ 5.09	[*]
January	1/20/2016	GDF Suez Gas NA LLC	Atlantic LNG 2/3 Company	95-100-LNG	Trinidad	BW GDF Suez Boston	Everett, MA	2,061,413	$ 4.27	[*]
January	1/30/2016	GDF Suez Gas NA LLC	Atlantic LNG Company	95-100-LNG	Trinidad	Grace Acacia	Everett, MA	2,983,145	$ 4.84	
February	2/9/2016	GDF Suez Gas NA LLC	Atlantic LNG Company	95-100-LNG	Trinidad	Grace Cosmos	Everett, MA	2,548,459	$ 4.42	
February	2/14/2016	GDF Suez Gas NA LLC	Atlantic LNG Company	95-100-LNG	Trinidad	BW Suez Everett	Everett, MA	2,351,306	$ 4.15	
February	2/21/2016	GDF Suez Gas NA LLC	Atlantic LNG Company	95-100-LNG	Trinidad	Matthew	Everett, MA	2,546,981	$ 5.02	
February	2/25/2016	GDF Suez Gas NA LLC	Atlantic LNG Company	95-100-LNG	Trinidad	BW GDF Suez Boston	Everett, MA	1,146,117	$ 5.04	
March	3/4/2016	GDF Suez Gas NA LLC	Atlantic LNG Company	95-100-LNG	Trinidad	BW Suez Everett	Everett, MA	1,065,887	$ 5.63	
March	3/11/2016	GDF Suez Gas NA LLC	Atlantic LNG 2/3 Company	95-100-LNG	Trinidad	Matthew	Everett, MA	1,729,857	$ 3.04	
March	3/29/2016	BG LNG Services, LLC	PFLE	5-114-LNG	Trinidad	Methane Princess	Elba Island, GA	2,876,770	$ 1.45	
March	3/29/2016	GDF Suez Gas NA LLC	Atlantic LNG Company	95-100-LNG	Trinidad	BW GDF Suez Boston	Everett, MA	2,830,218	$ 3.83	
April	4/10/2016	GDF Suez Gas NA LLC	Atlantic LNG Company	95-100-LNG	Trinidad	BW Suez Everett	Everett, MA	2,080,091	$ 3.08	
April	4/20/2016	GDF Suez Gas NA LLC	Atlantic LNG Company	95-100-LNG	Trinidad	BW GDF Suez Boston	Everett, MA	2,613,027	$ 3.07	
May	5/6/2016	GDF Suez Gas NA LLC	Atlantic LNG Company	95-100-LNG	Trinidad	BW GDF Suez Boston	Everett, MA	2,786,975	$ 3.17	
May	5/18/2016	GDF Suez Gas NA LLC	Atlantic LNG Company	95-100-LNG	Trinidad	BW Suez Everett	Everett, MA	2,300,114	$ 3.22	
June	6/2/2016	GDF Suez Gas NA LLC	Atlantic LNG Company	95-100-LNG	Trinidad	BW Suez Everett	Everett, MA	774,389	$ 3.23	[*]
June	6/2/2016	GDF Suez Gas NA LLC	Atlantic LNG 2/3 Company	95-100-LNG	Trinidad	BW Suez Everett	Everett, MA	2,087,422	$ 2.76	[*]
June	6/15/2016	GDF Suez Gas NA LLC	Atlantic LNG Company	95-100-LNG	Trinidad	BW GDF Suez Boston	Everett, MA	2,546,200	$ 2.91	
June	6/18/2016	GDF Suez Gas NA LLC	Atlantic LNG Company	95-100-LNG	Trinidad	BW Suez Everett	Everett, MA	699,888	$ 3.23	
June	6/30/2016	GDF Suez Gas NA LLC	Atlantic LNG Company	95-100-LNG	Trinidad	BW GDF Suez Boston	Everett, MA	1,411,912	$ 3.04	
July	7/8/2016	GDF Suez Gas NA LLC	Atlantic LNG Company	95-100-LNG	Trinidad	BW Suez Everett	Everett, MA	2,446,596	$ 3.04	[*]
July	7/8/2016	GDF Suez Gas NA LLC	Atlantic LNG 2/3 Company	95-100-LNG	Trinidad	BW Suez Everett	Everett, MA	427,235	$ 2.58	[*]
July	7/20/2016	GDF Suez Gas NA LLC	Atlantic LNG Company	95-100-LNG	Trinidad	BW GDF Suez Boston	Everett, MA	2,829,188	$ 3.03	
August	8/2/2016	GDF Suez Gas NA LLC	Atlantic LNG Company	95-100-LNG	Trinidad	Gaselys	Everett, MA	2,554,080	$ 3.17	
August	8/15/2016	GDF Suez Gas NA LLC	Atlantic LNG Company	95-100-LNG	Trinidad	BW GDF Suez Boston	Everett, MA	1,500,866	$ 3.13	[*]
August	8/15/2016	GDF Suez Gas NA LLC	Atlantic LNG 2/3 Company	95-100-LNG	Trinidad	BW GDF Suez Boston	Everett, MA	1,319,590	$ 2.65	[*]
August	8/26/2016	GDF Suez Gas NA LLC	Atlantic LNG Company	95-100-LNG	Trinidad	Gaselys	Everett, MA	2,623,127	$ 3.00	
September	9/10/2016	GDF Suez Gas NA LLC	Atlantic LNG Company	95-100-LNG	Trinidad	BW GDF Suez Boston	Everett, MA	2,603,299	$ 3.01	[*]
September	9/10/2016	GDF Suez Gas NA LLC	Atlantic LNG 2/3 Company	95-100-LNG	Trinidad	BW GDF Suez Boston	Everett, MA	206,967	$ 2.55	[*]
October	10/16/2016	GDF Suez Gas NA LLC	Atlantic LNG Company	95-100-LNG	Trinidad	Gaselys	Everett, MA	2,798,409	$ 3.12	
October	10/20/2016	BG LNG Services, LLC	PFLE	5-114-LNG	Trinidad	Methane Alison Victoria	Elba Island, GA	2,897,139	$ 2.69	
November	11/9/2016	GDF Suez Gas NA LLC	Atlantic LNG Company	95-100-LNG	Trinidad	Gaselys	Everett, MA	2,528,091	$ 5.39	
December	12/2/2016	GDF Suez Gas NA LLC	Atlantic LNG Company	95-100-LNG	Trinidad	BW GDF Suez Boston	Everett, MA	2,507,591	$ 7.01	
December	12/18/2016	GDF Suez Gas NA LLC	Atlantic LNG Company	95-100-LNG	Trinidad	BW Suez Everett	Everett, MA	2,759,458	$ 3.55	
December	12/29/2016	GDF Suez Gas NA LLC	Atlantic LNG Company	95-100-LNG	Trinidad	BW Suez Everett	Everett, MA	672,200	$ 4.29	
TOTAL Long-Term Imports of LNG							**TOTAL**	**75,702,006**		

TOTAL LNG IMPORTS **84,547,359**

[S] - Represents spot transaction
[*] - Represents a split cargo

Office of Fossil Energy
Office of Oil & Natural Gas
Office of Regulation and International Engagement
Division of Natural Gas Regulation
Phone: 202-586-7991
Email: ngreports@hq.doe.gov

U.S. DEPARTMENT OF ENERGY | Fossil Energy

VESSEL-BORNE IMPORTS OF LIQUEFIED NATURAL GAS (LNG) TO PUERTO RICO

Table 2f

Discharge Month	Date of Arrival	Name of Importer	Seller	Docket Number	Country of Origin	Name of Tanker	Receiving Terminal	Volume (Mcf of Natural Gas)	Landed Price ($/MMBtu)	Notes
January	1/4/2016	Gas Natural Aprovisionamientos SDG, S.A	Gas Natural Aprovisionamientos SDG, S.A	15-7-LNG	Trinidad	Galicia Spirit	Ponce, PR	1,554,544	$ 6.76	
January	1/16/2016	Gas Natural Aprovisionamientos SDG, S.A	Gas Natural Aprovisionamientos SDG, S.A	15-7-LNG	Trinidad	Seishu Maru	Ponce, PR	1,475,748	$ 6.76	
January	1/28/2016	EcoElectrica, L.P.	GDF Suez	94-91-LNG	Trinidad	BW Suez Everett	Ponce, PR	2,618,781	$ 4.76	
February	2/13/2016	EcoElectrica, L.P.	Engie Gas & LNG LLC	94-91-LNG	Trinidad	BW GDF Suez Boston	Ponce, PR	1,073,068	$ 3.59	
February	2/20/2016	Gas Natural Aprovisionamientos SDG, S.A	Gas Natural Aprovisionamientos SDG, S.A	15-7-LNG	Trinidad	Cadiz Knutsen	Ponce, PR	2,142,328	$ 6.96	
February	2/28/2016	EcoElectrica, L.P.	Engie Gas & LNG LLC	94-91-LNG	Trinidad	BW Suez Everett	Ponce, PR	1,479,898	$ 3.59	
March	3/12/2016	Gas Natural Aprovisionamientos SDG, S.A	Gas Natural Aprovisionamientos SDG, S.A	15-7-LNG	UK	Gaslog Saratoga	Ponce, PR	2,168,396	$ 6.61	
March	3/25/2016	Gas Natural Aprovisionamientos SDG, S.A	Gas Natural Aprovisionamientos SDG, S.A	15-7-LNG	Trinidad	British Merchant	Ponce, PR	2,646,879	$ 6.61	
April	4/11/2016	Gas Natural Aprovisionamientos SDG, S.A	Gas Natural Aprovisionamientos SDG, S.A	15-7-LNG	Equatorial Guinea	Maran Gas Sparta	Ponce, PR	3,006,577	$ 5.95	
April	4/26/2016	EcoElectrica, L.P.	Engie Gas & LNG LLC	94-91-LNG	Trinidad	BW Suez Everett	Ponce, PR	2,804,412	$ 3.59	
May	5/13/2016	Gas Natural Aprovisionamientos SDG, S.A	Gas Natural Aprovisionamientos SDG, S.A	15-7-LNG	Trinidad	Brritish Innovator	Ponce, PR	2,887,538	$ 6.22	
May	5/28/2016	EcoElectrica, L.P.	Engie Gas & LNG LLC	94-91-LNG	Trinidad	BW GDF Suez Boston	Ponce, PR	2,571,533	$ 3.59	
June	6/16/2016	Gas Natural Aprovisionamientos SDG, S.A	Gas Natural Aprovisionamientos SDG, S.A	15-7-LNG	Trinidad	Express	Ponce, PR	2,895,262	$ 6.13	
June	6/23/2016	EcoElectrica, L.P.	Engie Gas & LNG LLC	94-91-LNG	Trinidad	BW Suez Everett	Ponce, PR	1,286,035	$ 3.59	
July	7/4/2016	Gas Natural Aprovisionamientos SDG, S.A	Gas Natural Aprovisionamientos SDG, S.A	15-7-LNG	Trinidad	Cadiz Knutsen	Ponce, PR	917,221	$ 6.68	
July	7/6/2016	EcoElectrica, L.P.	Engie Gas & LNG LLC	94-91-LNG	Trinidad	BW GDF Suez Boston	Ponce, PR	1,310,102	$ 3.59	
July	7/25/2016	Gas Natural Aprovisionamientos SDG, S.A	Gas Natural Aprovisionamientos SDG, S.A	15-7-LNG	Norway	Arctic Aurora	Ponce, PR	2,889,446	$ 6.68	
August	8/10/2016	Gas Natural Aprovisionamientos SDG, S.A	Gas Natural Aprovisionamientos SDG, S.A	15-7-LNG	Spain	Seishu Maru	Ponce, PR	1,095,282	$ 6.31	
August	8/16/2016	Gas Natural Aprovisionamientos SDG, S.A	Gas Natural Aprovisionamientos SDG, S.A	15-7-LNG	Trinidad	Seishu Maru	Ponce, PR	1,957,311	$ 6.31	
August	8/26/2016	EcoElectrica, L.P.	Engie Gas & LNG LLC	94-91-LNG	Trinidad	BW GDF Suez Boston	Ponce, PR	2,616,423	$ 3.59	
September	9/15/2016	Gas Natural Aprovisionamientos SDG, S.A	Gas Natural Aprovisionamientos SDG, S.A	15-7-LNG	Trinidad	Seishu Maru	Ponce, PR	2,887,235	$ 6.95	
September	9/29/2016	Gas Natural Aprovisionamientos SDG, S.A	Gas Natural Aprovisionamientos SDG, S.A	15-7-LNG	Belgium	Wilforce	Ponce, PR	2,626,632	$ 6.95	
October	10/14/2016	EcoElectrica, L.P.	Engie Gas & LNG LLC	94-91-LNG	Trinidad	BW Suez Everett	Ponce, PR	2,616,346	$ 3.59	
October	10/28/2016	EcoElectrica, L.P.	Engie Gas & LNG LLC	94-91-LNG	Trinidad	BW GDF Suez Boston	Ponce, PR	2,550,597	$ 3.59	
November	11/11/2016	Gas Natural Aprovisionamientos SDG, S.A	Gas Natural Aprovisionamientos SDG, S.A	15-7-LNG	Trinidad	Cadiz Knutsen	Ponce, PR	1,808,427	$ 7.43	
November	11/27/2016	Gas Natural Aprovisionamientos SDG, S.A	Gas Natural Aprovisionamientos SDG, S.A	15-7-LNG	Trinidad	Iberica Knutsen	Ponce, PR	2,473,944	$ 7.43	
December	12/7/2016	EcoElectrica, L.P.	Engie Gas & LNG LLC	94-91-LNG	Trinidad	BW Suez Everett	Ponce, PR	2,132,433	$ 3.59	
December	12/26/2016	Gas Natural Aprovisionamientos SDG, S.A	Gas Natural Aprovisionamientos SDG, S.A	15-7-LNG	Trinidad	Cadiz Knutsen	Ponce, PR	2,842,556	$ 7.10	
TOTAL Imports of LNG to Puerto Rico								**61,334,954**		

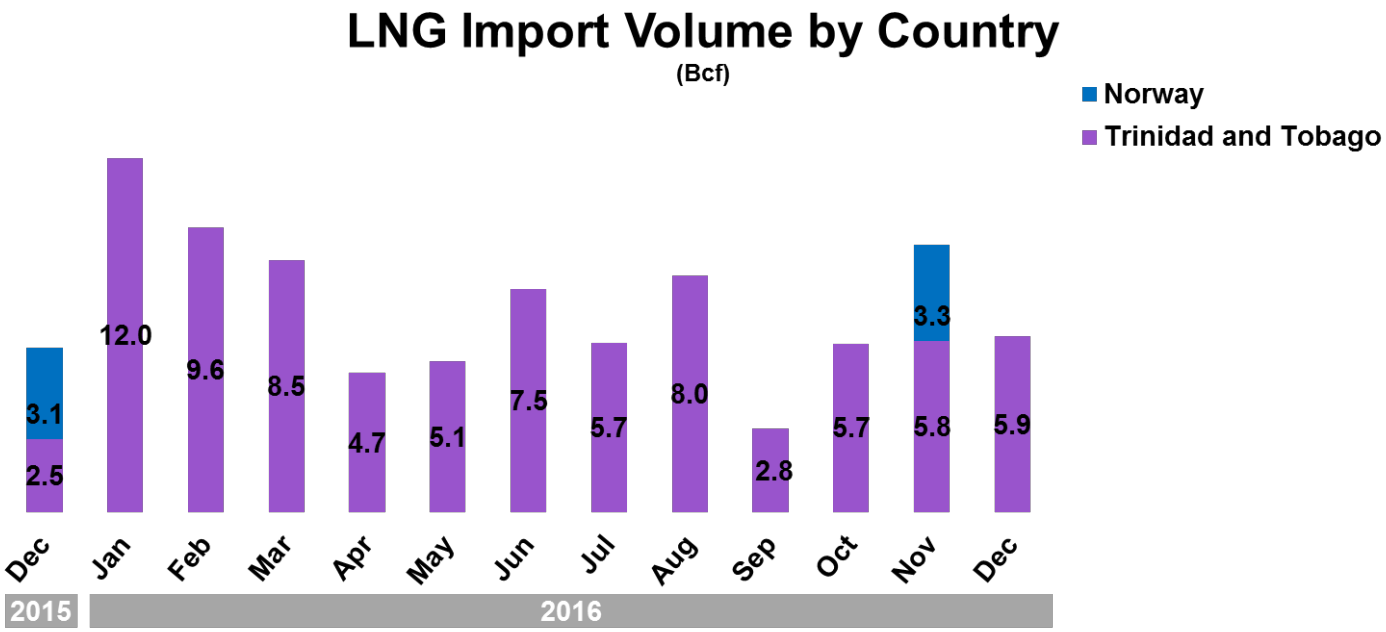

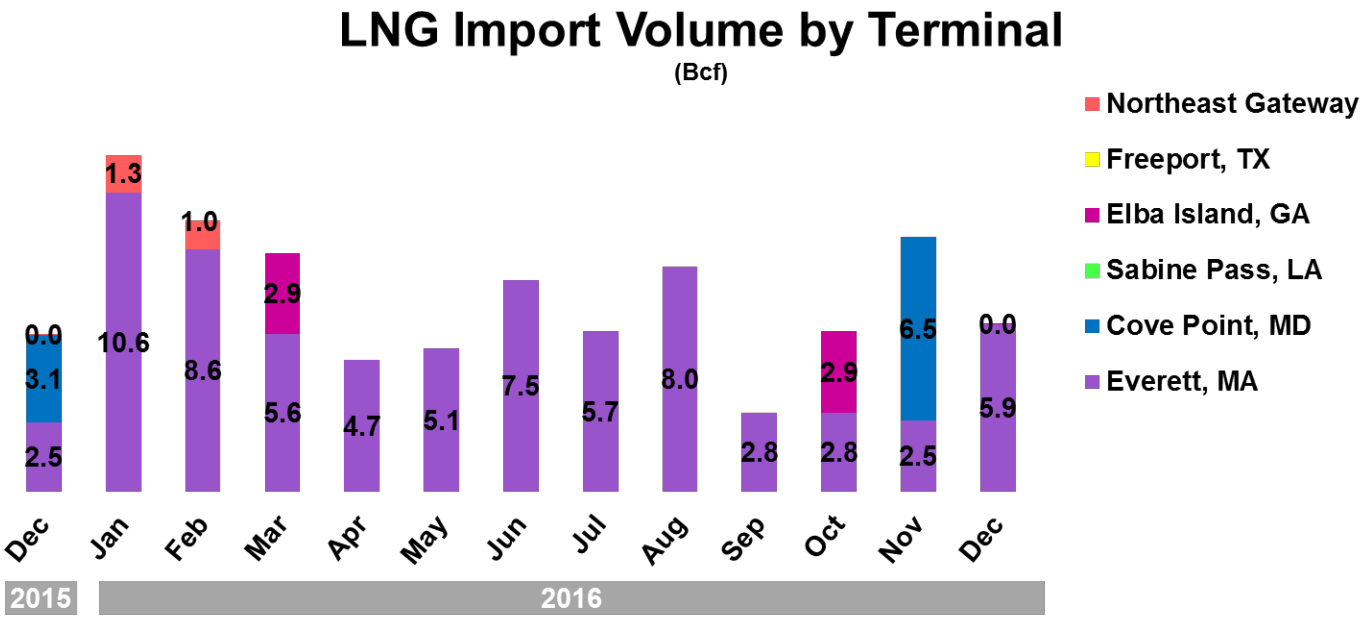

Note: Northeast Gateway terminal is <0.1 for December 2015 and Elba Island terminal is also <0.1 for December 2016.

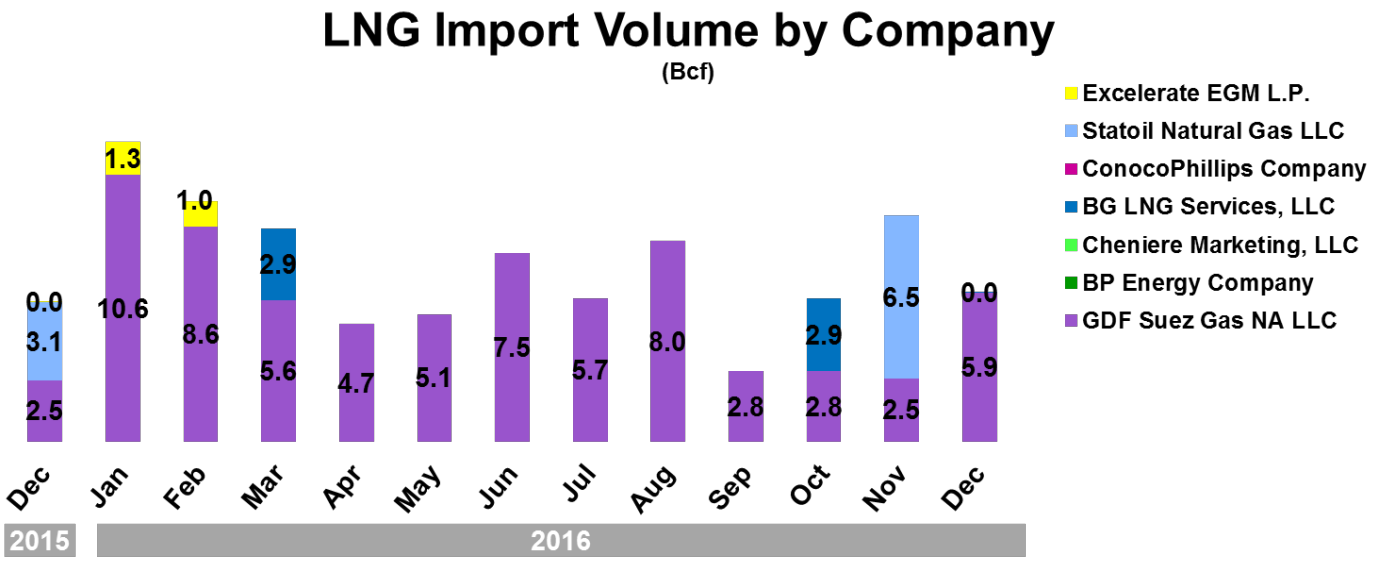

Note: Excelerate EGM L.P. company is <0.1 for December 2015 and BG LNG Services, LLC is also <0.1 for December 2016.

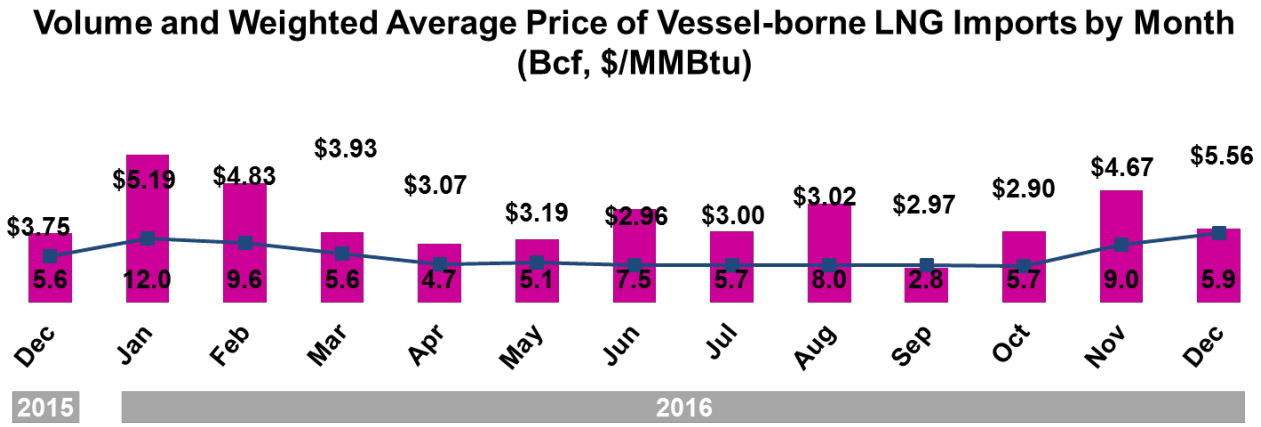

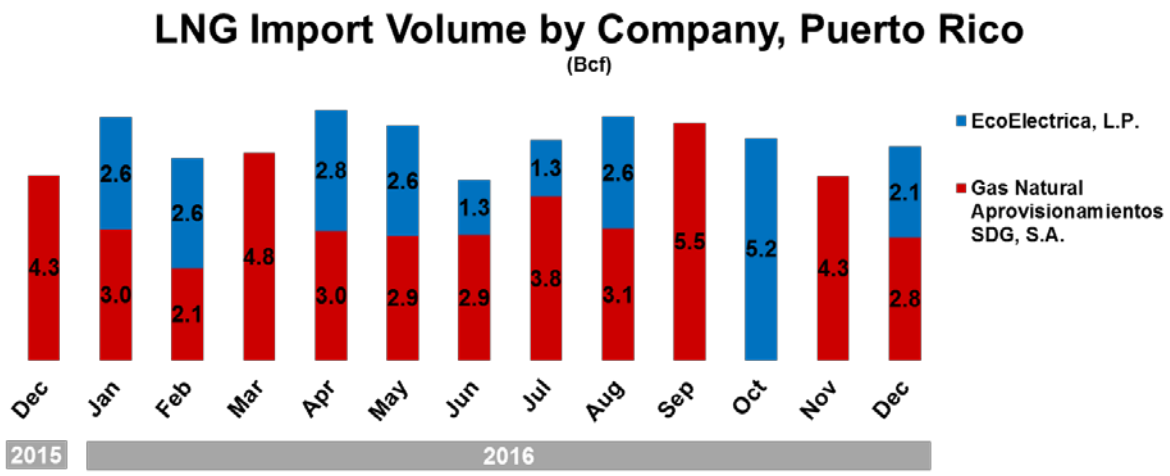
LNG Import Volume by Company, Puerto Rico
(Bcf)
EcoElectrica, L.P.
Gas Natural Aprovisionamientos SDG, S.A.
4.3
2.6
3.0
2.6
2.1
4.8
2.8
3.0
2.6
2.9
1.3
2.9
1.3
3.8
2.6
3.1
5.5
5.2
4.3
2.1
2.8
Dec
Jan
Feb
Mar
Apr
May
Jun
Jul
Aug
Sep
Oct
Nov
Dec
2015
2016

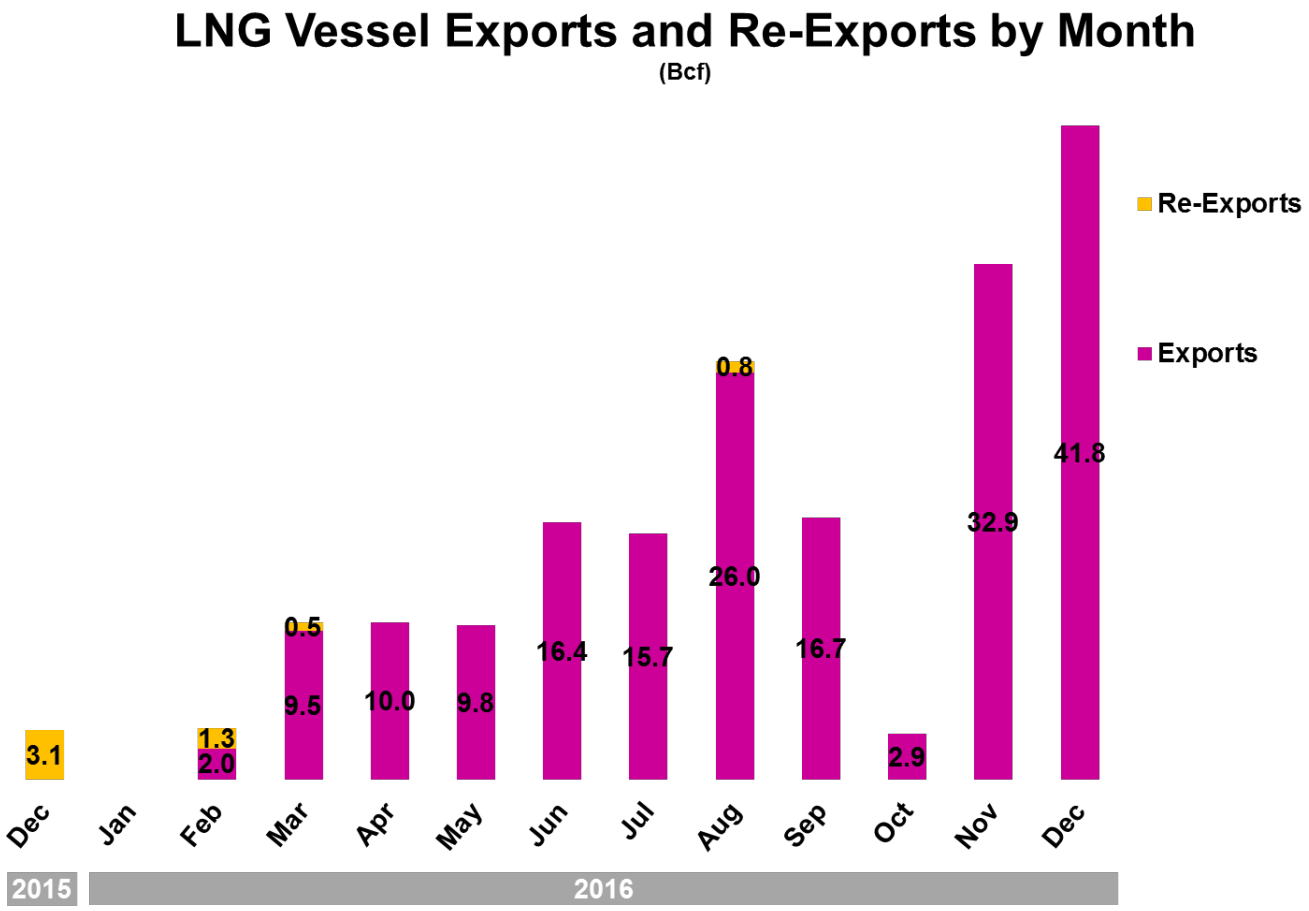
LNG Vessel Exports and Re-Exports by Month
(Bcf)
Re-Exports
Exports
3.1
1.3
2.0
0.5
9.5
10.0
9.8
16.4
15.7
0.8
26.0
16.7
2.9
32.9
41.8
Dec
Jan
Feb
Mar
Apr
May
Jun
Jul
Aug
Sep
Oct
Nov
Dec
2015
2016

FAQs

1) Import prices are "landed" which is the commodity price plus transportation to the US terminal. They do NOT include regassification. It DOES include off-loading.

2) The data are provided by importers and exporters as a condition of their authorizations (which are issued by this office). It is reported as filed, after DOE review and any subsequent revisions by importers and exporters.

3) Spot cargos [S] are only identified for 2006 and later years. Prior to 2006, spot cargos could be included in either long-term or short-term types.

4) Short-term imports or exports are those cargos imported or exported under a company's short-term or "blanket" authorization. This type of authorization covers supply contracts with terms up to 2 years, including spot cargos. The authorization is not based on a specific supply contract but covers all of the importer's short-term supply deals. DOE does not have copies of those contracts and they are not filed with the applications.

5) Long-term imports or exports are those cargos imported or exported under a company's long-term authorization. This type of authorization is tied to one specific supply contract with a term of more than two years. Redacted copies of the contracts are available on our website (please see below).

6) Authorization holders are required to file volume data in thousand cubic feet (Mcf). Therefore, data collected does not necessarily include equivalent amounts of energy, measured in million British thermal units (MMBtu).

7) Prices for exports from Kenai, Alaska are "delivered." This is the commodity price plus transportation to the receiving terminal in the destination country.

8) Prices for all other LNG exports and re-exports are the prices at the point of export, also known as FOB (free on board).

Our web address is: www.fossil.energy.gov
Click "Services," then click "Natural Gas Regulation."

U.S. DEPARTMENT OF ENERGY | Fossil Energy