

LNG Imports by Country of Origin

(Bcf)

2015	Jan	Feb	March	April	May	June	July	Aug	Sept	Oct	Nov	Dec	TOTAL
Egypt	-	-	-	-	-	-	-	-	-	-	-	-	0.0
Nigeria	-	-	-	-	-	-	-	-	-	-	-	-	0.0
Norway	-	-	-	-	-	-	-	-	-	6.0	3.1	3.1	12.2
Qatar	-	-	-	-	-	-	-	-	-	-	-	-	0.0
Trinidad	9.4	9.8	11.8	2.8	1.7	2.6	7.1	11.2	5.6	2.7	4.4	2.5	71.4
Yemen	2.2	2.4	2.8	-	-	-	-	-	-	-	-	-	7.4
TOTAL	11.6	12.2	14.6	2.8	1.7	2.6	7.1	11.2	5.6	8.6	7.5	5.6	91.1

LNG Imports by Receiving Terminal

(Bcf)

2015	Jan	Feb	March	April	May	June	July	Aug	Sept	Oct	Nov	Dec	TOTAL
Cameron, LA	-	-	-	-	-	-	-	-	-	-	-	-	0.0
Cove Point, MD	-	-	-	2.8	-	-	-	-	3.0	-	3.1	3.1	12.1
Elba Island, GA	2.9	3.0	3.0	-	-	-	-	2.9	-	-	-	-	11.8
Everett, MA	7.7	7.6	5.5	-	1.7	2.6	7.1	8.2	2.6	2.7	1.5	2.5	49.7
Freeport, TX	-	-	-	-	-	-	-	-	-	6.0	-	-	6.0
Golden Pass, TX	-	-	-	-	-	-	-	-	-	-	-	-	0.0
Gulf LNG, MS	-	-	-	-	-	-	-	-	-	-	-	-	0.0
Lake Charles, LA	-	-	-	-	-	-	-	-	-	-	-	-	0.0
Neptune Deepwater Port	-	-	-	-	-	-	-	-	-	-	-	-	0.0
Northeast Gateway Energy Bridge	1.0	1.6	-	-	-	-	-	-	-	-	-	0.0	2.6
Sabine Pass, LA	-	-	6.1	-	-	-	-	-	-	-	2.8	-	8.9
TOTAL	11.6	12.2	14.6	2.8	1.7	2.6	7.1	11.2	5.6	8.6	7.5	5.6	91.1

LNG Imports by Company

(Bcf)

2015	Jan	Feb	March	April	May	June	July	Aug	Sept	Oct	Nov	Dec	TOTAL
BG LNG	2.8	3.0	3.0	-	-	-	-	2.9	-	-	-	-	11.8
BP Energy	-	-	-	2.8	-	-	-	-	3.0	-	-	-	5.9
Cheniere Marketing LLC	-	-	6.1	-	-	-	-	-	-	-	2.8	-	8.9
ConocoPhillips	-	-	-	-	-	-	-	-	-	6.0	-	-	6.0
Excelerate Energy Gas Marketing L.P.	1.0	1.6	-	-	-	-	-	-	-	-	-	0.0	2.6
GDF Suez Gas NA	7.7	7.6	5.5	-	1.7	2.6	7.1	8.2	2.6	2.7	1.5	2.5	49.7
Sempra LNG Marketing	-	-	-	-	-	-	-	-	-	-	-	-	0.0
Shell NA LNG	-	-	-	-	-	-	-	-	-	-	-	-	0.0
Statoil Natural Gas	-	-	-	-	-	-	-	-	-	-	3.1	3.1	6.2
Total Gas & Power	-	-	-	-	-	-	-	-	-	-	-	-	0.0
TOTAL	11.6	12.2	14.6	2.8	1.7	2.6	7.1	11.2	5.6	8.6	7.5	5.6	91.1

• Very small volumes shown as zero due to rounding.

SHORT-TERM VESSEL-BORNE IMPORTS OF LIQUEFIED NATURAL GAS

Discharge Month	Date of Arrival	Name of Importer	Seller	Docket Number	Country of Origin	Name of Tanker	Receiving Terminal	Volume (Mcf)	Landed Price (\$/MMBtu)	Notes
January	1/1/2015	Excelerate Energy Gas Marketing	Trinidad & Tobago LNG Limited	13-19-LNG	Trinidad	FSRU Excelerate	Northeast Gateway	1,040,290	\$ 12.12	[S], [M]
January	1/8/2015	GDF Suez Gas NA LLC	GDF Suez Supply	14-176-LNG	Trinidad	GDF Suez Neptune	Everett, MA	2,652,319	\$ 15.81	[S]
January	1/18/2015	GDF Suez Gas NA LLC	GDF Suez Supply	14-176-LNG	Yemen	BW Suez Everett	Everett, MA	2,233,708	\$ 10.16	[S]
February	1/1/2015	Excelerate Energy Gas Marketing	Trinidad & Tobago LNG Limited	13-19-LNG	Trinidad	FSRU Excelerate	Northeast Gateway	1,568,900	\$ 12.12	[S], [M]
March	3/12/2015	Cheniere Marketing LLC	Shell NA LNG LLC	14-186-NG	Trinidad	Gallina	Sabine Pass, LA	2,956,770	\$ 8.38	[S]
March	3/14/2015	Cheniere Marketing LLC	BG LNG Trading LLC	14-186-NG	Trinidad	Methane Rita Andrea	Sabine Pass, LA	3,122,110	\$ 8.25	[S]
April	4/11/2015	BP Energy Company	BP Gas Marketing LTD	14-78-LNG	Trinidad	British Merchant	Cove Point, MD	2,844,244	\$ 7.89	
September	9/7/2015	BP Energy Company	BP Gas Marketing LTD	14-78-LNG	Trinidad	Maran Gas Efessos	Cove Point, MD	3,045,220	\$ 6.89	
October	10/2/2015	ConocoPhillips Company	EDF Trading	15-102-LNG	Norway	BW GDF Suez Brussels	Freeport, TX	3,000,438	\$ 14.00	[S]
October	10/29/2015	ConocoPhillips Company	EDF Trading	15-102-LNG	Norway	Arctic Aurora	Freeport, TX	2,991,593	\$ 14.00	[S]
November	11/10/2015	Statoil Natural Gas LLC	Statoil ASA	15-50-LNG	Norway	LNGC Arctic Discoverer	Cove Point, MD	3,096,630	\$ 1.97	
November	11/14/2015	Cheniere Marketing LLC	BP Gas Marketing LTD	14-186-NG	Trinidad	British Innovator	Sabine Pass, LA	2,832,360	\$ 7.05	[S]
December	12/1/2015	Excelerate Energy Gas Marketing	Shell International Trading Middle East Limited	15-32-LNG	Trinidad	Express	Northeast Gateway	963	\$ 6.70	[S], [M]
December	12/12/2015	Statoil Natural Gas LLC	Statoil ASA	15-50-LNG	Norway	Arctic Princess	Cove Point, MD	3,105,241	\$ 2.14	
TOTAL Short-Term Imports of LNG								TOTAL	34,490,786	

[S] - Represents spot purchase

[M] - Cargo discharged over multiple months

LONG-TERM VESSEL-BORNE IMPORTS OF LIQUEFIED NATURAL GAS

Discharge Month	Date of Arrival	Name of Importer	Seller	Docket Number	Country of Origin	Name of Tanker	Receiving Terminal	Volume (Mcf)	Landed Price (\$/MMBtu)	Notes
January	1/22/2015	BG LNG Services	PFLE	05-114-LNG	Trinidad	Clean Energy	Elba Island, GA	2,846,716	\$ 2.93	
January	1/25/2015	GDF Suez Gas NA LLC	Atlantic LNG Company	95-100-LNG	Trinidad	GDF Suez Neptune	Everett, MA	2,842,882	\$ 12.12	
February	2/18/2015	BG LNG Services	PFLE	05-114-LNG	Trinidad	Methane Rita Andrea	Elba Island, GA	3,010,165	\$ 2.61	
February	2/6/2015	GDF Suez Gas NA LLC	GDF Suez Supply	09-135-LNG	Yemen	Grace Barleria	Everett, MA	2,372,708	\$ 8.79	
February	2/13/2015	GDF Suez Gas NA LLC	Atlantic LNG Company	95-100-LNG	Trinidad	Matthew	Everett, MA	2,635,137	\$ 10.92	
February	2/22/2015	GDF Suez Gas NA LLC	Atlantic LNG Company	95-100-LNG	Trinidad	BW Suez Everett	Everett, MA	2,615,415	\$ 11.11	
March	3/2/2015	BG LNG Services	BGGSTL	08-64-LNG	Trinidad	Gaslog Santiago	Elba Island, GA	3,004,499	\$ 2.63	
March	3/4/2015	GDF Suez Gas NA LLC	Atlantic LNG Company	95-100-LNG	Trinidad	BW GDF Suez Boston	Everett, MA	2,686,707	\$ 12.67	
March	3/25/2015	GDF Suez Gas NA LLC	GDF Suez Supply	09-135-LNG	Yemen	Gaselys	Everett, MA	2,834,288	\$ 6.93	
May	5/7/2015	GDF Suez Gas NA LLC	Atlantic LNG Company	95-100-LNG	Trinidad	Matthew	Everett, MA	1,672,731	\$ 5.69	
June	6/23/2015	GDF Suez Gas NA LLC	Atlantic LNG Company	95-100-LNG	Trinidad	Matthew	Everett, MA	2,557,040	\$ 5.94	
July	7/8/2015	GDF Suez Gas NA LLC	Atlantic LNG Company	95-100-LNG	Trinidad	BW GDF Suez Boston	Everett, MA	2,682,900	\$ 5.83	
July	7/17/2015	GDF Suez Gas NA LLC	Atlantic LNG 2/3 Company	95-100-LNG	Trinidad	Matthew	Everett, MA	1,837,609	\$ 3.10	
July	7/25/2015	GDF Suez Gas NA LLC	Atlantic LNG Company	95-100-LNG	Trinidad	BW Suez Everett	Everett, MA	2,612,354	\$ 3.55	
August	8/6/2015	GDF Suez Gas NA LLC	Atlantic LNG Company	95-100-LNG	Trinidad	BW GDF Suez Boston	Everett, MA	2,814,161	\$ 3.38	
August	8/7/2015	BG LNG Services	BGGSTL	08-64-LNG	Trinidad	Methane Nile Eagle	Elba Island, GA	2,924,632	\$ 2.63	
August	8/18/2015	GDF Suez Gas NA LLC	Atlantic LNG Company	95-100-LNG	Trinidad	BW Suez Everett	Everett, MA	2,823,863	\$ 3.55	
August	8/29/2015	GDF Suez Gas NA LLC	Atlantic LNG Company	95-100-LNG	Trinidad	BW GDF Suez Boston	Everett, MA	2,384,133	\$ 3.56	*
August	8/29/2015	GDF Suez Gas NA LLC	Atlantic LNG 2/3 Company	95-100-LNG	Trinidad	BW GDF Suez Boston	Everett, MA	214,419	\$ 3.05	*
September	9/15/2015	GDF Suez Gas NA LLC	Atlantic LNG Company	95-100-LNG	Trinidad	BW Suez Everett	Everett, MA	2,563,378	\$ 4.34	
October	10/6/2015	GDF Suez Gas NA LLC	Atlantic LNG Company	95-100-LNG	Trinidad	BW GDF Suez Boston	Everett, MA	868,544	\$ 5.88	
October	10/30/2015	GDF Suez Gas NA LLC	Atlantic LNG Company	95-100-LNG	Trinidad	BW Suez Everett	Everett, MA	1,555,445	\$ 6.03	*
October	10/30/2015	GDF Suez Gas NA LLC	Atlantic LNG Company	95-100-LNG	Trinidad	BW Suez Everett	Everett, MA	229,384	\$ 5.66	*
November	11/24/2015	GDF Suez Gas NA LLC	Atlantic LNG Company	95-100-LNG	Trinidad	Neptune	Everett, MA	1,541,129	\$ 2.25	
December	12/12/2015	GDF Suez Gas NA LLC	Atlantic LNG Company	95-100-LNG	Trinidad	BW GDF Suez Boston	Everett, MA	2,452,252	\$ 5.78	
TOTAL Long-Term Imports of LNG								TOTAL	56,582,491	

TOTAL LNG IMPORTS

91,073,277

VESSEL-BORNE IMPORTS OF LIQUEFIED NATURAL GAS (LNG) TO PUERTO RICO

Discharge Month	Date of Arrival	Name of Importer	Seller	Docket Number	Country of Origin	Name of Tanker	Receiving Terminal	Volume (Mcf)	Landed Price (\$/MMBtu)	Notes
January	1/20/2015	EcoElectrica, L.P.	Atlantic LNG	94-91-LNG	Trinidad	Matthew	Ponce, PR	2,518,220	\$ 5.19	
January	1/3/2015	Gas Natural Aprovisionamientos SDG, S.A	Gas Natural Aprovisionamientos SDG, S.A	13-7-LNG	Trinidad	LNG Libra	Ponce, PR	1,693,709	\$ 11.70	
February	2/9/2015	Gas Natural Aprovisionamientos SDG, S.A	Gas Natural Aprovisionamientos SDG, S.A	13-7-LNG	Trinidad	Cadiz Knutsen	Ponce, PR	2,326,499	\$ 11.50	
February	2/23/2015	Gas Natural Aprovisionamientos SDG, S.A	Gas Natural Aprovisionamientos SDG, S.A	13-7-LNG	Trinidad	LNG Libra	Ponce, PR	1,593,723	\$ 11.45	
March	3/14/2015	EcoElectrica, L.P.	Atlantic LNG	94-91-LNG	Trinidad	Matthew	Ponce, PR	2,518,172	\$ 4.76	
March	3/31/2015	Gas Natural Aprovisionamientos SDG, S.A	Gas Natural Aprovisionamientos SDG, S.A	15-7-LNG	Trinidad	Catalunya Spirit	Ponce, PR	2,388,987	\$ 11.45	
April	4/16/2015	EcoElectrica, L.P.	Atlantic LNG	94-91-LNG	Trinidad	Matthew	Ponce, PR	2,547,313	\$ 4.76	
May	5/4/2015	Gas Natural Aprovisionamientos SDG, S.A	Gas Natural Aprovisionamientos SDG, S.A	15-7-LNG	Trinidad	BW Suez Everett	Ponce, PR	2,830,577	\$ 8.12	
May	5/21/2015	EcoElectrica, L.P.	Atlantic LNG	94-91-LNG	Trinidad	Matthew	Ponce, PR	2,550,123	\$ 4.76	
June	6/5/2015	Gas Natural Aprovisionamientos SDG, S.A	Gas Natural Aprovisionamientos SDG, S.A	15-7-LNG	Nigeria	LNG Sokoto	Ponce, PR	2,794,363	\$ 8.12	
June	6/22/2015	EcoElectrica, L.P.	Atlantic LNG	94-91-LNG	Trinidad	BW Boston	Ponce, PR	2,552,068	\$ 4.76	
July	7/8/2015	Gas Natural Aprovisionamientos SDG, S.A	Gas Natural Aprovisionamientos SDG, S.A	15-7-LNG	Trinidad	British Trader	Ponce, PR	2,767,419	\$ 8.04	
July	7/25/2015	Gas Natural Aprovisionamientos SDG, S.A	Gas Natural Aprovisionamientos SDG, S.A	15-7-LNG	Nigeria	LNG River Niger	Ponce, PR	2,844,342	\$ 8.04	
August	8/5/2015	EcoElectrica, L.P.	GDF Suez	94-91-LNG	Trinidad	BW Suez Everett	Ponce, PR	1,932,802	\$ 4.76	
August	8/23/2015	EcoElectrica, L.P.	Gas Natural Aprovisionamientos SDG, S.A	94-91-LNG	Nigeria	LNG River Niger	Ponce, PR	1,292,517	\$ 8.34	[S],[*]
August	8/23/2015	Gas Natural Aprovisionamientos SDG, S.A	Gas Natural Aprovisionamientos SDG, S.A	15-7-LNG	Nigeria	LNG River Niger	Ponce, PR	1,581,354	\$ 8.31	[*]
September	9/10/2015	EcoElectrica, L.P.	GDF Suez	94-91-LNG	Trinidad	BW Boston	Ponce, PR	2,358,648	\$ 4.76	
September	9/29/2015	Gas Natural Aprovisionamientos SDG, S.A	Gas Natural Aprovisionamientos SDG, S.A	15-7-LNG	Trinidad	Castillo de Villaba	Ponce, PR	2,875,361	\$ 8.31	
October	10/11/2015	EcoElectrica, L.P.	GDF Suez	94-91-LNG	Trinidad	BW Boston	Ponce, PR	1,844,298	\$ 4.76	
October	10/28/2015	EcoElectrica, L.P.	GDF Suez	94-91-LNG	Trinidad	Grace Acacia	Ponce, PR	2,234,864	\$ 4.76	
November	11/11/2015	Gas Natural Aprovisionamientos SDG, S.A	Gas Natural Aprovisionamientos SDG, S.A	15-7-LNG	Belgium	GasLog Salem	Ponce, PR	3,019,728	\$ 7.32	
November	11/15/2015	EcoElectrica, L.P.	GDF Suez	94-91-LNG	Trinidad	BW Suez Everett	Ponce, PR	861,151	\$ 4.76	
November	11/28/2015	EcoElectrica, L.P.	GDF Suez	94-91-LNG	Trinidad	BW Suez Everett	Ponce, PR	1,148,702	\$ 4.76	
December	12/3/2015	Gas Natural Aprovisionamientos SDG, S.A	Gas Natural Aprovisionamientos SDG, S.A	15-7-LNG	Trinidad	Cadiz Knutsen	Ponce, PR	1,414,853	\$ 7.31	
December	12/21/2015	Gas Natural Aprovisionamientos SDG, S.A	Gas Natural Aprovisionamientos SDG, S.A	15-7-LNG	Trinidad	Seishu Maru	Ponce, PR	2,883,636	\$ 7.31	
TOTAL Imports of LNG to Puerto Rico								55,373,429		

[S] - Represents spot purchase
[*] - Represents a split cargo

Office of Fossil Energy
Office of Oil & Natural Gas
Office of Regulation and International Engagement
Division of Natural Gas Regulation
Phone: 202-586-7970
Email: ngreports@hq.doe.gov



VESSEL-BORNE EXPORTS OF DOMESTICALLY-PRODUCED LIQUEFIED NATURAL GAS (LNG)

Date of Departure	Name of Exporter	Supplier	Docket Number	Country of Destination	Name of Tanker	Departure Terminal	Volume (Mcf)	Delivered Price \$/MMBtu	Notes
5/10/2015	ConocoPhillips Alaska Natural Gas Corp	ConocoPhillips Alaska	13-155-LNG	Taiwan	Excel	Kenai, AK	2,748,450	\$ 7.43	[S]
6/11/2015	ConocoPhillips Alaska Natural Gas Corp	ConocoPhillips Alaska	13-155-LNG	Taiwan	Excel	Kenai, AK	2,754,250	\$ 7.72	[S]
7/14/2015	ConocoPhillips Alaska Natural Gas Corp	ConocoPhillips Alaska	13-155-LNG	Japan	Excel	Kenai, AK	2,753,410	\$ 8.00	[S]
8/12/2015	ConocoPhillips Alaska Natural Gas Corp	ConocoPhillips Alaska	13-155-LNG	Japan	Excel	Kenai, AK	2,753,040	\$ 7.82	[S]
9/9/2015	ConocoPhillips Alaska Natural Gas Corp	ConocoPhillips Alaska	13-155-LNG	Taiwan	Excel	Kenai, AK	2,754,630	\$ 7.09	[S]
10/13/2015	ConocoPhillips Alaska Natural Gas Corp	ConocoPhillips Alaska	13-155-LNG	Japan	Excel	Kenai, AK	2,755,150	\$ 6.45	[S]
TOTAL Exports of LNG							16,518,930		

[S] - Represents spot purchase

Office of Fossil Energy
Office of Oil & Natural Gas
Office of Regulation and International Engagement
Division of Natural Gas Regulation
Phone: 202-586-7970
Email: ngreports@hq.doe.gov

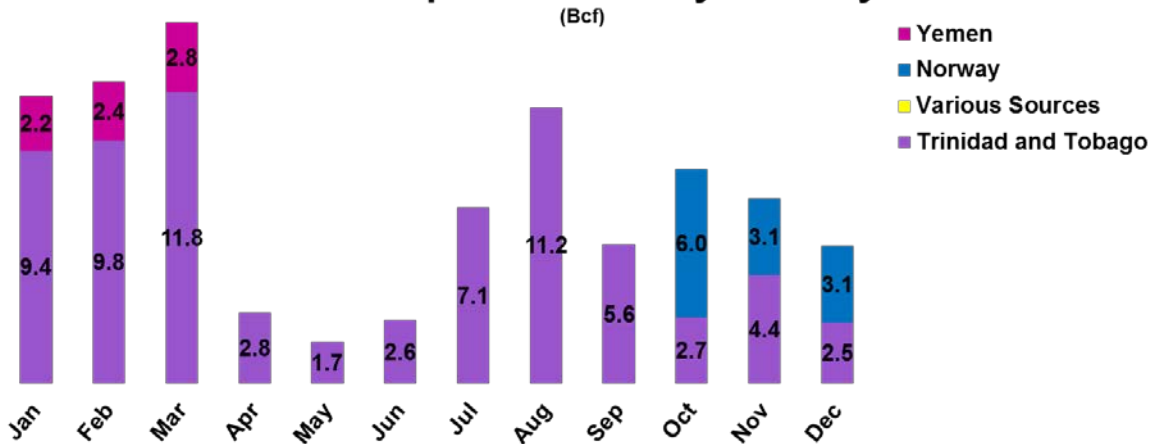


VESSEL-BORNE RE-EXPORTS* OF LIQUEFIED NATURAL GAS (LNG)

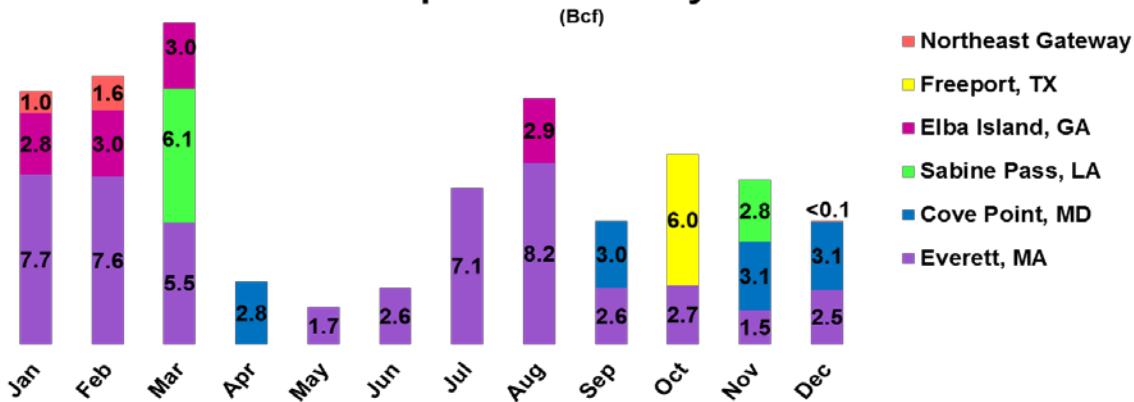
Date of Departure	Authorization Holder	Supplier(s)	Exporter	Purchaser	Docket Number	Country of Destination	Name of Tanker	Departure Terminal	Volume (Mcf)	FOB Price \$/MMBtu	Notes
1/17/2015	ConocoPhillips Company	ConocoPhillips Company	ConocoPhillips Company	EDF Trading Limited	13-97-LNG	Brazil	Asia Vision	Freeport, TX	2,804,958	\$ 16.50	[S]
2/2/2015	ConocoPhillips Company	ConocoPhillips Company	ConocoPhillips Company	Koch Supply & Trading, LP	13-97-LNG	Brazil	Excalibur	Freeport, TX	2,727,940	\$ 12.19	[S]
11/26/2015	ConocoPhillips Company	ConocoPhillips Company	ConocoPhillips Company	EDF Trading Limited	13-97-LNG	Egypt	Asia Energy	Freeport, TX	2,947,448	\$ 16.07	[S]
12/23/2015	ConocoPhillips Company	ConocoPhillips Company	ConocoPhillips Company	EDF Trading Limited	13-97-LNG	Turkey	Gaslog Salem	Freeport, TX	3,144,656	\$ 15.99	[S]
TOTAL Re-Exports of LNG									11,625,002		

[S] - Represents spot purchase

LNG Import Volume by Country

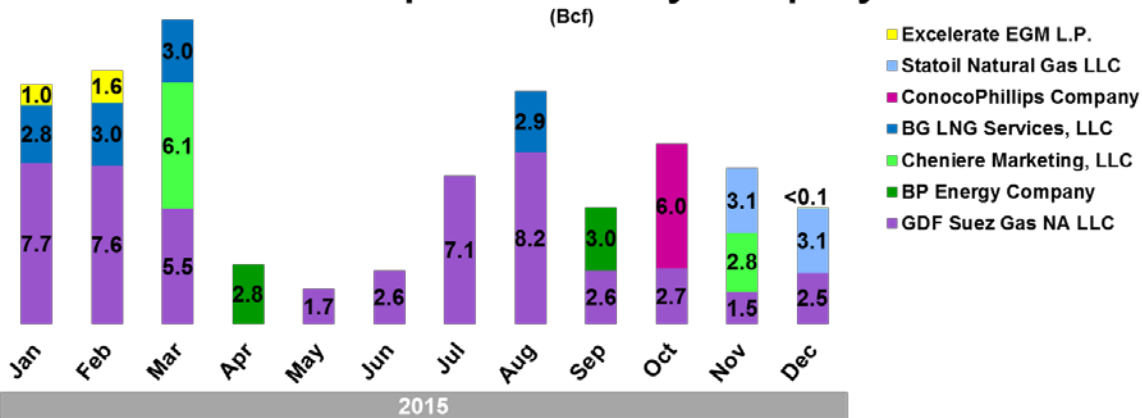


LNG Import Volume by Terminal



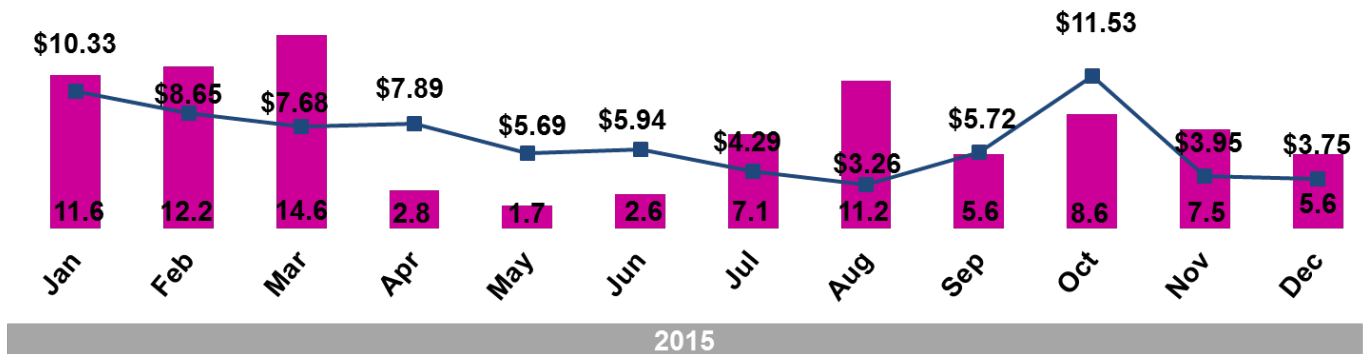
Note: Northeast Gateway terminal is <0.1 for December 2015.

LNG Import Volume by Company

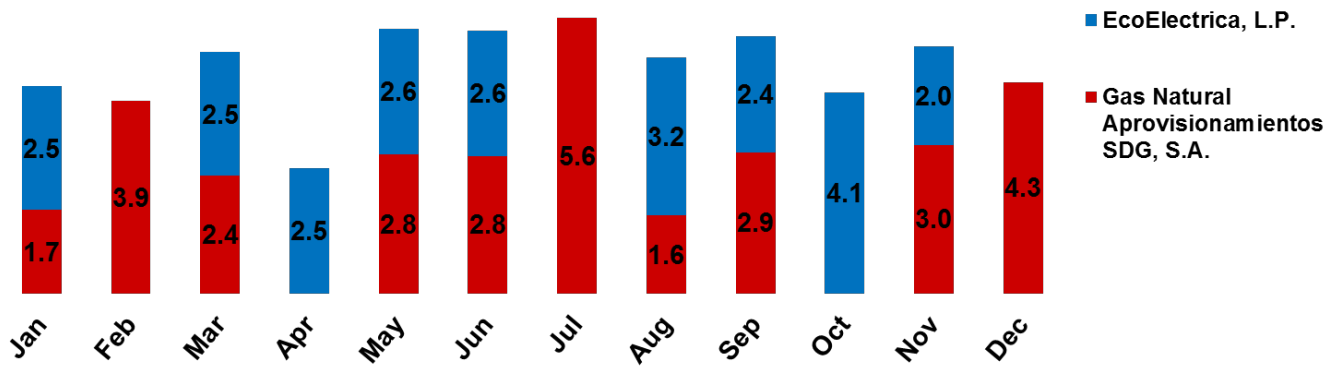


Note: Exceletrate EGM L.P. company is <0.1 for December 2015.

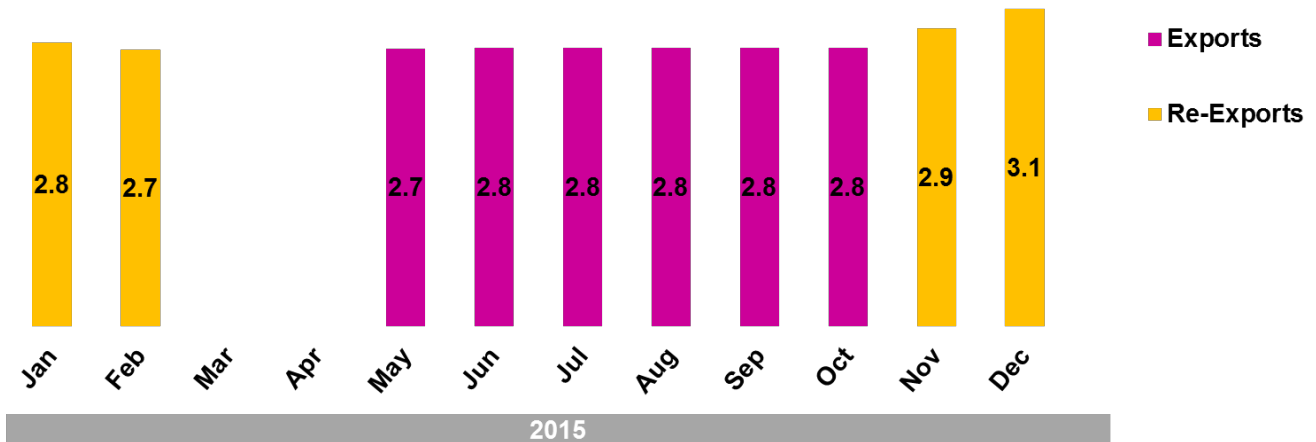
Volume and Weighted Average Price of Vessel-borne LNG Imports by Month (Bcf, \$/MMBtu)



LNG Import Volume by Company, Puerto Rico (Bcf)



LNG Vessel Exports and Re-Exports by Month (Bcf)



FAQs

- 1) Import prices are "landed" which is the commodity price plus transportation to the US terminal. They do NOT include regassification. It DOES include off-loading.
- 2) The data are provided by importers and exporters as a condition of their authorizations (which are issued by this office). It is reported as filed, after DOE review and any subsequent revisions by importers and exporters.
- 3) Spot cargos [S] are only identified for 2006 and later years. Prior to 2006, spot cargos could be included in either long-term or short-term types.
- 4) Short-term imports or exports are those cargos imported or exported under a company's short-term or "blanket" authorization. This type of authorization covers supply contracts with terms up to 2 years, including spot cargos. The authorization is not based on a specific supply contract but covers all of the importer's short-term supply deals. DOE does not have copies of those contracts and they are not filed with the applications.
- 5) Long-term imports or exports are those cargos imported or exported under a company's long-term authorization. This type of authorization is tied to one specific supply contract with a term of more than two years. Redacted copies of the contracts are available on our website (please see below).
- 6) Authorization holders are required to file volume data in thousand cubic feet (Mcf). Therefore, data collected does not necessarily include equivalent amounts of energy, measured in million British thermal units (MMBtu).
- 7) Prices for exports from Kenai, Alaska are "delivered." This is the commodity price plus transportation to the receiving terminal in the destination country.
- 8) Prices for all other LNG exports and re-exports are the prices at the point of export, also known as FOB (free on board).

Our web address is: www.fossil.energy.gov
Click "Services," then click "Natural Gas Regulation."

