

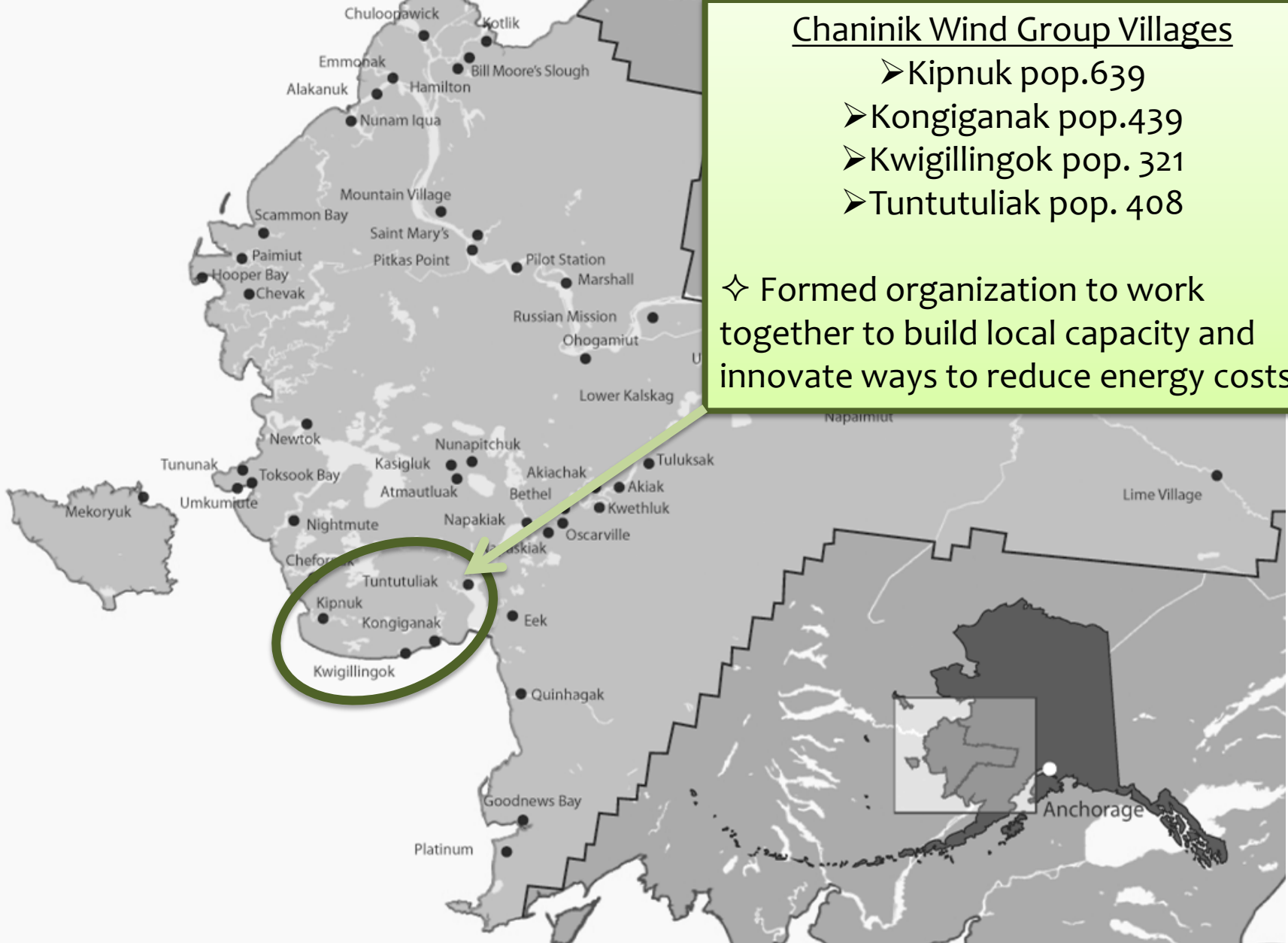
Chaninik Wind Group Wind Heat Smart Grids



Chaninik Wind Group Villages

- Kipnuk pop.639
- Kongiganak pop.439
- Kwigillingok pop. 321
- Tuntutuliak pop. 408

❖ Formed organization to work together to build local capacity and innovate ways to reduce energy costs



CWG started in 2005 with a simple idea...

- ✦ **Install wind turbines to**
 - ✦ Lower the cost of energy (heat and electricity)
- ✦ **Small communities should work together**
 - ✦ Reduce dependency on diesel fuel
 - ✦ Create local jobs
 - ✦ Certify and train employees
 - ✦ Become sustainable communities

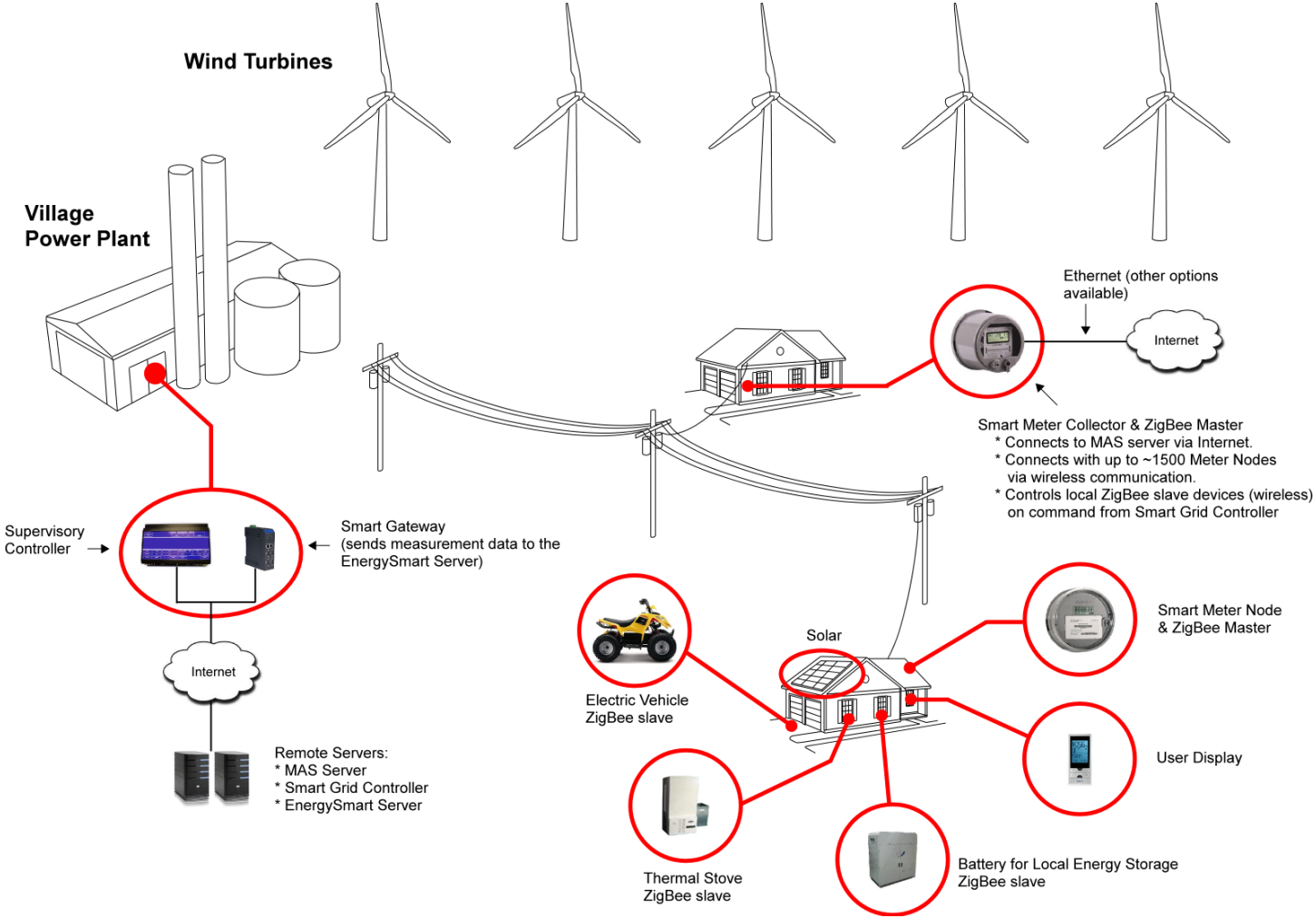




CWG Strategies for Success

- ❖ Build capacity as a foundation for lasting economic development
- ❖ Good information to make good decisions, lower costs, and give a pathway to sustainability
- ❖ Adopt innovation to meet needs and support values
- ❖ Lead efforts to plan for community energy use creating value and fostering new opportunities
- ❖ Think outside the box

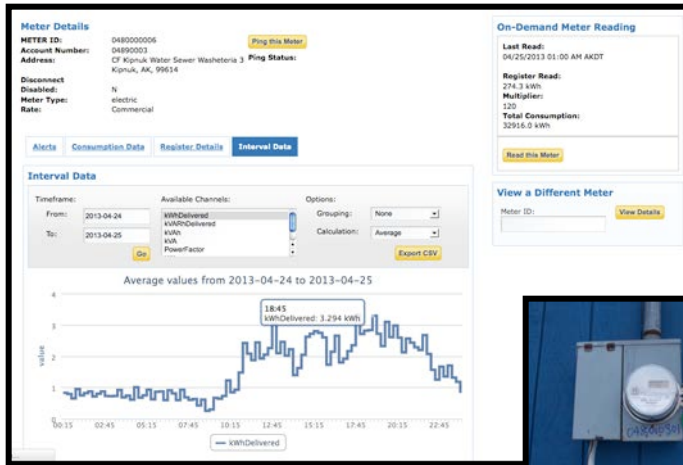
Wind Heat Smart Grid Design



Wind Heat System Components

Systems in Kongiganak, Kwigillingok and Tuntutuliak

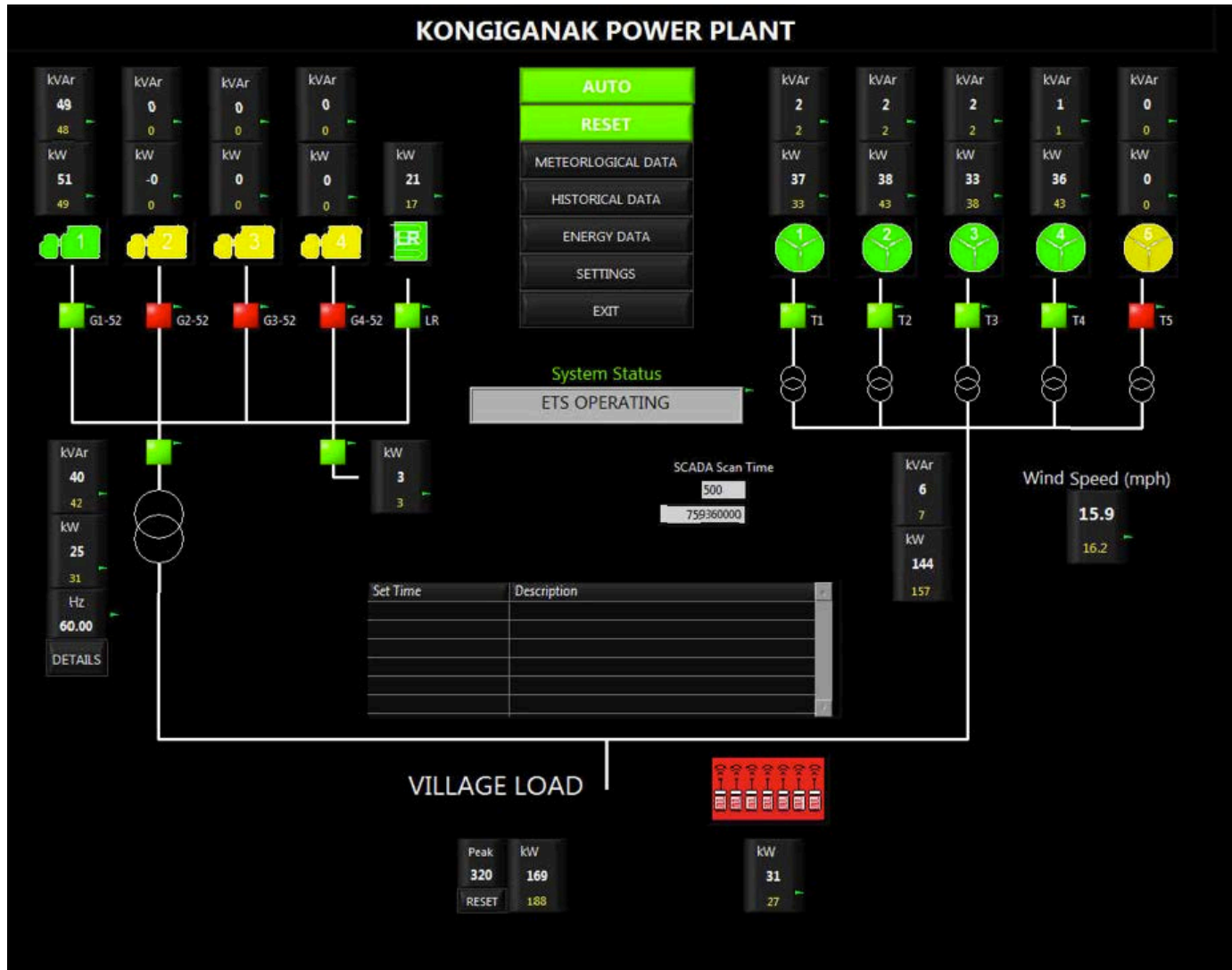
- 95 kW Windmatic wind turbines
- Electric Thermal Storage(ETS) devices
- Community-wide Smart Metering and Smart Grid control



Electronic Thermal Stoves (ETS)

- ETS heat output at high is equivalent to a Toyostove Laser 56
- \$.10 per kwh is equivalent to buying diesel at \$2.90 per gallon
- Current diesel price in Kongiganak: \$6.95 per gallon

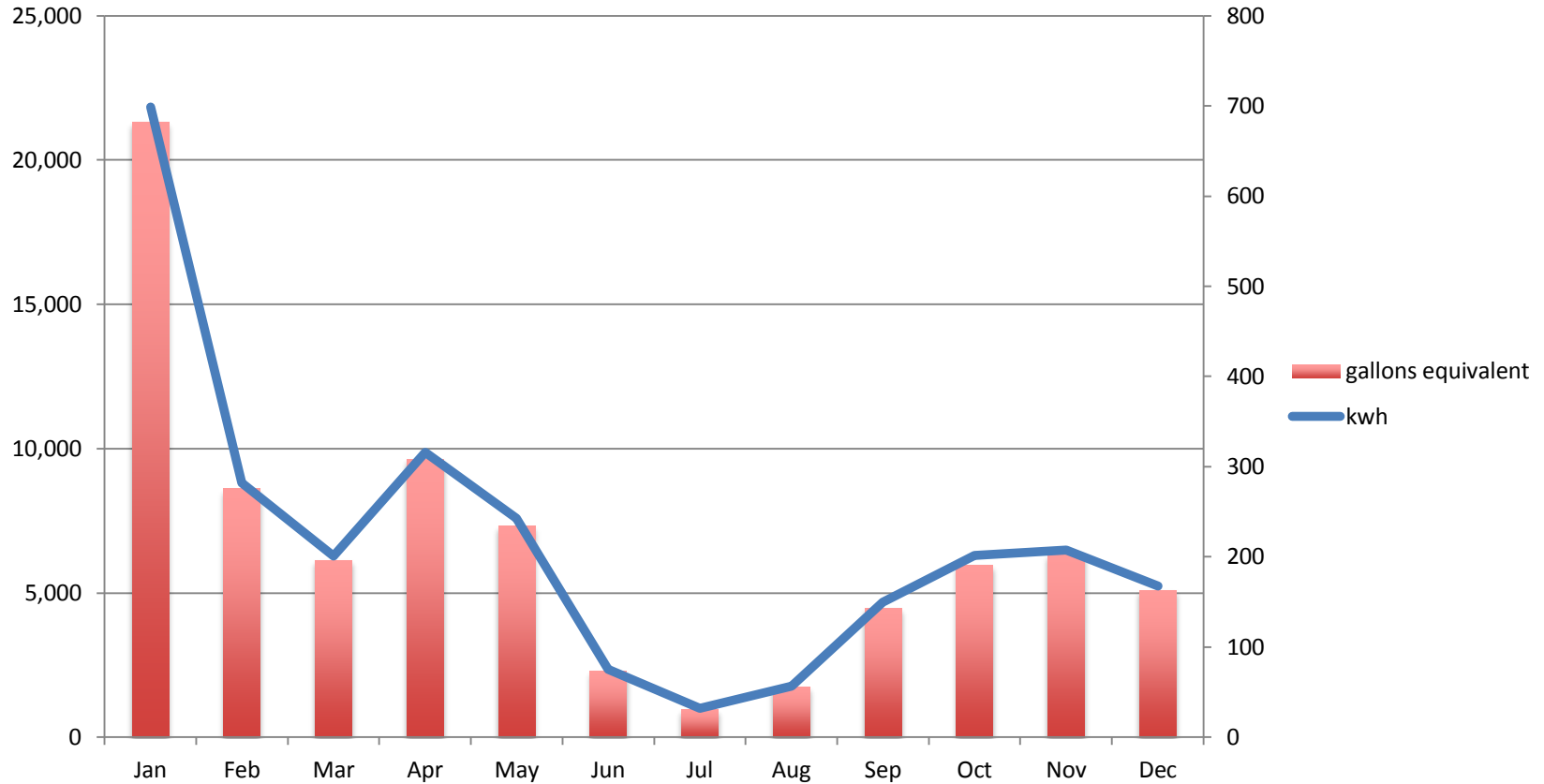
Chaninik Wind Group Wind Heat System SCADA



Kongiganak Energy Summary 2013

KONGIGANAK POWER PLANT Energy Summary (kWh)													
2013	Jan	Feb	Mar	Apr	May	Jun	Jul	Aug	Sep	Oct	Nov	Dec	Total
Summary of Generation													
Diesel 1	42,370	320	1,100	22,020	17,640	380	29,830	62,540	2,730	23,180	89,790	91,340	383,240
Diesel 2	25,260	71,690	73,620	47,320	53,320	63,860	38,850	-	-	-	-	-	373,920
Diesel 3	-	-	-	780	-	-	-	20,810	75,720	59,830	-	-	157,140
Diesel 4	200	-	-	-	-	-	120	240	-	-	280	1,580	2,420
Total Diesel Generation	67,830	72,010	74,720	70,120	70,960	64,240	68,800	83,590	78,450	83,010	90,070	92,920	916,720
Wind Turbine 1	15,618	15,234	15,575	21,588	11,740	7,867	8,301	7,078	10,988	10,560	4,067	10,895	139,512
Wind Turbine 2	11,764	4,789	8,160	-10	-	1,396	736	2,919	10,670	13,439	14,341	11,381	79,588
Wind Turbine 3	26,130	18,938	22,211	20,113	15,733	12,018	9,678	8,921	5,854	15,038	14,444	11,510	180,584
Wind Turbine 4	23,363	5,139	-61	13,437	14,968	3,886	2,603	5,316	8,485	7,168	3,455	4,813	92,571
Wind Turbine 5	-	-	-	-	-	-	-	1,672	10,926	2,333	-62	-53	14,816
Total Wind Generation	76,876	44,099	45,885	55,128	42,441	25,167	21,318	25,905	46,923	48,539	36,245	38,546	507,071
Total Generation	144,706	116,109	120,605	125,248	113,401	89,407	90,118	109,495	125,373	131,549	126,315	131,466	1,423,791
Summary of Consumption													
Station Service	2,742	2,387	2,757	2,455	2,627	2,974	2,819	2,549	2,897	2,881	2,338	2,524	31,950
Wind to Village	40,487	28,254	31,072	33,362	23,518	14,383	14,593	16,640	29,355	33,375	23,380	25,480	313,899
Wind to Load Regulator	14,556	7,032	8,527	11,898	11,335	8,442	5,723	7,489	12,892	8,859	6,384	7,832	110,969
Wind to ETS	21,833	8,813	6,285	9,868	7,588	2,342	1,002	1,776	4,676	6,305	6,481	5,233	82,203
Total Village	108,317	100,264	105,792	103,482	94,478	78,623	83,393	100,230	107,805	116,385	113,450	118,400	1,230,619
Total Consumption	144,706	116,109	120,605	125,248	113,401	89,407	90,118	109,495	125,373	131,549	126,315	131,466	1,423,791
% Diesel kWh Displaced by Wind	37.4%	28.2%	29.4%	32.2%	24.9%	18.3%	17.5%	16.6%	27.2%	28.7%	20.6%	21.5%	25.5%

Example – Kongiganak ETS Fuel Displacement 2013



RESULTS!



Lessons Learned

- Energy issues must be addressed on all levels
- More resources are needed to build capacity
- New opportunities reveal themselves everyday
 - Risks are possible... expect the unexpected
 - Stay positive and focus on the project goal

Quyana cakneq!

Thank you very much!

Special Thanks To

Intelligent Energy Systems (IES), AEA Renewable Energy Fund, U.S. DOE Tribal Energy Program, Calista Corporation, Denali Commission, Denali Training Fund, NREL, the Alaska Legislature, Senator Lyman Hoffman and Representative Bob Herron, and the CWG Community Members and Electric Utilities.

This work is possible because of your support.

