

# An Experimental Study of PM Emission Characteristics of Commercial Diesel Engine with Urea-SCR System

Chunhwan Lee, Deokjin Kim, Kwangchul Oh, Chunbeom Lee

Environmental Parts R&D Center, Korea Automotive Technology Institute (KATECH)

## Abstract

### Background

- Diesel engine: excellent fuel economy benefit, "Fun-to-Drive" High Torque
- But, the regulation of emission: PM, NO<sub>x</sub> ← various Aftertreatment system
- NO<sub>x</sub>: Utilization of SCR system using urea solution as a reductant

### Experiment

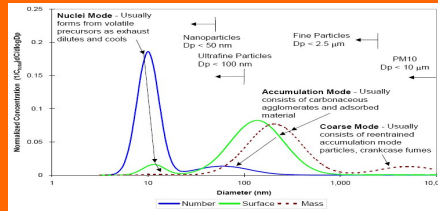
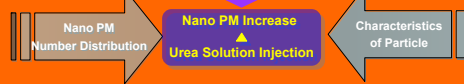
1. the experiment of a diesel engine equipped with Urea SCR system, and its emission characteristic including particle is analyzed and evaluated against its regulation.
2. Measurement of PM: Diluter + Thermodeuder + ELPI under various conditions of engine RPM and load (Particle number distribution of size range from 7nm to 10µm)

### Results:

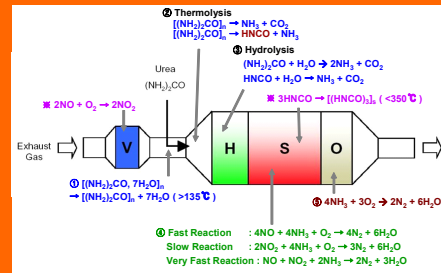
1. The particle number was increased in the proportion of amount of urea injection
2. The increase of Fine particle range (< 2.5µm) was remarkable
3. The effect of thermodeuder and engine exhaust temperature (250°C~450°C) is almost negligible for the change of particle number distribution tendency
4. But Increase of injection pressure (1bar~4bar) of Urea solution :  
 Fine particle (~1µm): Decrease of number of particle While,  
 Ultra Fine particle (< 100nm) and Nano particle (< 50nm) range: Increasing tendency
5. This particles: include new complex matter from urea decomposition process on SCR catalysts and most dry-Urea ← FTIR, TGA/DSC, TEM

Emission Regulations (EURO-IV)  
 1. Advanced FIE & Combustion  
 2. Urea-SCR System

White PM & PM Weight Increase




## Chemistry

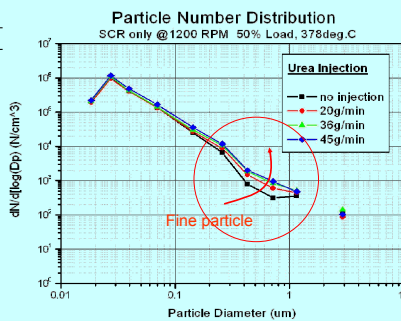


<b>SO<sub>2</sub> Oxidation :</b>	
$2SO_2 + O_2$	$\rightarrow 2SO_3$
<b>Ammonium Nitrate Formation :</b>	
$2NH_3 + 2NO_2 + 2H_2O$	$\rightarrow NH_4NO_3 + NH_4NO_2$
<b>Ammonium Sulfate Formation :</b>	
$NH_3 + SO_3 + H_2O$	$\rightarrow NH_4HSO_4$
$2NH_3 + SO_3 + H_2O$	$\rightarrow (NH_4)_2SO_4$

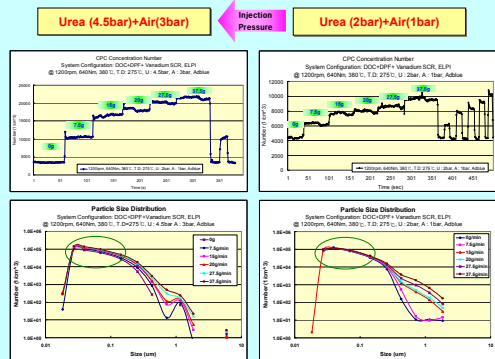
## Experimental Setup



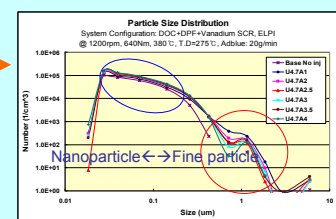
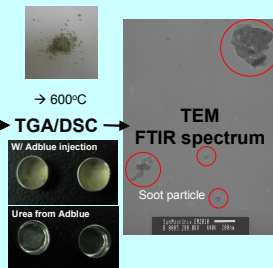


## Particle distribution



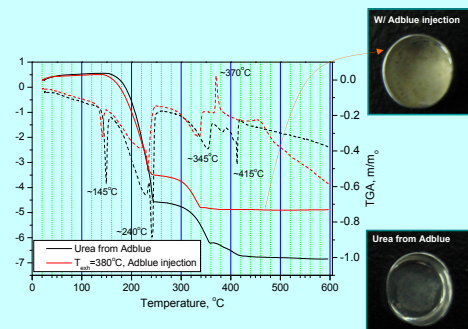
## Effect of Injection Pressure



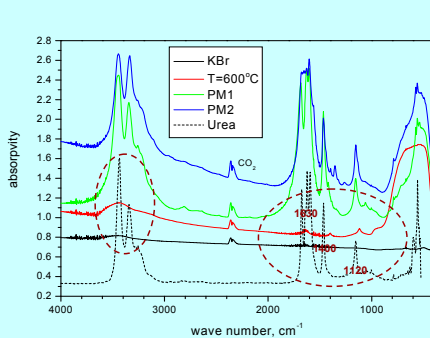
## TEM Photograph



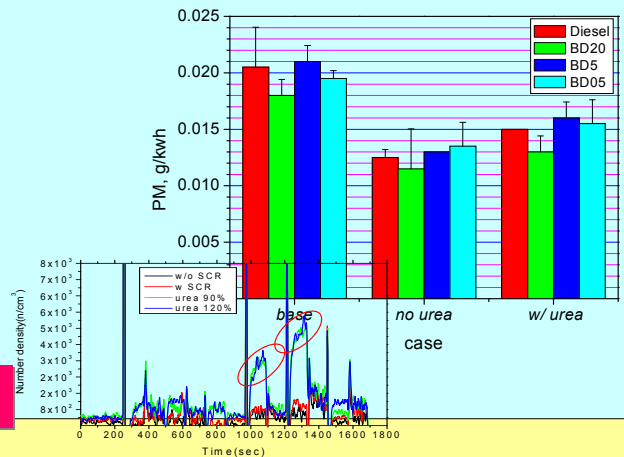
## TGA/DSC



## FTIR spectrum



## PM weight- ESC



## Conclusions

Undesirable particles come from Urea-SCR :

➢ Ammonium Sulfate, Ammonium Nitrate, New polymer Complex (by HNC(O) base), etc

Weight and Number of PM deeply depend on the Urea injection strategy & Urea Injection System Design

Environmental Parts R&D Center

<http://eprc.katech.re.kr>

**KATECH**

Korea Automotive Technology Institute