

Job and Output Benefits of Stationary Fuel Cells (JOBS FC): An Economic Impact Tool Developed for USDOE

Marianne Mintz
Argonne National Lab



RCF ECONOMIC & FINANCIAL CONSULTING, INC.



What is JOBS FC?

- ▶ JOBS FC is a user friendly model that can be used to show the economic benefits of near- to mid-term fuel cell deployment for a variety of fuel cell applications and markets

- ▶ These estimates will enable your organization to quantify the economic advantages of fuel cells and communicate those benefits to community leaders, local policymakers and potential customers

Example Scenarios

ACME Fuel Cell Co.

Wants to build a new facility capable of producing 20,000 fuel cells (5kW) per year

Knowing employment is important to communities and local purchasing will help lower costs, wants to site the facility where local employment will be maximized

Tool tells ACME how many jobs will be created

Green State Economic Development Corp.

Wants to promote high tech industries in Green State

Has already decided to bring in a fuel cell company, but wants to know which “type” will be best for Green State

Tool permits analyst to compare effects of different “types” to determine which is best for Green State

U.S. Department of Energy

Wants to compare alternative clean energy investments

Already supporting R&D and deployment of different types of fuel cells in different markets, but wants to know which are likely to generate the most jobs

Tool permits analyst to compare effects of different fuel cell types on state, regional and national economy

Fuel Cell Applications and Markets

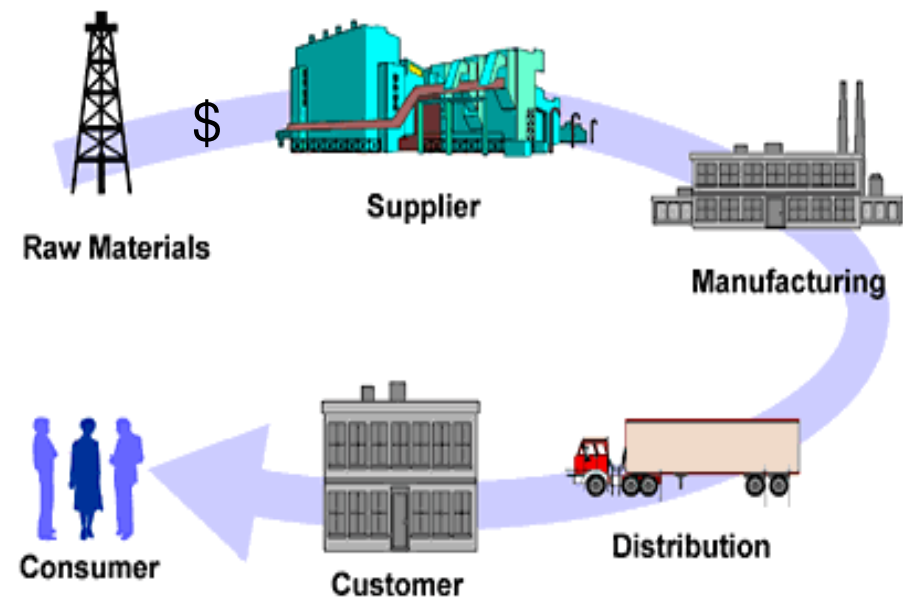
JOB'S FC supports analysis of several applications and markets:

- Materials handling (Class 1, 2 and 3 forklifts)
- Mission critical back-up power
 - Telecommunications towers, and
 - State and local emergency responders
- Distributed prime power and combined heat & power (CHP)
 - Installations at hotels or data centers

How Does JOBS FC Work?

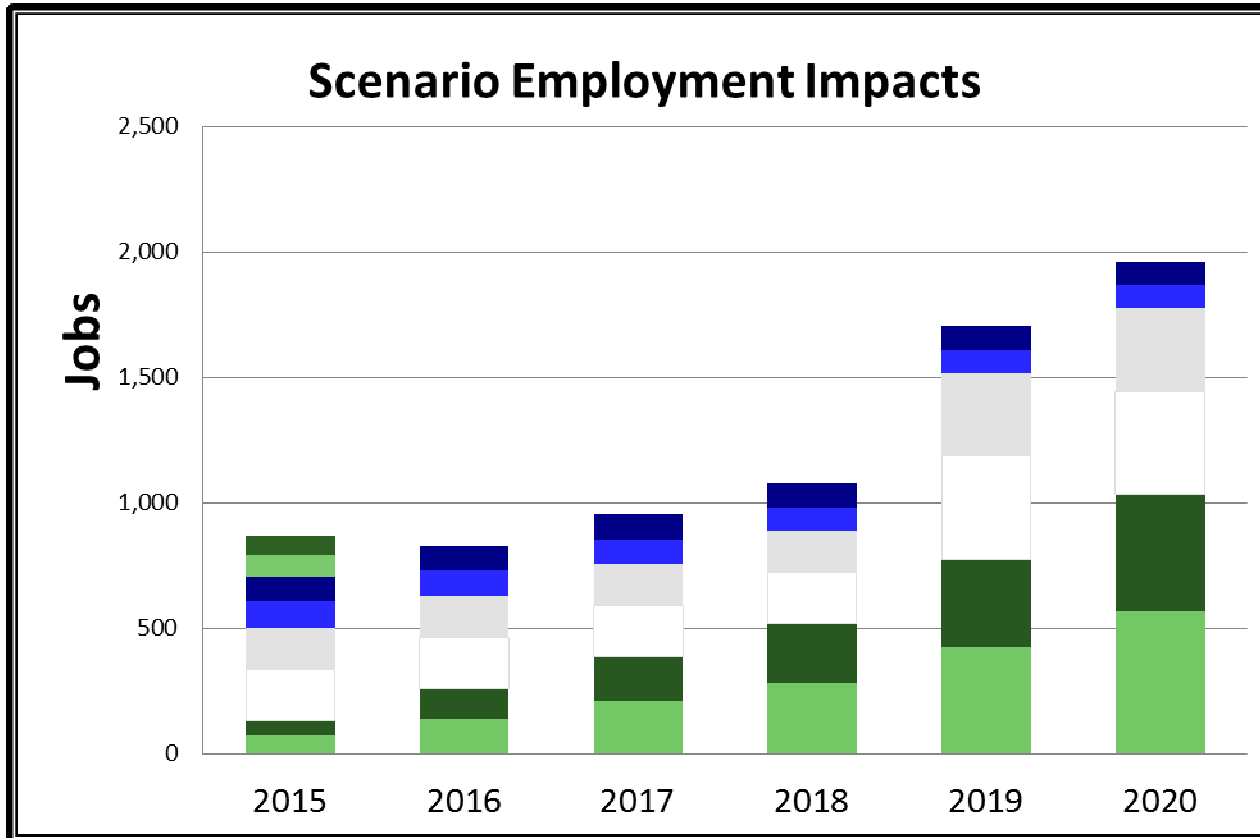
The user specifies assumptions like application, market, fuel cell size, and a target number of fuel cells to be produced, imported and exported.*

The model calculates direct and indirect jobs created, wages and sales resulting from those assumptions



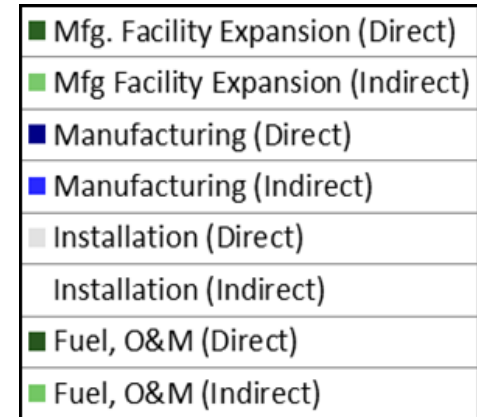
*Advanced options are also available

Example Results



Indirect jobs typically exceed direct jobs

Jobs for fuel cell installation, fueling and O&M exceed FC manufacturing jobs



Questions?

For more information, feel free to contact:

Marianne Mintz at mmintz@anl.gov or

David Jarvis at djarvis@rcfecon.com

We hope to have an initial version available in Oct. and to add more functionality in 2012

Thank You!

