




Install LED Bulbs

Island Grantee Job Aid

Aligns With Standard Work Specification 7.0103.1

Priority List Required:

Light Emitting Diode (LED) lighting replacement of all existing screw-based incandescent, halogen, compact fluorescent lighting, or pin-based fluorescent tube lighting used for a minimum of one hour per day.



If used for a minimum of one hour per day, replace existing screw-based incandescent, halogen, or compact fluorescent or pin-based fluorescent lighting with ENERGY STAR® qualified or equivalent LED lighting.

New LED bulbs must be selected that are appropriate for the location (e.g., ok for damp locations, appliance-specific bulbs, dimmable if necessary) and provide lighting level quality (lumens and color temperature) required for the application. Double check the base or end connection pins to ensure the replacement bulb is a direct fit for the fixture. Ensure any bulbs are rated for no more than the rated wattage of the fixture.

7.0103.1a.

Install LED Bulbs



Bedrooms and living areas will have 10-20 lumens per square foot and color temperatures between 2,200 and 3,000 K.



Bathrooms and kitchens will require 75-80 lumens per square foot and color temperatures between 2,700 and 5,000 K.




Turn off the light fixture and double check there are no safety issues such as frayed wiring or an improperly mounted fixture base. If necessary, use an appropriate ladder to safely reach the bulbs.



If necessary, clean the lens and reflector before installing a new bulb. [7.0103.1b](#).


Install LED Bulbs



6
Turn the light on to ensure it works as intended.



7
Permanently remove the bulbs from the job site and recycle or dispose of in accordance with local and federal law.
[7.0103.1d.](#)



8
Provide the occupant/owner with the user's manual for the system, warranty information, installation instructions, and installer contact information.
[7.0103.1e.](#)



Checklist

Install LED Bulbs

DESIRED OUTCOME

Improved lighting efficacy without performance loss.

- ☐ Verify appropriate bulbs were used for the fixtures (wattage, dimmable, wet environment, lumens, color temperature).
- ☐ Verify number and type of bulbs match client file.

ACKNOWLEDGEMENTS

Developed for the U.S. Department of Energy by Simonson Management Services (SMS) under contract #89243422FEE400259, with input from Weatherization trainers and providers throughout the country and the generous assistance of Catkins Solutions, Guam Energy Office, National Renewable Energy Laboratory, Richard Heath & Associates, and WxTV.

