



# Vent a Clothes Dryer

## Job Aid for Clothes Dryer to the Exterior Badge

Aligns With Standard Work Specifications 6.0202.1, (6.0101.1, 6.0101.2)

### BEFORE



Dryer vents with long runs or excessive bends create a fire hazard and increase dry time.

1



Keep duct run as short and straight as possible to prevent backup of lint.

2

BEST



Smooth metal

BETTER



Flexible metal

NOT ALLOWED



Foil

NOT ALLOWED



Plastic


Duct material is rigid or semi rigid metal.

3



Use correct fasteners (no screws penetrating into duct).

4




Duct terminates to outside, at a downward slope when possible.

5




Termination has backdraft damper and no cage.



Duct in unconditioned space is insulated.



If duct run must exceed 35 feet, install booster fan.



When properly vented, dryers run more efficiently, are safer, and last longer.



## Checklist

# Vent clothes dryer to the exterior

## DESIRED OUTCOME

Dryer air exhausted efficiently and safely without condensing in vent.<sup>1</sup>

- ☐ Duct material is rigid or semi rigid sheet metal venting material.
- ☐ Duct run is as short and straight as practical.
- ☐ Duct run is supported as needed to prevent bending or sagging and support materials do not cause the interior dimensions of the ductwork to be smaller than specified.
- ☐ Dryer is ducted to exterior (this does NOT include unconditioned attics, crawl spaces, and other areas that are ventilated to the outdoors).
- ☐ Duct connections are sealed as follows:
  - ☐ UL listed foil type duct or semi rigid to rigid sheet metal is fastened with clamp.
  - ☐ Other specialized duct fittings are fastened in accordance with manufacturer specifications.
  - ☐ In addition to mechanical fasteners, duct connections are sealed with UL 181B or 181B-M listed material.
- ☐ Duct connectors or other fasteners will not obstruct exhaust flow.
- ☐ Where they run through unconditioned space, ducts are insulated (as required by the authority having jurisdiction).
- ☐ Termination fitting is appropriate for dryer and includes a backdraft damper.
- ☐ Termination fitting DOES NOT include grille/cage/screen (International Residential Code 1502.3).

1. Relevant Standards: 6.0202.1, 6.0101.1, 6.0101.2

