

Newsroom ▾

Research ▾

About ▾

Explore    



Subscribe   Language

Analysis

LNG

United States

Asia

Gas exports cost U.S. consumers more than \$100 billion over 16-month period

January 29, 2024

Clark Williams-Derry



We use cookies on this site to enhance your user experience

By clicking the Accept button, you agree to us doing so. [More info](#)

ACCEPT

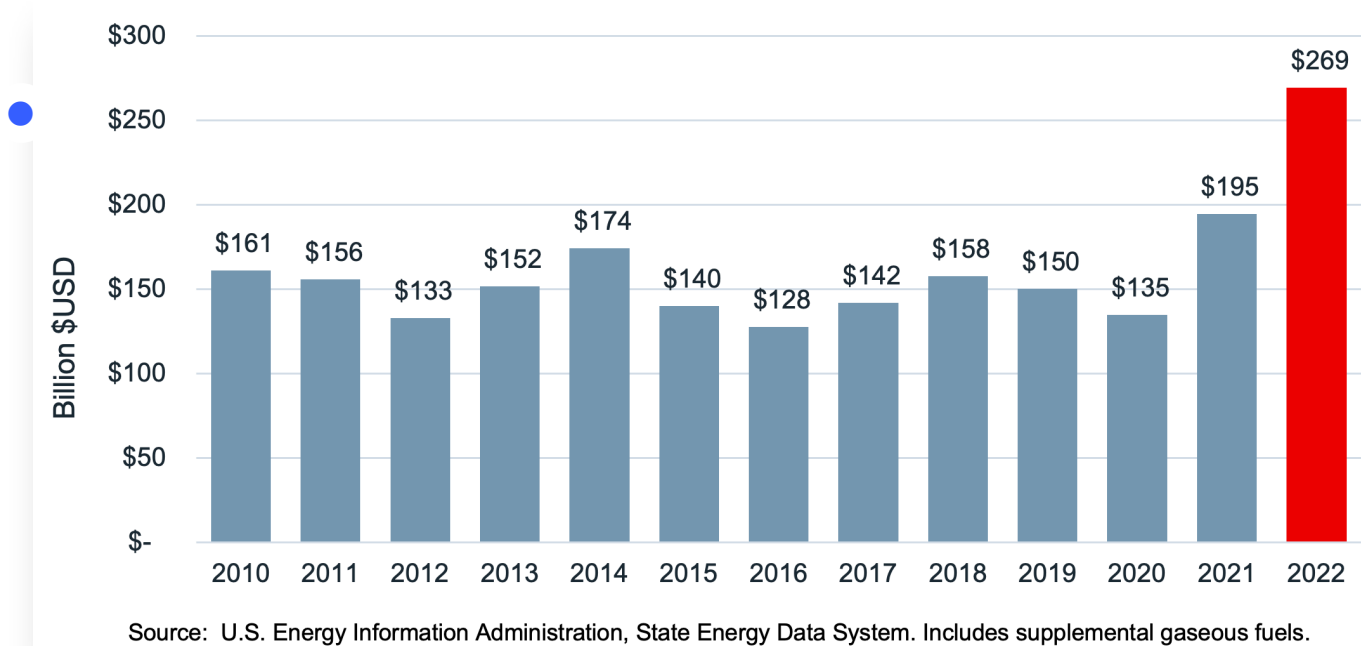
No, thanks

[Newsroom](#) ▾[Research](#) ▾[About](#) ▾[Explore](#) [Subscribe](#) [Language](#)

The gas price contagion quickly spread to American shores. U.S. LNG exporters bought all the gas they could handle, hoping to reap big profits by selling U.S. gas to overheated global markets. Surging exports, in turn, shortchanged U.S. supplies; domestic [gas stockpiles](#) fell to multi-year lows, and [wholesale gas prices](#) rocketed to their highest levels in more than a decade.

Those price spikes were largely passed on to U.S. consumers. According to the Energy Information Administration, [total U.S. spending on natural gas](#) soared to \$269 billion in 2022, up from \$150 billion in 2019, the last “normal” year before COVID-19 and Russia roiled U.S. gas markets.

US Spending on Natural Gas



It's impossible to know exactly how much U.S. consumers would have spent if Russia

We use cookies on this site to enhance your user experience
By clicking the Accept button, you agree to us doing so.

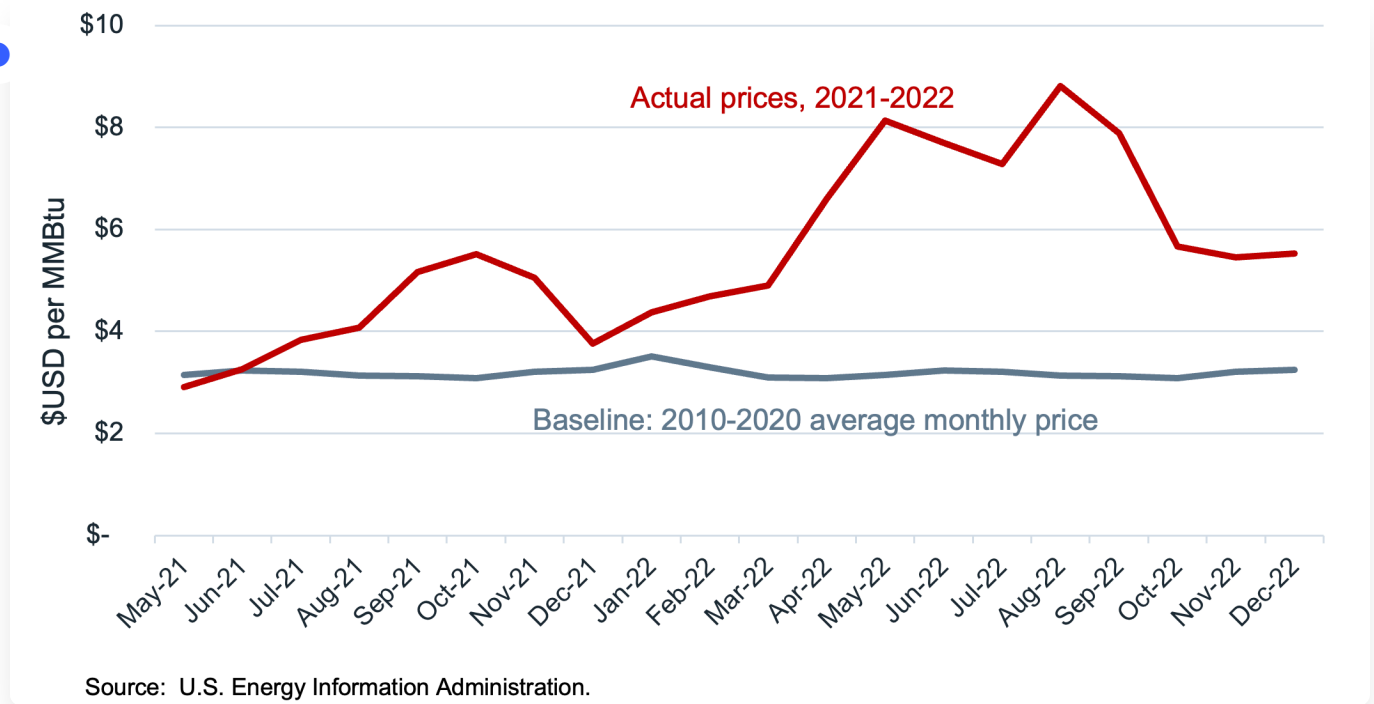
[Newsroom](#) ▾[Research](#) ▾[About](#) ▾[Explore](#) [Subscribe](#) [Language](#)

both domestic consumption and exports, demand for U.S. gas went up about 2 Bcf/d faster than production.

With demand outpacing supply, prices soared. But if exports had grown more slowly, the U.S. gas market would have been in better balance, and prices would have been closer to—or perhaps less than—their long-term average.

In the years before Russia upended the U.S. gas market, the average monthly wholesale price for gas hovered at just over \$3 per million metric British thermal units (MMBtu). From September 2021 through December 2022—the years of Russian-induced gas market chaos—prices nearly doubled their long-term average.

Average Monthly Henry Hub Prices



We use cookies on this site to enhance your user experience
By clicking the Accept button, you agree to us doing so.

Newsroom ▾

Research ▾

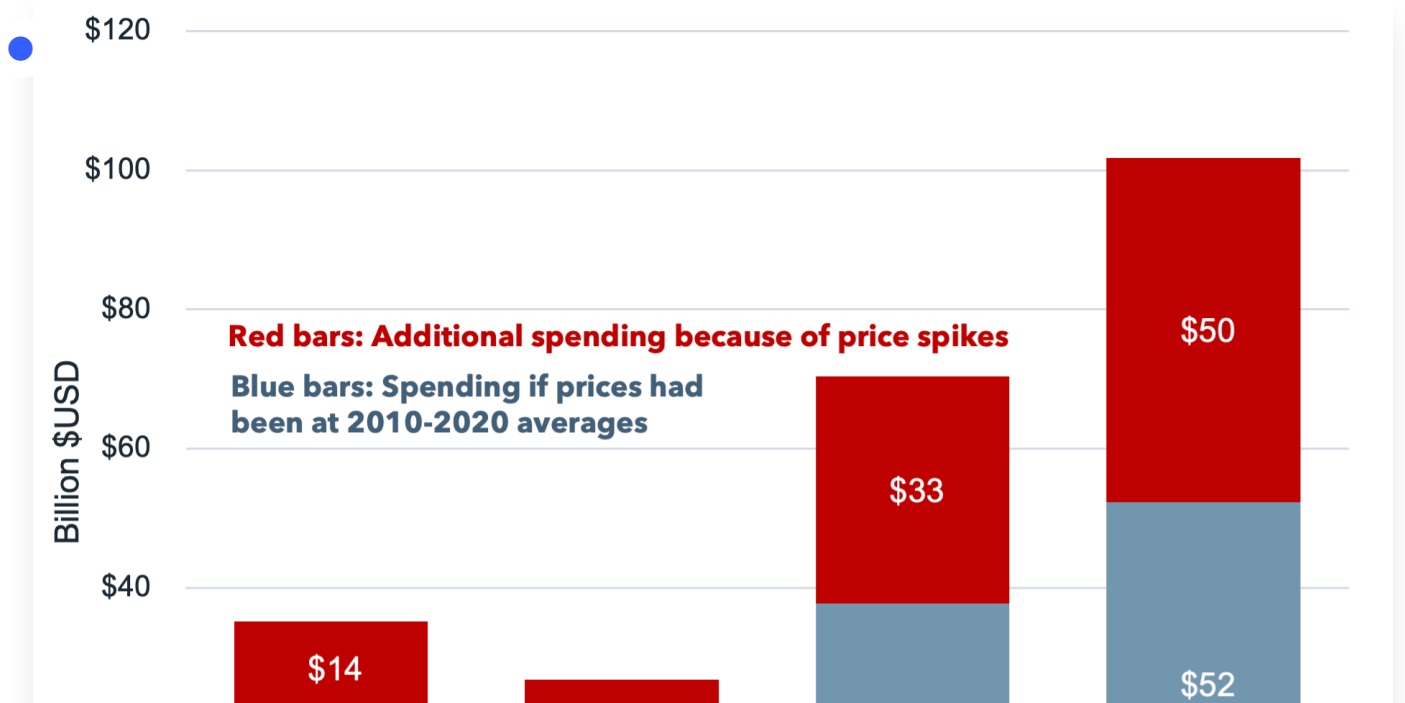
About ▾

Explore Subscribe  language

If domestic gas prices had remained at their long-term average, U.S. consumers would have spent roughly \$111 billion less on wholesale natural gas purchases from September 2021 through December 2022. Or, said differently, the Russia-induced price spikes cost U.S. households and gas buyers \$111 billion, but led to a \$111 billion windfall for the gas industry.

The transfer of wealth from gas consumers to gas producers varied by sector. All told, homeowners and renters paid gas companies an additional \$14 billion during the market havoc. Office buildings and other commercial users spent an additional \$11 billion. U.S. industrial gas users transferred about \$33 billion to oil and gas companies. And electric utilities paid a whopping \$50 billion more for their fuel.

U.S. Spending on Natural Gas by Sector, September 2021-December 2022



We use cookies on this site to enhance your user experience
 By clicking the Accept button, you agree to us doing so.

Newsroom ▾

Research ▾

About ▾

Explore Subscribe  language

overseas buyers will once again ramp up their demand for LNG and compete directly with U.S. consumers for a limited supply of U.S. gas. The more export capacity we have, the more likely it is that a gas supply disruption anywhere in the world will trigger a price spike here at home. It's a twist on the old adage: When the world sneezes, the U.S. will catch cold.

Report



Calcasieu Pass LNG: Unreliable operations result in excessive pollution and profits

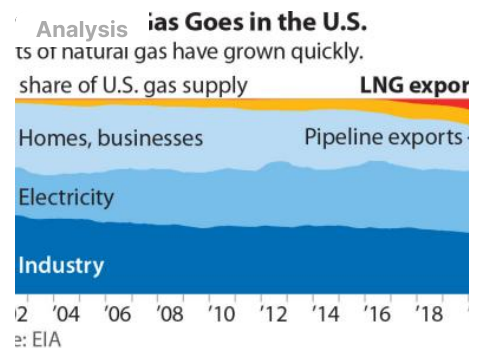
October 25, 2023
Trey Cowan

Analysis



LNG exports may spell trouble on horizon for U.S. consumers

April 24, 2023
Clark Williams-Derry



IEEFA U.S.: Booming U.S. natural gas exports fuel high prices

November 04, 2021
Clark Williams-Derry

We use cookies on this site to enhance your user experience
By clicking the Accept button, you agree to us doing so.

[Newsroom](#) ▾[Research](#) ▾[About](#) ▾[Explore](#)  [Subscribe](#)  [Language](#)

Clark Williams-Derry

Clark Williams-Derry is an Energy Finance Analyst focused on the finances of North America's oil, gas, and coal industries.

[Go to Profile](#)



We use cookies on this site to enhance your user experience
By clicking the Accept button, you agree to us doing so.

Newsroom ▾

Research ▾

About ▾

Explore



Subscribe



Italy's excessive gas-fired power reliance slows renewables buildout

April 29, 2024
Jonathan Bruegel,
Ana Maria Jaller-
Makarewicz



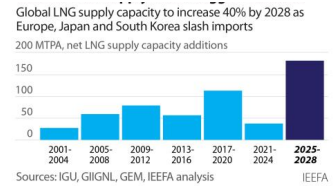
South Korea needs to address its vicious cycle of power trilemma

April 29, 2024
Michelle (Chaewon)
Kim



BHP: As the steel technology transition accelerates, met coal's biggest exporter wants to get even bigger

April 29, 2024
Simon Nicholas



Global LNG Outlook 2024-2028



April 25, 2024
Shafiqul Alam,
Christopher Doleman,
Haneea Isaad...

Join our newsletter

We use cookies on this site to enhance your user experience
By clicking the Accept button, you agree to us doing so.

Newsroom ▾

Research ▾

About ▾

Explore  



Subscribe   Language

All News

Press Releases

IEEFA in the Media

Media Inquiries

All Research

Reports

Analysis

Explore

What We Do

Who We Are

Conference

Employment

Contact Us

Subscribe

INSTITUTE FOR
ENERGY
ECONOMICS AND
FINANCIAL
ANALYSIS

14900 Detroit
Avenue Suite 206
Lakewood, OH
44107

T: 216-712-6612
E: staff@ieefa.org



© 2024 Institute for
Energy Economics
& Financial
Analysis.

[Privacy policy](#) [Data
& T&C's](#)
[Site by 89up](#)

We use cookies on this site to enhance your user experience
By clicking the Accept button, you agree to us doing so.