
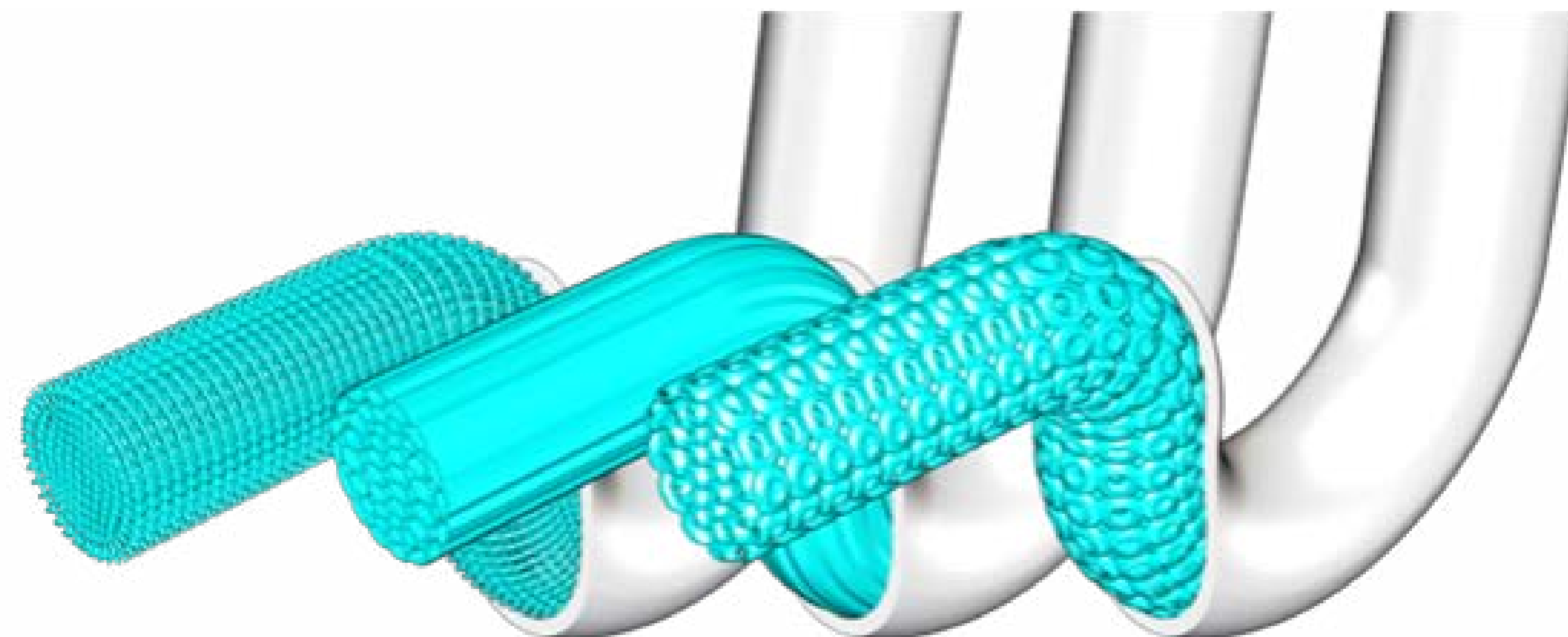
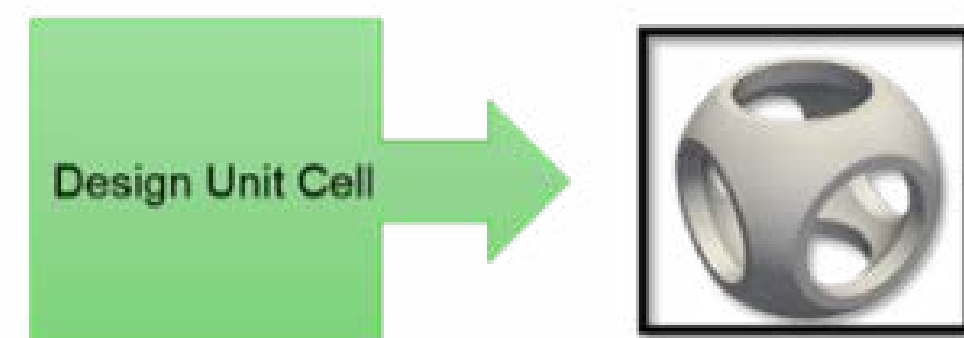
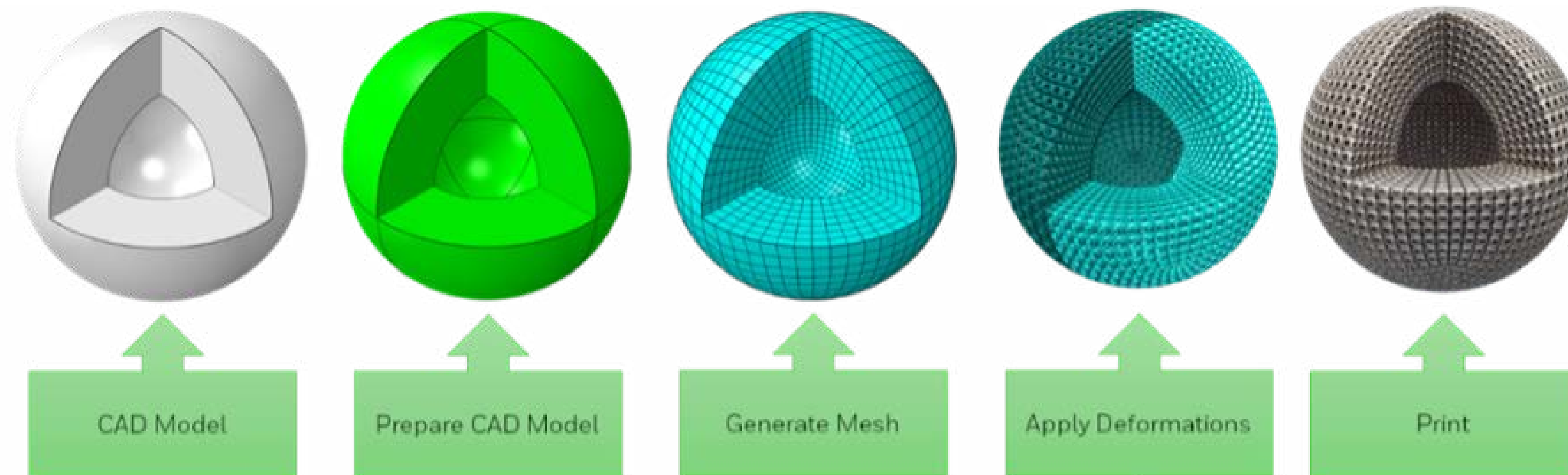


GEOSX Simulator



| January 2024 | | | | | | |
|-------------------------------------|----|----|----|----|----|----|
| S | M | T | W | T | F | S |
| | 1 | 2 | 3 | 4 | 5 | 6 |
| 7 | 8 | 9 | 10 | 11 | 12 | 13 |
| 14 | 15 | 16 | 17 | 18 | 19 | 20 |
| 21 | 22 | 23 | 24 | 25 | 26 | 27 |
| 28 | 29 | 30 | 31 | | | |
| Chief Science and Technology Office | | | | | | |

Geometry Compliant Lattice Structures

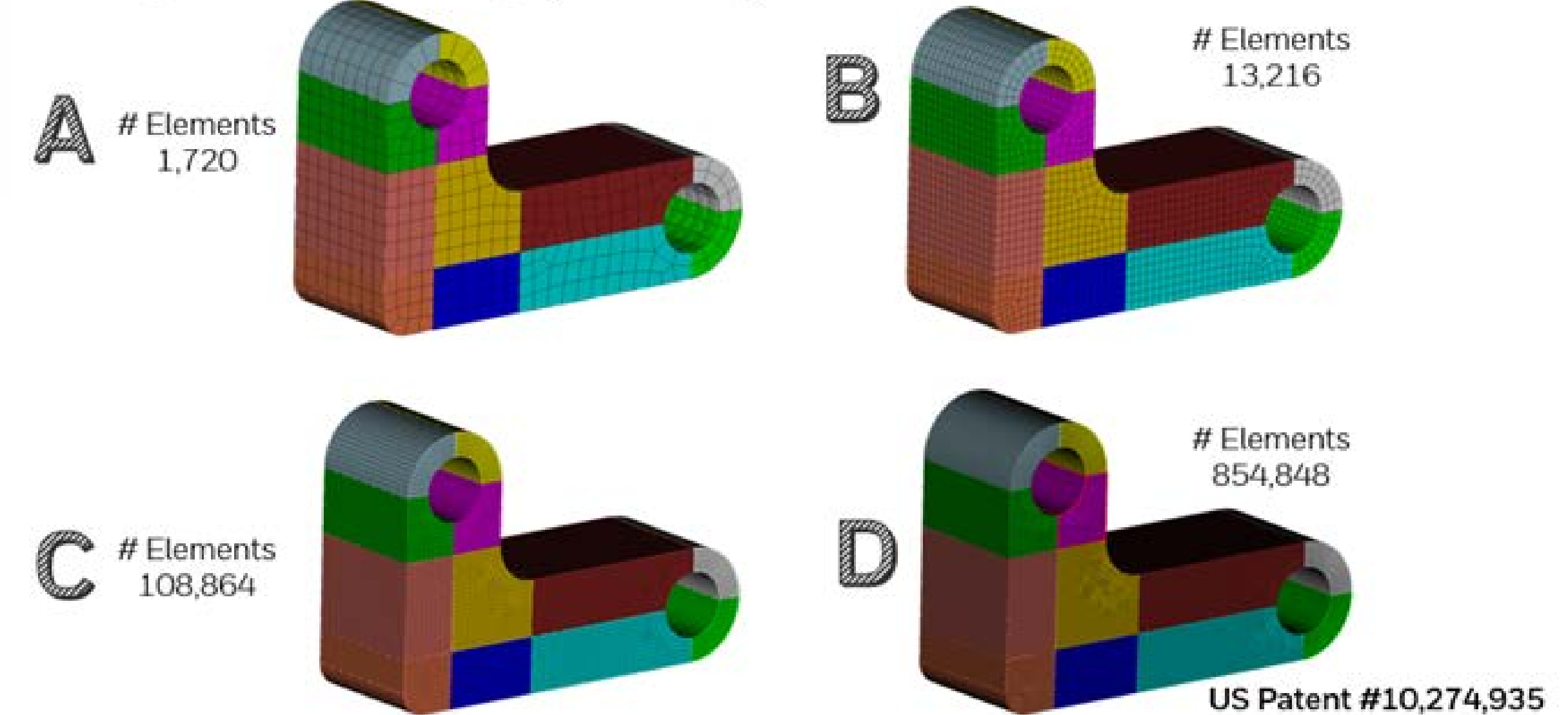


February 2024


| S | M | T | W | T | F | S |
|----|----|----|----|----|----|----|
| | | | | 1 | 2 | 3 |
| 4 | 5 | 6 | 7 | 8 | 9 | 10 |
| 11 | 12 | 13 | 14 | 15 | 16 | 17 |
| 18 | 19 | 20 | 21 | 22 | 23 | 24 |
| 25 | 26 | 27 | 28 | 29 | | |

Chief Science and Technology Office

MESH DENSITIES (HEX27)





X-Ray Toolkit for Emergency Responders



| March 2024 | | | | | | |
|-------------------------------------|----|----|----|----|----|----|
| S | M | T | W | T | F | S |
| | | | | | 1 | 2 |
| 3 | 4 | 5 | 6 | 7 | 8 | 9 |
| 10 | 11 | 12 | 13 | 14 | 15 | 16 |
| 17 | 18 | 19 | 20 | 21 | 22 | 23 |
| 24 31 | 25 | 26 | 27 | 28 | 29 | 30 |
| Chief Science and Technology Office | | | | | | |

Additive Manufacturing of Hardened Tooling



April 2024

| S | M | T | W | T | F | S |
|----|----|----|----|----|----|----|
| | 1 | 2 | 3 | 4 | 5 | 6 |
| 7 | 8 | 9 | 10 | 11 | 12 | 13 |
| 14 | 15 | 16 | 17 | 18 | 19 | 20 |
| 21 | 22 | 23 | 24 | 25 | 26 | 27 |
| 28 | 29 | 30 | | | | |

Chief Science and Technology Office



WMS

National Nuclear Security Administration

Polymer Production Enclave Fully Operational



May 2024

| S | M | T | W | T | F | S |
|----|----|----|----|----|----|----|
| | | | 1 | 2 | 3 | 4 |
| 5 | 6 | 7 | 8 | 9 | 10 | 11 |
| 12 | 13 | 14 | 15 | 16 | 17 | 18 |
| 19 | 20 | 21 | 22 | 23 | 24 | 25 |
| 26 | 27 | 28 | 29 | 30 | 31 | |

Chief Science and Technology Office



Colorimetric Beryllium Detection Method and Kit

| June 2024 | | | | | | |
|-------------------------------------|----|----|----|----|----|----|
| S | M | T | W | T | F | S |
| | | | | | | 1 |
| 2 | 3 | 4 | 5 | 6 | 7 | 8 |
| 9 | 10 | 11 | 12 | 13 | 14 | 15 |
| 16 | 17 | 18 | 19 | 20 | 21 | 22 |
| 23 30 | 24 | 25 | 26 | 27 | 28 | 29 |
| Chief Science and Technology Office | | | | | | |


NACHOS




July 2024

| S | M | T | W | T | F | S |
|----|----|----|----|----|----|----|
| | 1 | 2 | 3 | 4 | 5 | 6 |
| 7 | 8 | 9 | 10 | 11 | 12 | 13 |
| 14 | 15 | 16 | 17 | 18 | 19 | 20 |
| 21 | 22 | 23 | 24 | 25 | 26 | 27 |
| 28 | 29 | 30 | 31 | | | |

Chief Science and Technology Office



Blue Shift Optics



August 2024

| S | M | T | W | T | F | S |
|----|----|----|----|----|----|----|
| | | | | 1 | 2 | 3 |
| 4 | 5 | 6 | 7 | 8 | 9 | 10 |
| 11 | 12 | 13 | 14 | 15 | 16 | 17 |
| 18 | 19 | 20 | 21 | 22 | 23 | 24 |
| 25 | 26 | 27 | 28 | 29 | 30 | 31 |

Chief Science and Technology Office

Li-Fi

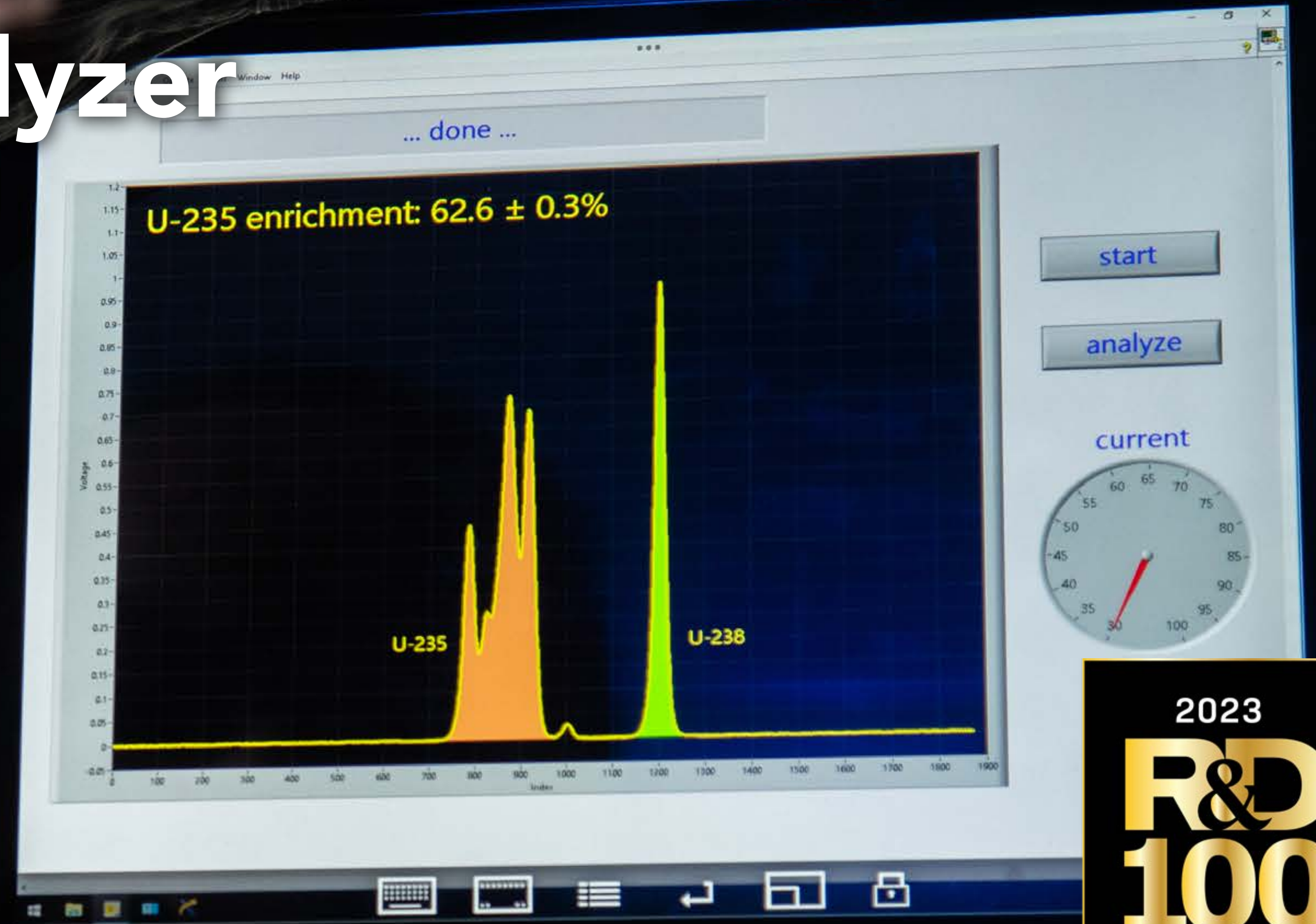


September 2024

| S | M | T | W | T | F | S |
|----|----|----|----|----|----|----|
| 1 | 2 | 3 | 4 | 5 | 6 | 7 |
| 8 | 9 | 10 | 11 | 12 | 13 | 14 |
| 15 | 16 | 17 | 18 | 19 | 20 | 21 |
| 22 | 23 | 24 | 25 | 26 | 27 | 28 |
| 29 | 30 | | | | | |

Chief Science and Technology Office

Fieldable Atomic Beam Isotopic Analyzer (FABIA)



| October 2024 | | | | | | |
|--------------|----|----|----|----|----|----|
| S | M | T | W | T | F | S |
| | | 1 | 2 | 3 | 4 | 5 |
| 6 | 7 | 8 | 9 | 10 | 11 | 12 |
| 13 | 14 | 15 | 16 | 17 | 18 | 19 |
| 20 | 21 | 22 | 23 | 24 | 25 | 26 |
| 27 | 28 | 29 | 30 | 31 | | |

Chief Science and Technology Office



Small sensor 'smells' incipient seizures

| November 2024 | | | | | | |
|-------------------------------------|----|----|----|----|----|----|
| S | M | T | W | T | F | S |
| | | | | | 1 | 2 |
| 3 | 4 | 5 | 6 | 7 | 8 | 9 |
| 10 | 11 | 12 | 13 | 14 | 15 | 16 |
| 17 | 18 | 19 | 20 | 21 | 22 | 23 |
| 24 | 25 | 26 | 27 | 28 | 29 | 30 |
| Chief Science and Technology Office | | | | | | |

NNSS-Developed Methane Turbulence Detection: Plumarea's Evolution

| December 2024 | | | | | | |
|---------------|----|----|----|----|----|----|
| S | M | T | W | T | F | S |
| 1 | 2 | 3 | 4 | 5 | 6 | 7 |
| 8 | 9 | 10 | 11 | 12 | 13 | 14 |
| 15 | 16 | 17 | 18 | 19 | 20 | 21 |
| 22 | 23 | 24 | 25 | 26 | 27 | 28 |
| 29 | 30 | 31 | | | | |

Chief Science and Technology Office

The composite image illustrates the methane detection system. On the left is a schematic diagram showing an 'External Power Supply Or solar battery' connected via a USB-C port to a Raspberry Pi 4. The Raspberry Pi 4 is connected to a 'WiFi Router' and an 'IR Sensor'. The diagram also shows a 'Power In' and 'Power Out' indicator. In the center is a 'Raw Image' showing a dark scene with a light source. On the right is a 'Detected gas' image showing the same scene with red highlights indicating detected gas.