



Prepare Attic Floor for Insulation


Job Aid for Prep Attic Floor for Insulation Badge


Aligns with Standard Work Specifications 4.0103.1, 4.0103.2, 4.0103.3, 4.0103.4, 4.0103.5, 4.0103.6, and 4.0103.8

BEFORE YOU BEGIN

- ▶ Check for live knob and tube wiring; dam off when possible, or replace with modern wiring.

- ▶ Cover junction boxes and attach flag for visibility.






1 Remove stored materials.



2 Route exhaust fan ducts to outside, insulate the ducting to R-8.



3 Ensure air sealing work is complete prior to adding insulation.



4 Install baffles, if needed. Ensure 1–2 inches of space between the baffle and roof decking for airflow.



5 Insulation depth rulers installed, 1 per 300 square feet.



6 Dams are built around heat sources and air sealing is completed using approved materials (e.g., metal flashing, high-temperature rated sealants, etc.). The damming should be higher than the finished depth of any new insulation. Note that the clearance distance from damming to insulation can vary; follow guidance from the authority having jurisdiction.



Checklist

Prep attic floor for insulation

DESIRED OUTCOME

Provide adequate access to the workspace, indicate location of electrical boxes for future servicing, prevent electrical hazards, maintain existing attic ventilation, and generally provide the groundwork for installation of a consistent thermal boundary between conditioned and unconditioned space.¹

- Remove stored or miscellaneous materials that would prevent insulation from being installed level and in contact with the attic floor.
- Duct ventilation fans to the outside.
- Cover all wiring junction boxes and flag to be visible above final insulation levels.
- Seal holes between the attic and the outside.
- Install soffit vent baffles at all vented soffits.
 - Soffit vent baffles are installed to the exterior side of the top plate to allow for the highest possible R-value.
 - Soffit vent baffles maintain a minimum 1" clearance between roof deck and baffle.
- Remove drywall or subfloor as required to access cavities.
- Install insulation rulers at a minimum rate of minimum of 1 per 300 square feet of the work area.
- Install dams around attic access, mechanical equipment, and flues/chimneys.

1. Relevant Standards: 4.0103.1, 4.0103.2, 4.0103.3, 4.0103.4, 4.0103.5, 4.0103.6, and 4.0103.8.

