




**ELECTRICITY
ADVISORY
COMMITTEE**

Hurricane Resiliency Lessons Learned,
Dave Herlong




Hurricane Ian was one of the most powerful storms to ever make landfall in Florida

Hurricane Ian	
Storm Strength	Category 4
Wind Speed	150 mph
Landfall	Sept. 28, 2022 Lee County
FPL customers affected	~2.1 million

Hurricane Ian ravaged Florida's west coast



Hurricane Ian tore through the middle of the state



DeSoto County

FPL Hurricane Ian Response

CHANGING THE CURRENT.  FPL

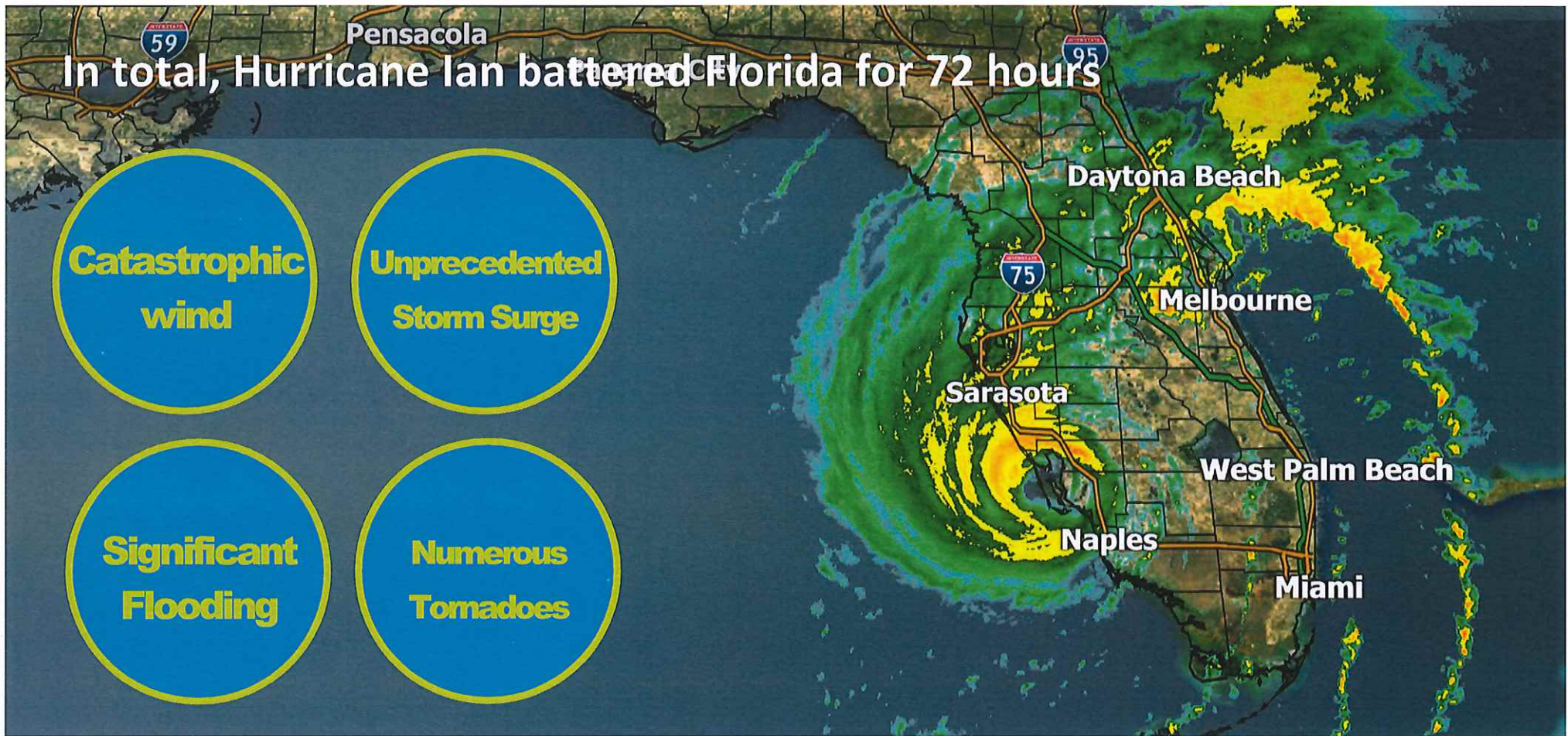
Hurricane Ian slammed Florida's east coast



Volusia County

FPL Hurricane Ian Response

CHANGING THE CURRENT.  FPL



In total, Hurricane Ian battered Florida for 72 hours

**Catastrophic
wind**

**Unprecedented
Storm Surge**

**Significant
Flooding**

**Numerous
Tornadoes**



FPL mobilized a massive restoration workforce

~21,000
men and
women

38
sites
to stage, process and
park resources

FPL Hurricane Ian Response

CHANGING THE CURRENT.  FPL

A massive workforce required a massive logistics plan



470,000
meals served

2.1 million
pounds of ice

2.7 million
bottles of water

2.2 million
gallons of fuel

FPL worked around the clock to restore service



2.1 million
customers
affected

FPL Hurricane Ian Response

CHANGING THE CURRENT.  FPL

Our workforce encountered difficult conditions



Charlotte County




Charlotte County



Collier County



Lee County



Volusia County

Drones enabled FPL to quickly put eyes on damage and send the right crews and right equipment to the right place

1,900
drone flights

FPL Air One
first storm
response

FPL Hurricane Ian Response

CHANGING THE CURRENT.  FPL

FPL's power plants stood strong against Hurricane Ian

38
solar energy
centers in Ian's
path

~0.3%
solar panels
impacted

FPL Manatee Solar Energy Center

FPL's underground neighborhood lines performed better than overhead neighborhood lines

STORM SECURE
FPL
UNDERGROUND PROGRAM
ENHANCING YOUR ELECTRIC SERVICE
FPL.com/SSUP

5X better
in Southwest
Florida



FPL Hurricane Ian Response



FPL's smart grid helped avoid outages and restore service during the storm, even before it was safe to dispatch crews

400,000+
outages avoided
due to smart grid
technology

FPL's storm-hardened infrastructure stood strong against Ian

Zero
transmission
structures lost

Lee County

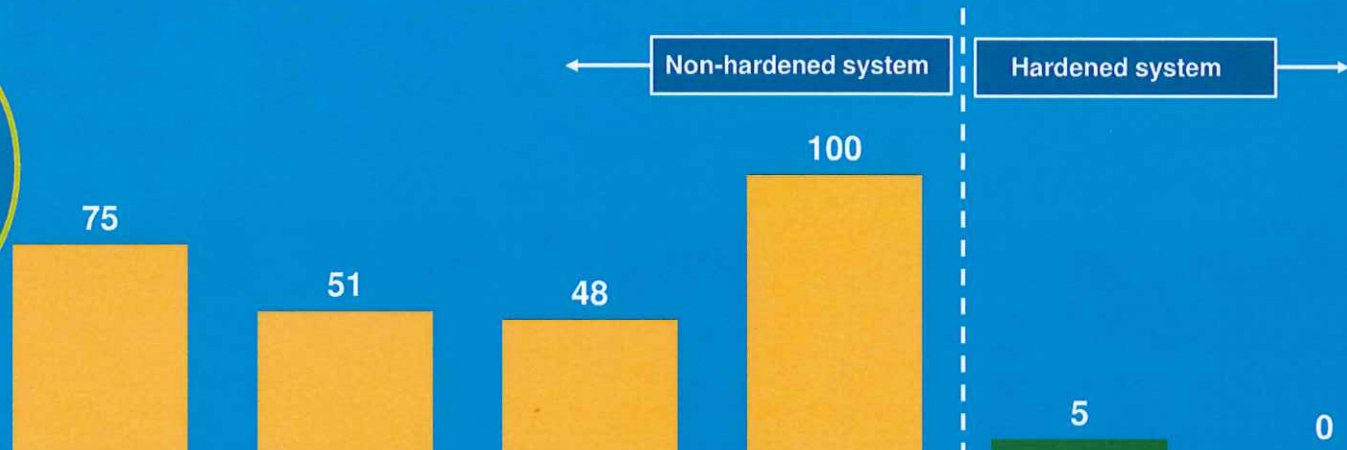
FPL Hurricane Ian Response

CHANGING THE CURRENT.  FPL

Hardening investments measurably improve system resiliency, which speeds restoration after hurricanes

FPL Transmission Structures Lost

Zero
Transmission Structures Lost during Hurricane Ian

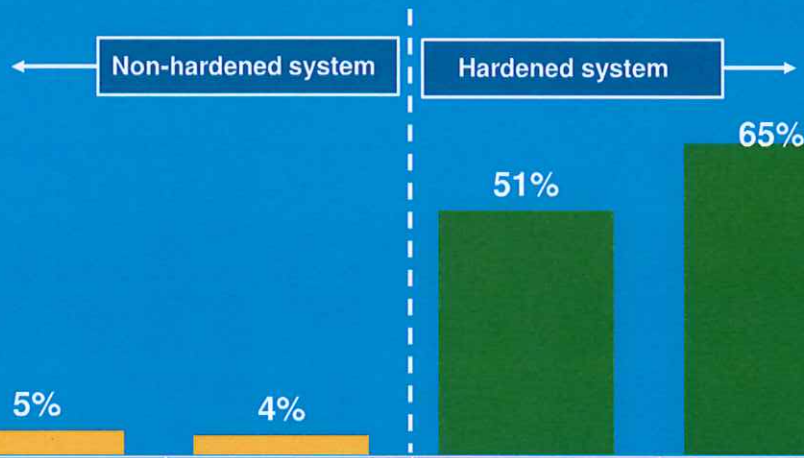


	Charley		Frances		Jeanne		Wilma		Irma		Ian	
Storm Info	2004	CAT 4	2004	CAT 2	2004	CAT 3	2005	CAT 3	2017	CAT 3	2022	CAT 4
Transmission Structures Lost	75		51		48		100		5		0	

Hardening investments measurably improve system resiliency, which speeds restoration after hurricanes

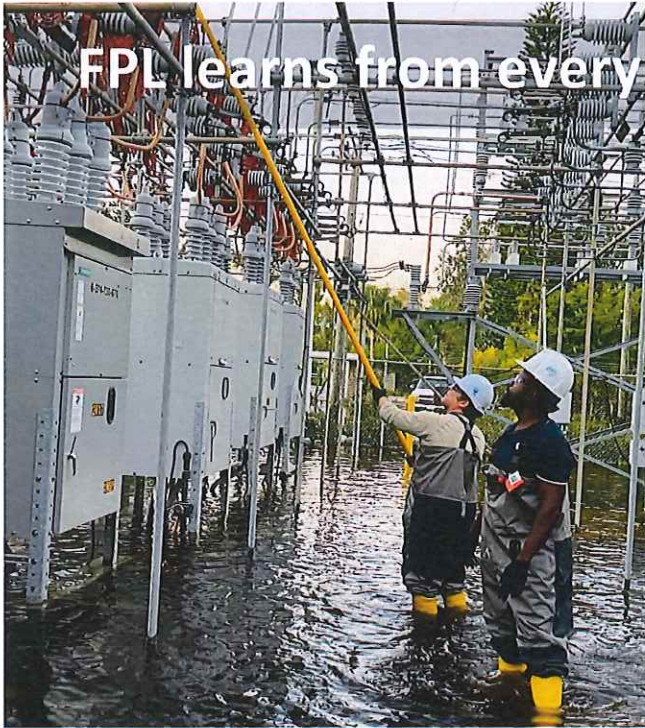
FPL Customers Restored After First Full Day of Restoration

2/3
customers restored
after one full day of
Hurricane Ian
restoration



	Charley		Frances		Jeanne		Wilma		Irma		Ian	
Storm Info	2004	CAT 4	2004	CAT 2	2004	CAT 3	2005	CAT 3	2017	CAT 3	2022	CAT 4
% Restored After Day One	14%		13%		5%		4%		51%		65%	

FPL learns from every storm, including Hurricane Ian



Substation Flood Monitors
Mitigate Significant Damage

Storm Resiliency Investments
Speed Restoration Times

Pre-storm Equipment Inventory
Prevents Restoration Delays

FPL's rapid response to Hurricane Ian did not and could not happen alone

Proud to be
part of
**Team
Florida**



FPL Hurricane Ian Response

CHANGING THE CURRENT.  FPL



Questions
