

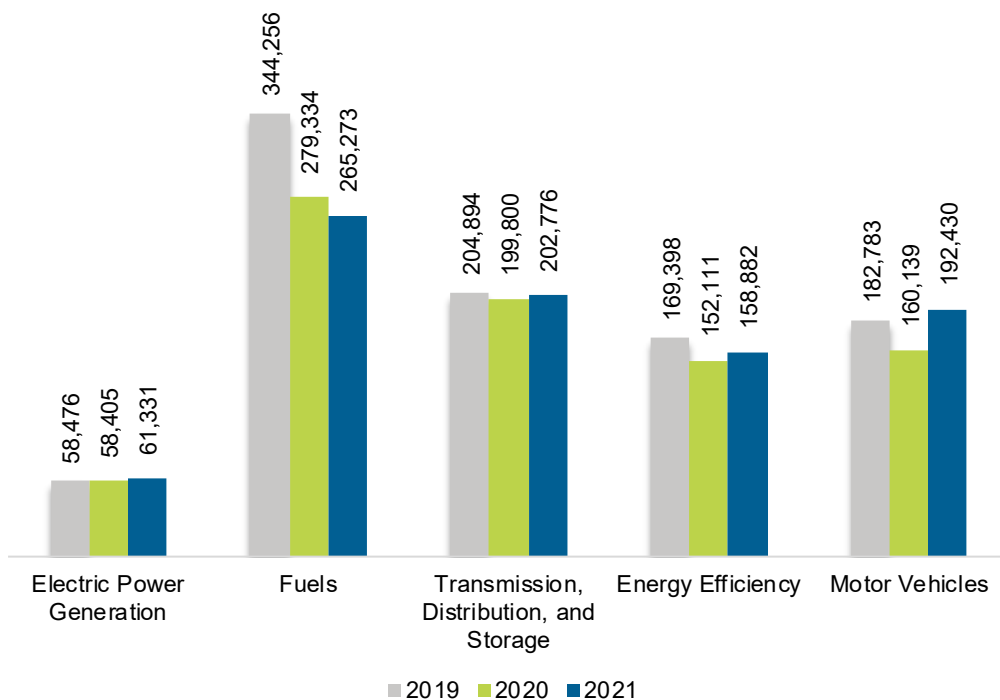
# Texas

## ENERGY AND EMPLOYMENT — 2022

### Overview

Texas had 880,692 energy workers statewide in 2021, representing 11.3% of all U.S. energy jobs. Of these energy jobs, 61,331 are in electric power generation; 265,273 in fuels; 202,776 in transmission, distribution, and storage; 158,882 in energy efficiency; and 192,430 in motor vehicles. From 2020 to 2021, energy jobs in the state increased by 30,903 jobs, or 3.6%. The energy sector in Texas represents 7% of total state employment.

**Figure TX-1.**  
**Employment by Major Energy Technology Application**

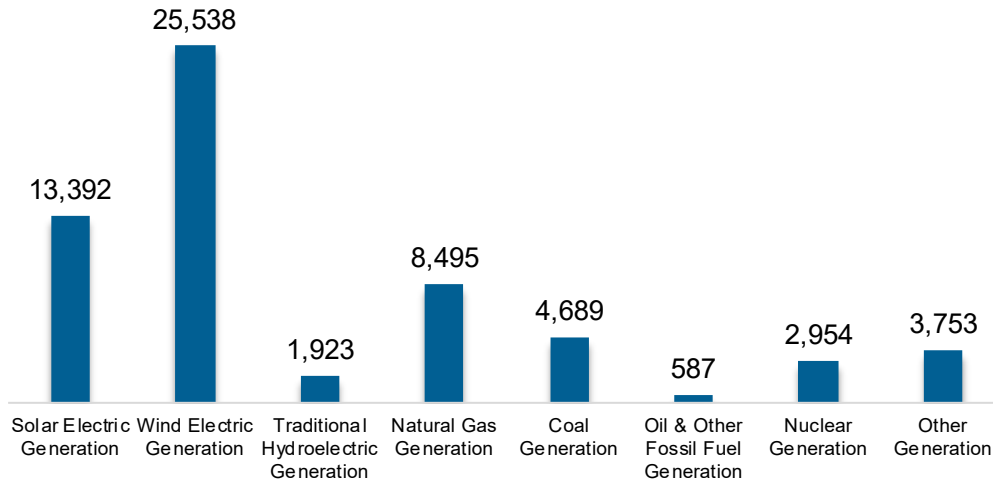


## Breakdown by Technology Applications

### Electric Power Generation

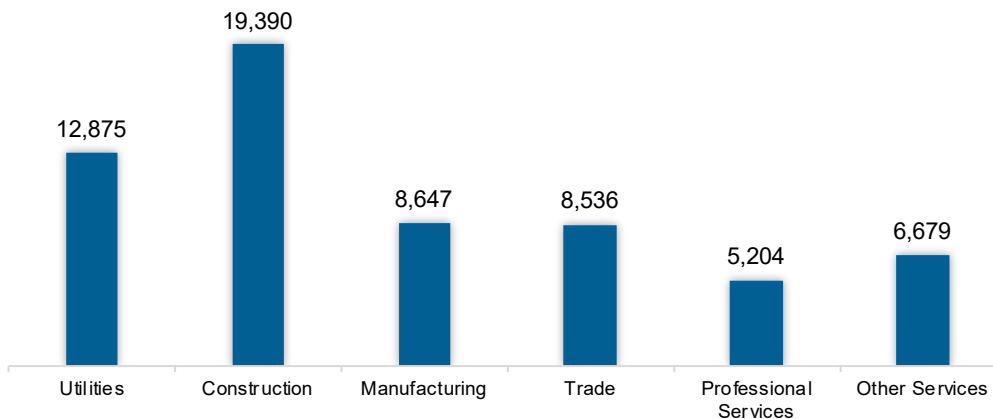
The electric power generation sector employed 61,331 workers in Texas, 7.2% of the national electricity total, and added 2,926 jobs over the past year (5%).

**Figure TX-2.**  
**Electric Power Generation Employment by Detailed Technology Application**



Construction work represents the largest industry sector in the electric power generation sector, with 31.6% of jobs. Utilities is second largest with 21%.

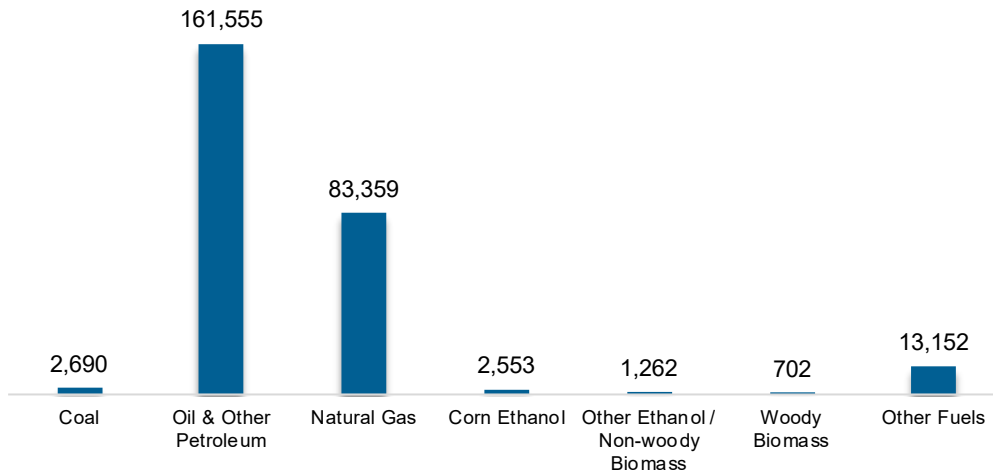
**Figure TX-3.**  
**Electric Power Generation Employment by Industry Sector**



**Fuels**

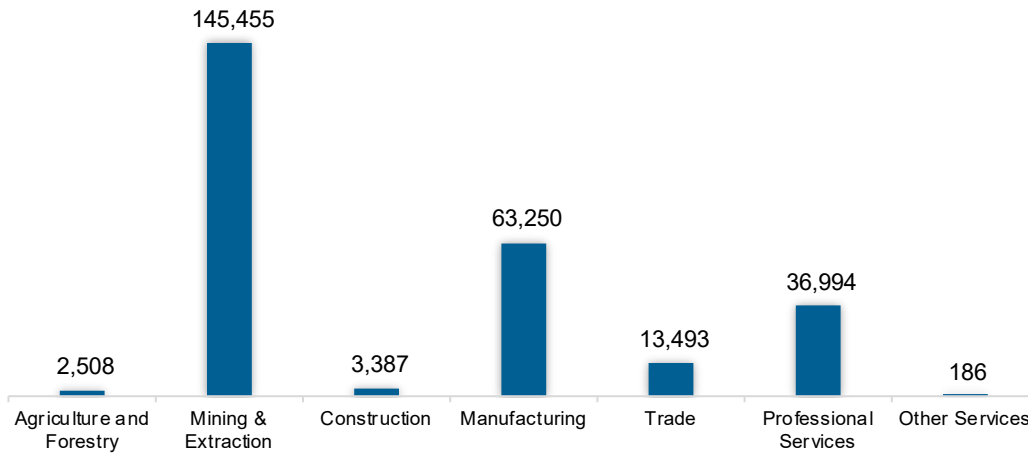
The fuel sector employed 265,273 workers in Texas, 29.2% of the national total in fuels. The sector lost 14,061 jobs and decreased 5% in the past year.

**Figure TX-4.**  
**Fuels Employment by Detailed Technology Application**



Mining and extraction jobs represent 54.8% of fuel jobs in Texas.

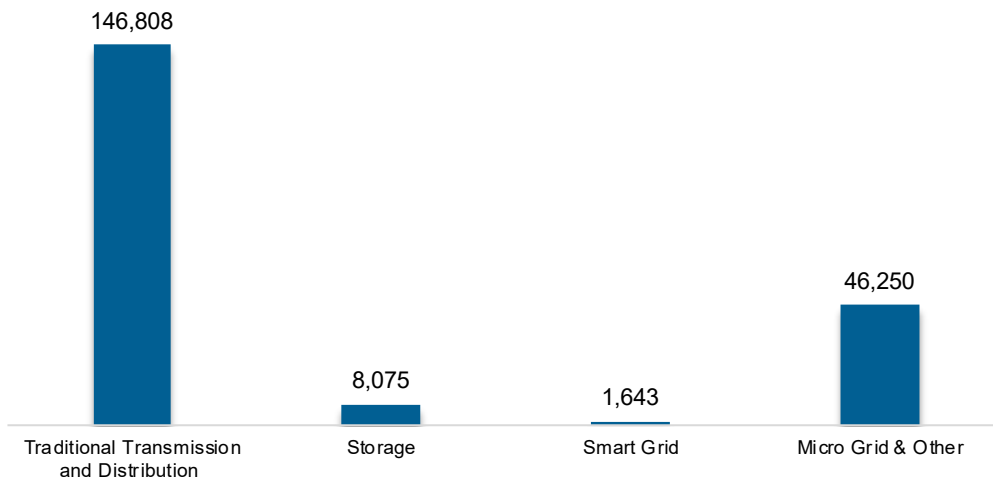
**Figure TX-5.**  
**Fuels Employment by Industry Sector**



*Transmission, Distribution and Storage*

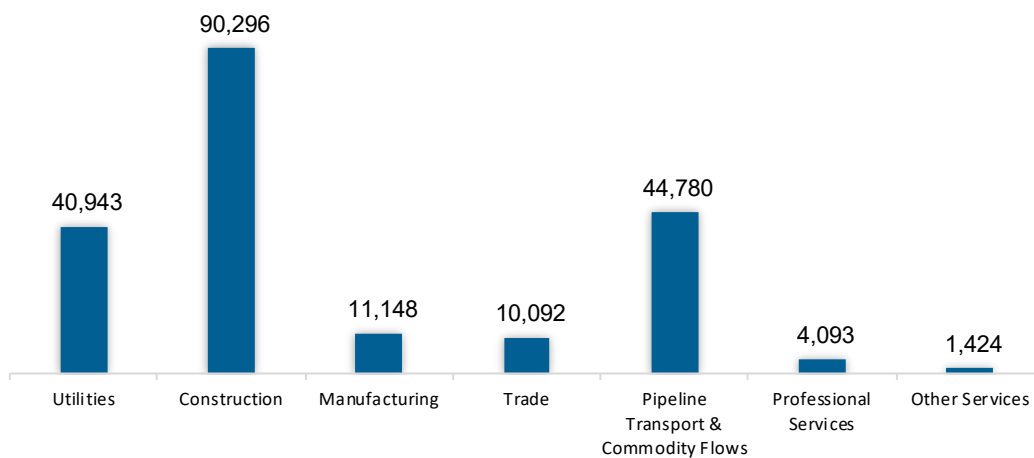
The transmission, distribution, and storage (TDS) sector employed 202,776 workers in Texas, 29.2% of the national TDS total. The sector gained 2,976 jobs and increased 1.5% in the past year.

**Figure TX-6.**  
**Transmission, Distribution and Storage Employment by Detailed Technology**



Construction work represents the greatest proportion of TDS jobs in Texas, accounting for 44.5% of the sector’s jobs statewide.

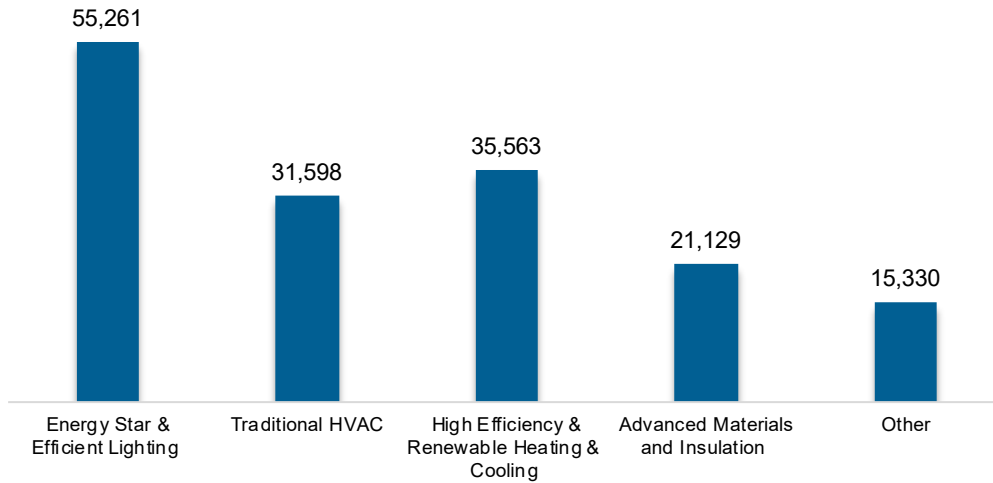
**Figure TX-7.**  
**Transmission, Distribution and Storage Employment by Industry Sector**



### Energy Efficiency

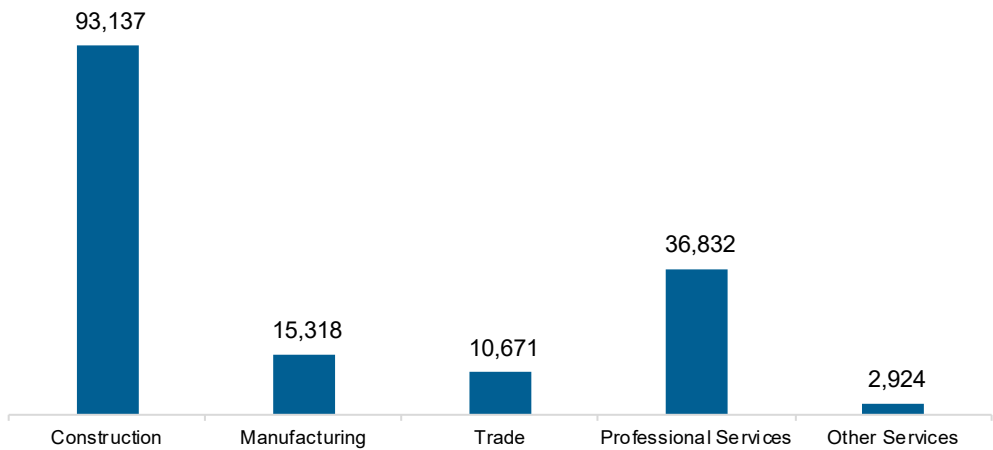
The energy efficiency (EE) sector employed 158,882 workers in Texas, 7.3% of the national EE total. The EE sector added 6,771 jobs and increased 4.5% in the past year.

**Figure TX-8.**  
**Energy Efficiency Employment by Detailed Technology Application**



EE employment is primarily found in the construction industry.

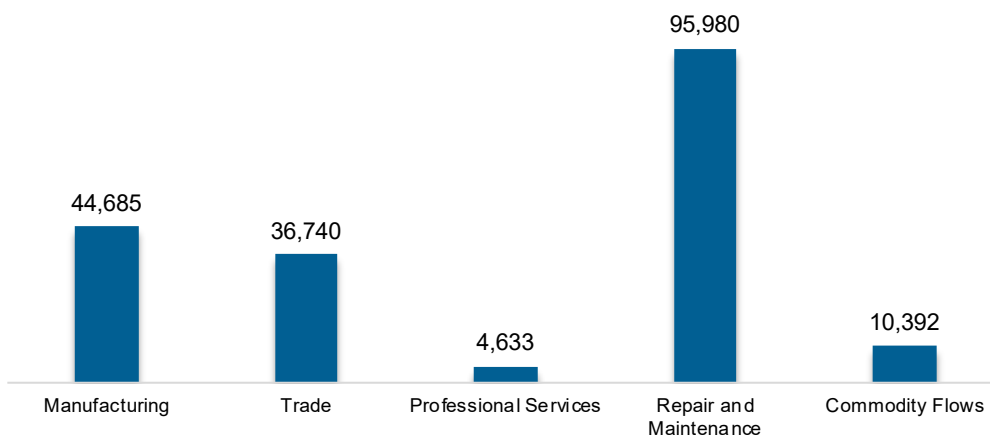
**Figure TX-9.**  
**Energy Efficiency Employment by Industry Sector**



### Motor Vehicles and Component Parts

The motor vehicles and component sector employed 192,430 workers in Texas, 7.5% of the national total for the sector. Motor vehicles and component parts added 32,291 jobs and increased 20.2% in the past year. Repair and maintenance work represents the largest proportion of motor vehicle jobs

**Figure TX-10.**  
**Motor Vehicle Employment by Industry Sector**



### Workforce Characteristics

#### Employer Growth

Employers in Texas are less optimistic than their peers across the country about energy sector job growth over the next year.

**Table TX-1**  
**Projected Growth by Major Technology Application**

Technology	State Projected Growth Next 12 Months (percent)	U.S. Projected Growth Next 12 Months (percent)
Electric Power Generation	1.5	2.2
Electric Power Transmission, Distribution, and Storage	1.0	1.1
Energy Efficiency	1.3	1.7
Fuels	1.9	3.0
Motor Vehicles	2.0	3.2

*Hiring Difficulty*

Employers in Texas reported 56.1% overall hiring difficulty.

**Table TX-2**  
**Hiring Difficulty**

Hiring Difficulty	Very Difficult (percent)	Somewhat Difficult (percent)	Not at All Difficult (percent)	Did Not Hire (percent)	Overall Hiring Difficulty
Overall	22.7	33.4	9.5	34.4	56.1