



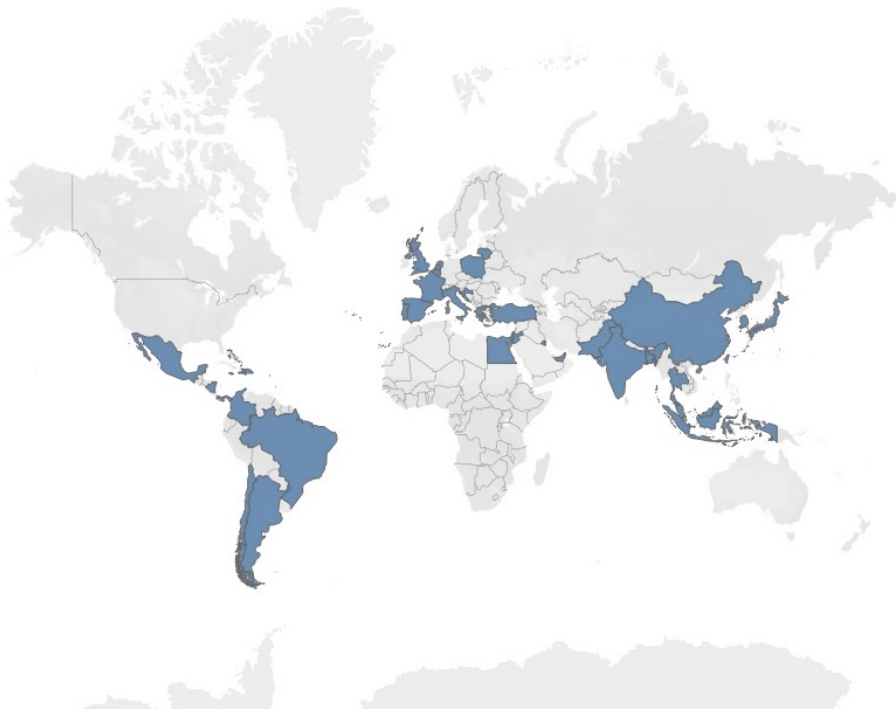
U.S. DEPARTMENT OF  
**ENERGY**

Fossil Energy and  
Carbon Management

OFFICE OF RESOURCE SUSTAINABILITY

# LNG Monthly

Published November 2021



Map shows Countries of Destination of Exports of Domestically-Produced LNG  
(February 2016 through September 2021)

To be placed on the LNG Monthly email distribution list, please add your contact information here:

[https://public.govdelivery.com/accounts/USDOEOFE/subscriber/new?utm\\_medium=email&utm\\_source=govdelivery](https://public.govdelivery.com/accounts/USDOEOFE/subscriber/new?utm_medium=email&utm_source=govdelivery)

All other inquiries, please send an email to [ngreports@hq.doe.gov](mailto:ngreports@hq.doe.gov).

For electronic version: <https://www.energy.gov/fe/listings/lng-reports>

# Table of Contents

## Cumulative Map of LNG Exports

|          |                                                                                                      |           |
|----------|------------------------------------------------------------------------------------------------------|-----------|
| <b>1</b> | <b>Summary</b>                                                                                       | <b>1</b>  |
| 1a       | Table of Exports of Domestically-Produced LNG Delivered by Region – from February 2016               | 1         |
| 1b       | Shipments of Domestically-Produced LNG Delivered by Country – from February 2016                     | 2         |
| 1c       | Domestically-Produced LNG Exported by Terminal                                                       | 3         |
| 1d       | Domestically-Produced LNG Exported by Region                                                         | 3         |
| 1e       | Volumes and Percentages of FTA and nFTA Shipments of Domestically-Produced LNG Delivered             | 4         |
| 1f       | Domestically-Produced LNG Delivered by Export Terminal per month                                     | 5         |
| 1g       | Vessel-Borne Imports of LNG by Import Terminal per month                                             | 6         |
|          | (i) Vessel-Borne Imports of LNG to Continental United States                                         | 6         |
|          | (ii) Vessel-Borne Imports of LNG to Puerto Rico                                                      | 7         |
| 1h       | Destination of Domestically-Produced LNG Delivered by Country and Region with Trade Agreement Status | 8         |
| <b>2</b> | <b>LNG Activity</b>                                                                                  |           |
| 2a       | Shipments of Domestically-Produced LNG Delivered YTD 2021                                            |           |
|          | (i) Sabine Pass                                                                                      | 9         |
|          | (ii) Cove Point                                                                                      | 16        |
|          | (iii) Corpus Christi                                                                                 | 18        |
|          | (iv) Cameron                                                                                         | 25        |
|          | (v) Freeport                                                                                         | 29        |
|          | (vi) Elba Island                                                                                     | 35        |
| 2b       | Shipments of Domestically-Produced LNG Shipped by ISO Container YTD 2021                             | 36        |
| 2c       | Shipments of LNG Re-Exported YTD 2021                                                                | 42        |
| 2d       | LNG Imports by Country, Receiving Terminal, and Importer                                             | 43        |
| 2e       | Shipments of LNG Received YTD 2021                                                                   | 44        |
| 2f       | Shipments of LNG Received YTD 2021, Puerto Rico                                                      | 45        |
| <b>3</b> | <b>Graphical Summaries</b>                                                                           | <b>47</b> |
| <b>4</b> | <b>Notes and Definitions</b>                                                                         | <b>50</b> |

Office of Fossil Energy and Carbon Management

Office of Resource Sustainability

Office of Regulation, Analysis, and Engagement

Division of Natural Gas Regulation

Phone: 202-586-7991

# Summary

## Overview of Activity for September 2021

- **Top five countries of destination, representing 61.4% of total U.S. LNG exports in September 2021**
  - China (48.6 Bcf), Brazil (38.3 Bcf), South Korea (31.4 Bcf), Spain (31.3 Bcf), and Turkey (24.2 Bcf)
- **284.6 Bcf of exports in September 2021**
  - 4.5% decrease from August 2021
  - 88.4% more than September 2020
- **94 cargos shipped in September 2021**
  - Sabine Pass (31), Corpus Christi (22), Cameron (18), Freeport (16), Cove Point (5), Elba Island (2)
  - 98 cargos in August 2021
  - 45 cargos in September 2020

### 1a. Table of Exports of Domestically-Produced LNG Delivered by Region (Cumulative from February 2016 through September 2021)

| Region                            | Number of Countries Receiving Per Region | Volume Exported (Bcf) | Percentage Receipts of Total Volume Exported (%) | Number of Cargos* |
|-----------------------------------|------------------------------------------|-----------------------|--------------------------------------------------|-------------------|
| East Asia and Pacific             | 8                                        | 3,379.8               | 38.5%                                            | 982               |
| Europe and Central Asia           | 13                                       | 2,661.4               | 30.3%                                            | 827               |
| Latin America and the Caribbean** | 13                                       | 1,781.1               | 20.3%                                            | 627               |
| Middle East and North Africa      | 5                                        | 313.4                 | 3.6%                                             | 92                |
| South Asia                        | 3                                        | 651.0                 | 7.4%                                             | 193               |
| Sub-Saharan Africa                | 0                                        | 0.0                   | 0.0%                                             | 0                 |
| <b>Total LNG Exports</b>          | <b>42</b>                                | <b>8,786.8</b>        | <b>100.0%</b>                                    | <b>2,721</b>      |

\*Split cargos counted as both individual cargos and countries

\*\*Number of cargos does not include the shipments by ISO container

## 1b. Shipments of Domestically-Produced LNG Delivered – by Country (Cumulative from February 2016 through September 2021)

| Country of Destination                 | Region                          | Number of Cargos | Volume (Bcf of Natural Gas) | Percentage of Total U.S. LNG Exports (%) |
|----------------------------------------|---------------------------------|------------------|-----------------------------|------------------------------------------|
| 1. South Korea*                        | East Asia and Pacific           | 381              | 1,329.5                     | 15.1%                                    |
| 2. Japan*                              | East Asia and Pacific           | 271              | 937.5                       | 10.7%                                    |
| 3. China*                              | East Asia and Pacific           | 224              | 772.5                       | 8.8%                                     |
| 4. Mexico*                             | Latin America and the Caribbean | 161              | 541.9                       | 6.2%                                     |
| 5. Spain*                              | Europe and Central Asia         | 169              | 533.2                       | 6.1%                                     |
| 6. India*                              | South Asia                      | 141              | 479.0                       | 5.5%                                     |
| 7. Brazil*                             | Latin America and the Caribbean | 167              | 460.6                       | 5.2%                                     |
| 8. United Kingdom                      | Europe and Central Asia         | 130              | 434.0                       | 4.9%                                     |
| 9. Chile*                              | Latin America and the Caribbean | 119              | 376.9                       | 4.3%                                     |
| 10. France*                            | Europe and Central Asia         | 103              | 343.9                       | 3.9%                                     |
| 11. Netherlands*                       | Europe and Central Asia         | 94               | 307.2                       | 3.5%                                     |
| 12. Turkey*                            | Europe and Central Asia         | 93               | 295.1                       | 3.4%                                     |
| 13. Italy                              | Europe and Central Asia         | 61               | 198.5                       | 2.3%                                     |
| 14. Argentina*                         | Latin America and the Caribbean | 82               | 196.1                       | 2.2%                                     |
| 15. Taiwan*                            | East Asia and Pacific           | 61               | 194.3                       | 2.2%                                     |
| 16. Portugal*                          | Europe and Central Asia         | 51               | 166.4                       | 1.9%                                     |
| 17. Jordan*                            | Middle East and North Africa    | 36               | 124.2                       | 1.4%                                     |
| 18. Poland                             | Europe and Central Asia         | 37               | 120.4                       | 1.4%                                     |
| 19. Pakistan                           | South Asia                      | 37               | 120.2                       | 1.4%                                     |
| 20. Kuwait                             | Middle East and North Africa    | 27               | 93.1                        | 1.1%                                     |
| 21. Dominican Republic*                | Latin America and the Caribbean | 42               | 92.6                        | 1.1%                                     |
| 22. Greece*                            | Europe and Central Asia         | 32               | 92.0                        | 1.0%                                     |
| 23. Singapore*                         | East Asia and Pacific           | 26               | 84.3                        | 1.0%                                     |
| 24. Lithuania                          | Europe and Central Asia         | 22               | 70.1                        | 0.8%                                     |
| 25. Belgium                            | Europe and Central Asia         | 19               | 61.4                        | 0.7%                                     |
| 26. Thailand                           | East Asia and Pacific           | 16               | 56.9                        | 0.6%                                     |
| 27. Jamaica*                           | Latin America and the Caribbean | 23               | 54.8                        | 0.6%                                     |
| 28. Bangladesh                         | South Asia                      | 15               | 51.8                        | 0.6%                                     |
| 29. United Arab Emirates               | Middle East and North Africa    | 15               | 51.1                        | 0.6%                                     |
| 30. Panama*                            | Latin America and the Caribbean | 19               | 37.3                        | 0.4%                                     |
| 31. Israel                             | Middle East and North Africa    | 9                | 28.0                        | 0.3%                                     |
| 32. Croatia                            | Europe and Central Asia         | 8                | 26.9                        | 0.3%                                     |
| 33. Colombia*                          | Latin America and the Caribbean | 14               | 18.5                        | 0.2%                                     |
| 34. Egypt                              | Middle East and North Africa    | 5                | 16.9                        | 0.2%                                     |
| 35. Malta*                             | Europe and Central Asia         | 8                | 12.3                        | 0.1%                                     |
| 36. Malaysia                           | East Asia and Pacific           | 1                | 3.7                         | 0.0%                                     |
| 37. Indonesia*                         | East Asia and Pacific           | 2                | 1.1                         | 0.0%                                     |
| <b>Total Exports by Vessel</b>         |                                 | <b>2,721</b>     | <b>8,784.4</b>              |                                          |
| 38. Barbados                           | Latin America and the Caribbean | 276              | 1.1                         | 0.0%                                     |
| 39. Bahamas                            | Latin America and the Caribbean | 430              | 0.9                         | 0.0%                                     |
| 40. Haiti                              | Latin America and the Caribbean | 89               | 0.3                         | 0.0%                                     |
| Jamaica                                | Latin America and the Caribbean | 4                | 0.0                         | 0.0%                                     |
| 41. Antigua and Barbuda                | Latin America and the Caribbean | 1                | 0.0                         | 0.0%                                     |
| 42. Nicaragua                          | Latin America and the Caribbean | 1                | 0.0                         | 0.0%                                     |
| <b>Total Exports by ISO</b>            |                                 | <b>799</b>       | <b>2.3</b>                  |                                          |
| <b>Total Exports by Vessel and ISO</b> |                                 | <b>3,520</b>     | <b>8,786.8</b>              |                                          |

### Note:

Volume and Number of Cargos are the cumulative totals of each individual Country of Destination by Region starting from February 2016.

Jamaica has received U.S. LNG exports by both vessel and ISO container. The volumes are totaled separately

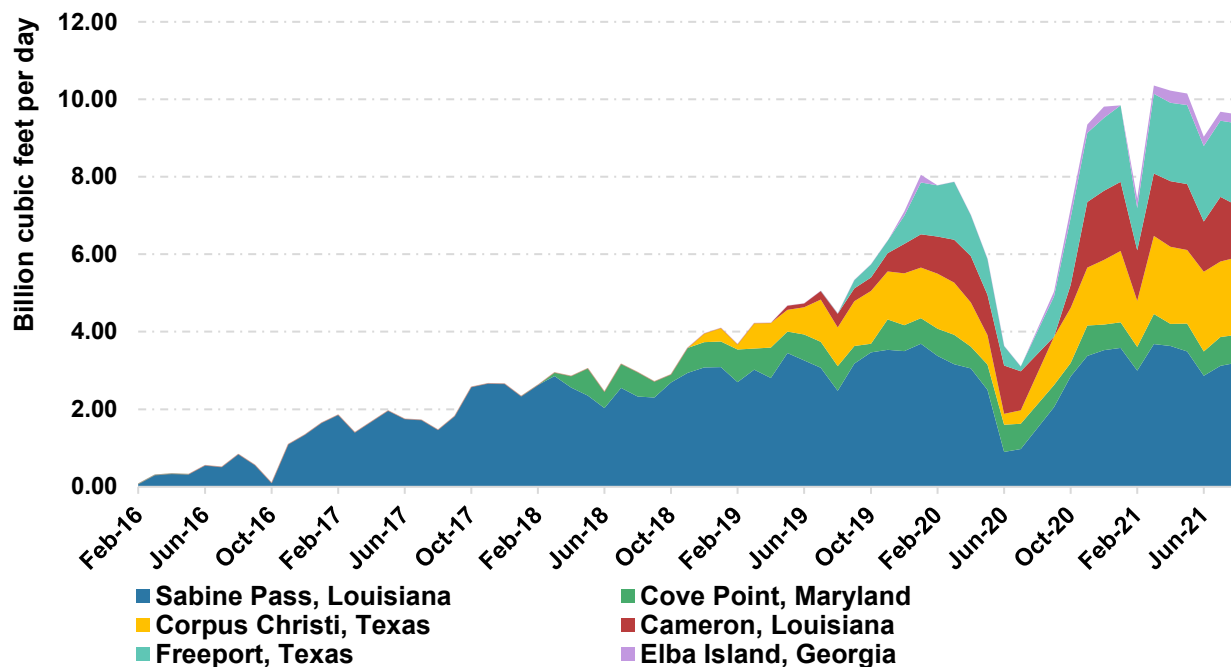
\* Split cargos counted as both individual cargos and countries.

Vessel = LNG Exports by Vessel and ISO container = LNG Exports by Vessel in ISO Containers.

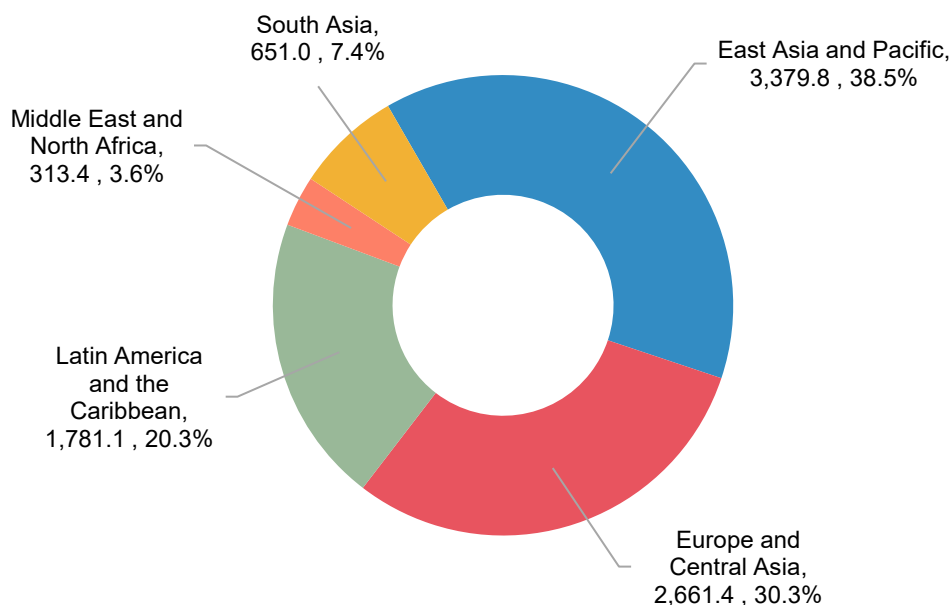
Does not include re-exports of previously-imported LNG. See table 2c for re-exports data.

Totals may not equal sum of components because of independent rounding.

### 1c. Domestically-Produced LNG Exported by Terminal (February 2016 through September 2021)

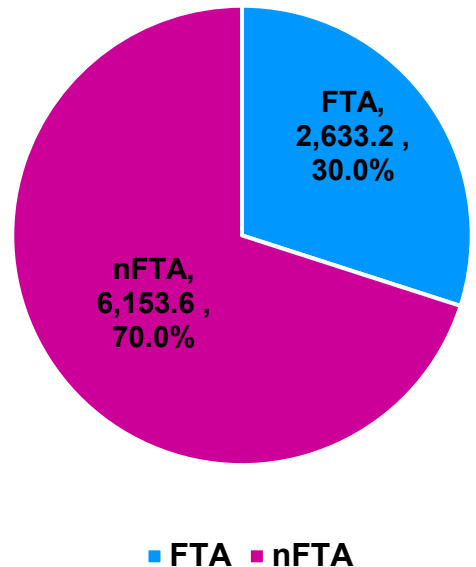


### 1d. Domestically-Produced LNG Exported by Region (Cumulative from February 2016 through September 2021) (Bcf, %)



# **1e. Volumes and Percentages of FTA and nFTA Shipments of Domestically-Produced LNG Delivered (Cumulative from February 2016 through September 2021)**

|                          | Volume (Bcf)  | Percentage of Total Volume | Number of Countries |
|--------------------------|---------------|----------------------------|---------------------|
| <b>FTA</b>               | 2633.2        | 30.0%                      | 9                   |
| <b>nFTA</b>              | 6153.6        | 70.0%                      | 33                  |
| <b>Total LNG Exports</b> | <b>8786.8</b> | <b>100.0%</b>              | <b>42</b>           |



**Spot cargos** total 477.1 Bcf - or 5.4 percent - of the 8,786.8 Bcf total volume of shipments.

These totals are cumulative starting from February 2016 through September 2021 - a cumulative listing of cargos and regions in Table 1b and a cumulative list of FTAs and nFTAs in Table 1h.

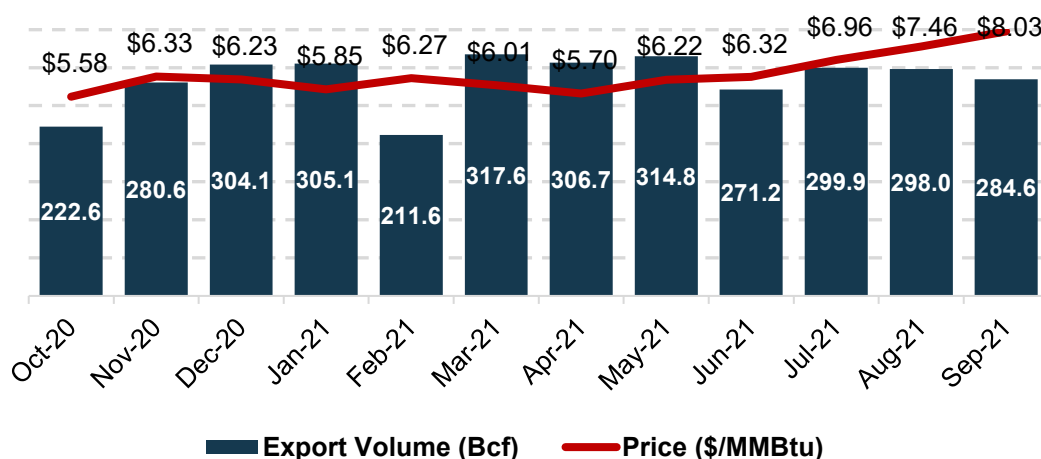
FTA Countries that Require National Treatment for Trade in Natural Gas -As of October 31, 2012, the United States has FTAs that require national treatment for trade in natural gas with Australia, Bahrain, Canada, Chile, Colombia, Dominican Republic, El Salvador, Guatemala, Honduras, Jordan, Mexico, Morocco, Nicaragua, Oman, Panama, Peru, Republic of Korea and Singapore. Panama is the most recent country with which the United States has entered into a FTA that requires national treatment for trade in natural gas, effective October 31, 2012. Not all countries that have a FTA with the United States require national treatment for trade in natural gas (i.e. Costa Rica and Israel). A list of all countries with which the United States has a FTA can be found at: <http://www.ustr.gov/trade-agreements/free-trade-agreements>.

More information can be found on DOE's website - <https://energy.gov/fe/services/natural-gas-regulation/how-obtain-authorization-import-and-or-export-natural-gas-and-lng>

Totals may not equal sum of components because of independent rounding.

## 1f. Domestically-Produced LNG Delivered – Volume (Bcf) and Weighted Average price (\$/MMBtu) by Export Terminal per month

|                           | Oct-20 | Nov-20 | Dec-20 | Jan-21 | Feb-21 | Mar-21 | Apr-21 | May-21 | Jun-21 | Jul-21 | Aug-21 | Sep-21 | Total   |
|---------------------------|--------|--------|--------|--------|--------|--------|--------|--------|--------|--------|--------|--------|---------|
| <b>Sabine Pass, LA</b>    | 88.3   | 101.4  | 109.4  | 111.1  | 83.8   | 114.1  | 108.9  | 108.2  | 85.8   | 96.7   | 99.3   | 99.6   | 1,206.7 |
|                           | \$5.05 | \$5.96 | \$5.79 | \$5.42 | \$5.66 | \$5.77 | \$5.32 | \$6.01 | \$5.98 | \$6.54 | \$7.07 | \$7.77 | \$6.02  |
| <b>Cove Point, MD</b>     | 10.6   | 23.4   | 20.4   | 20.4   | 17.2   | 24.0   | 17.1   | 22.4   | 19.1   | 23.0   | 22.3   | 13.7   | 233.8   |
|                           | \$6.25 | \$6.65 | \$7.11 | \$6.82 | 6.81   | \$7.09 | \$6.88 | \$6.89 | \$6.76 | \$7.20 | \$7.96 | \$8.23 | \$7.06  |
| <b>Corpus Christi, TX</b> | 44.1   | 45.0   | 51.8   | 57.2   | 33.3   | 62.6   | 59.9   | 58.8   | 61.5   | 60.5   | 61.7   | 64.4   | 660.8   |
|                           | \$5.08 | \$6.38 | \$6.18 | \$6.27 | \$5.81 | \$5.60 | \$5.58 | \$6.03 | \$6.30 | \$7.04 | \$7.45 | \$8.38 | \$6.41  |
| <b>Cameron, LA</b>        | 18.3   | 50.6   | 55.1   | 55.3   | 36.5   | 49.9   | 50.9   | 52.8   | 39.0   | 51.8   | 41.7   | 52.8   | 554.7   |
|                           | \$9.40 | \$6.87 | \$6.60 | \$5.93 | \$7.86 | \$6.25 | \$5.86 | \$6.60 | \$6.92 | \$7.28 | \$8.07 | \$7.99 | \$6.96  |
| <b>Freeport, TX</b>       | 53.8   | 53.7   | 58.5   | 61.1   | 30.5   | 63.6   | 60.6   | 63.2   | 58.5   | 60.9   | 62.8   | 48.6   | 675.9   |
|                           | \$5.45 | \$6.38 | \$6.44 | \$5.84 | \$6.08 | \$6.28 | \$6.00 | \$6.26 | \$6.38 | \$7.23 | \$7.47 | \$8.09 | \$6.49  |
| <b>Elba Island, GA</b>    | 7.4    | 6.5    | 8.9    | -      | 10.3   | 3.3    | 9.4    | 9.4    | 7.2    | 7.0    | 7.2    | 5.5    | 82.0    |
|                           | \$5.36 | \$5.98 | \$6.27 | -      | \$6.78 | \$5.90 | \$5.84 | \$5.74 | \$5.76 | \$6.57 | \$7.54 | \$7.64 | \$6.29  |
| <b>Total</b>              | 222.6  | 280.6  | 304.1  | 305.1  | 211.6  | 317.6  | 306.7  | 314.8  | 271.2  | 299.9  | 298.0  | 284.6  | 3,416.7 |
|                           | \$5.58 | \$6.33 | \$6.23 | \$5.85 | \$6.27 | \$6.01 | \$5.70 | \$6.22 | \$6.32 | \$6.96 | \$7.46 | \$8.03 | \$6.42  |



### Notes:

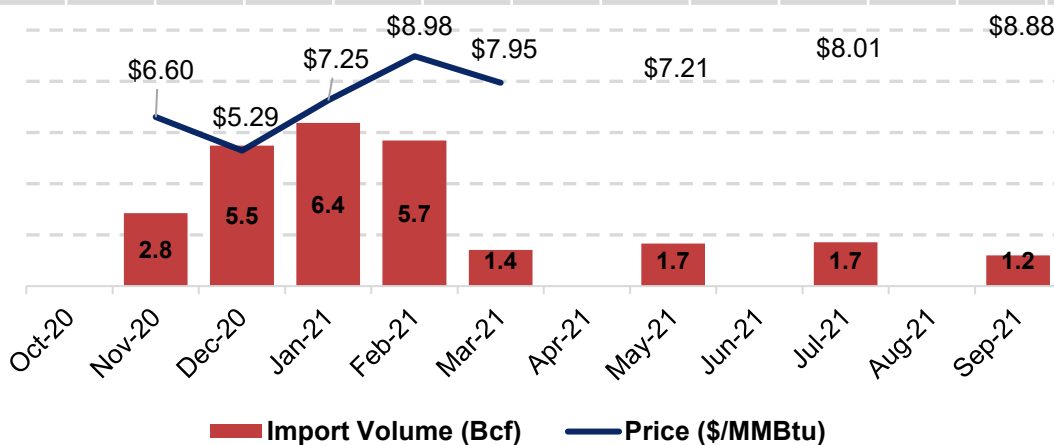
\*Beginning with July 2019 data, with the exception of some commissioning cargos as indicated in Table 2(a), all average export cargo prices include liquefaction fees. From January to June 2019, some cargos at Sabine Pass and Corpus Christi do not include liquefaction fees. For further details, please see Tables 2a(i) and 2a(iii).

Does not include re-exports of previously-imported LNG. See table 2c for re-exports data.

Totals may not equal sum of components because of independent rounding.

# 1g(i). Vessel-Borne Imports of LNG – Volume (Bcf) and Weighted Average price (\$/MMBtu) by Import Terminal per month

|                       | Oct-20 | Nov-20 | Dec-20 | Jan-21 | Feb-21 | Mar-21 | Apr-21 | May-21 | Jun-21 | Jul-21 | Aug-21 | Sep-21 | Total  |
|-----------------------|--------|--------|--------|--------|--------|--------|--------|--------|--------|--------|--------|--------|--------|
| Elba Island, GA       | -      | -      | -      | -      | -      | -      | -      | -      | -      | -      | -      | -      | -      |
|                       | -      | -      | -      | -      | -      | -      | -      | -      | -      | -      | -      | -      | -      |
| Everett, MA           | -      | 2.8    | 2.9    | 6.4    | 5.7    | 1.4    | -      | 1.7    | -      | 1.7    | -      | 1.2    | 23.8   |
|                       | -      | \$6.60 | \$6.53 | \$7.25 | \$8.98 | \$7.95 | -      | \$7.21 | -      | \$8.01 | -      | \$8.88 | \$7.68 |
| Northeast Gateway, MA | -      | -      | -      | -      | -      | -      | -      | -      | -      | -      | -      | -      | -      |
|                       | -      | -      | -      | -      | -      | -      | -      | -      | -      | -      | -      | -      | -      |
| Cove Point, MD        | -      | -      | 2.6    | -      | -      | -      | -      | -      | -      | -      | -      | -      | 2.6    |
|                       | -      | -      | \$3.95 | -      | -      | -      | -      | -      | -      | -      | -      | -      | \$3.95 |
| Total                 | -      | 2.8    | 5.5    | 6.4    | 5.7    | 1.4    | -      | 1.7    | -      | 1.7    | 1.7    | 1.2    | 26.4   |
|                       | -      | \$6.60 | \$5.29 | \$7.25 | \$8.98 | \$7.95 | -      | \$7.21 | -      | \$8.01 | \$8.01 | \$8.88 | \$7.31 |



## Notes:

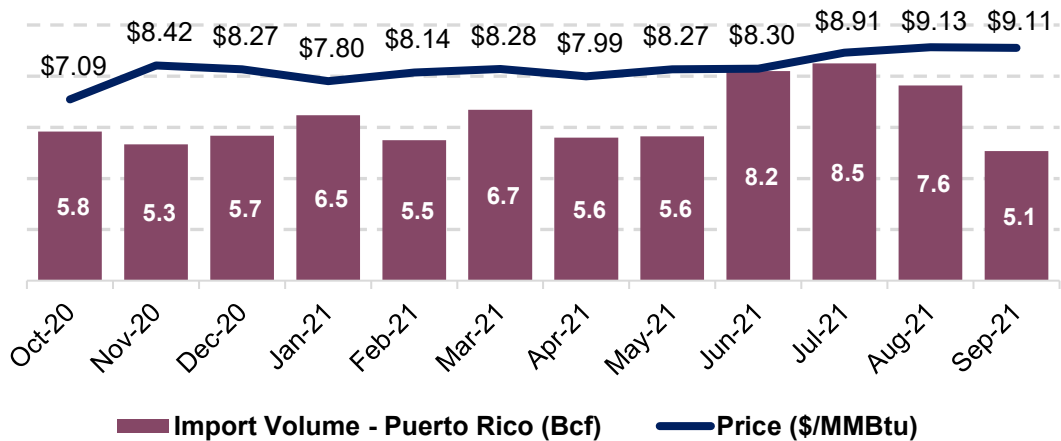
Import prices are landed and include the price of the LNG, the transportation cost to the U.S. terminal, and the cost of offloading the LNG. Landed prices do not include regasification fees.

Totals may not equal sum of components because of independent rounding.



## 1g(ii). Vessel-Borne Imports of LNG to Puerto Rico – Volume (Bcf) and Weighted Average price (\$/MMBtu) per month

|                    | Oct-20 | Nov-20 | Dec-20 | Jan-21 | Feb-21 | Mar-21 | Apr-21 | May-21 | Jun-21 | Jul-21 | Aug-21 | Sep-21 | Total         |
|--------------------|--------|--------|--------|--------|--------|--------|--------|--------|--------|--------|--------|--------|---------------|
| <b>Puerto Rico</b> | 5.8    | 5.3    | 5.7    | 6.5    | 5.5    | 6.7    | 5.6    | 5.6    | 8.2    | 8.5    | 7.6    | 5.1    | 76.1          |
|                    | \$7.09 | \$8.42 | \$8.27 | \$7.80 | \$8.14 | \$8.28 | \$7.99 | \$8.27 | \$8.30 | \$8.91 | \$9.13 | \$9.11 | <b>\$8.34</b> |



### Notes:

Import prices are landed and include the price of the LNG, the transportation cost to the U.S. terminal, and the cost of offloading the LNG. Landed prices do not include regasification fees.

Totals may not equal sum of components because of independent rounding.

# 1h. Destination of Domestically-Produced LNG Delivered by Country and Region with Trade Agreement Status (February 2016 through September 2021)

| Country of Destination | Region                          | FTA or nFTA | Type of FTA  | Name of FTA                                                |
|------------------------|---------------------------------|-------------|--------------|------------------------------------------------------------|
| Antigua and Barbuda    | Latin America and the Caribbean | nFTA        |              |                                                            |
| Argentina              | Latin America and the Caribbean | nFTA        |              |                                                            |
| Bahamas (ISO)          | Latin America and the Caribbean | nFTA        |              |                                                            |
| Bangladesh             | South Asia                      | nFTA        |              |                                                            |
| Barbados (ISO)         | Latin America and the Caribbean | nFTA        |              |                                                            |
| Belgium                | Europe and Central Asia         | nFTA        |              |                                                            |
| Brazil                 | Latin America and the Caribbean | nFTA        |              |                                                            |
| Chile                  | Latin America and the Caribbean | FTA         | Bilateral    | United States-Chile Free Trade Agreement                   |
| China                  | East Asia and Pacific           | nFTA        |              |                                                            |
| Colombia               | Latin America and the Caribbean | FTA         | Bilateral    | United States- Colombia Trade Promotion Agreement          |
| Croatia                | Europe and Central Asia         | nFTA        |              |                                                            |
| Dominican Republic     | Latin America and the Caribbean | FTA         | Multilateral | CAFTA-DR                                                   |
| Egypt                  | Middle East and North Africa    | nFTA        |              |                                                            |
| France                 | Europe and Central Asia         | nFTA        |              |                                                            |
| Greece                 | Europe and Central Asia         | nFTA        |              |                                                            |
| Haiti                  | Latin America and the Caribbean | nFTA        |              |                                                            |
| India                  | South Asia                      | nFTA        |              |                                                            |
| Indonesia              | East Asia and Pacific           | nFTA        |              |                                                            |
| Israel                 | Middle East and North Africa    | FTA         | Bilateral    | United States-Israel Free Trade Agreement                  |
| Italy                  | Europe and Central Asia         | nFTA        |              |                                                            |
| Jamaica                | Latin America and the Caribbean | nFTA        |              |                                                            |
| Japan                  | East Asia and Pacific           | nFTA        |              |                                                            |
| Jordan                 | Middle East and North Africa    | FTA         | Bilateral    | United States-Jordan Free Trade Agreement                  |
| Kuwait                 | Middle East and North Africa    | nFTA        |              |                                                            |
| Lithuania              | Europe and Central Asia         | nFTA        |              |                                                            |
| Malaysia               | East Asia and Pacific           | nFTA        |              |                                                            |
| Malta <sup>1</sup>     | Europe and Central Asia         | nFTA        |              |                                                            |
| Mexico <sup>2</sup>    | Latin America and the Caribbean | FTA         | Multilateral | USMCA - United States-Mexico-Canada Agreement <sup>3</sup> |
| Netherlands            | Europe and Central Asia         | nFTA        |              |                                                            |
| Nicaragua              | Latin America and the Caribbean | nFTA        |              |                                                            |
| Pakistan               | South Asia                      | nFTA        |              |                                                            |
| Panama                 | Latin America and the Caribbean | FTA         | Bilateral    | U.S.- Panama Trade Promotion Agreement                     |
| Poland                 | Europe and Central Asia         | nFTA        |              |                                                            |
| Portugal               | Europe and Central Asia         | nFTA        |              |                                                            |
| Singapore              | East Asia and Pacific           | FTA         | Bilateral    | Singapore FTA                                              |
| South Korea            | East Asia and Pacific           | FTA         | Bilateral    | KORUS - U.S.-Korea Free Trade Agreement                    |
| Spain                  | Europe and Central Asia         | nFTA        |              |                                                            |
| Taiwan                 | East Asia and Pacific           | nFTA        |              |                                                            |
| Thailand               | East Asia and Pacific           | nFTA        |              |                                                            |
| Turkey                 | Europe and Central Asia         | nFTA        |              |                                                            |
| United Arab Emirates   | Middle East and North Africa    | nFTA        |              |                                                            |
| United Kingdom         | Europe and Central Asia         | nFTA        |              |                                                            |

Source: Office of the United States Trade Representative and the World Bank

<sup>1</sup>For classification purposes, Malta is included in the Europe and Central Asia region.

<sup>2</sup>For classification purposes, Mexico is included in the Latin America and the Caribbean region.

<sup>3</sup>USMCA entered into force on 1 July 2020. These data previously attributed to the North American Free Trade Agreement (NAFTA).



## VESSEL-BORNE EXPORTS OF DOMESTICALLY-PRODUCED LIQUEFIED NATURAL GAS (LNG)

Table 2a(i)

| Date of Departure | Name of Exporter              | Supplier                      | Docket Number | Docket Term | Country of Destination | Name of Tanker           | Departure Terminal     | Volume (Mcf of Natural Gas) | Notes |
|-------------------|-------------------------------|-------------------------------|---------------|-------------|------------------------|--------------------------|------------------------|-----------------------------|-------|
| 1/1/2021          | Sabine Pass Liquefaction, LLC | Sabine Pass Liquefaction, LLC | 2010-111-LNG  | Long-Term   | China                  | LNG Schneeweisschen      | Sabine Pass, Louisiana | 3,805,368                   |       |
| 1/1/2021          | Sabine Pass Liquefaction, LLC | Sabine Pass Liquefaction, LLC | 2010-85-LNG   | Long-Term   | Singapore              | SCF Barents              | Sabine Pass, Louisiana | 3,688,140                   |       |
| 1/2/2021          | Sabine Pass Liquefaction, LLC | Sabine Pass Liquefaction, LLC | 2010-111-LNG  | Long-Term   | India                  | Gaslog Sydney            | Sabine Pass, Louisiana | 3,266,510                   |       |
| 1/3/2021          | Sabine Pass Liquefaction, LLC | Sabine Pass Liquefaction, LLC | 2013-121-LNG  | Long-Term   | Japan                  | Gaslog Geneva            | Sabine Pass, Louisiana | 3,695,288                   |       |
| 1/4/2021          | Sabine Pass Liquefaction, LLC | Sabine Pass Liquefaction, LLC | 2010-85-LNG   | Long-Term   | South Korea            | Ribera del Duero Knutsen | Sabine Pass, Louisiana | 3,675,796                   |       |
| 1/5/2021          | Sabine Pass Liquefaction, LLC | Sabine Pass Liquefaction, LLC | 2010-85-LNG   | Long-Term   | South Korea            | Arctic Voyager           | Sabine Pass, Louisiana | 3,042,449                   |       |
| 1/6/2021          | Sabine Pass Liquefaction, LLC | Sabine Pass Liquefaction, LLC | 2010-111-LNG  | Long-Term   | Brazil                 | Hoegh Gannet             | Sabine Pass, Louisiana | 3,606,810                   |       |
| 1/7/2021          | Sabine Pass Liquefaction, LLC | Sabine Pass Liquefaction, LLC | 2010-85-LNG   | Long-Term   | South Korea            | K Mugungwha              | Sabine Pass, Louisiana | 3,221,658                   |       |
| 1/8/2021          | Sabine Pass Liquefaction, LLC | Sabine Pass Liquefaction, LLC | 2010-111-LNG  | Long-Term   | China                  | Maran Gas Hydra          | Sabine Pass, Louisiana | 3,405,618                   |       |
| 1/9/2021          | Sabine Pass Liquefaction, LLC | Sabine Pass Liquefaction, LLC | 2013-121-LNG  | Long-Term   | China                  | Golar Snow               | Sabine Pass, Louisiana | 3,267,534                   |       |
| 1/10/2021         | Sabine Pass Liquefaction, LLC | Sabine Pass Liquefaction, LLC | 2010-85-LNG   | Long-Term   | South Korea            | Gaslog Saratoga          | Sabine Pass, Louisiana | 3,309,603                   |       |
| 1/11/2021         | Sabine Pass Liquefaction, LLC | Sabine Pass Liquefaction, LLC | 2010-111-LNG  | Long-Term   | Brazil                 | Stena Clear Sky          | Sabine Pass, Louisiana | 3,651,376                   |       |
| 1/12/2021         | Sabine Pass Liquefaction, LLC | Sabine Pass Liquefaction, LLC | 2010-85-LNG   | Long-Term   | South Korea            | Hyundai Peacepia         | Sabine Pass, Louisiana | 3,696,090                   |       |
| 1/13/2021         | Sabine Pass Liquefaction, LLC | Sabine Pass Liquefaction, LLC | 2013-30-LNG   | Long-Term   | Chile                  | La Seine                 | Sabine Pass, Louisiana | 3,173,455                   | [*]   |
| 1/13/2021         | Sabine Pass Liquefaction, LLC | Sabine Pass Liquefaction, LLC | 2013-30-LNG   | Long-Term   | Panama                 | La Seine                 | Sabine Pass, Louisiana | 516,219                     | [*]   |
| 1/14/2021         | Sabine Pass Liquefaction, LLC | Sabine Pass Liquefaction, LLC | 2010-111-LNG  | Long-Term   | United Kingdom         | Marib Spirit             | Sabine Pass, Louisiana | 3,261,062                   |       |
| 1/15/2021         | Sabine Pass Liquefaction, LLC | Sabine Pass Liquefaction, LLC | 2010-111-LNG  | Long-Term   | Greece                 | Rioja Knutsen            | Sabine Pass, Louisiana | 600,014                     | [*]   |
| 1/15/2021         | Sabine Pass Liquefaction, LLC | Sabine Pass Liquefaction, LLC | 2010-111-LNG  | Long-Term   | Turkey                 | Rioja Knutsen            | Sabine Pass, Louisiana | 3,033,672                   | [*]   |
| 1/16/2021         | Sabine Pass Liquefaction, LLC | Sabine Pass Liquefaction, LLC | 2010-111-LNG  | Long-Term   | Japan                  | Pan Asia                 | Sabine Pass, Louisiana | 3,666,428                   |       |
| 1/17/2021         | Sabine Pass Liquefaction, LLC | Sabine Pass Liquefaction, LLC | 2013-121-LNG  | Long-Term   | China                  | Maran Gas Spetses        | Sabine Pass, Louisiana | 3,650,273                   |       |
| 1/17/2021         | Sabine Pass Liquefaction, LLC | Sabine Pass Liquefaction, LLC | 2013-42-LNG   | Long-Term   | Jamaica                | Cadiz Knutsen            | Sabine Pass, Louisiana | 2,925,780                   |       |
| 1/19/2021         | Sabine Pass Liquefaction, LLC | Sabine Pass Liquefaction, LLC | 2010-111-LNG  | Long-Term   | Japan                  | Macoma                   | Sabine Pass, Louisiana | 3,668,853                   |       |
| 1/19/2021         | Sabine Pass Liquefaction, LLC | Sabine Pass Liquefaction, LLC | 2010-85-LNG   | Long-Term   | South Korea            | Hyundai Princepia        | Sabine Pass, Louisiana | 3,688,442                   |       |
| 1/21/2021         | Sabine Pass Liquefaction, LLC | Sabine Pass Liquefaction, LLC | 2010-85-LNG   | Long-Term   | Chile                  | Sevilla Knutsen          | Sabine Pass, Louisiana | 3,688,844                   |       |
| 1/21/2021         | Sabine Pass Liquefaction, LLC | Sabine Pass Liquefaction, LLC | 2013-30-LNG   | Long-Term   | France                 | Qogir                    | Sabine Pass, Louisiana | 3,587,370                   |       |
| 1/23/2021         | Sabine Pass Liquefaction, LLC | Sabine Pass Liquefaction, LLC | 2010-111-LNG  | Long-Term   | Netherlands            | Singapore Energy         | Sabine Pass, Louisiana | 2,948,645                   |       |
| 1/26/2021         | Sabine Pass Liquefaction, LLC | Sabine Pass Liquefaction, LLC | 2010-111-LNG  | Long-Term   | India                  | Flex Artemis             | Sabine Pass, Louisiana | 3,270,876                   |       |
| 1/26/2021         | Sabine Pass Liquefaction, LLC | Sabine Pass Liquefaction, LLC | 2010-111-LNG  | Long-Term   | United Kingdom         | Global Energy            | Sabine Pass, Louisiana | 3,646,332                   |       |
| 1/28/2021         | Sabine Pass Liquefaction, LLC | Sabine Pass Liquefaction, LLC | 2010-111-LNG  | Long-Term   | India                  | Marvel Hawk              | Sabine Pass, Louisiana | 3,651,142                   |       |
| 1/29/2021         | Sabine Pass Liquefaction, LLC | Sabine Pass Liquefaction, LLC | 2010-111-LNG  | Long-Term   | China                  | Gaslog Greece            | Sabine Pass, Louisiana | 3,713,527                   |       |
| 1/29/2021         | Sabine Pass Liquefaction, LLC | Sabine Pass Liquefaction, LLC | 2010-111-LNG  | Long-Term   | Japan                  | Asia Integrity           | Sabine Pass, Louisiana | 3,431,853                   |       |
| 1/30/2021         | Sabine Pass Liquefaction, LLC | Sabine Pass Liquefaction, LLC | 2010-111-LNG  | Long-Term   | Taiwan                 | Golar Maria              | Sabine Pass, Louisiana | 3,086,407                   |       |
| 1/31/2021         | Sabine Pass Liquefaction, LLC | Sabine Pass Liquefaction, LLC | 2010-85-LNG   | Long-Term   | Chile                  | SCF Mitre                | Sabine Pass, Louisiana | 2,922,099                   |       |
| 1/31/2021         | Sabine Pass Liquefaction, LLC | Sabine Pass Liquefaction, LLC | 2013-42-LNG   | Long-Term   | Turkey                 | Castillo De Caldelas     | Sabine Pass, Louisiana | 3,605,387                   |       |
| 2/1/2021          | Sabine Pass Liquefaction, LLC | Sabine Pass Liquefaction, LLC | 2010-85-LNG   | Long-Term   | South Korea            | SM Seahawk               | Sabine Pass, Louisiana | 3,712,820                   |       |
| 2/2/2021          | Sabine Pass Liquefaction, LLC | Sabine Pass Liquefaction, LLC | 2010-85-LNG   | Long-Term   | Mexico                 | Flex Courageous          | Sabine Pass, Louisiana | 3,686,175                   |       |
| 2/3/2021          | Sabine Pass Liquefaction, LLC | Sabine Pass Liquefaction, LLC | 2013-30-LNG   | Long-Term   | India                  | SK Audace                | Sabine Pass, Louisiana | 3,589,593                   |       |
| 2/4/2021          | Sabine Pass Liquefaction, LLC | Sabine Pass Liquefaction, LLC | 2010-111-LNG  | Long-Term   | Brazil                 | Golar Crystal            | Sabine Pass, Louisiana | 3,273,566                   |       |
| 2/5/2021          | Sabine Pass Liquefaction, LLC | Sabine Pass Liquefaction, LLC | 2010-111-LNG  | Long-Term   | United Kingdom         | Hoegh Gannet             | Sabine Pass, Louisiana | 3,594,415                   |       |
| 2/6/2021          | Sabine Pass Liquefaction, LLC | Sabine Pass Liquefaction, LLC | 2013-42-LNG   | Long-Term   | United Kingdom         | Gaslog Westminster       | Sabine Pass, Louisiana | 3,754,756                   |       |
| 2/7/2021          | Sabine Pass Liquefaction, LLC | Sabine Pass Liquefaction, LLC | 2010-85-LNG   | Long-Term   | South Korea            | Asia Vision              | Sabine Pass, Louisiana | 3,434,787                   |       |
| 2/8/2021          | Sabine Pass Liquefaction, LLC | Sabine Pass Liquefaction, LLC | 2013-30-LNG   | Long-Term   | United Kingdom         | BW Tulip                 | Sabine Pass, Louisiana | 3,657,463                   |       |
| 2/10/2021         | Sabine Pass Liquefaction, LLC | Sabine Pass Liquefaction, LLC | 2010-111-LNG  | Long-Term   | United Kingdom         | Pan Africa               | Sabine Pass, Louisiana | 3,668,923                   |       |
| 2/10/2021         | Sabine Pass Liquefaction, LLC | Sabine Pass Liquefaction, LLC | 2010-111-LNG  | Long-Term   | United Kingdom         | Marib Spirit             | Sabine Pass, Louisiana | 3,272,904                   |       |
| 2/12/2021         | Sabine Pass Liquefaction, LLC | Sabine Pass Liquefaction, LLC | 2010-111-LNG  | Long-Term   | United Kingdom         | Stena Clear Sky          | Sabine Pass, Louisiana | 3,513,944                   |       |

[S] Spot – a one-time transaction for near-term delivery of a specific quantity of LNG at a specific location. Prior to 2006, spot cargos could be included in either long-term or short-term authorized types.

[\*] Split cargo – a single shipment of LNG where portions of the cargo have different transactional characteristics. For instance, a single cargo can have more than one buyer, supplier, price, unloading port, loading port, or DOE authorization.

[C] Commissioning cargo – pre-commercial cargo loaded while export facility operations are still undergoing final testing and inspection. Commissioning cargos may occur multiple times for the same facility as individual LNG trains enter service.

[L] Liquefaction fees – liquefaction fees have been included in the cargo's price. Beginning with data for July 2019, all cargo prices include liquefaction fees, which include the full contract sales price under the relevant FOB LNG sale and purchase agreements. See Table 1(f) for a summary price per export facility per month.

Countries of destination are current as of publication date. Any updates to countries of destination reported will be published in the next scheduled LNG Monthly.



U.S. DEPARTMENT OF  
**ENERGY**

Fossil Energy and  
Carbon Management

OFFICE OF RESOURCE SUSTAINABILITY

## VESSEL-BORNE EXPORTS OF DOMESTICALLY-PRODUCED LIQUEFIED NATURAL GAS (LNG)

Table 2a(i)

| Date of Departure | Name of Exporter              | Supplier                      | Docket Number | Docket Term | Country of Destination | Name of Tanker         | Departure Terminal     | Volume (Mcf of Natural Gas) | Notes |
|-------------------|-------------------------------|-------------------------------|---------------|-------------|------------------------|------------------------|------------------------|-----------------------------|-------|
| 2/13/2021         | Sabine Pass Liquefaction, LLC | Sabine Pass Liquefaction, LLC | 2010-111-LNG  | Long-Term   | Japan                  | La Mancha Knutsen      | Sabine Pass, Louisiana | 3,733,445                   |       |
| 2/14/2021         | Sabine Pass Liquefaction, LLC | Sabine Pass Liquefaction, LLC | 2010-111-LNG  | Long-Term   | India                  | Maran Gas Roxana       | Sabine Pass, Louisiana | 3,667,040                   |       |
| 2/18/2021         | Sabine Pass Liquefaction, LLC | Sabine Pass Liquefaction, LLC | 2010-111-LNG  | Long-Term   | Turkey                 | Gaslog Galveston       | Sabine Pass, Louisiana | 3,692,629                   |       |
| 2/19/2021         | Sabine Pass Liquefaction, LLC | Sabine Pass Liquefaction, LLC | 2013-42-LNG   | Long-Term   | Dominican Republic     | Cadiz Knutsen          | Sabine Pass, Louisiana | 551,337                     | [*]   |
| 2/19/2021         | Sabine Pass Liquefaction, LLC | Sabine Pass Liquefaction, LLC | 2013-42-LNG   | Long-Term   | Jamaica                | Cadiz Knutsen          | Sabine Pass, Louisiana | 2,364,692                   | [*]   |
| 2/20/2021         | Sabine Pass Liquefaction, LLC | Sabine Pass Liquefaction, LLC | 2010-111-LNG  | Long-Term   | France                 | Maran Gas Hector       | Sabine Pass, Louisiana | 3,706,962                   |       |
| 2/21/2021         | Sabine Pass Liquefaction, LLC | Sabine Pass Liquefaction, LLC | 2010-111-LNG  | Long-Term   | Poland                 | Golar Bear             | Sabine Pass, Louisiana | 3,386,526                   |       |
| 2/21/2021         | Sabine Pass Liquefaction, LLC | Sabine Pass Liquefaction, LLC | 2010-85-LNG   | Long-Term   | Mexico                 | Singapore Energy       | Sabine Pass, Louisiana | 2,922,205                   |       |
| 2/22/2021         | Sabine Pass Liquefaction, LLC | Sabine Pass Liquefaction, LLC | 2010-111-LNG  | Long-Term   | India                  | Beidou Star            | Sabine Pass, Louisiana | 3,259,135                   |       |
| 2/23/2021         | Sabine Pass Liquefaction, LLC | Sabine Pass Liquefaction, LLC | 2010-111-LNG  | Long-Term   | Netherlands            | Iberica Knutsen        | Sabine Pass, Louisiana | 2,936,632                   |       |
| 2/23/2021         | Sabine Pass Liquefaction, LLC | Sabine Pass Liquefaction, LLC | 2010-111-LNG  | Short-Term  | Netherlands            | British Listener       | Sabine Pass, Louisiana | 3,690,347                   |       |
| 2/25/2021         | Sabine Pass Liquefaction, LLC | Sabine Pass Liquefaction, LLC | 2010-111-LNG  | Long-Term   | France                 | Pearl LNG              | Sabine Pass, Louisiana | 3,648,452                   |       |
| 2/25/2021         | Sabine Pass Liquefaction, LLC | Sabine Pass Liquefaction, LLC | 2010-111-LNG  | Long-Term   | United Kingdom         | BW Pavilion Aranda     | Sabine Pass, Louisiana | 3,668,800                   |       |
| 2/26/2021         | Sabine Pass Liquefaction, LLC | Sabine Pass Liquefaction, LLC | 2010-111-LNG  | Long-Term   | Lithuania              | Cool Voyager           | Sabine Pass, Louisiana | 3,420,527                   |       |
| 3/2/2021          | Sabine Pass Liquefaction, LLC | Sabine Pass Liquefaction, LLC | 2010-111-LNG  | Long-Term   | Brazil                 | La Seine               | Sabine Pass, Louisiana | 3,519,108                   |       |
| 3/2/2021          | Sabine Pass Liquefaction, LLC | Sabine Pass Liquefaction, LLC | 2010-111-LNG  | Long-Term   | United Kingdom         | Maran Gas Ulysses      | Sabine Pass, Louisiana | 3,659,190                   |       |
| 3/3/2021          | Sabine Pass Liquefaction, LLC | Sabine Pass Liquefaction, LLC | 2010-111-LNG  | Long-Term   | United Kingdom         | Seri Balqis            | Sabine Pass, Louisiana | 3,275,896                   |       |
| 3/4/2021          | Sabine Pass Liquefaction, LLC | Sabine Pass Liquefaction, LLC | 2010-111-LNG  | Long-Term   | United Kingdom         | Rioja Knutsen          | Sabine Pass, Louisiana | 3,447,852                   |       |
| 3/5/2021          | Sabine Pass Liquefaction, LLC | Sabine Pass Liquefaction, LLC | 2010-111-LNG  | Long-Term   | China                  | Gaslog Gladstone       | Sabine Pass, Louisiana | 3,717,367                   |       |
| 3/5/2021          | Sabine Pass Liquefaction, LLC | Sabine Pass Liquefaction, LLC | 2010-111-LNG  | Long-Term   | Netherlands            | Gaslog Georgetown      | Sabine Pass, Louisiana | 3,690,434                   |       |
| 3/6/2021          | Sabine Pass Liquefaction, LLC | Sabine Pass Liquefaction, LLC | 2010-111-LNG  | Long-Term   | China                  | Gaslog Singapore       | Sabine Pass, Louisiana | 3,321,115                   |       |
| 3/7/2021          | Sabine Pass Liquefaction, LLC | Sabine Pass Liquefaction, LLC | 2010-111-LNG  | Long-Term   | China                  | Woodside Charles Allen | Sabine Pass, Louisiana | 3,558,345                   |       |
| 3/8/2021          | Sabine Pass Liquefaction, LLC | Sabine Pass Liquefaction, LLC | 2010-111-LNG  | Long-Term   | India                  | Maran Gas Achilles     | Sabine Pass, Louisiana | 3,633,380                   |       |
| 3/9/2021          | Sabine Pass Liquefaction, LLC | Sabine Pass Liquefaction, LLC | 2010-111-LNG  | Long-Term   | Italy                  | Golar Crystal          | Sabine Pass, Louisiana | 3,276,153                   |       |
| 3/10/2021         | Sabine Pass Liquefaction, LLC | Sabine Pass Liquefaction, LLC | 2010-111-LNG  | Long-Term   | United Kingdom         | Maran Gas Chios        | Sabine Pass, Louisiana | 3,633,966                   |       |
| 3/11/2021         | Sabine Pass Liquefaction, LLC | Sabine Pass Liquefaction, LLC | 2010-111-LNG  | Long-Term   | France                 | Marib Spirit           | Sabine Pass, Louisiana | 3,275,707                   |       |
| 3/11/2021         | Sabine Pass Liquefaction, LLC | Sabine Pass Liquefaction, LLC | 2010-85-LNG   | Long-Term   | South Korea            | K Mugungwha            | Sabine Pass, Louisiana | 3,222,633                   |       |
| 3/12/2021         | Sabine Pass Liquefaction, LLC | Sabine Pass Liquefaction, LLC | 2010-111-LNG  | Long-Term   | Brazil                 | Flex Aurora            | Sabine Pass, Louisiana | 3,521,788                   |       |
| 3/13/2021         | Sabine Pass Liquefaction, LLC | Sabine Pass Liquefaction, LLC | 2010-85-LNG   | Long-Term   | Chile                  | Stena Clear Sky        | Sabine Pass, Louisiana | 3,690,832                   |       |
| 3/15/2021         | Sabine Pass Liquefaction, LLC | Sabine Pass Liquefaction, LLC | 2010-111-LNG  | Long-Term   | India                  | Oak Spirit             | Sabine Pass, Louisiana | 3,552,844                   |       |
| 3/16/2021         | Sabine Pass Liquefaction, LLC | Sabine Pass Liquefaction, LLC | 2010-111-LNG  | Long-Term   | Spain                  | Global Energy          | Sabine Pass, Louisiana | 3,614,162                   |       |
| 3/17/2021         | Sabine Pass Liquefaction, LLC | Sabine Pass Liquefaction, LLC | 2010-111-LNG  | Long-Term   | Bangladesh             | Pan Americas           | Sabine Pass, Louisiana | 3,565,635                   |       |
| 3/18/2021         | Sabine Pass Liquefaction, LLC | Sabine Pass Liquefaction, LLC | 2010-85-LNG   | Long-Term   | South Korea            | Hyundai Peacepia       | Sabine Pass, Louisiana | 3,701,665                   | [S]   |
| 3/19/2021         | Sabine Pass Liquefaction, LLC | Sabine Pass Liquefaction, LLC | 2010-111-LNG  | Long-Term   | Jamaica                | Cadiz Knutsen          | Sabine Pass, Louisiana | 2,457,755                   | [*]   |
| 3/19/2021         | Sabine Pass Liquefaction, LLC | Sabine Pass Liquefaction, LLC | 2010-85-LNG   | Long-Term   | Dominican Republic     | Cadiz Knutsen          | Sabine Pass, Louisiana | 477,396                     | [*]   |
| 3/19/2021         | Sabine Pass Liquefaction, LLC | Sabine Pass Liquefaction, LLC | 2010-85-LNG   | Long-Term   | South Korea            | Bonito LNG             | Sabine Pass, Louisiana | 3,686,827                   |       |
| 3/20/2021         | Sabine Pass Liquefaction, LLC | Sabine Pass Liquefaction, LLC | 2010-85-LNG   | Long-Term   | South Korea            | Energy Endeavour       | Sabine Pass, Louisiana | 3,647,289                   |       |
| 3/21/2021         | Sabine Pass Liquefaction, LLC | Sabine Pass Liquefaction, LLC | 2010-111-LNG  | Long-Term   | Italy                  | Magdala                | Sabine Pass, Louisiana | 3,628,273                   |       |
| 3/22/2021         | Sabine Pass Liquefaction, LLC | Sabine Pass Liquefaction, LLC | 2010-111-LNG  | Long-Term   | Brazil                 | Gaslog Windsor         | Sabine Pass, Louisiana | 3,274,972                   |       |
| 3/24/2021         | Sabine Pass Liquefaction, LLC | Sabine Pass Liquefaction, LLC | 2010-85-LNG   | Long-Term   | Chile                  | Castillo De Caldela    | Sabine Pass, Louisiana | 3,444,966                   |       |
| 3/25/2021         | Sabine Pass Liquefaction, LLC | Sabine Pass Liquefaction, LLC | 2010-111-LNG  | Long-Term   | Poland                 | Meridian Spirit        | Sabine Pass, Louisiana | 3,507,321                   |       |
| 3/25/2021         | Sabine Pass Liquefaction, LLC | Sabine Pass Liquefaction, LLC | 2010-85-LNG   | Long-Term   | Chile                  | Minerva Psara          | Sabine Pass, Louisiana | 3,533,789                   |       |
| 3/26/2021         | Sabine Pass Liquefaction, LLC | Sabine Pass Liquefaction, LLC | 2010-111-LNG  | Long-Term   | France                 | Iberica Knutsen        | Sabine Pass, Louisiana | 2,935,858                   |       |
| 3/27/2021         | Sabine Pass Liquefaction, LLC | Sabine Pass Liquefaction, LLC | 2010-111-LNG  | Long-Term   | Taiwan                 | Methane Jane Elizabeth | Sabine Pass, Louisiana | 3,102,694                   |       |
| 3/28/2021         | Sabine Pass Liquefaction, LLC | Sabine Pass Liquefaction, LLC | 2010-111-LNG  | Long-Term   | Spain                  | Arctic Voyager         | Sabine Pass, Louisiana | 3,044,431                   |       |

[S] Spot – a one-time transaction for near-term delivery of a specific quantity of LNG at a specific location. Prior to 2006, spot cargos could be included in either long-term or short-term authorized types.

[\*] Split cargo – a single shipment of LNG where portions of the cargo have different transactional characteristics. For instance, a single cargo can have more than one buyer, supplier, price, unloading port, loading port, or DOE authorization.

[C] Commissioning cargo – pre-commercial cargo loaded while export facility operations are still undergoing final testing and inspection. Commissioning cargos may occur multiple times for the same facility as individual LNG trains enter service.

[L] Liquefaction fees – liquefaction fees have been included in the cargo's price. Beginning with data for July 2019, all cargo prices include liquefaction fees, which include the full contract sales price under the relevant FOB LNG sale and purchase agreements. See Table 1(f) for a summary price per export facility per month.

Countries of destination are current as of publication date. Any updates to countries of destination reported will be published in the next scheduled LNG Monthly.

## VESSEL-BORNE EXPORTS OF DOMESTICALLY-PRODUCED LIQUEFIED NATURAL GAS (LNG)

Table 2a(i)

| Date of Departure | Name of Exporter              | Supplier                      | Docket Number | Docket Term | Country of Destination | Name of Tanker           | Departure Terminal     | Volume (Mcf of Natural Gas) | Notes |
|-------------------|-------------------------------|-------------------------------|---------------|-------------|------------------------|--------------------------|------------------------|-----------------------------|-------|
| 3/29/2021         | Sabine Pass Liquefaction, LLC | Sabine Pass Liquefaction, LLC | 2010-85-LNG   | Long-Term   | Chile                  | Pearl LNG                | Sabine Pass, Louisiana | 3,703,486                   |       |
| 3/30/2021         | Sabine Pass Liquefaction, LLC | Sabine Pass Liquefaction, LLC | 2010-111-LNG  | Long-Term   | Argentina              | British Listener         | Sabine Pass, Louisiana | 2,238,264                   | [*]   |
| 3/30/2021         | Sabine Pass Liquefaction, LLC | Sabine Pass Liquefaction, LLC | 2010-111-LNG  | Long-Term   | Brazil                 | British Listener         | Sabine Pass, Louisiana | 1,040,695                   | [*]   |
| 3/31/2021         | Sabine Pass Liquefaction, LLC | Sabine Pass Liquefaction, LLC | 2010-111-LNG  | Long-Term   | Netherlands            | Hoegh Galleon            | Sabine Pass, Louisiana | 3,525,610                   |       |
| 4/1/2021          | Sabine Pass Liquefaction, LLC | Sabine Pass Liquefaction, LLC | 2010-111-LNG  | Long-Term   | Bangladesh             | BW GDF Suez Brussels     | Sabine Pass, Louisiana | 3,423,807                   |       |
| 4/3/2021          | Sabine Pass Liquefaction, LLC | Sabine Pass Liquefaction, LLC | 2010-111-LNG  | Long-Term   | France                 | BW Pavilion Aranda       | Sabine Pass, Louisiana | 3,593,396                   |       |
| 4/3/2021          | Sabine Pass Liquefaction, LLC | Sabine Pass Liquefaction, LLC | 2010-111-LNG  | Long-Term   | Malta                  | Madrid Spirit            | Sabine Pass, Louisiana | 2,928,482                   |       |
| 4/5/2021          | Sabine Pass Liquefaction, LLC | Sabine Pass Liquefaction, LLC | 2010-111-LNG  | Long-Term   | Brazil                 | Fuji LNG                 | Sabine Pass, Louisiana | 3,154,177                   |       |
| 4/5/2021          | Sabine Pass Liquefaction, LLC | Sabine Pass Liquefaction, LLC | 2010-85-LNG   | Long-Term   | South Korea            | Hyundai Princepia        | Sabine Pass, Louisiana | 3,701,834                   |       |
| 4/6/2021          | Sabine Pass Liquefaction, LLC | Sabine Pass Liquefaction, LLC | 2010-111-LNG  | Long-Term   | India                  | Golar Snow               | Sabine Pass, Louisiana | 3,270,345                   |       |
| 4/7/2021          | Sabine Pass Liquefaction, LLC | Sabine Pass Liquefaction, LLC | 2010-111-LNG  | Long-Term   | Kuwait                 | Maran Gas Chios          | Sabine Pass, Louisiana | 3,704,929                   |       |
| 4/8/2021          | Sabine Pass Liquefaction, LLC | Sabine Pass Liquefaction, LLC | 2010-111-LNG  | Long-Term   | China                  | Gaslog Glasgow           | Sabine Pass, Louisiana | 3,664,653                   |       |
| 4/8/2021          | Sabine Pass Liquefaction, LLC | Sabine Pass Liquefaction, LLC | 2010-111-LNG  | Long-Term   | Spain                  | Catalunya Spirit         | Sabine Pass, Louisiana | 2,936,028                   |       |
| 4/9/2021          | Sabine Pass Liquefaction, LLC | Sabine Pass Liquefaction, LLC | 2010-111-LNG  | Long-Term   | Japan                  | Flex Resolute            | Sabine Pass, Louisiana | 3,482,593                   |       |
| 4/10/2021         | Sabine Pass Liquefaction, LLC | Sabine Pass Liquefaction, LLC | 2010-111-LNG  | Long-Term   | Japan                  | Flex Courageous          | Sabine Pass, Louisiana | 3,640,917                   |       |
| 4/11/2021         | Sabine Pass Liquefaction, LLC | Sabine Pass Liquefaction, LLC | 2010-85-LNG   | Long-Term   | South Korea            | BW Tulip                 | Sabine Pass, Louisiana | 3,612,082                   |       |
| 4/12/2021         | Sabine Pass Liquefaction, LLC | Sabine Pass Liquefaction, LLC | 2010-111-LNG  | Long-Term   | Thailand               | Amberjack LNG            | Sabine Pass, Louisiana | 3,682,552                   |       |
| 4/13/2021         | Sabine Pass Liquefaction, LLC | Sabine Pass Liquefaction, LLC | 2010-111-LNG  | Long-Term   | Netherlands            | Maran Gas Alexandria     | Sabine Pass, Louisiana | 3,270,175                   |       |
| 4/14/2021         | Sabine Pass Liquefaction, LLC | Sabine Pass Liquefaction, LLC | 2010-111-LNG  | Long-Term   | France                 | Gaslog Gibraltar         | Sabine Pass, Louisiana | 3,592,902                   |       |
| 4/15/2021         | Sabine Pass Liquefaction, LLC | Sabine Pass Liquefaction, LLC | 2010-111-LNG  | Long-Term   | Jamaica                | Cadiz Knutsen            | Sabine Pass, Louisiana | 2,369,736                   | [*]   |
| 4/15/2021         | Sabine Pass Liquefaction, LLC | Sabine Pass Liquefaction, LLC | 2010-85-LNG   | Long-Term   | Dominican Republic     | Cadiz Knutsen            | Sabine Pass, Louisiana | 552,355                     | [*]   |
| 4/16/2021         | Sabine Pass Liquefaction, LLC | Sabine Pass Liquefaction, LLC | 2010-111-LNG  | Long-Term   | Bangladesh             | Golar Glacier            | Sabine Pass, Louisiana | 3,366,005                   |       |
| 4/17/2021         | Sabine Pass Liquefaction, LLC | Sabine Pass Liquefaction, LLC | 2010-111-LNG  | Long-Term   | Netherlands            | SCF La Pouse             | Sabine Pass, Louisiana | 3,525,783                   |       |
| 4/18/2021         | Sabine Pass Liquefaction, LLC | Sabine Pass Liquefaction, LLC | 2010-111-LNG  | Long-Term   | China                  | SCF Timmerman            | Sabine Pass, Louisiana | 3,415,270                   |       |
| 4/18/2021         | Sabine Pass Liquefaction, LLC | Sabine Pass Liquefaction, LLC | 2010-85-LNG   | Long-Term   | South Korea            | SM Seahawk               | Sabine Pass, Louisiana | 3,698,577                   |       |
| 4/19/2021         | Sabine Pass Liquefaction, LLC | Sabine Pass Liquefaction, LLC | 2010-85-LNG   | Long-Term   | Singapore              | Energy Pacific           | Sabine Pass, Louisiana | 3,637,192                   |       |
| 4/21/2021         | Sabine Pass Liquefaction, LLC | Sabine Pass Liquefaction, LLC | 2010-111-LNG  | Long-Term   | China                  | Maran Gas Hector         | Sabine Pass, Louisiana | 3,689,687                   |       |
| 4/21/2021         | Sabine Pass Liquefaction, LLC | Sabine Pass Liquefaction, LLC | 2010-85-LNG   | Long-Term   | South Korea            | Gaslog Salem             | Sabine Pass, Louisiana | 3,266,671                   |       |
| 4/22/2021         | Sabine Pass Liquefaction, LLC | Sabine Pass Liquefaction, LLC | 2010-111-LNG  | Long-Term   | Spain                  | Iberica Knutsen          | Sabine Pass, Louisiana | 2,925,421                   |       |
| 4/24/2021         | Sabine Pass Liquefaction, LLC | Sabine Pass Liquefaction, LLC | 2010-111-LNG  | Long-Term   | India                  | Celsius Canberra         | Sabine Pass, Louisiana | 3,806,788                   |       |
| 4/25/2021         | Sabine Pass Liquefaction, LLC | Sabine Pass Liquefaction, LLC | 2010-111-LNG  | Long-Term   | India                  | Ribera del Duero Knutsen | Sabine Pass, Louisiana | 3,527,113                   |       |
| 4/25/2021         | Sabine Pass Liquefaction, LLC | Sabine Pass Liquefaction, LLC | 2010-85-LNG   | Long-Term   | Singapore              | Cobia LNG                | Sabine Pass, Louisiana | 3,659,679                   |       |
| 4/27/2021         | Sabine Pass Liquefaction, LLC | Sabine Pass Liquefaction, LLC | 2010-85-LNG   | Long-Term   | Chile                  | Pan Asia                 | Sabine Pass, Louisiana | 3,598,979                   |       |
| 4/28/2021         | Sabine Pass Liquefaction, LLC | Sabine Pass Liquefaction, LLC | 2010-111-LNG  | Long-Term   | China                  | Yenisei River            | Sabine Pass, Louisiana | 3,266,587                   |       |
| 4/29/2021         | Sabine Pass Liquefaction, LLC | Sabine Pass Liquefaction, LLC | 2010-111-LNG  | Long-Term   | China                  | MOL Challenger           | Sabine Pass, Louisiana | 5,204,756                   |       |
| 4/30/2021         | Sabine Pass Liquefaction, LLC | Sabine Pass Liquefaction, LLC | 2010-111-LNG  | Long-Term   | China                  | Maran Gas Hydra          | Sabine Pass, Louisiana | 3,688,862                   |       |
| 5/1/2021          | Sabine Pass Liquefaction, LLC | Sabine Pass Liquefaction, LLC | 2010-111-LNG  | Long-Term   | Brazil                 | SK Audace                | Sabine Pass, Louisiana | 3,590,679                   |       |
| 5/2/2021          | Sabine Pass Liquefaction, LLC | Sabine Pass Liquefaction, LLC | 2010-111-LNG  | Long-Term   | China                  | Castillo De Caldelas     | Sabine Pass, Louisiana | 3,603,892                   |       |
| 5/3/2021          | Sabine Pass Liquefaction, LLC | Sabine Pass Liquefaction, LLC | 2010-85-LNG   | Long-Term   | Chile                  | Magdala                  | Sabine Pass, Louisiana | 3,616,449                   |       |
| 5/4/2021          | Sabine Pass Liquefaction, LLC | Sabine Pass Liquefaction, LLC | 2010-85-LNG   | Long-Term   | South Korea            | SM Eagle                 | Sabine Pass, Louisiana | 3,694,759                   |       |
| 5/5/2021          | Sabine Pass Liquefaction, LLC | Sabine Pass Liquefaction, LLC | 2010-111-LNG  | Long-Term   | Netherlands            | Flex Aurora              | Sabine Pass, Louisiana | 3,446,252                   |       |
| 5/6/2021          | Sabine Pass Liquefaction, LLC | Sabine Pass Liquefaction, LLC | 2010-111-LNG  | Long-Term   | India                  | Minerva Psara            | Sabine Pass, Louisiana | 2,923,683                   |       |
| 5/6/2021          | Sabine Pass Liquefaction, LLC | Sabine Pass Liquefaction, LLC | 2010-85-LNG   | Long-Term   | South Korea            | Seri Balhaf              | Sabine Pass, Louisiana | 2,272,239                   |       |
| 5/7/2021          | Sabine Pass Liquefaction, LLC | Sabine Pass Liquefaction, LLC | 2010-111-LNG  | Long-Term   | Netherlands            | Hoegh Galleon            | Sabine Pass, Louisiana | 3,593,263                   |       |
| 5/8/2021          | Sabine Pass Liquefaction, LLC | Sabine Pass Liquefaction, LLC | 2010-85-LNG   | Long-Term   | South Korea            | Qogir                    | Sabine Pass, Louisiana | 3,643,745                   |       |

[S] Spot – a one-time transaction for near-term delivery of a specific quantity of LNG at a specific location. Prior to 2006, spot cargos could be included in either long-term or short-term authorized types.

[\*] Split cargo – a single shipment of LNG where portions of the cargo have different transactional characteristics. For instance, a single cargo can have more than one buyer, supplier, price, unloading port, loading port, or DOE authorization.

[C] Commissioning cargo – pre-commercial cargo loaded while export facility operations are still undergoing final testing and inspection. Commissioning cargos may occur multiple times for the same facility as individual LNG trains enter service.

[L] Liquefaction fees – liquefaction fees have been included in the cargo's price. Beginning with data for July 2019, all cargo prices include liquefaction fees, which include the full contract sales price under the relevant FOB LNG sale and purchase agreements. See Table 1(f) for a summary price per export facility per month.

Countries of destination are current as of publication date. Any updates to countries of destination reported will be published in the next scheduled LNG Monthly.





U.S. DEPARTMENT OF  
**ENERGY**

Fossil Energy and  
Carbon Management

OFFICE OF RESOURCE SUSTAINABILITY

## VESSEL-BORNE EXPORTS OF DOMESTICALLY-PRODUCED LIQUEFIED NATURAL GAS (LNG)

Table 2a(i)

| Date of Departure | Name of Exporter              | Supplier                      | Docket Number | Docket Term | Country of Destination | Name of Tanker          | Departure Terminal     | Volume (Mcf of Natural Gas) | Notes |
|-------------------|-------------------------------|-------------------------------|---------------|-------------|------------------------|-------------------------|------------------------|-----------------------------|-------|
| 5/9/2021          | Sabine Pass Liquefaction, LLC | Sabine Pass Liquefaction, LLC | 2010-111-LNG  | Long-Term   | France                 | Golar Kelvin            | Sabine Pass, Louisiana | 3,266,944                   |       |
| 5/10/2021         | Sabine Pass Liquefaction, LLC | Sabine Pass Liquefaction, LLC | 2010-111-LNG  | Long-Term   | Argentina              | Palu LNG                | Sabine Pass, Louisiana | 3,270,634                   |       |
| 5/13/2021         | Sabine Pass Liquefaction, LLC | Sabine Pass Liquefaction, LLC | 2010-111-LNG  | Long-Term   | Greece                 | Torben Spirit           | Sabine Pass, Louisiana | 3,459,235                   |       |
| 5/13/2021         | Sabine Pass Liquefaction, LLC | Sabine Pass Liquefaction, LLC | 2010-85-LNG   | Long-Term   | South Korea            | K Mugungwha             | Sabine Pass, Louisiana | 3,220,488                   |       |
| 5/14/2021         | Sabine Pass Liquefaction, LLC | Sabine Pass Liquefaction, LLC | 2010-85-LNG   | Long-Term   | South Korea            | Gaslog Gibraltar        | Sabine Pass, Louisiana | 3,638,529                   |       |
| 5/15/2021         | Sabine Pass Liquefaction, LLC | Sabine Pass Liquefaction, LLC | 2010-85-LNG   | Long-Term   | South Korea            | Oak Spirit              | Sabine Pass, Louisiana | 3,646,707                   |       |
| 5/16/2021         | Sabine Pass Liquefaction, LLC | Sabine Pass Liquefaction, LLC | 2010-111-LNG  | Long-Term   | Argentina              | Tristar Ruby            | Sabine Pass, Louisiana | 2,180,167                   | [*]   |
| 5/16/2021         | Sabine Pass Liquefaction, LLC | Sabine Pass Liquefaction, LLC | 2010-111-LNG  | Long-Term   | Brazil                 | Tristar Ruby            | Sabine Pass, Louisiana | 1,091,415                   | [*]   |
| 5/17/2021         | Sabine Pass Liquefaction, LLC | Sabine Pass Liquefaction, LLC | 2010-111-LNG  | Long-Term   | India                  | Maran Gas Alexandria    | Sabine Pass, Louisiana | 3,412,498                   |       |
| 5/18/2021         | Sabine Pass Liquefaction, LLC | Sabine Pass Liquefaction, LLC | 2010-111-LNG  | Long-Term   | Jamaica                | Excalibur               | Sabine Pass, Louisiana | 2,925,346                   |       |
| 5/19/2021         | Sabine Pass Liquefaction, LLC | Sabine Pass Liquefaction, LLC | 2010-85-LNG   | Long-Term   | South Korea            | Creole Spirit           | Sabine Pass, Louisiana | 3,674,341                   |       |
| 5/20/2021         | Sabine Pass Liquefaction, LLC | Sabine Pass Liquefaction, LLC | 2010-85-LNG   | Long-Term   | South Korea            | Hyundai Peacepia        | Sabine Pass, Louisiana | 3,689,786                   |       |
| 5/21/2021         | Sabine Pass Liquefaction, LLC | Sabine Pass Liquefaction, LLC | 2010-111-LNG  | Long-Term   | China                  | Pan Europe              | Sabine Pass, Louisiana | 3,626,630                   |       |
| 5/22/2021         | Sabine Pass Liquefaction, LLC | Sabine Pass Liquefaction, LLC | 2010-111-LNG  | Long-Term   | China                  | SCF Barents             | Sabine Pass, Louisiana | 3,628,224                   |       |
| 5/23/2021         | Sabine Pass Liquefaction, LLC | Sabine Pass Liquefaction, LLC | 2010-111-LNG  | Long-Term   | Argentina              | Maria Energy            | Sabine Pass, Louisiana | 2,138,510                   | [*]   |
| 5/23/2021         | Sabine Pass Liquefaction, LLC | Sabine Pass Liquefaction, LLC | 2010-111-LNG  | Long-Term   | Brazil                 | Maria Energy            | Sabine Pass, Louisiana | 1,414,346                   | [*]   |
| 5/24/2021         | Sabine Pass Liquefaction, LLC | Sabine Pass Liquefaction, LLC | 2010-111-LNG  | Long-Term   | India                  | Gaslog Westminster      | Sabine Pass, Louisiana | 3,034,677                   |       |
| 5/25/2021         | Sabine Pass Liquefaction, LLC | Sabine Pass Liquefaction, LLC | 2010-111-LNG  | Long-Term   | India                  | Al Ruwais               | Sabine Pass, Louisiana | 3,271,962                   |       |
| 5/26/2021         | Sabine Pass Liquefaction, LLC | Sabine Pass Liquefaction, LLC | 2010-111-LNG  | Long-Term   | Italy                  | Catalunya Spirit        | Sabine Pass, Louisiana | 2,922,873                   |       |
| 5/27/2021         | Sabine Pass Liquefaction, LLC | Sabine Pass Liquefaction, LLC | 2010-111-LNG  | Long-Term   | Taiwan                 | Fuji LNG                | Sabine Pass, Louisiana | 3,138,912                   |       |
| 5/28/2021         | Sabine Pass Liquefaction, LLC | Sabine Pass Liquefaction, LLC | 2010-85-LNG   | Long-Term   | Chile                  | Castillo de Santisteban | Sabine Pass, Louisiana | 3,532,601                   |       |
| 5/29/2021         | Sabine Pass Liquefaction, LLC | Sabine Pass Liquefaction, LLC | 2010-111-LNG  | Long-Term   | Greece                 | Castillo De Merida      | Sabine Pass, Louisiana | 3,336,770                   |       |
| 5/30/2021         | Sabine Pass Liquefaction, LLC | Sabine Pass Liquefaction, LLC | 2010-111-LNG  | Long-Term   | Bangladesh             | Lena River              | Sabine Pass, Louisiana | 3,293,710                   |       |
| 5/31/2021         | Sabine Pass Liquefaction, LLC | Sabine Pass Liquefaction, LLC | 2010-111-LNG  | Long-Term   | China                  | Arctic Princess         | Sabine Pass, Louisiana | 3,077,845                   |       |
| 5/31/2021         | Sabine Pass Liquefaction, LLC | Sabine Pass Liquefaction, LLC | 2010-85-LNG   | Long-Term   | Dominican Republic     | Methane Princess        | Sabine Pass, Louisiana | 2,946,150                   |       |
| 6/1/2021          | Sabine Pass Liquefaction, LLC | Sabine Pass Liquefaction, LLC | 2010-111-LNG  | Long-Term   | China                  | Gaslog Genoa            | Sabine Pass, Louisiana | 3,724,777                   |       |
| 6/3/2021          | Sabine Pass Liquefaction, LLC | Sabine Pass Liquefaction, LLC | 2010-111-LNG  | Long-Term   | Argentina              | British Contributor     | Sabine Pass, Louisiana | 1,951,852                   | [*]   |
| 6/3/2021          | Sabine Pass Liquefaction, LLC | Sabine Pass Liquefaction, LLC | 2010-111-LNG  | Long-Term   | Brazil                 | British Contributor     | Sabine Pass, Louisiana | 1,593,368                   | [*]   |
| 6/4/2021          | Sabine Pass Liquefaction, LLC | Sabine Pass Liquefaction, LLC | 2010-111-LNG  | Long-Term   | China                  | Flex Courageous         | Sabine Pass, Louisiana | 3,543,069                   |       |
| 6/5/2021          | Sabine Pass Liquefaction, LLC | Sabine Pass Liquefaction, LLC | 2010-111-LNG  | Long-Term   | China                  | Maran Gas Roxana        | Sabine Pass, Louisiana | 3,626,058                   |       |
| 6/6/2021          | Sabine Pass Liquefaction, LLC | Sabine Pass Liquefaction, LLC | 2010-111-LNG  | Long-Term   | Croatia                | Sestao Knutsen          | Sabine Pass, Louisiana | 2,923,090                   |       |
| 6/7/2021          | Sabine Pass Liquefaction, LLC | Sabine Pass Liquefaction, LLC | 2010-85-LNG   | Long-Term   | South Korea            | Celsius Copenhagen      | Sabine Pass, Louisiana | 3,409,301                   |       |
| 6/8/2021          | Sabine Pass Liquefaction, LLC | Sabine Pass Liquefaction, LLC | 2010-111-LNG  | Long-Term   | Kuwait                 | Woodside Chaney         | Sabine Pass, Louisiana | 3,673,886                   |       |
| 6/9/2021          | Sabine Pass Liquefaction, LLC | Sabine Pass Liquefaction, LLC | 2010-85-LNG   | Long-Term   | South Korea            | Hyundai Princepia       | Sabine Pass, Louisiana | 3,695,716                   |       |
| 6/11/2021         | Sabine Pass Liquefaction, LLC | Sabine Pass Liquefaction, LLC | 2010-111-LNG  | Long-Term   | China                  | BW Tulip                | Sabine Pass, Louisiana | 3,591,758                   |       |
| 6/12/2021         | Sabine Pass Liquefaction, LLC | Sabine Pass Liquefaction, LLC | 2010-111-LNG  | Long-Term   | China                  | Maran Gas Spetses       | Sabine Pass, Louisiana | 3,625,642                   |       |
| 6/13/2021         | Sabine Pass Liquefaction, LLC | Sabine Pass Liquefaction, LLC | 2010-85-LNG   | Long-Term   | South Korea            | Arctic Lady             | Sabine Pass, Louisiana | 3,125,828                   |       |
| 6/14/2021         | Sabine Pass Liquefaction, LLC | Sabine Pass Liquefaction, LLC | 2010-111-LNG  | Long-Term   | Brazil                 | Cadiz Knutsen           | Sabine Pass, Louisiana | 2,938,734                   |       |
| 6/16/2021         | Sabine Pass Liquefaction, LLC | Sabine Pass Liquefaction, LLC | 2010-111-LNG  | Long-Term   | Jamaica                | Excalibur               | Sabine Pass, Louisiana | 2,926,615                   |       |
| 6/18/2021         | Sabine Pass Liquefaction, LLC | Sabine Pass Liquefaction, LLC | 2010-111-LNG  | Long-Term   | Argentina              | Hoegh Galleon           | Sabine Pass, Louisiana | 2,086,721                   | [*]   |
| 6/18/2021         | Sabine Pass Liquefaction, LLC | Sabine Pass Liquefaction, LLC | 2010-111-LNG  | Long-Term   | Brazil                 | Hoegh Galleon           | Sabine Pass, Louisiana | 1,401,518                   | [*]   |
| 6/19/2021         | Sabine Pass Liquefaction, LLC | Sabine Pass Liquefaction, LLC | 2010-111-LNG  | Long-Term   | Brazil                 | Golar Glacier           | Sabine Pass, Louisiana | 3,267,140                   |       |
| 6/20/2021         | Sabine Pass Liquefaction, LLC | Sabine Pass Liquefaction, LLC | 2010-85-LNG   | Long-Term   | South Korea            | Rias Baixas Knutsen     | Sabine Pass, Louisiana | 3,709,509                   |       |
| 6/21/2021         | Sabine Pass Liquefaction, LLC | Sabine Pass Liquefaction, LLC | 2010-85-LNG   | Long-Term   | South Korea            | SM Seahawk              | Sabine Pass, Louisiana | 3,691,443                   |       |
| 6/22/2021         | Sabine Pass Liquefaction, LLC | Sabine Pass Liquefaction, LLC | 2010-85-LNG   | Long-Term   | South Korea            | K Jasmine               | Sabine Pass, Louisiana | 3,064,527                   |       |

[S] Spot – a one-time transaction for near-term delivery of a specific quantity of LNG at a specific location. Prior to 2006, spot cargos could be included in either long-term or short-term authorized types.

[\*] Split cargo – a single shipment of LNG where portions of the cargo have different transactional characteristics. For instance, a single cargo can have more than one buyer, supplier, price, unloading port, loading port, or DOE authorization.

[C] Commissioning cargo – pre-commercial cargo loaded while export facility operations are still undergoing final testing and inspection. Commissioning cargos may occur multiple times for the same facility as individual LNG trains enter service.

[L] Liquefaction fees – liquefaction fees have been included in the cargo's price. Beginning with data for July 2019, all cargo prices include liquefaction fees, which include the full contract sales price under the relevant FOB LNG sale and purchase agreements. See Table 1(f) for a summary price per export facility per month.

Countries of destination are current as of publication date. Any updates to countries of destination reported will be published in the next scheduled LNG Monthly.



## VESSEL-BORNE EXPORTS OF DOMESTICALLY-PRODUCED LIQUEFIED NATURAL GAS (LNG)

Table 2a(i)

| Date of Departure | Name of Exporter              | Supplier                      | Docket Number | Docket Term | Country of Destination | Name of Tanker           | Departure Terminal     | Volume (Mcf of Natural Gas) | Notes |
|-------------------|-------------------------------|-------------------------------|---------------|-------------|------------------------|--------------------------|------------------------|-----------------------------|-------|
| 6/24/2021         | Sabine Pass Liquefaction, LLC | Sabine Pass Liquefaction, LLC | 2010-85-LNG   | Long-Term   | South Korea            | Gaslog Hong Kong         | Sabine Pass, Louisiana | 3,724,717                   |       |
| 6/25/2021         | Sabine Pass Liquefaction, LLC | Sabine Pass Liquefaction, LLC | 2010-111-LNG  | Long-Term   | China                  | Maran Gas Ulysses        | Sabine Pass, Louisiana | 3,540,843                   |       |
| 6/26/2021         | Sabine Pass Liquefaction, LLC | Sabine Pass Liquefaction, LLC | 2010-111-LNG  | Long-Term   | Netherlands            | Arctic Discoverer        | Sabine Pass, Louisiana | 3,029,572                   |       |
| 6/27/2021         | Sabine Pass Liquefaction, LLC | Sabine Pass Liquefaction, LLC | 2010-111-LNG  | Long-Term   | France                 | Amberjack LNG            | Sabine Pass, Louisiana | 3,682,861                   |       |
| 6/28/2021         | Sabine Pass Liquefaction, LLC | Sabine Pass Liquefaction, LLC | 2010-111-LNG  | Long-Term   | Argentina              | Catalunya Spirit         | Sabine Pass, Louisiana | 2,075,334                   | [*]   |
| 6/28/2021         | Sabine Pass Liquefaction, LLC | Sabine Pass Liquefaction, LLC | 2010-111-LNG  | Long-Term   | Brazil                 | Catalunya Spirit         | Sabine Pass, Louisiana | 862,245                     | [*]   |
| 6/29/2021         | Sabine Pass Liquefaction, LLC | Sabine Pass Liquefaction, LLC | 2010-85-LNG   | Long-Term   | South Korea            | Maran Gas Olympias       | Sabine Pass, Louisiana | 3,626,125                   |       |
| 6/30/2021         | Sabine Pass Liquefaction, LLC | Sabine Pass Liquefaction, LLC | 2010-111-LNG  | Long-Term   | Brazil                 | Flex Resolute            | Sabine Pass, Louisiana | 3,701,192                   |       |
| 7/1/2021          | Sabine Pass Liquefaction, LLC | Sabine Pass Liquefaction, LLC | 2010-111-LNG  | Long-Term   | Taiwan                 | Gaslog Georgetown        | Sabine Pass, Louisiana | 3,619,639                   |       |
| 7/2/2021          | Sabine Pass Liquefaction, LLC | Sabine Pass Liquefaction, LLC | 2010-111-LNG  | Long-Term   | Greece                 | Ribera del Duero Knutsen | Sabine Pass, Louisiana | 3,374,285                   |       |
| 7/4/2021          | Sabine Pass Liquefaction, LLC | Sabine Pass Liquefaction, LLC | 2010-85-LNG   | Long-Term   | South Korea            | Adam LNG                 | Sabine Pass, Louisiana | 3,453,805                   |       |
| 7/5/2021          | Sabine Pass Liquefaction, LLC | Sabine Pass Liquefaction, LLC | 2010-111-LNG  | Long-Term   | Italy                  | Vivit Americas Lng       | Sabine Pass, Louisiana | 3,277,105                   |       |
| 7/6/2021          | Sabine Pass Liquefaction, LLC | Sabine Pass Liquefaction, LLC | 2010-85-LNG   | Long-Term   | Chile                  | Minerva Psara            | Sabine Pass, Louisiana | 3,689,515                   |       |
| 7/7/2021          | Sabine Pass Liquefaction, LLC | Sabine Pass Liquefaction, LLC | 2010-85-LNG   | Long-Term   | Chile                  | LNG Adventure            | Sabine Pass, Louisiana | 3,249,571                   |       |
| 7/8/2021          | Sabine Pass Liquefaction, LLC | Sabine Pass Liquefaction, LLC | 2010-85-LNG   | Long-Term   | South Korea            | SM Eagle                 | Sabine Pass, Louisiana | 3,696,653                   |       |
| 7/9/2021          | Sabine Pass Liquefaction, LLC | Sabine Pass Liquefaction, LLC | 2010-111-LNG  | Long-Term   | China                  | Castillo De Merida       | Sabine Pass, Louisiana | 3,800,120                   |       |
| 7/10/2021         | Sabine Pass Liquefaction, LLC | Sabine Pass Liquefaction, LLC | 2010-85-LNG   | Long-Term   | South Korea            | K Mugungwha              | Sabine Pass, Louisiana | 3,199,557                   |       |
| 7/11/2021         | Sabine Pass Liquefaction, LLC | Sabine Pass Liquefaction, LLC | 2010-111-LNG  | Long-Term   | Poland                 | Methane Heather Sally    | Sabine Pass, Louisiana | 3,122,681                   |       |
| 7/12/2021         | Sabine Pass Liquefaction, LLC | Sabine Pass Liquefaction, LLC | 2010-111-LNG  | Long-Term   | Netherlands            | Global Energy            | Sabine Pass, Louisiana | 3,644,895                   |       |
| 7/13/2021         | Sabine Pass Liquefaction, LLC | Sabine Pass Liquefaction, LLC | 2010-111-LNG  | Long-Term   | Greece                 | Gaslog Shanghai          | Sabine Pass, Louisiana | 3,276,233                   |       |
| 7/14/2021         | Sabine Pass Liquefaction, LLC | Sabine Pass Liquefaction, LLC | 2010-111-LNG  | Long-Term   | Spain                  | Methane Lydon Volney     | Sabine Pass, Louisiana | 3,101,244                   |       |
| 7/15/2021         | Sabine Pass Liquefaction, LLC | Sabine Pass Liquefaction, LLC | 2010-111-LNG  | Long-Term   | Italy                  | LNGShips Athena          | Sabine Pass, Louisiana | 3,549,139                   |       |
| 7/16/2021         | Sabine Pass Liquefaction, LLC | Sabine Pass Liquefaction, LLC | 2010-85-LNG   | Long-Term   | Chile                  | Golar Grand              | Sabine Pass, Louisiana | 2,168,914                   | [*]   |
| 7/16/2021         | Sabine Pass Liquefaction, LLC | Sabine Pass Liquefaction, LLC | 2010-85-LNG   | Long-Term   | Mexico                 | Golar Grand              | Sabine Pass, Louisiana | 758,336                     | [*]   |
| 7/17/2021         | Sabine Pass Liquefaction, LLC | Sabine Pass Liquefaction, LLC | 2010-85-LNG   | Long-Term   | South Korea            | Energy Pacific           | Sabine Pass, Louisiana | 3,643,635                   |       |
| 7/18/2021         | Sabine Pass Liquefaction, LLC | Sabine Pass Liquefaction, LLC | 2010-85-LNG   | Long-Term   | South Korea            | Creole Spirit            | Sabine Pass, Louisiana | 3,668,294                   |       |
| 7/19/2021         | Sabine Pass Liquefaction, LLC | Sabine Pass Liquefaction, LLC | 2010-111-LNG  | Long-Term   | China                  | SCF La Prouse            | Sabine Pass, Louisiana | 3,491,948                   |       |
| 7/21/2021         | Sabine Pass Liquefaction, LLC | Sabine Pass Liquefaction, LLC | 2010-111-LNG  | Long-Term   | Spain                  | Castillo De Caldelas     | Sabine Pass, Louisiana | 3,345,263                   |       |
| 7/22/2021         | Sabine Pass Liquefaction, LLC | Sabine Pass Liquefaction, LLC | 2010-85-LNG   | Long-Term   | South Korea            | Hyundai Peacepia         | Sabine Pass, Louisiana | 3,696,914                   |       |
| 7/23/2021         | Sabine Pass Liquefaction, LLC | Sabine Pass Liquefaction, LLC | 2010-111-LNG  | Long-Term   | China                  | Energy Endeavour         | Sabine Pass, Louisiana | 3,664,805                   |       |
| 7/24/2021         | Sabine Pass Liquefaction, LLC | Sabine Pass Liquefaction, LLC | 2010-111-LNG  | Long-Term   | China                  | Maran Gas Achilles       | Sabine Pass, Louisiana | 3,673,962                   |       |
| 7/25/2021         | Sabine Pass Liquefaction, LLC | Sabine Pass Liquefaction, LLC | 2010-111-LNG  | Long-Term   | Brazil                 | Golar Glacier            | Sabine Pass, Louisiana | 3,434,063                   |       |
| 7/26/2021         | Sabine Pass Liquefaction, LLC | Sabine Pass Liquefaction, LLC | 2010-111-LNG  | Long-Term   | Pakistan               | Gaslog Salem             | Sabine Pass, Louisiana | 3,276,270                   |       |
| 7/27/2021         | Sabine Pass Liquefaction, LLC | Sabine Pass Liquefaction, LLC | 2010-111-LNG  | Long-Term   | Lithuania              | Gaslog Westminster       | Sabine Pass, Louisiana | 3,037,473                   |       |
| 7/28/2021         | Sabine Pass Liquefaction, LLC | Sabine Pass Liquefaction, LLC | 2010-111-LNG  | Long-Term   | Netherlands            | Dorado LNG               | Sabine Pass, Louisiana | 3,566,162                   |       |
| 7/30/2021         | Sabine Pass Liquefaction, LLC | Sabine Pass Liquefaction, LLC | 2010-111-LNG  | Long-Term   | China                  | SCF Mitre                | Sabine Pass, Louisiana | 3,611,952                   |       |
| 7/31/2021         | Sabine Pass Liquefaction, LLC | Sabine Pass Liquefaction, LLC | 2010-111-LNG  | Long-Term   | Brazil                 | Celsius Charlotte        | Sabine Pass, Louisiana | 3,655,504                   |       |
| 8/1/2021          | Sabine Pass Liquefaction, LLC | Sabine Pass Liquefaction, LLC | 2010-85-LNG   | Long-Term   | Chile                  | Flex Resolute            | Sabine Pass, Louisiana | 3,708,921                   |       |
| 8/1/2021          | Sabine Pass Liquefaction, LLC | Sabine Pass Liquefaction, LLC | 2010-85-LNG   | Long-Term   | South Korea            | Gaslog Saratoga          | Sabine Pass, Louisiana | 3,287,234                   |       |
| 8/2/2021          | Sabine Pass Liquefaction, LLC | Sabine Pass Liquefaction, LLC | 2010-111-LNG  | Long-Term   | China                  | Maran Gas Alexandria     | Sabine Pass, Louisiana | 3,276,256                   |       |
| 8/3/2021          | Sabine Pass Liquefaction, LLC | Sabine Pass Liquefaction, LLC | 2010-111-LNG  | Long-Term   | India                  | Velikiy Novgorod         | Sabine Pass, Louisiana | 3,298,743                   |       |
| 8/4/2021          | Sabine Pass Liquefaction, LLC | Sabine Pass Liquefaction, LLC | 2010-111-LNG  | Long-Term   | China                  | Global Star              | Sabine Pass, Louisiana | 3,545,840                   |       |
| 8/6/2021          | Sabine Pass Liquefaction, LLC | Sabine Pass Liquefaction, LLC | 2010-111-LNG  | Long-Term   | Greece                 | Ribera del Duero Knutsen | Sabine Pass, Louisiana | 3,607,419                   |       |
| 8/7/2021          | Sabine Pass Liquefaction, LLC | Sabine Pass Liquefaction, LLC | 2010-85-LNG   | Long-Term   | Chile                  | Celsius Canberra         | Sabine Pass, Louisiana | 3,652,877                   |       |
| 8/8/2021          | Sabine Pass Liquefaction, LLC | Sabine Pass Liquefaction, LLC | 2010-85-LNG   | Long-Term   | South Korea            | Hyundai Princepia        | Sabine Pass, Louisiana | 3,692,450                   |       |

[S] Spot – a one-time transaction for near-term delivery of a specific quantity of LNG at a specific location. Prior to 2006, spot cargos could be included in either long-term or short-term authorized types.

[\*] Split cargo – a single shipment of LNG where portions of the cargo have different transactional characteristics. For instance, a single cargo can have more than one buyer, supplier, price, unloading port, loading port, or DOE authorization.

[C] Commissioning cargo – pre-commercial cargo loaded while export facility operations are still undergoing final testing and inspection. Commissioning cargos may occur multiple times for the same facility as individual LNG trains enter service.

[L] Liquefaction fees – liquefaction fees have been included in the cargo's price. Beginning with data for July 2019, all cargo prices include liquefaction fees, which include the full contract sales price under the relevant FOB LNG sale and purchase agreements. See Table 1(f) for a summary price per export facility per month.

Countries of destination are current as of publication date. Any updates to countries of destination reported will be published in the next scheduled LNG Monthly.

## VESSEL-BORNE EXPORTS OF DOMESTICALLY-PRODUCED LIQUEFIED NATURAL GAS (LNG)

Table 2a(i)

| Date of Departure | Name of Exporter              | Supplier                      | Docket Number | Docket Term | Country of Destination | Name of Tanker       | Departure Terminal     | Volume (Mcf of Natural Gas) | Notes |
|-------------------|-------------------------------|-------------------------------|---------------|-------------|------------------------|----------------------|------------------------|-----------------------------|-------|
| 8/9/2021          | Sabine Pass Liquefaction, LLC | Sabine Pass Liquefaction, LLC | 2010-111-LNG  | Long-Term   | Argentina              | Golar Crystal        | Sabine Pass, Louisiana | 2,078,600                   | [*]   |
| 8/9/2021          | Sabine Pass Liquefaction, LLC | Sabine Pass Liquefaction, LLC | 2010-111-LNG  | Long-Term   | Brazil                 | Golar Crystal        | Sabine Pass, Louisiana | 1,198,121                   | [*]   |
| 8/9/2021          | Sabine Pass Liquefaction, LLC | Sabine Pass Liquefaction, LLC | 2010-111-LNG  | Long-Term   | China                  | La Mancha Knutsen    | Sabine Pass, Louisiana | 3,702,654                   |       |
| 8/11/2021         | Sabine Pass Liquefaction, LLC | Sabine Pass Liquefaction, LLC | 2010-111-LNG  | Long-Term   | Brazil                 | Global Energy        | Sabine Pass, Louisiana | 1,702,505                   | [*]   |
| 8/11/2021         | Sabine Pass Liquefaction, LLC | Sabine Pass Liquefaction, LLC | 2010-85-LNG   | Long-Term   | Chile                  | Global Energy        | Sabine Pass, Louisiana | 1,970,982                   | [*]   |
| 8/12/2021         | Sabine Pass Liquefaction, LLC | Sabine Pass Liquefaction, LLC | 2010-111-LNG  | Long-Term   | India                  | Minerva Psara        | Sabine Pass, Louisiana | 3,630,142                   |       |
| 8/13/2021         | Sabine Pass Liquefaction, LLC | Sabine Pass Liquefaction, LLC | 2010-111-LNG  | Long-Term   | Spain                  | Catalunya Spirit     | Sabine Pass, Louisiana | 2,927,549                   |       |
| 8/14/2021         | Sabine Pass Liquefaction, LLC | Sabine Pass Liquefaction, LLC | 2010-111-LNG  | Long-Term   | Jamaica                | Golar Ice            | Sabine Pass, Louisiana | 2,904,401                   |       |
| 8/15/2021         | Sabine Pass Liquefaction, LLC | Sabine Pass Liquefaction, LLC | 2010-111-LNG  | Long-Term   | Brazil                 | LNG Adventure        | Sabine Pass, Louisiana | 3,523,686                   |       |
| 8/16/2021         | Sabine Pass Liquefaction, LLC | Sabine Pass Liquefaction, LLC | 2010-111-LNG  | Long-Term   | Argentina              | Maran Gas Mystras    | Sabine Pass, Louisiana | 2,256,288                   | [*]   |
| 8/16/2021         | Sabine Pass Liquefaction, LLC | Sabine Pass Liquefaction, LLC | 2010-111-LNG  | Long-Term   | Brazil                 | Maran Gas Mystras    | Sabine Pass, Louisiana | 1,155,446                   | [*]   |
| 8/17/2021         | Sabine Pass Liquefaction, LLC | Sabine Pass Liquefaction, LLC | 2010-111-LNG  | Long-Term   | Spain                  | Arctic Discoverer    | Sabine Pass, Louisiana | 2,988,477                   |       |
| 8/19/2021         | Sabine Pass Liquefaction, LLC | Sabine Pass Liquefaction, LLC | 2010-111-LNG  | Long-Term   | China                  | Sevilla Knutsen      | Sabine Pass, Louisiana | 3,638,003                   |       |
| 8/19/2021         | Sabine Pass Liquefaction, LLC | Sabine Pass Liquefaction, LLC | 2010-85-LNG   | Long-Term   | South Korea            | Marvel Swan          | Sabine Pass, Louisiana | 3,318,331                   |       |
| 8/20/2021         | Sabine Pass Liquefaction, LLC | Sabine Pass Liquefaction, LLC | 2010-111-LNG  | Long-Term   | Bangladesh             | Cool Racer           | Sabine Pass, Louisiana | 3,659,748                   |       |
| 8/22/2021         | Sabine Pass Liquefaction, LLC | Sabine Pass Liquefaction, LLC | 2010-85-LNG   | Long-Term   | South Korea            | SM Seahawk           | Sabine Pass, Louisiana | 3,693,418                   |       |
| 8/23/2021         | Sabine Pass Liquefaction, LLC | Sabine Pass Liquefaction, LLC | 2010-85-LNG   | Long-Term   | South Korea            | BW GDF Suez Brussels | Sabine Pass, Louisiana | 3,443,053                   |       |
| 8/24/2021         | Sabine Pass Liquefaction, LLC | Sabine Pass Liquefaction, LLC | 2010-111-LNG  | Long-Term   | Croatia                | SCF Barents          | Sabine Pass, Louisiana | 2,980,356                   |       |
| 8/25/2021         | Sabine Pass Liquefaction, LLC | Sabine Pass Liquefaction, LLC | 2010-111-LNG  | Long-Term   | China                  | LNGShips Athena      | Sabine Pass, Louisiana | 3,433,320                   |       |
| 8/26/2021         | Sabine Pass Liquefaction, LLC | Sabine Pass Liquefaction, LLC | 2010-111-LNG  | Long-Term   | Taiwan                 | Stena Blue Sky       | Sabine Pass, Louisiana | 3,098,556                   |       |
| 8/27/2021         | Sabine Pass Liquefaction, LLC | Sabine Pass Liquefaction, LLC | 2010-111-LNG  | Long-Term   | Taiwan                 | Dorado LNG           | Sabine Pass, Louisiana | 3,629,471                   |       |
| 8/28/2021         | Sabine Pass Liquefaction, LLC | Sabine Pass Liquefaction, LLC | 2010-85-LNG   | Long-Term   | Chile                  | LNGSHIPS Manhattan   | Sabine Pass, Louisiana | 3,602,023                   |       |
| 8/29/2021         | Sabine Pass Liquefaction, LLC | Sabine Pass Liquefaction, LLC | 2010-111-LNG  | Long-Term   | China                  | Golar Snow           | Sabine Pass, Louisiana | 3,277,820                   |       |
| 8/30/2021         | Sabine Pass Liquefaction, LLC | Sabine Pass Liquefaction, LLC | 2010-111-LNG  | Long-Term   | Portugal               | Torben Spirit        | Sabine Pass, Louisiana | 3,441,891                   |       |
| 9/1/2021          | Sabine Pass Liquefaction, LLC | Sabine Pass Liquefaction, LLC | 2010-111-LNG  | Long-Term   | Brazil                 | Diamond Gas Victoria | Sabine Pass, Louisiana | 3,436,316                   |       |
| 9/2/2021          | Sabine Pass Liquefaction, LLC | Sabine Pass Liquefaction, LLC | 2010-111-LNG  | Long-Term   | Lithuania              | Gaslog Westminster   | Sabine Pass, Louisiana | 3,282,139                   |       |
| 9/3/2021          | Sabine Pass Liquefaction, LLC | Sabine Pass Liquefaction, LLC | 2010-111-LNG  | Long-Term   | China                  | Cool Explorer        | Sabine Pass, Louisiana | 3,368,752                   |       |
| 9/4/2021          | Sabine Pass Liquefaction, LLC | Sabine Pass Liquefaction, LLC | 2010-111-LNG  | Long-Term   | Netherlands            | Amberjack LNG        | Sabine Pass, Louisiana | 3,458,228                   |       |
| 9/5/2021          | Sabine Pass Liquefaction, LLC | Sabine Pass Liquefaction, LLC | 2010-111-LNG  | Long-Term   | Japan                  | Diamond Gas Crystal  | Sabine Pass, Louisiana | 248,734                     |       |
| 9/5/2021          | Sabine Pass Liquefaction, LLC | Sabine Pass Liquefaction, LLC | 2010-111-LNG  | Long-Term   | Japan                  | Diamond Gas Crystal  | Sabine Pass, Louisiana | 3,276,617                   |       |
| 9/6/2021          | Sabine Pass Liquefaction, LLC | Sabine Pass Liquefaction, LLC | 2010-111-LNG  | Long-Term   | Spain                  | Flex Aurora          | Sabine Pass, Louisiana | 3,248,858                   |       |
| 9/7/2021          | Sabine Pass Liquefaction, LLC | Sabine Pass Liquefaction, LLC | 2013-121-LNG  | Long-Term   | India                  | Pan Americas         | Sabine Pass, Louisiana | 3,658,608                   |       |
| 9/8/2021          | Sabine Pass Liquefaction, LLC | Sabine Pass Liquefaction, LLC | 2010-85-LNG   | Long-Term   | South Korea            | Flex Artemis         | Sabine Pass, Louisiana | 3,675,121                   |       |
| 9/9/2021          | Sabine Pass Liquefaction, LLC | Sabine Pass Liquefaction, LLC | 2013-121-LNG  | Long-Term   | Spain                  | Flex Vigilant        | Sabine Pass, Louisiana | 3,715,175                   |       |
| 9/10/2021         | Sabine Pass Liquefaction, LLC | Sabine Pass Liquefaction, LLC | 2010-111-LNG  | Long-Term   | France                 | Golar Grand          | Sabine Pass, Louisiana | 2,893,357                   |       |
| 9/11/2021         | Sabine Pass Liquefaction, LLC | Sabine Pass Liquefaction, LLC | 2010-111-LNG  | Long-Term   | Jamaica                | Fuji LNG             | Sabine Pass, Louisiana | 2,930,718                   |       |
| 9/12/2021         | Sabine Pass Liquefaction, LLC | Sabine Pass Liquefaction, LLC | 2013-121-LNG  | Long-Term   | Chile                  | Gaslog Gladstone     | Sabine Pass, Louisiana | 3,579,593                   |       |
| 9/13/2021         | Sabine Pass Liquefaction, LLC | Sabine Pass Liquefaction, LLC | 2013-30-LNG   | Long-Term   | Brazil                 | LNG Adventure        | Sabine Pass, Louisiana | 3,643,244                   |       |
| 9/15/2021         | Sabine Pass Liquefaction, LLC | Sabine Pass Liquefaction, LLC | 2013-121-LNG  | Long-Term   | Pakistan               | Seri Balhaf          | Sabine Pass, Louisiana | 2,780,300                   | [*]   |
| 9/15/2021         | Sabine Pass Liquefaction, LLC | Sabine Pass Liquefaction, LLC | 2013-121-LNG  | Long-Term   | Turkey                 | Seri Balhaf          | Sabine Pass, Louisiana | 498,060                     | [*]   |
| 9/16/2021         | Sabine Pass Liquefaction, LLC | Sabine Pass Liquefaction, LLC | 2013-121-LNG  | Long-Term   | South Korea            | SM Eagle             | Sabine Pass, Louisiana | 3,699,803                   |       |
| 9/17/2021         | Sabine Pass Liquefaction, LLC | Sabine Pass Liquefaction, LLC | 2013-121-LNG  | Long-Term   | United Kingdom         | Methane Lydon Volney | Sabine Pass, Louisiana | 3,099,112                   |       |
| 9/18/2021         | Sabine Pass Liquefaction, LLC | Sabine Pass Liquefaction, LLC | 2013-121-LNG  | Short-Term  | Netherlands            | Gaslog Georgetown    | Sabine Pass, Louisiana | 3,677,705                   |       |
| 9/18/2021         | Sabine Pass Liquefaction, LLC | Sabine Pass Liquefaction, LLC | 2013-121-LNG  | Long-Term   | Turkey                 | ARISTARCHOS          | Sabine Pass, Louisiana | 3,714,249                   |       |
| 9/19/2021         | Sabine Pass Liquefaction, LLC | Sabine Pass Liquefaction, LLC | 2013-121-LNG  | Long-Term   | China                  | Valencia Knutsen     | Sabine Pass, Louisiana | 3,687,955                   |       |

[S] Spot – a one-time transaction for near-term delivery of a specific quantity of LNG at a specific location. Prior to 2006, spot cargos could be included in either long-term or short-term authorized types.

[\*] Split cargo – a single shipment of LNG where portions of the cargo have different transactional characteristics. For instance, a single cargo can have more than one buyer, supplier, price, unloading port, loading port, or DOE authorization.

[C] Commissioning cargo – pre-commercial cargo loaded while export facility operations are still undergoing final testing and inspection. Commissioning cargos may occur multiple times for the same facility as individual LNG trains enter service.

[L] Liquefaction fees – liquefaction fees have been included in the cargo's price. Beginning with data for July 2019, all cargo prices include liquefaction fees, which include the full contract sales price under the relevant FOB LNG sale and purchase agreements. See Table 1(f) for a summary price per export facility per month.

Countries of destination are current as of publication date. Any updates to countries of destination reported will be published in the next scheduled LNG Monthly.



## VESSEL-BORNE EXPORTS OF DOMESTICALLY-PRODUCED LIQUEFIED NATURAL GAS (LNG)

Table 2a(i)

| Date of Departure                            | Name of Exporter              | Supplier                      | Docket Number | Docket Term | Country of Destination | Name of Tanker         | Departure Terminal     | Volume (Mcf of Natural Gas) | Notes |
|----------------------------------------------|-------------------------------|-------------------------------|---------------|-------------|------------------------|------------------------|------------------------|-----------------------------|-------|
| 9/20/2021                                    | Sabine Pass Liquefaction, LLC | Sabine Pass Liquefaction, LLC | 2013-121-LNG  | Long-Term   | China                  | Flex Resolute          | Sabine Pass, Louisiana | 3,307,921                   |       |
| 9/21/2021                                    | Sabine Pass Liquefaction, LLC | Sabine Pass Liquefaction, LLC | 2013-121-LNG  | Long-Term   | South Korea            | Hyundai Peacepia       | Sabine Pass, Louisiana | 3,686,687                   |       |
| 9/22/2021                                    | Sabine Pass Liquefaction, LLC | Sabine Pass Liquefaction, LLC | 2013-121-LNG  | Long-Term   | Bangladesh             | Golar Crystal          | Sabine Pass, Louisiana | 3,276,114                   |       |
| 9/23/2021                                    | Sabine Pass Liquefaction, LLC | Sabine Pass Liquefaction, LLC | 2013-121-LNG  | Long-Term   | Taiwan                 | Methane Jane Elizabeth | Sabine Pass, Louisiana | 2,785,689                   |       |
| 9/24/2021                                    | Sabine Pass Liquefaction, LLC | Sabine Pass Liquefaction, LLC | 2013-121-LNG  | Long-Term   | Turkey                 | Maran Gas Pericles     | Sabine Pass, Louisiana | 3,667,238                   |       |
| 9/25/2021                                    | Sabine Pass Liquefaction, LLC | Sabine Pass Liquefaction, LLC | 2013-30-LNG   | Long-Term   | Spain                  | Qogir                  | Sabine Pass, Louisiana | 3,664,322                   |       |
| 9/26/2021                                    | Sabine Pass Liquefaction, LLC | Sabine Pass Liquefaction, LLC | 2010-111-LNG  | Long-Term   | China                  | Gaslog Salem           | Sabine Pass, Louisiana | 3,274,135                   |       |
| 9/28/2021                                    | Sabine Pass Liquefaction, LLC | Sabine Pass Liquefaction, LLC | 2013-121-LNG  | Long-Term   | Turkey                 | Gaslog Galveston       | Sabine Pass, Louisiana | 3,671,087                   |       |
| 9/29/2021                                    | Sabine Pass Liquefaction, LLC | Sabine Pass Liquefaction, LLC | 2013-42-LNG   | Long-Term   | Brazil                 | Trinity Arrow          | Sabine Pass, Louisiana | 3,087,319                   |       |
| 9/30/2021                                    | Sabine Pass Liquefaction, LLC | Sabine Pass Liquefaction, LLC | 2013-121-LNG  | Long-Term   | China                  | Pan Asia               | Sabine Pass, Louisiana | 3,622,085                   |       |
| <b>TOTAL Exports of LNG from Sabine Pass</b> |                               |                               |               |             |                        |                        |                        | <b>806,133,460</b>          |       |

[S] **Spot** – a one-time transaction for near-term delivery of a specific quantity of LNG at a specific location. Prior to 2006, spot cargos could be included in either long-term or short-term authorized types.

[\*] **Split cargo** – a single shipment of LNG where portions of the cargo have different transactional characteristics. For instance, a single cargo can have more than one buyer, supplier, price, unloading port, loading port, or DOE authorization.

[C] **Commissioning cargo** – pre-commercial cargo loaded while export facility operations are still undergoing final testing and inspection. Commissioning cargos may occur multiple times for the same facility as individual LNG trains enter service.

[L] **Liquefaction fees** – liquefaction fees have been included in the cargo's price. Beginning with data for July 2019, all cargo prices include liquefaction fees, which include the full contract sales price under the relevant FOB LNG sale and purchase agreements. See Table 1(f) for a summary price per export facility per month.

Countries of destination are current as of publication date. Any updates to countries of destination reported will be published in the next scheduled *LNG Monthly*.

## VESSEL-BORNE EXPORTS OF DOMESTICALLY-PRODUCED LIQUEFIED NATURAL GAS (LNG)

Table 2a(ii)

| Date of Departure | Name of Exporter   | Supplier                  | Docket Number | Docket Term | Country of Destination | Name of Tanker      | Departure Terminal   | Volume (Mcf of Natural Gas) | Notes |
|-------------------|--------------------|---------------------------|---------------|-------------|------------------------|---------------------|----------------------|-----------------------------|-------|
| 1/3/2021          | Cove Point LNG, LP | ST Cove Point LLC         | 2011-115-LNG  | Long-Term   | South Korea            | Energy Universe     | Cove Point, Maryland | 3,457,263                   |       |
| 1/8/2021          | Cove Point LNG, LP | GAIL Global (USA) LNG LLC | 2011-128-LNG  | Long-Term   | Turkey                 | Gaslog Salem        | Cove Point, Maryland | 3,229,673                   |       |
| 1/14/2021         | Cove Point LNG, LP | GAIL Global (USA) LNG LLC | 2011-128-LNG  | Long-Term   | Pakistan               | Maran Gas Sparta    | Cove Point, Maryland | 359,150                     | [*]   |
| 1/14/2021         | Cove Point LNG, LP | GAIL Global (USA) LNG LLC | 2011-128-LNG  | Long-Term   | Turkey                 | Maran Gas Sparta    | Cove Point, Maryland | 2,995,495                   | [*]   |
| 1/17/2021         | Cove Point LNG, LP | ST Cove Point LLC         | 2011-128-LNG  | Long-Term   | China                  | LNG Fukurokuju      | Cove Point, Maryland | 3,462,860                   |       |
| 1/23/2021         | Cove Point LNG, LP | GAIL Global (USA) LNG LLC | 2011-128-LNG  | Long-Term   | India                  | Meridian Spirit     | Cove Point, Maryland | 3,468,644                   |       |
| 1/28/2021         | Cove Point LNG, LP | ST Cove Point LLC         | 2011-128-LNG  | Long-Term   | United Kingdom         | Energy Innovator    | Cove Point, Maryland | 3,435,412                   |       |
| 2/3/2021          | Cove Point LNG, LP | GAIL Global (USA) LNG LLC | 2011-128-LNG  | Long-Term   | United Kingdom         | Marvel Pelican      | Cove Point, Maryland | 3,263,448                   |       |
| 2/5/2021          | Cove Point LNG, LP | ST Cove Point LLC         | 2011-128-LNG  | Long-Term   | Japan                  | LNG Sakura          | Cove Point, Maryland | 3,737,170                   |       |
| 2/13/2021         | Cove Point LNG, LP | GAIL Global (USA) LNG LLC | 2011-115-LNG  | Long-Term   | Mexico                 | BW Magnolia         | Cove Point, Maryland | 3,378,340                   |       |
| 2/21/2021         | Cove Point LNG, LP | ST Cove Point LLC         | 2011-115-LNG  | Long-Term   | South Korea            | Energy Liberty      | Cove Point, Maryland | 3,465,196                   |       |
| 2/24/2021         | Cove Point LNG, LP | GAIL Global (USA) LNG LLC | 2011-128-LNG  | Long-Term   | Netherlands            | BW Paris            | Cove Point, Maryland | 3,390,841                   |       |
| 3/1/2021          | Cove Point LNG, LP | ST Cove Point LLC         | 2011-128-LNG  | Long-Term   | United Kingdom         | Energy Innovator    | Cove Point, Maryland | 3,422,703                   |       |
| 3/3/2021          | Cove Point LNG, LP | GAIL Global (USA) LNG LLC | 2011-128-LNG  | Long-Term   | Brazil                 | Gaslog Shanghai     | Cove Point, Maryland | 3,196,244                   |       |
| 3/11/2021         | Cove Point LNG, LP | ST Cove Point LLC         | 2011-128-LNG  | Long-Term   | Japan                  | Energy Universe     | Cove Point, Maryland | 3,464,452                   |       |
| 3/14/2021         | Cove Point LNG, LP | GAIL Global (USA) LNG LLC | 2011-128-LNG  | Long-Term   | France                 | British Sapphire    | Cove Point, Maryland | 3,201,771                   |       |
| 3/21/2021         | Cove Point LNG, LP | ST Cove Point LLC         | 2011-128-LNG  | Long-Term   | France                 | SCF La Perouse      | Cove Point, Maryland | 3,485,336                   |       |
| 3/24/2021         | Cove Point LNG, LP | GAIL Global (USA) LNG LLC | 2011-128-LNG  | Long-Term   | Kuwait                 | Gail Bhuwan         | Cove Point, Maryland | 3,821,215                   |       |
| 3/31/2021         | Cove Point LNG, LP | ST Cove Point LLC         | 2011-128-LNG  | Long-Term   | China                  | Energy Innovator    | Cove Point, Maryland | 3,451,118                   |       |
| 4/3/2021          | Cove Point LNG, LP | GAIL Global (USA) LNG LLC | 2011-128-LNG  | Long-Term   | Italy                  | Seri Balhaf         | Cove Point, Maryland | 3,213,293                   |       |
| 4/12/2021         | Cove Point LNG, LP | GAIL Global (USA) LNG LLC | 2011-128-LNG  | Long-Term   | United Kingdom         | Marvel Pelican      | Cove Point, Maryland | 3,257,001                   |       |
| 4/14/2021         | Cove Point LNG, LP | ST Cove Point LLC         | 2011-128-LNG  | Long-Term   | Spain                  | Rias Baixas Knutsen | Cove Point, Maryland | 3,750,097                   |       |
| 4/22/2021         | Cove Point LNG, LP | GAIL Global (USA) LNG LLC | 2011-128-LNG  | Long-Term   | France                 | BW Paris            | Cove Point, Maryland | 3,400,432                   |       |
| 4/26/2021         | Cove Point LNG, LP | ST Cove Point LLC         | 2011-128-LNG  | Long-Term   | United Kingdom         | Gaslog Windsor      | Cove Point, Maryland | 3,494,345                   |       |
| 5/2/2021          | Cove Point LNG, LP | GAIL Global (USA) LNG LLC | 2011-128-LNG  | Long-Term   | Spain                  | British Contributor | Cove Point, Maryland | 3,426,091                   |       |
| 5/8/2021          | Cove Point LNG, LP | ST Cove Point LLC         | 2011-128-LNG  | Long-Term   | Japan                  | BW Pavilion Aranda  | Cove Point, Maryland | 3,477,399                   |       |
| 5/10/2021         | Cove Point LNG, LP | GAIL Global (USA) LNG LLC | 2011-128-LNG  | Long-Term   | China                  | Seri Balqis         | Cove Point, Maryland | 3,218,102                   |       |
| 5/14/2021         | Cove Point LNG, LP | ST Cove Point LLC         | 2011-128-LNG  | Long-Term   | Spain                  | Singapore Energy    | Cove Point, Maryland | 1,807,497                   |       |
| 5/19/2021         | Cove Point LNG, LP | ST Cove Point LLC         | 2011-115-LNG  | Long-Term   | South Korea            | Wilpride            | Cove Point, Maryland | 3,283,154                   |       |
| 5/25/2021         | Cove Point LNG, LP | GAIL Global (USA) LNG LLC | 2011-128-LNG  | Long-Term   | India                  | Gail Bhuwan         | Cove Point, Maryland | 3,702,597                   |       |
| 5/29/2021         | Cove Point LNG, LP | ST Cove Point LLC         | 2011-115-LNG  | Long-Term   | South Korea            | Arwa Spirit         | Cove Point, Maryland | 3,473,941                   |       |
| 6/2/2021          | Cove Point LNG, LP | GAIL Global (USA) LNG LLC | 2011-128-LNG  | Long-Term   | Argentina              | Gaslog Shanghai     | Cove Point, Maryland | 2,218,608                   | [*]   |
| 6/2/2021          | Cove Point LNG, LP | GAIL Global (USA) LNG LLC | 2011-128-LNG  | Long-Term   | Brazil                 | Gaslog Shanghai     | Cove Point, Maryland | 1,034,744                   | [*]   |
| 6/10/2021         | Cove Point LNG, LP | ST Cove Point LLC         | 2011-128-LNG  | Long-Term   | Poland                 | Gaslog Windsor      | Cove Point, Maryland | 3,492,600                   |       |
| 6/13/2021         | Cove Point LNG, LP | GAIL Global (USA) LNG LLC | 2011-128-LNG  | Long-Term   | Japan                  | Golar Kelvin        | Cove Point, Maryland | 3,415,452                   |       |
| 6/15/2021         | Cove Point LNG, LP | ST Cove Point LLC         | 2011-128-LNG  | Long-Term   | Portugal               | Singapore Energy    | Cove Point, Maryland | 1,835,599                   |       |
| 6/23/2021         | Cove Point LNG, LP | ST Cove Point LLC         | 2011-128-LNG  | Long-Term   | Japan                  | LNG Sakura          | Cove Point, Maryland | 3,743,897                   |       |
| 6/24/2021         | Cove Point LNG, LP | GAIL Global (USA) LNG LLC | 2011-115-LNG  | Long-Term   | South Korea            | Energy Atlantic     | Cove Point, Maryland | 3,316,870                   |       |
| 7/2/2021          | Cove Point LNG, LP | GAIL Global (USA) LNG LLC | 2011-128-LNG  | Long-Term   | Brazil                 | British Listener    | Cove Point, Maryland | 3,302,434                   |       |
| 7/5/2021          | Cove Point LNG, LP | ST Cove Point LLC         | 2011-128-LNG  | Long-Term   | China                  | Energy Innovator    | Cove Point, Maryland | 3,435,265                   |       |
| 7/13/2021         | Cove Point LNG, LP | ST Cove Point LLC         | 2011-128-LNG  | Long-Term   | Poland                 | Gaslog Windsor      | Cove Point, Maryland | 3,496,790                   |       |
| 7/16/2021         | Cove Point LNG, LP | GAIL Global (USA) LNG LLC | 2011-128-LNG  | Long-Term   | China                  | Gaslog Chelsea      | Cove Point, Maryland | 3,188,338                   |       |
| 7/17/2021         | Cove Point LNG, LP | ST Cove Point LLC         | 2011-128-LNG  | Long-Term   | Spain                  | Singapore Energy    | Cove Point, Maryland | 2,183,814                   |       |

[S] Spot – a one-time transaction for near-term delivery of a specific quantity of LNG at a specific location. Prior to 2006, spot cargos could be included in either long-term or short-term authorized types.

[\*] Split cargo – a single shipment of LNG where portions of the cargo have different transactional characteristics. For instance, a single cargo can have more than one buyer, supplier, price, unloading port, loading port, or DOE authorization.

[C] Commissioning cargo – pre-commercial cargo loaded while export facility operations are still undergoing final testing and inspection. Commissioning cargos may occur multiple times for the same facility as individual LNG trains enter service.

[L] Liquefaction fees – liquefaction fees have been included in the cargo prices for all months. See Table 1(f) for a summary price per export facility per month.

Countries of destination are current as of publication date. Any updates to countries of destination reported will be published in the next scheduled *LNG Monthly*.

### VESSEL-BORNE EXPORTS OF DOMESTICALLY-PRODUCED LIQUEFIED NATURAL GAS (LNG)

Table 2a(ii)

| Date of Departure                           | Name of Exporter   | Supplier                  | Docket Number | Docket Term | Country of Destination | Name of Tanker      | Departure Terminal   | Volume (Mcf of Natural Gas) | Notes |
|---------------------------------------------|--------------------|---------------------------|---------------|-------------|------------------------|---------------------|----------------------|-----------------------------|-------|
| 7/24/2021                                   | Cove Point LNG, LP | GAIL Global (USA) LNG LLC | 2011-128-LNG  | Long-Term   | India                  | Gail Bhuwan         | Cove Point, Maryland | 3,787,383                   |       |
| 7/28/2021                                   | Cove Point LNG, LP | ST Cove Point LLC         | 2011-115-LNG  | Long-Term   | South Korea            | Maran Gas Vergina   | Cove Point, Maryland | 3,642,394                   |       |
| 8/5/2021                                    | Cove Point LNG, LP | GAIL Global (USA) LNG LLC | 2011-128-LNG  | Long-Term   | Argentina              | Wilforce            | Cove Point, Maryland | 3,291,672                   |       |
| 8/6/2021                                    | Cove Point LNG, LP | ST Cove Point LLC         | 2011-128-LNG  | Long-Term   | Spain                  | LNG Fukurokuju      | Cove Point, Maryland | 3,376,945                   |       |
| 8/16/2021                                   | Cove Point LNG, LP | GAIL Global (USA) LNG LLC | 2011-128-LNG  | Long-Term   | Pakistan               | Seri Balqis         | Cove Point, Maryland | 3,319,020                   |       |
| 8/18/2021                                   | Cove Point LNG, LP | ST Cove Point LLC         | 2011-128-LNG  | Long-Term   | Japan                  | Gaslog Windsor      | Cove Point, Maryland | 3,483,940                   |       |
| 8/23/2021                                   | Cove Point LNG, LP | ST Cove Point LLC         | 2011-128-LNG  | Long-Term   | Lithuania              | Madrid Spirit       | Cove Point, Maryland | 1,676,650                   |       |
| 8/26/2021                                   | Cove Point LNG, LP | GAIL Global (USA) LNG LLC | 2011-128-LNG  | Long-Term   | China                  | Grace Dahlia        | Cove Point, Maryland | 3,429,420                   |       |
| 8/31/2021                                   | Cove Point LNG, LP | ST Cove Point LLC         | 2011-128-LNG  | Long-Term   | Spain                  | Rias Baixas Knutsen | Cove Point, Maryland | 3,761,365                   |       |
| 9/5/2021                                    | Cove Point LNG, LP | GAIL Global (USA) LNG LLC | 2011-128-LNG  | Long-Term   | India                  | Celsius Copenhagen  | Cove Point, Maryland | 3,202,309                   |       |
| 9/13/2021                                   | Cove Point LNG, LP | ST Cove Point LLC         | 2011-128-LNG  | Long-Term   | India                  | LNG Fukurokuju      | Cove Point, Maryland | 3,398,579                   |       |
| 9/17/2021                                   | Cove Point LNG, LP | GAIL Global (USA) LNG LLC | 2011-128-LNG  | Long-Term   | India                  | Gail Bhuwan         | Cove Point, Maryland | 3,790,298                   |       |
| 9/19/2021                                   | Cove Point LNG, LP | ST Cove Point LLC         | 2011-128-LNG  | Long-Term   | Greece                 | Vivit Americas Lng  | Cove Point, Maryland | 799,125                     | [*]   |
| 9/19/2021                                   | Cove Point LNG, LP | ST Cove Point LLC         | 2011-128-LNG  | Long-Term   | Turkey                 | Vivit Americas Lng  | Cove Point, Maryland | 2,545,106                   | [*]   |
| <b>TOTAL Exports of LNG from Cove Point</b> |                    |                           |               |             |                        |                     |                      | <b>165,854,456</b>          |       |

[S] **Spot** – a one-time transaction for near-term delivery of a specific quantity of LNG at a specific location. Prior to 2006, spot cargos could be included in either long-term or short-term authorized types.

[\*] **Split cargo** – a single shipment of LNG where portions of the cargo have different transactional characteristics. For instance, a single cargo can have more than one buyer, supplier, price, unloading port, loading port, or DOE authorization.

[C] **Commissioning cargo** – pre-commercial cargo loaded while export facility operations are still undergoing final testing and inspection. Commissioning cargos may occur multiple times for the same facility as individual LNG trains enter service.

[L] **Liquefaction fees** – liquefaction fees have been included in the cargo prices for all months. See Table 1(f) for a summary price per export facility per month.

Countries of destination are current as of publication date. Any updates to countries of destination reported will be published in the next scheduled *LNG Monthly*.



## VESSEL-BORNE EXPORTS OF DOMESTICALLY-PRODUCED LIQUEFIED NATURAL GAS (LNG)

Table 2a(iii)

| Date of Departure | Name of Exporter                                             | Supplier                         | Docket Number | Docket Term | Country of Destination | Name of Tanker      | Departure Terminal    | Volume (Mcf of Natural Gas) | Notes |
|-------------------|--------------------------------------------------------------|----------------------------------|---------------|-------------|------------------------|---------------------|-----------------------|-----------------------------|-------|
| 1/2/2021          | Cheniere Marketing, LLC and Corpus Christi Liquefaction, LLC | Corpus Christi Liquefaction, LLC | 2012-99-LNG   | Long-Term   | South Korea            | Cool Discoverer     | Corpus Christi, Texas | 3,668,758                   |       |
| 1/3/2021          | Cheniere Marketing, LLC and Corpus Christi Liquefaction, LLC | Corpus Christi Liquefaction, LLC | 2012-99-LNG   | Long-Term   | South Korea            | Adriano Knutsen     | Corpus Christi, Texas | 3,707,091                   |       |
| 1/5/2021          | Cheniere Marketing, LLC and Corpus Christi Liquefaction, LLC | Corpus Christi Liquefaction, LLC | 2012-97-LNG   | Long-Term   | China                  | BW Pavilion Vanda   | Corpus Christi, Texas | 3,407,830                   |       |
| 1/7/2021          | Cheniere Marketing, LLC and Corpus Christi Liquefaction, LLC | Corpus Christi Liquefaction, LLC | 2012-99-LNG   | Long-Term   | South Korea            | Gaslog Warsaw       | Corpus Christi, Texas | 3,753,430                   |       |
| 1/9/2021          | Cheniere Marketing, LLC and Corpus Christi Liquefaction, LLC | Corpus Christi Liquefaction, LLC | 2012-99-LNG   | Long-Term   | South Korea            | Torben Spirit       | Corpus Christi, Texas | 3,265,112                   |       |
| 1/13/2021         | Cheniere Marketing, LLC and Corpus Christi Liquefaction, LLC | Corpus Christi Liquefaction, LLC | 2012-97-LNG   | Long-Term   | China                  | Amberjack LNG       | Corpus Christi, Texas | 3,680,827                   |       |
| 1/14/2021         | Cheniere Marketing, LLC and Corpus Christi Liquefaction, LLC | Corpus Christi Liquefaction, LLC | 2012-97-LNG   | Long-Term   | Japan                  | Flex Ranger         | Corpus Christi, Texas | 3,664,911                   |       |
| 1/16/2021         | Cheniere Marketing, LLC and Corpus Christi Liquefaction, LLC | Corpus Christi Liquefaction, LLC | 2012-97-LNG   | Long-Term   | United Kingdom         | Gaslog Georgetown   | Corpus Christi, Texas | 3,694,756                   |       |
| 1/19/2021         | Cheniere Marketing, LLC and Corpus Christi Liquefaction, LLC | Corpus Christi Liquefaction, LLC | 2012-99-LNG   | Long-Term   | South Korea            | Point Fortin        | Corpus Christi, Texas | 3,211,763                   |       |
| 1/20/2021         | Cheniere Marketing, LLC and Corpus Christi Liquefaction, LLC | Corpus Christi Liquefaction, LLC | 2012-97-LNG   | Long-Term   | Spain                  | Traiano Knutsen     | Corpus Christi, Texas | 3,717,744                   |       |
| 1/22/2021         | Cheniere Marketing, LLC and Corpus Christi Liquefaction, LLC | Corpus Christi Liquefaction, LLC | 2012-97-LNG   | Long-Term   | Brazil                 | Maria Energy        | Corpus Christi, Texas | 3,687,490                   |       |
| 1/24/2021         | Cheniere Marketing, LLC and Corpus Christi Liquefaction, LLC | Corpus Christi Liquefaction, LLC | 2012-97-LNG   | Long-Term   | Japan                  | Bushu Maru          | Corpus Christi, Texas | 3,826,282                   |       |
| 1/26/2021         | Cheniere Marketing, LLC and Corpus Christi Liquefaction, LLC | Corpus Christi Liquefaction, LLC | 2012-97-LNG   | Long-Term   | Turkey                 | Megara              | Corpus Christi, Texas | 3,382,353                   |       |
| 1/27/2021         | Cheniere Marketing, LLC and Corpus Christi Liquefaction, LLC | Corpus Christi Liquefaction, LLC | 2012-97-LNG   | Long-Term   | Pakistan               | Gaslog Santiago     | Corpus Christi, Texas | 3,323,146                   |       |
| 1/29/2021         | Cheniere Marketing, LLC and Corpus Christi Liquefaction, LLC | Corpus Christi Liquefaction, LLC | 2012-97-LNG   | Long-Term   | Taiwan                 | Energy Pacific      | Corpus Christi, Texas | 3,536,265                   |       |
| 1/31/2021         | Cheniere Marketing, LLC and Corpus Christi Liquefaction, LLC | Corpus Christi Liquefaction, LLC | 2012-97-LNG   | Long-Term   | Brazil                 | Bonito LNG          | Corpus Christi, Texas | 3,688,217                   |       |
| 2/1/2021          | Cheniere Marketing, LLC and Corpus Christi Liquefaction, LLC | Corpus Christi Liquefaction, LLC | 2012-97-LNG   | Long-Term   | Netherlands            | Hoegh Galleon       | Corpus Christi, Texas | 3,588,489                   |       |
| 2/4/2021          | Cheniere Marketing, LLC and Corpus Christi Liquefaction, LLC | Corpus Christi Liquefaction, LLC | 2012-99-LNG   | Long-Term   | Chile                  | Castillo De Merida  | Corpus Christi, Texas | 3,109,739                   |       |
| 2/5/2021          | Cheniere Marketing, LLC and Corpus Christi Liquefaction, LLC | Corpus Christi Liquefaction, LLC | 2012-97-LNG   | Long-Term   | Turkey                 | Maran Gas Apollonia | Corpus Christi, Texas | 180,246                     |       |
| 2/5/2021          | Cheniere Marketing, LLC and Corpus Christi Liquefaction, LLC | Corpus Christi Liquefaction, LLC | 2012-97-LNG   | Long-Term   | Turkey                 | Maran Gas Apollonia | Corpus Christi, Texas | 3,269,256                   |       |
| 2/7/2021          | Cheniere Marketing, LLC and Corpus Christi Liquefaction, LLC | Corpus Christi Liquefaction, LLC | 2012-99-LNG   | Long-Term   | Chile                  | Golar Penguin       | Corpus Christi, Texas | 3,414,560                   |       |
| 2/10/2021         | Cheniere Marketing, LLC and Corpus Christi Liquefaction, LLC | Corpus Christi Liquefaction, LLC | 2012-97-LNG   | Long-Term   | Brazil                 | Energy Endeavour    | Corpus Christi, Texas | 3,670,477                   |       |
| 2/11/2021         | Cheniere Marketing, LLC and Corpus Christi Liquefaction, LLC | Corpus Christi Liquefaction, LLC | 2012-97-LNG   | Long-Term   | China                  | Maran Gas Delphi    | Corpus Christi, Texas | 3,414,945                   |       |
| 2/13/2021         | Cheniere Marketing, LLC and Corpus Christi Liquefaction, LLC | Corpus Christi Liquefaction, LLC | 2012-99-LNG   | Long-Term   | Dominican Republic     | La Seine            | Corpus Christi, Texas | 2,799,367                   |       |
| 2/23/2021         | Cheniere Marketing, LLC and Corpus Christi Liquefaction, LLC | Corpus Christi Liquefaction, LLC | 2012-97-LNG   | Long-Term   | United Kingdom         | Seri Balhaf         | Corpus Christi, Texas | 3,261,773                   |       |

[S] Spot – a one-time transaction for near-term delivery of a specific quantity of LNG at a specific location. Prior to 2006, spot cargos could be included in either long-term or short-term authorized types.

[\*] Split cargo – a single shipment of LNG where portions of the cargo have different transactional characteristics. For instance, a single cargo can have more than one buyer, supplier, price, unloading port, loading port, or DOE authorization.

[C] Commissioning cargo – pre-commercial cargo loaded while export facility operations are still undergoing final testing and inspection. Commissioning cargos may occur multiple times for the same facility as individual LNG trains enter service.

[L] Liquefaction fees – liquefaction fees have been included in the cargo's price. Beginning with data for July 2019, all cargo prices include liquefaction fees, which include the full contract sales price under the relevant FOB LNG sale and purchase agreements. See Table 1(f) for a summary price per export facility per month.

Countries of destination are current as of publication date. Any updates to countries of destination reported will be published in the next scheduled *LNG Monthly*.



## VESSEL-BORNE EXPORTS OF DOMESTICALLY-PRODUCED LIQUEFIED NATURAL GAS (LNG)

Table 2a(iii)

| Date of Departure | Name of Exporter                                             | Supplier                         | Docket Number | Docket Term | Country of Destination | Name of Tanker           | Departure Terminal    | Volume (Mcf of Natural Gas) | Notes |
|-------------------|--------------------------------------------------------------|----------------------------------|---------------|-------------|------------------------|--------------------------|-----------------------|-----------------------------|-------|
| 2/27/2021         | Cheniere Marketing, LLC and Corpus Christi Liquefaction, LLC | Corpus Christi Liquefaction, LLC | 2012-97-LNG   | Long-Term   | Netherlands            | Golar Kelvin             | Corpus Christi, Texas | 3,261,366                   |       |
| 2/28/2021         | Cheniere Marketing, LLC and Corpus Christi Liquefaction, LLC | Corpus Christi Liquefaction, LLC | 2012-97-LNG   | Long-Term   | Portugal               | Golar Ice                | Corpus Christi, Texas | 3,359,970                   |       |
| 3/1/2021          | Cheniere Marketing, LLC and Corpus Christi Liquefaction, LLC | Corpus Christi Liquefaction, LLC | 2012-97-LNG   | Long-Term   | Taiwan                 | BW GDF Suez Boston       | Corpus Christi, Texas | 2,892,056                   |       |
| 3/3/2021          | Cheniere Marketing, LLC and Corpus Christi Liquefaction, LLC | Corpus Christi Liquefaction, LLC | 2012-99-LNG   | Long-Term   | South Korea            | Aristos I                | Corpus Christi, Texas | 3,683,461                   |       |
| 3/4/2021          | Cheniere Marketing, LLC and Corpus Christi Liquefaction, LLC | Corpus Christi Liquefaction, LLC | 2012-97-LNG   | Long-Term   | France                 | Elisa Larus              | Corpus Christi, Texas | 3,669,424                   |       |
| 3/5/2021          | Cheniere Marketing, LLC and Corpus Christi Liquefaction, LLC | Corpus Christi Liquefaction, LLC | 2012-99-LNG   | Long-Term   | South Korea            | SM Eagle                 | Corpus Christi, Texas | 3,669,335                   |       |
| 3/6/2021          | Cheniere Marketing, LLC and Corpus Christi Liquefaction, LLC | Corpus Christi Liquefaction, LLC | 2012-97-LNG   | Long-Term   | France                 | Maran Gas Alexandria     | Corpus Christi, Texas | 3,186,473                   |       |
| 3/9/2021          | Cheniere Marketing, LLC and Corpus Christi Liquefaction, LLC | Corpus Christi Liquefaction, LLC | 2012-97-LNG   | Long-Term   | Lithuania              | Cool Runner              | Corpus Christi, Texas | 3,228,473                   |       |
| 3/11/2021         | Cheniere Marketing, LLC and Corpus Christi Liquefaction, LLC | Corpus Christi Liquefaction, LLC | 2012-99-LNG   | Long-Term   | Singapore              | Wilpride                 | Corpus Christi, Texas | 3,303,265                   |       |
| 3/13/2021         | Cheniere Marketing, LLC and Corpus Christi Liquefaction, LLC | Corpus Christi Liquefaction, LLC | 2012-97-LNG   | Long-Term   | India                  | Castillo De Merida       | Corpus Christi, Texas | 3,402,398                   |       |
| 3/17/2021         | Cheniere Marketing, LLC and Corpus Christi Liquefaction, LLC | Corpus Christi Liquefaction, LLC | 2012-97-LNG   | Long-Term   | Netherlands            | Rias Baixas Knutsen      | Corpus Christi, Texas | 296,331                     |       |
| 3/17/2021         | Cheniere Marketing, LLC and Corpus Christi Liquefaction, LLC | Corpus Christi Liquefaction, LLC | 2012-97-LNG   | Long-Term   | Netherlands            | Rias Baixas Knutsen      | Corpus Christi, Texas | 3,512,811                   |       |
| 3/19/2021         | Cheniere Marketing, LLC and Corpus Christi Liquefaction, LLC | Corpus Christi Liquefaction, LLC | 2012-97-LNG   | Long-Term   | Japan                  | Maran Gas Andros         | Corpus Christi, Texas | 3,680,583                   |       |
| 3/20/2021         | Cheniere Marketing, LLC and Corpus Christi Liquefaction, LLC | Corpus Christi Liquefaction, LLC | 2012-97-LNG   | Long-Term   | Brazil                 | Traiano Knutsen          | Corpus Christi, Texas | 3,758,938                   |       |
| 3/22/2021         | Cheniere Marketing, LLC and Corpus Christi Liquefaction, LLC | Corpus Christi Liquefaction, LLC | 2012-99-LNG   | Long-Term   | South Korea            | Maran Gas Apollonia      | Corpus Christi, Texas | 3,450,605                   |       |
| 3/23/2021         | Cheniere Marketing, LLC and Corpus Christi Liquefaction, LLC | Corpus Christi Liquefaction, LLC | 2012-97-LNG   | Long-Term   | Greece                 | Gaslog Warsaw            | Corpus Christi, Texas | 3,486,024                   |       |
| 3/25/2021         | Cheniere Marketing, LLC and Corpus Christi Liquefaction, LLC | Corpus Christi Liquefaction, LLC | 2012-97-LNG   | Long-Term   | Netherlands            | Celsius Canberra         | Corpus Christi, Texas | 3,484,594                   |       |
| 3/26/2021         | Cheniere Marketing, LLC and Corpus Christi Liquefaction, LLC | Corpus Christi Liquefaction, LLC | 2012-97-LNG   | Long-Term   | Netherlands            | Golar Penguin            | Corpus Christi, Texas | 3,291,768                   |       |
| 3/28/2021         | Cheniere Marketing, LLC and Corpus Christi Liquefaction, LLC | Corpus Christi Liquefaction, LLC | 2012-97-LNG   | Long-Term   | Belgium                | Gaslog Galveston         | Corpus Christi, Texas | 3,483,985                   |       |
| 3/29/2021         | Cheniere Marketing, LLC and Corpus Christi Liquefaction, LLC | Corpus Christi Liquefaction, LLC | 2012-97-LNG   | Long-Term   | Spain                  | Ribera del Duero Knutsen | Corpus Christi, Texas | 3,409,555                   |       |
| 3/31/2021         | Cheniere Marketing, LLC and Corpus Christi Liquefaction, LLC | Corpus Christi Liquefaction, LLC | 2012-97-LNG   | Long-Term   | Taiwan                 | Prism Agility            | Corpus Christi, Texas | 3,700,422                   |       |
| 4/3/2021          | Cheniere Marketing, LLC and Corpus Christi Liquefaction, LLC | Corpus Christi Liquefaction, LLC | 2012-97-LNG   | Long-Term   | France                 | Arwa Spirit              | Corpus Christi, Texas | 3,533,513                   |       |
| 4/4/2021          | Cheniere Marketing, LLC and Corpus Christi Liquefaction, LLC | Corpus Christi Liquefaction, LLC | 2012-97-LNG   | Long-Term   | Portugal               | Cool Discoverer          | Corpus Christi, Texas | 3,670,042                   |       |
| 4/5/2021          | Cheniere Marketing, LLC and Corpus Christi Liquefaction, LLC | Corpus Christi Liquefaction, LLC | 2012-97-LNG   | Long-Term   | France                 | Sohshu Maru              | Corpus Christi, Texas | 3,643,495                   |       |
| 4/7/2021          | Cheniere Marketing, LLC and Corpus Christi Liquefaction, LLC | Corpus Christi Liquefaction, LLC | 2012-97-LNG   | Long-Term   | Brazil                 | Magellan Spirit          | Corpus Christi, Texas | 425,337                     | [*]   |

[S] Spot – a one-time transaction for near-term delivery of a specific quantity of LNG at a specific location. Prior to 2006, spot cargos could be included in either long-term or short-term authorized types.

[\*] Split cargo – a single shipment of LNG where portions of the cargo have different transactional characteristics. For instance, a single cargo can have more than one buyer, supplier, price, unloading port, loading port, or DOE authorization.

[C] Commissioning cargo – pre-commercial cargo loaded while export facility operations are still undergoing final testing and inspection. Commissioning cargos may occur multiple times for the same facility as individual LNG trains enter service.

[L] Liquefaction fees – liquefaction fees have been included in the cargo's price. Beginning with data for July 2019, all cargo prices include liquefaction fees, which include the full contract sales price under the relevant FOB LNG sale and purchase agreements. See Table 1(f) for a summary price per export facility per month.

Countries of destination are current as of publication date. Any updates to countries of destination reported will be published in the next scheduled *LNG Monthly*.





### VESSEL-BORNE EXPORTS OF DOMESTICALLY-PRODUCED LIQUEFIED NATURAL GAS (LNG)

Table 2a(iii)

| Date of Departure | Name of Exporter                                             | Supplier                         | Docket Number | Docket Term | Country of Destination | Name of Tanker     | Departure Terminal    | Volume (Mcf of Natural Gas) | Notes |
|-------------------|--------------------------------------------------------------|----------------------------------|---------------|-------------|------------------------|--------------------|-----------------------|-----------------------------|-------|
| 4/7/2021          | Cheniere Marketing, LLC and Corpus Christi Liquefaction, LLC | Corpus Christi Liquefaction, LLC | 2012-97-LNG   | Long-Term   | Brazil                 | Magellan Spirit    | Corpus Christi, Texas | 3,072,253                   | [*]   |
| 4/10/2021         | Cheniere Marketing, LLC and Corpus Christi Liquefaction, LLC | Corpus Christi Liquefaction, LLC | 2012-97-LNG   | Long-Term   | Spain                  | Marib Spirit       | Corpus Christi, Texas | 3,262,543                   |       |
| 4/11/2021         | Cheniere Marketing, LLC and Corpus Christi Liquefaction, LLC | Corpus Christi Liquefaction, LLC | 2012-97-LNG   | Long-Term   | Netherlands            | Gaslog Westminster | Corpus Christi, Texas | 3,417,324                   |       |
| 4/13/2021         | Cheniere Marketing, LLC and Corpus Christi Liquefaction, LLC | Corpus Christi Liquefaction, LLC | 2012-97-LNG   | Long-Term   | Thailand               | British Sponsor    | Corpus Christi, Texas | 3,705,519                   |       |
| 4/14/2021         | Cheniere Marketing, LLC and Corpus Christi Liquefaction, LLC | Corpus Christi Liquefaction, LLC | 2012-97-LNG   | Long-Term   | Japan                  | Gaslog Georgetown  | Corpus Christi, Texas | 3,702,015                   |       |
| 4/16/2021         | Cheniere Marketing, LLC and Corpus Christi Liquefaction, LLC | Corpus Christi Liquefaction, LLC | 2012-97-LNG   | Long-Term   | Portugal               | Adriano Knutsen    | Corpus Christi, Texas | 3,687,799                   |       |
| 4/18/2021         | Cheniere Marketing, LLC and Corpus Christi Liquefaction, LLC | Corpus Christi Liquefaction, LLC | 2012-97-LNG   | Long-Term   | France                 | Global Energy      | Corpus Christi, Texas | 3,660,376                   |       |
| 4/19/2021         | Cheniere Marketing, LLC and Corpus Christi Liquefaction, LLC | Corpus Christi Liquefaction, LLC | 2012-97-LNG   | Long-Term   | United Kingdom         | BW Pavilion Vanda  | Corpus Christi, Texas | 3,432,115                   |       |
| 4/21/2021         | Cheniere Marketing, LLC and Corpus Christi Liquefaction, LLC | Corpus Christi Liquefaction, LLC | 2012-97-LNG   | Long-Term   | Netherlands            | Rioja Knutsen      | Corpus Christi, Texas | 3,582,828                   |       |
| 4/22/2021         | Cheniere Marketing, LLC and Corpus Christi Liquefaction, LLC | Corpus Christi Liquefaction, LLC | 2012-97-LNG   | Long-Term   | Netherlands            | Hoegh Gannet       | Corpus Christi, Texas | 3,263,655                   |       |
| 4/26/2021         | Cheniere Marketing, LLC and Corpus Christi Liquefaction, LLC | Corpus Christi Liquefaction, LLC | 2012-97-LNG   | Long-Term   | China                  | Meridian Spirit    | Corpus Christi, Texas | 3,461,197                   |       |
| 4/27/2021         | Cheniere Marketing, LLC and Corpus Christi Liquefaction, LLC | Corpus Christi Liquefaction, LLC | 2012-97-LNG   | Long-Term   | Spain                  | Traiano Knutsen    | Corpus Christi, Texas | 3,691,570                   |       |
| 4/29/2021         | Cheniere Marketing, LLC and Corpus Christi Liquefaction, LLC | Corpus Christi Liquefaction, LLC | 2012-97-LNG   | Long-Term   | France                 | Gaslog Warsaw      | Corpus Christi, Texas | 3,733,421                   |       |
| 4/30/2021         | Cheniere Marketing, LLC and Corpus Christi Liquefaction, LLC | Corpus Christi Liquefaction, LLC | 2012-97-LNG   | Long-Term   | Taiwan                 | Golar Maria        | Corpus Christi, Texas | 2,916,057                   |       |
| 5/1/2021          | Cheniere Marketing, LLC and Corpus Christi Liquefaction, LLC | Corpus Christi Liquefaction, LLC | 2012-97-LNG   | Long-Term   | United Kingdom         | Dorado LNG         | Corpus Christi, Texas | 3,624,628                   |       |
| 5/3/2021          | Cheniere Marketing, LLC and Corpus Christi Liquefaction, LLC | Corpus Christi Liquefaction, LLC | 2012-97-LNG   | Long-Term   | Portugal               | Cool Discoverer    | Corpus Christi, Texas | 3,689,159                   |       |
| 5/5/2021          | Cheniere Marketing, LLC and Corpus Christi Liquefaction, LLC | Corpus Christi Liquefaction, LLC | 2012-97-LNG   | Long-Term   | Portugal               | Patris             | Corpus Christi, Texas | 3,696,183                   |       |
| 5/6/2021          | Cheniere Marketing, LLC and Corpus Christi Liquefaction, LLC | Corpus Christi Liquefaction, LLC | 2012-99-LNG   | Long-Term   | South Korea            | Gaslog Skagen      | Corpus Christi, Texas | 97,832                      |       |
| 5/6/2021          | Cheniere Marketing, LLC and Corpus Christi Liquefaction, LLC | Corpus Christi Liquefaction, LLC | 2012-99-LNG   | Long-Term   | South Korea            | Gaslog Skagen      | Corpus Christi, Texas | 3,170,925                   |       |
| 5/7/2021          | Cheniere Marketing, LLC and Corpus Christi Liquefaction, LLC | Corpus Christi Liquefaction, LLC | 2012-97-LNG   | Long-Term   | China                  | Sohshu Maru        | Corpus Christi, Texas | 3,586,553                   |       |
| 5/9/2021          | Cheniere Marketing, LLC and Corpus Christi Liquefaction, LLC | Corpus Christi Liquefaction, LLC | 2012-97-LNG   | Long-Term   | India                  | Gaslog Galveston   | Corpus Christi, Texas | 3,705,426                   |       |
| 5/11/2021         | Cheniere Marketing, LLC and Corpus Christi Liquefaction, LLC | Corpus Christi Liquefaction, LLC | 2012-97-LNG   | Long-Term   | China                  | Gaslog Saratoga    | Corpus Christi, Texas | 3,298,026                   |       |
| 5/12/2021         | Cheniere Marketing, LLC and Corpus Christi Liquefaction, LLC | Corpus Christi Liquefaction, LLC | 2012-97-LNG   | Long-Term   | Argentina              | British Listener   | Corpus Christi, Texas | 2,199,574                   | [*]   |
| 5/12/2021         | Cheniere Marketing, LLC and Corpus Christi Liquefaction, LLC | Corpus Christi Liquefaction, LLC | 2012-97-LNG   | Long-Term   | Brazil                 | British Listener   | Corpus Christi, Texas | 1,033,309                   | [*]   |
| 5/13/2021         | Cheniere Marketing, LLC and Corpus Christi Liquefaction, LLC | Corpus Christi Liquefaction, LLC | 2012-97-LNG   | Long-Term   | Netherlands            | Adriano Knutsen    | Corpus Christi, Texas | 3,291,116                   |       |

[S] Spot – a one-time transaction for near-term delivery of a specific quantity of LNG at a specific location. Prior to 2006, spot cargos could be included in either long-term or short-term authorized types.

[\*] Split cargo – a single shipment of LNG where portions of the cargo have different transactional characteristics. For instance, a single cargo can have more than one buyer, supplier, price, unloading port, loading port, or DOE authorization.

[C] Commissioning cargo – pre-commercial cargo loaded while export facility operations are still undergoing final testing and inspection. Commissioning cargos may occur multiple times for the same facility as individual LNG trains enter service.

[L] Liquefaction fees – liquefaction fees have been included in the cargo's price. Beginning with data for July 2019, all cargo prices include liquefaction fees, which include the full contract sales price under the relevant FOB LNG sale and purchase agreements. See Table 1(f) for a summary price per export facility per month.

Countries of destination are current as of publication date. Any updates to countries of destination reported will be published in the next scheduled *LNG Monthly*.



## VESSEL-BORNE EXPORTS OF DOMESTICALLY-PRODUCED LIQUEFIED NATURAL GAS (LNG)

Table 2a(iii)

| Date of Departure | Name of Exporter                                             | Supplier                         | Docket Number | Docket Term | Country of Destination | Name of Tanker         | Departure Terminal    | Volume (Mcf of Natural Gas) | Notes |
|-------------------|--------------------------------------------------------------|----------------------------------|---------------|-------------|------------------------|------------------------|-----------------------|-----------------------------|-------|
| 5/15/2021         | Cheniere Marketing, LLC and Corpus Christi Liquefaction, LLC | Corpus Christi Liquefaction, LLC | 2012-97-LNG   | Long-Term   | Poland                 | Flex Endeavor          | Corpus Christi, Texas | 3,581,047                   |       |
| 5/18/2021         | Cheniere Marketing, LLC and Corpus Christi Liquefaction, LLC | Corpus Christi Liquefaction, LLC | 2012-97-LNG   | Long-Term   | China                  | Cool Explorer          | Corpus Christi, Texas | 3,425,505                   |       |
| 5/20/2021         | Cheniere Marketing, LLC and Corpus Christi Liquefaction, LLC | Corpus Christi Liquefaction, LLC | 2012-99-LNG   | Long-Term   | Chile                  | Rioja Knutsen          | Corpus Christi, Texas | 3,580,998                   |       |
| 5/21/2021         | Cheniere Marketing, LLC and Corpus Christi Liquefaction, LLC | Corpus Christi Liquefaction, LLC | 2012-97-LNG   | Long-Term   | Lithuania              | Arctic Discoverer      | Corpus Christi, Texas | 3,048,803                   |       |
| 5/24/2021         | Cheniere Marketing, LLC and Corpus Christi Liquefaction, LLC | Corpus Christi Liquefaction, LLC | 2012-97-LNG   | Long-Term   | Brazil                 | Hoegh Gannet           | Corpus Christi, Texas | 3,286,322                   |       |
| 5/25/2021         | Cheniere Marketing, LLC and Corpus Christi Liquefaction, LLC | Corpus Christi Liquefaction, LLC | 2012-97-LNG   | Long-Term   | Netherlands            | Traiano Knutsen        | Corpus Christi, Texas | 3,288,336                   |       |
| 5/28/2021         | Cheniere Marketing, LLC and Corpus Christi Liquefaction, LLC | Corpus Christi Liquefaction, LLC | 2012-97-LNG   | Long-Term   | Netherlands            | BW Pavilion Vanda      | Corpus Christi, Texas | 3,451,619                   |       |
| 5/30/2021         | Cheniere Marketing, LLC and Corpus Christi Liquefaction, LLC | Corpus Christi Liquefaction, LLC | 2012-99-LNG   | Long-Term   | Chile                  | Gaslog Warsaw          | Corpus Christi, Texas | 3,712,402                   |       |
| 6/2/2021          | Cheniere Marketing, LLC and Corpus Christi Liquefaction, LLC | Corpus Christi Liquefaction, LLC | 2012-97-LNG   | Long-Term   | Brazil                 | Kinisis                | Corpus Christi, Texas | 3,327,357                   |       |
| 6/3/2021          | Cheniere Marketing, LLC and Corpus Christi Liquefaction, LLC | Corpus Christi Liquefaction, LLC | 2012-97-LNG   | Long-Term   | India                  | Flex Aurora            | Corpus Christi, Texas | 3,128,491                   |       |
| 6/4/2021          | Cheniere Marketing, LLC and Corpus Christi Liquefaction, LLC | Corpus Christi Liquefaction, LLC | 2012-97-LNG   | Long-Term   | Portugal               | Cool Discoverer        | Corpus Christi, Texas | 3,702,626                   |       |
| 6/5/2021          | Cheniere Marketing, LLC and Corpus Christi Liquefaction, LLC | Corpus Christi Liquefaction, LLC | 2012-99-LNG   | Long-Term   | South Korea            | Gaslog Santiago        | Corpus Christi, Texas | 3,303,981                   |       |
| 6/8/2021          | Cheniere Marketing, LLC and Corpus Christi Liquefaction, LLC | Corpus Christi Liquefaction, LLC | 2012-97-LNG   | Long-Term   | Poland                 | Energy Endeavour       | Corpus Christi, Texas | 3,688,732                   |       |
| 6/10/2021         | Cheniere Marketing, LLC and Corpus Christi Liquefaction, LLC | Corpus Christi Liquefaction, LLC | 2012-97-LNG   | Long-Term   | Brazil                 | Magellan Spirit        | Corpus Christi, Texas | 3,238,274                   |       |
| 6/12/2021         | Cheniere Marketing, LLC and Corpus Christi Liquefaction, LLC | Corpus Christi Liquefaction, LLC | 2012-97-LNG   | Long-Term   | Japan                  | Gaslog Wales           | Corpus Christi, Texas | 3,691,019                   |       |
| 6/14/2021         | Cheniere Marketing, LLC and Corpus Christi Liquefaction, LLC | Corpus Christi Liquefaction, LLC | 2012-97-LNG   | Long-Term   | Italy                  | Golar Penguin          | Corpus Christi, Texas | 3,425,006                   |       |
| 6/15/2021         | Cheniere Marketing, LLC and Corpus Christi Liquefaction, LLC | Corpus Christi Liquefaction, LLC | 2012-97-LNG   | Long-Term   | Spain                  | Adriano Knutsen        | Corpus Christi, Texas | 3,299,059                   |       |
| 6/17/2021         | Cheniere Marketing, LLC and Corpus Christi Liquefaction, LLC | Corpus Christi Liquefaction, LLC | 2012-97-LNG   | Long-Term   | China                  | BW Suez Everett        | Corpus Christi, Texas | 2,950,000                   |       |
| 6/18/2021         | Cheniere Marketing, LLC and Corpus Christi Liquefaction, LLC | Corpus Christi Liquefaction, LLC | 2012-97-LNG   | Long-Term   | India                  | Torben Spirit          | Corpus Christi, Texas | 3,288,415                   |       |
| 6/20/2021         | Cheniere Marketing, LLC and Corpus Christi Liquefaction, LLC | Corpus Christi Liquefaction, LLC | 2012-97-LNG   | Long-Term   | India                  | Flex Volunteer         | Corpus Christi, Texas | 3,497,618                   |       |
| 6/22/2021         | Cheniere Marketing, LLC and Corpus Christi Liquefaction, LLC | Corpus Christi Liquefaction, LLC | 2012-97-LNG   | Long-Term   | China                  | Traiano Knutsen        | Corpus Christi, Texas | 520,331                     | [*]   |
| 6/22/2021         | Cheniere Marketing, LLC and Corpus Christi Liquefaction, LLC | Corpus Christi Liquefaction, LLC | 2012-97-LNG   | Long-Term   | China                  | Traiano Knutsen        | Corpus Christi, Texas | 3,295,567                   | [*]   |
| 6/24/2021         | Cheniere Marketing, LLC and Corpus Christi Liquefaction, LLC | Corpus Christi Liquefaction, LLC | 2012-97-LNG   | Long-Term   | Spain                  | Flex Endeavor          | Corpus Christi, Texas | 3,697,371                   |       |
| 6/25/2021         | Cheniere Marketing, LLC and Corpus Christi Liquefaction, LLC | Corpus Christi Liquefaction, LLC | 2012-97-LNG   | Long-Term   | Taiwan                 | Methane Jane Elizabeth | Corpus Christi, Texas | 3,097,262                   |       |
| 6/27/2021         | Cheniere Marketing, LLC and Corpus Christi Liquefaction, LLC | Corpus Christi Liquefaction, LLC | 2012-99-LNG   | Long-Term   | South Korea            | Point Fortin           | Corpus Christi, Texas | 3,239,669                   |       |

[S] Spot – a one-time transaction for near-term delivery of a specific quantity of LNG at a specific location. Prior to 2006, spot cargos could be included in either long-term or short-term authorized types.

[\*] Split cargo – a single shipment of LNG where portions of the cargo have different transactional characteristics. For instance, a single cargo can have more than one buyer, supplier, price, unloading port, loading port, or DOE authorization.

[C] Commissioning cargo – pre-commercial cargo loaded while export facility operations are still undergoing final testing and inspection. Commissioning cargos may occur multiple times for the same facility as individual LNG trains enter service.

[L] Liquefaction fees – liquefaction fees have been included in the cargo's price. Beginning with data for July 2019, all cargo prices include liquefaction fees, which include the full contract sales price under the relevant FOB LNG sale and purchase agreements. See Table 1(f) for a summary price per export facility per month.

Countries of destination are current as of publication date. Any updates to countries of destination reported will be published in the next scheduled *LNG Monthly*.



## VESSEL-BORNE EXPORTS OF DOMESTICALLY-PRODUCED LIQUEFIED NATURAL GAS (LNG)

Table 2a(iii)

| Date of Departure | Name of Exporter                                             | Supplier                         | Docket Number | Docket Term | Country of Destination | Name of Tanker      | Departure Terminal    | Volume (Mcf of Natural Gas) | Notes |
|-------------------|--------------------------------------------------------------|----------------------------------|---------------|-------------|------------------------|---------------------|-----------------------|-----------------------------|-------|
| 6/28/2021         | Cheniere Marketing, LLC and Corpus Christi Liquefaction, LLC | Corpus Christi Liquefaction, LLC | 2012-97-LNG   | Long-Term   | Poland                 | BW Pavilion Vanda   | Corpus Christi, Texas | 3,453,551                   |       |
| 6/30/2021         | Cheniere Marketing, LLC and Corpus Christi Liquefaction, LLC | Corpus Christi Liquefaction, LLC | 2012-97-LNG   | Long-Term   | Japan                  | Flex Ranger         | Corpus Christi, Texas | 391,595                     |       |
| 6/30/2021         | Cheniere Marketing, LLC and Corpus Christi Liquefaction, LLC | Corpus Christi Liquefaction, LLC | 2012-97-LNG   | Long-Term   | Japan                  | Flex Ranger         | Corpus Christi, Texas | 3,300,259                   |       |
| 7/3/2021          | Cheniere Marketing, LLC and Corpus Christi Liquefaction, LLC | Corpus Christi Liquefaction, LLC | 2012-97-LNG   | Long-Term   | Taiwan                 | Diamond Gas Crystal | Corpus Christi, Texas | 348,163                     | [*]   |
| 7/3/2021          | Cheniere Marketing, LLC and Corpus Christi Liquefaction, LLC | Corpus Christi Liquefaction, LLC | 2012-97-LNG   | Long-Term   | Taiwan                 | Diamond Gas Crystal | Corpus Christi, Texas | 3,308,263                   | [*]   |
| 7/4/2021          | Cheniere Marketing, LLC and Corpus Christi Liquefaction, LLC | Corpus Christi Liquefaction, LLC | 2012-97-LNG   | Long-Term   | China                  | Cool Discoverer     | Corpus Christi, Texas | 3,699,355                   |       |
| 7/6/2021          | Cheniere Marketing, LLC and Corpus Christi Liquefaction, LLC | Corpus Christi Liquefaction, LLC | 2012-99-LNG   | Long-Term   | Chile                  | Cool Racer          | Corpus Christi, Texas | 3,688,056                   |       |
| 7/7/2021          | Cheniere Marketing, LLC and Corpus Christi Liquefaction, LLC | Corpus Christi Liquefaction, LLC | 2012-97-LNG   | Long-Term   | China                  | Rioja Knutsen       | Corpus Christi, Texas | 3,284,249                   |       |
| 7/9/2021          | Cheniere Marketing, LLC and Corpus Christi Liquefaction, LLC | Corpus Christi Liquefaction, LLC | 2012-97-LNG   | Long-Term   | Argentina              | Hoegh Esperanza     | Corpus Christi, Texas | 2,145,345                   | [*]   |
| 7/9/2021          | Cheniere Marketing, LLC and Corpus Christi Liquefaction, LLC | Corpus Christi Liquefaction, LLC | 2012-97-LNG   | Long-Term   | Brazil                 | Hoegh Esperanza     | Corpus Christi, Texas | 1,310,463                   | [*]   |
| 7/10/2021         | Cheniere Marketing, LLC and Corpus Christi Liquefaction, LLC | Corpus Christi Liquefaction, LLC | 2012-97-LNG   | Long-Term   | Portugal               | Celsius Canberra    | Corpus Christi, Texas | 3,296,208                   |       |
| 7/12/2021         | Cheniere Marketing, LLC and Corpus Christi Liquefaction, LLC | Corpus Christi Liquefaction, LLC | 2012-97-LNG   | Long-Term   | Brazil                 | BW GDF Suez Boston  | Corpus Christi, Texas | 2,948,233                   |       |
| 7/14/2021         | Cheniere Marketing, LLC and Corpus Christi Liquefaction, LLC | Corpus Christi Liquefaction, LLC | 2012-97-LNG   | Long-Term   | Argentina              | Kmarin Emerald      | Corpus Christi, Texas | 2,185,186                   | [*]   |
| 7/14/2021         | Cheniere Marketing, LLC and Corpus Christi Liquefaction, LLC | Corpus Christi Liquefaction, LLC | 2012-97-LNG   | Long-Term   | Brazil                 | Kmarin Emerald      | Corpus Christi, Texas | 1,033,810                   | [*]   |
| 7/16/2021         | Cheniere Marketing, LLC and Corpus Christi Liquefaction, LLC | Corpus Christi Liquefaction, LLC | 2012-97-LNG   | Long-Term   | Netherlands            | Flex Vigilant       | Corpus Christi, Texas | 3,386,155                   |       |
| 7/17/2021         | Cheniere Marketing, LLC and Corpus Christi Liquefaction, LLC | Corpus Christi Liquefaction, LLC | 2012-97-LNG   | Long-Term   | Brazil                 | Adriano Knutsen     | Corpus Christi, Texas | 3,296,486                   |       |
| 7/18/2021         | Cheniere Marketing, LLC and Corpus Christi Liquefaction, LLC | Corpus Christi Liquefaction, LLC | 2012-97-LNG   | Long-Term   | Taiwan                 | Seri Ayu            | Corpus Christi, Texas | 2,964,392                   |       |
| 7/20/2021         | Cheniere Marketing, LLC and Corpus Christi Liquefaction, LLC | Corpus Christi Liquefaction, LLC | 2012-97-LNG   | Long-Term   | Japan                  | Maran Gas Andros    | Corpus Christi, Texas | 3,687,680                   |       |
| 7/22/2021         | Cheniere Marketing, LLC and Corpus Christi Liquefaction, LLC | Corpus Christi Liquefaction, LLC | 2012-97-LNG   | Long-Term   | Taiwan                 | Flex Endeavor       | Corpus Christi, Texas | 3,641,842                   |       |
| 7/24/2021         | Cheniere Marketing, LLC and Corpus Christi Liquefaction, LLC | Corpus Christi Liquefaction, LLC | 2012-97-LNG   | Long-Term   | Brazil                 | Gaslog Warsaw       | Corpus Christi, Texas | 3,297,762                   |       |
| 7/25/2021         | Cheniere Marketing, LLC and Corpus Christi Liquefaction, LLC | Corpus Christi Liquefaction, LLC | 2012-97-LNG   | Long-Term   | Croatia                | Bonito LNG          | Corpus Christi, Texas | 3,298,911                   |       |
| 7/28/2021         | Cheniere Marketing, LLC and Corpus Christi Liquefaction, LLC | Corpus Christi Liquefaction, LLC | 2012-97-LNG   | Long-Term   | Taiwan                 | Neptune             | Corpus Christi, Texas | 3,103,060                   |       |
| 7/29/2021         | Cheniere Marketing, LLC and Corpus Christi Liquefaction, LLC | Corpus Christi Liquefaction, LLC | 2012-97-LNG   | Long-Term   | Brazil                 | Magellan Spirit     | Corpus Christi, Texas | 3,303,177                   |       |
| 7/31/2021         | Cheniere Marketing, LLC and Corpus Christi Liquefaction, LLC | Corpus Christi Liquefaction, LLC | 2012-97-LNG   | Long-Term   | Turkey                 | Flex Aurora         | Corpus Christi, Texas | 3,250,296                   |       |
| 8/1/2021          | Cheniere Marketing, LLC and Corpus Christi Liquefaction, LLC | Corpus Christi Liquefaction, LLC | 2012-99-LNG   | Long-Term   | South Korea            | Gaslog Wellington   | Corpus Christi, Texas | 3,827,206                   |       |

[S] Spot – a one-time transaction for near-term delivery of a specific quantity of LNG at a specific location. Prior to 2006, spot cargos could be included in either long-term or short-term authorized types.

[\*] Split cargo – a single shipment of LNG where portions of the cargo have different transactional characteristics. For instance, a single cargo can have more than one buyer, supplier, price, unloading port, loading port, or DOE authorization.

[C] Commissioning cargo – pre-commercial cargo loaded while export facility operations are still undergoing final testing and inspection. Commissioning cargos may occur multiple times for the same facility as individual LNG trains enter service.

[L] Liquefaction fees – liquefaction fees have been included in the cargo's price. Beginning with data for July 2019, all cargo prices include liquefaction fees, which include the full contract sales price under the relevant FOB LNG sale and purchase agreements. See Table 1(f) for a summary price per export facility per month.

Countries of destination are current as of publication date. Any updates to countries of destination reported will be published in the next scheduled *LNG Monthly*.





## VESSEL-BORNE EXPORTS OF DOMESTICALLY-PRODUCED LIQUEFIED NATURAL GAS (LNG)

Table 2a(iii)

| Date of Departure | Name of Exporter                                             | Supplier                         | Docket Number | Docket Term | Country of Destination | Name of Tanker         | Departure Terminal    | Volume (Mcf of Natural Gas) | Notes |
|-------------------|--------------------------------------------------------------|----------------------------------|---------------|-------------|------------------------|------------------------|-----------------------|-----------------------------|-------|
| 8/2/2021          | Cheniere Marketing, LLC and Corpus Christi Liquefaction, LLC | Corpus Christi Liquefaction, LLC | 2012-99-LNG   | Long-Term   | South Korea            | Arwa Spirit            | Corpus Christi, Texas | 3,442,252                   |       |
| 8/4/2021          | Cheniere Marketing, LLC and Corpus Christi Liquefaction, LLC | Corpus Christi Liquefaction, LLC | 2012-97-LNG   | Long-Term   | Portugal               | Iberica Knutsen        | Corpus Christi, Texas | 2,940,483                   |       |
| 8/6/2021          | Cheniere Marketing, LLC and Corpus Christi Liquefaction, LLC | Corpus Christi Liquefaction, LLC | 2012-97-LNG   | Long-Term   | Brazil                 | Hoegh Galleon          | Corpus Christi, Texas | 3,615,460                   |       |
| 8/7/2021          | Cheniere Marketing, LLC and Corpus Christi Liquefaction, LLC | Corpus Christi Liquefaction, LLC | 2012-97-LNG   | Long-Term   | China                  | Palu LNG               | Corpus Christi, Texas | 3,398,088                   |       |
| 8/9/2021          | Cheniere Marketing, LLC and Corpus Christi Liquefaction, LLC | Corpus Christi Liquefaction, LLC | 2012-97-LNG   | Long-Term   | Spain                  | BW Pavilion Vanda      | Corpus Christi, Texas | 3,452,011                   |       |
| 8/11/2021         | Cheniere Marketing, LLC and Corpus Christi Liquefaction, LLC | Corpus Christi Liquefaction, LLC | 2012-97-LNG   | Long-Term   | China                  | Gaslog Santiago        | Corpus Christi, Texas | 3,317,817                   |       |
| 8/12/2021         | Cheniere Marketing, LLC and Corpus Christi Liquefaction, LLC | Corpus Christi Liquefaction, LLC | 2012-97-LNG   | Long-Term   | France                 | Methane Heather Sally  | Corpus Christi, Texas | 3,126,192                   |       |
| 8/14/2021         | Cheniere Marketing, LLC and Corpus Christi Liquefaction, LLC | Corpus Christi Liquefaction, LLC | 2012-99-LNG   | Long-Term   | Chile                  | Gaslog Singapore       | Corpus Christi, Texas | 93,710                      |       |
| 8/14/2021         | Cheniere Marketing, LLC and Corpus Christi Liquefaction, LLC | Corpus Christi Liquefaction, LLC | 2012-99-LNG   | Long-Term   | Chile                  | Gaslog Singapore       | Corpus Christi, Texas | 3,233,570                   |       |
| 8/16/2021         | Cheniere Marketing, LLC and Corpus Christi Liquefaction, LLC | Corpus Christi Liquefaction, LLC | 2012-97-LNG   | Long-Term   | India                  | Aristidis I            | Corpus Christi, Texas | 3,490,388                   |       |
| 8/18/2021         | Cheniere Marketing, LLC and Corpus Christi Liquefaction, LLC | Corpus Christi Liquefaction, LLC | 2012-97-LNG   | Long-Term   | Brazil                 | Adriano Knutsen        | Corpus Christi, Texas | 3,295,040                   |       |
| 8/20/2021         | Cheniere Marketing, LLC and Corpus Christi Liquefaction, LLC | Corpus Christi Liquefaction, LLC | 2012-97-LNG   | Long-Term   | China                  | Castillo De Caldelas   | Corpus Christi, Texas | 3,473,502                   |       |
| 8/21/2021         | Cheniere Marketing, LLC and Corpus Christi Liquefaction, LLC | Corpus Christi Liquefaction, LLC | 2012-99-LNG   | Long-Term   | South Korea            | Woodside Charles Allen | Corpus Christi, Texas | 3,684,473                   |       |
| 8/22/2021         | Cheniere Marketing, LLC and Corpus Christi Liquefaction, LLC | Corpus Christi Liquefaction, LLC | 2012-97-LNG   | Long-Term   | Brazil                 | Elisa Larus            | Corpus Christi, Texas | 3,658,499                   |       |
| 8/24/2021         | Cheniere Marketing, LLC and Corpus Christi Liquefaction, LLC | Corpus Christi Liquefaction, LLC | 2012-97-LNG   | Long-Term   | Brazil                 | Gaslog Warsaw          | Corpus Christi, Texas | 3,296,609                   |       |
| 8/26/2021         | Cheniere Marketing, LLC and Corpus Christi Liquefaction, LLC | Corpus Christi Liquefaction, LLC | 2012-97-LNG   | Long-Term   | India                  | Arctic Lady            | Corpus Christi, Texas | 3,153,204                   |       |
| 8/29/2021         | Cheniere Marketing, LLC and Corpus Christi Liquefaction, LLC | Corpus Christi Liquefaction, LLC | 2012-99-LNG   | Long-Term   | South Korea            | Hoegh Gallant          | Corpus Christi, Texas | 3,563,274                   |       |
| 8/30/2021         | Cheniere Marketing, LLC and Corpus Christi Liquefaction, LLC | Corpus Christi Liquefaction, LLC | 2012-97-LNG   | Long-Term   | Brazil                 | Celsius Charlotte      | Corpus Christi, Texas | 3,687,147                   |       |
| 9/1/2021          | Cheniere Marketing, LLC and Corpus Christi Liquefaction, LLC | Corpus Christi Liquefaction, LLC | 2012-97-LNG   | Long-Term   | Brazil                 | Traiano Knutsen        | Corpus Christi, Texas | 3,723,540                   |       |
| 9/2/2021          | Cheniere Marketing, LLC and Corpus Christi Liquefaction, LLC | Corpus Christi Liquefaction, LLC | 2012-97-LNG   | Long-Term   | Argentina              | Bonito LNG             | Corpus Christi, Texas | 1,949,543                   | [*]   |
| 9/2/2021          | Cheniere Marketing, LLC and Corpus Christi Liquefaction, LLC | Corpus Christi Liquefaction, LLC | 2012-97-LNG   | Long-Term   | Brazil                 | Bonito LNG             | Corpus Christi, Texas | 1,327,829                   | [*]   |
| 9/3/2021          | Cheniere Marketing, LLC and Corpus Christi Liquefaction, LLC | Corpus Christi Liquefaction, LLC | 2012-97-LNG   | Long-Term   | Spain                  | Energy Atlantic        | Corpus Christi, Texas | 3,397,714                   |       |
| 9/6/2021          | Cheniere Marketing, LLC and Corpus Christi Liquefaction, LLC | Corpus Christi Liquefaction, LLC | 2012-97-LNG   | Long-Term   | Brazil                 | British Contributor    | Corpus Christi, Texas | 3,707,057                   |       |
| 9/7/2021          | Cheniere Marketing, LLC and Corpus Christi Liquefaction, LLC | Corpus Christi Liquefaction, LLC | 2012-97-LNG   | Long-Term   | Spain                  | Hoegh Galleon          | Corpus Christi, Texas | 2,911,794                   |       |
| 9/10/2021         | Cheniere Marketing, LLC and Corpus Christi Liquefaction, LLC | Corpus Christi Liquefaction, LLC | 2012-97-LNG   | Long-Term   | Brazil                 | Catalunya Spirit       | Corpus Christi, Texas | 2,949,342                   |       |

[S] Spot – a one-time transaction for near-term delivery of a specific quantity of LNG at a specific location. Prior to 2006, spot cargos could be included in either long-term or short-term authorized types.

[\*] Split cargo – a single shipment of LNG where portions of the cargo have different transactional characteristics. For instance, a single cargo can have more than one buyer, supplier, price, unloading port, loading port, or DOE authorization.

[C] Commissioning cargo – pre-commercial cargo loaded while export facility operations are still undergoing final testing and inspection. Commissioning cargos may occur multiple times for the same facility as individual LNG trains enter service.

[L] Liquefaction fees – liquefaction fees have been included in the cargo's price. Beginning with data for July 2019, all cargo prices include liquefaction fees, which include the full contract sales price under the relevant FOB LNG sale and purchase agreements. See Table 1(f) for a summary price per export facility per month.

Countries of destination are current as of publication date. Any updates to countries of destination reported will be published in the next scheduled *LNG Monthly*.



## VESSEL-BORNE EXPORTS OF DOMESTICALLY-PRODUCED LIQUEFIED NATURAL GAS (LNG)

Table 2a(iii)

| Date of Departure                               | Name of Exporter                                             | Supplier                         | Docket Number | Docket Term | Country of Destination | Name of Tanker        | Departure Terminal    | Volume (Mcf of Natural Gas) | Notes |
|-------------------------------------------------|--------------------------------------------------------------|----------------------------------|---------------|-------------|------------------------|-----------------------|-----------------------|-----------------------------|-------|
| 9/11/2021                                       | Cheniere Marketing, LLC and Corpus Christi Liquefaction, LLC | Corpus Christi Liquefaction, LLC | 2012-99-LNG   | Long-Term   | South Korea            | Hellas Diana          | Corpus Christi, Texas | 3,573,438                   |       |
| 9/12/2021                                       | Cheniere Marketing, LLC and Corpus Christi Liquefaction, LLC | Corpus Christi Liquefaction, LLC | 2012-97-LNG   | Long-Term   | Turkey                 | Methane Heather Sally | Corpus Christi, Texas | 3,123,663                   |       |
| 9/14/2021                                       | Cheniere Marketing, LLC and Corpus Christi Liquefaction, LLC | Corpus Christi Liquefaction, LLC | 2012-99-LNG   | Long-Term   | South Korea            | Adam LNG              | Corpus Christi, Texas | 3,308,454                   |       |
| 9/16/2021                                       | Cheniere Marketing, LLC and Corpus Christi Liquefaction, LLC | Corpus Christi Liquefaction, LLC | 2012-97-LNG   | Long-Term   | Brazil                 | BW Pavilion Aranda    | Corpus Christi, Texas | 3,531,487                   |       |
| 9/18/2021                                       | Cheniere Marketing, LLC and Corpus Christi Liquefaction, LLC | Corpus Christi Liquefaction, LLC | 2012-97-LNG   | Long-Term   | Spain                  | Adriano Knutsen       | Corpus Christi, Texas | 3,723,511                   |       |
| 9/19/2021                                       | Cheniere Marketing, LLC and Corpus Christi Liquefaction, LLC | Corpus Christi Liquefaction, LLC | 2012-97-LNG   | Long-Term   | Taiwan                 | Arctic Princess       | Corpus Christi, Texas | 3,003,600                   |       |
| 9/20/2021                                       | Cheniere Marketing, LLC and Corpus Christi Liquefaction, LLC | Corpus Christi Liquefaction, LLC | 2012-97-LNG   | Long-Term   | Brazil                 | Elisa Larus           | Corpus Christi, Texas | 3,643,081                   |       |
| 9/22/2021                                       | Cheniere Marketing, LLC and Corpus Christi Liquefaction, LLC | Corpus Christi Liquefaction, LLC | 2012-97-LNG   | Long-Term   | Spain                  | British Sponsor       | Corpus Christi, Texas | 620,012                     | [*]   |
| 9/22/2021                                       | Cheniere Marketing, LLC and Corpus Christi Liquefaction, LLC | Corpus Christi Liquefaction, LLC | 2012-97-LNG   | Long-Term   | Turkey                 | British Sponsor       | Corpus Christi, Texas | 2,907,850                   | [*]   |
| 9/23/2021                                       | Cheniere Marketing, LLC and Corpus Christi Liquefaction, LLC | Corpus Christi Liquefaction, LLC | 2012-97-LNG   | Long-Term   | Portugal               | Cool Discoverer       | Corpus Christi, Texas | 3,695,885                   |       |
| 9/24/2021                                       | Cheniere Marketing, LLC and Corpus Christi Liquefaction, LLC | Corpus Christi Liquefaction, LLC | 2012-97-LNG   | Long-Term   | Spain                  | Gaslog Warsaw         | Corpus Christi, Texas | 3,297,548                   |       |
| 9/26/2021                                       | Cheniere Marketing, LLC and Corpus Christi Liquefaction, LLC | Corpus Christi Liquefaction, LLC | 2012-97-LNG   | Long-Term   | Brazil                 | Celsius Canberra      | Corpus Christi, Texas | 3,688,497                   |       |
| 9/28/2021                                       | Cheniere Marketing, LLC and Corpus Christi Liquefaction, LLC | Corpus Christi Liquefaction, LLC | 2012-97-LNG   | Long-Term   | India                  | Torben Spirit         | Corpus Christi, Texas | 3,051,309                   | [*]   |
| 9/28/2021                                       | Cheniere Marketing, LLC and Corpus Christi Liquefaction, LLC | Corpus Christi Liquefaction, LLC | 2012-97-LNG   | Long-Term   | Turkey                 | Torben Spirit         | Corpus Christi, Texas | 347,069                     | [*]   |
| 9/30/2021                                       | Cheniere Marketing, LLC and Corpus Christi Liquefaction, LLC | Corpus Christi Liquefaction, LLC | 2012-99-LNG   | Long-Term   | South Korea            | Celsius Carolina      | Corpus Christi, Texas | 2,909,359                   |       |
| <b>TOTAL Exports of LNG from Corpus Christi</b> |                                                              |                                  |               |             |                        |                       |                       | <b>445,470,526</b>          |       |

[S] **Spot** – a one-time transaction for near-term delivery of a specific quantity of LNG at a specific location. Prior to 2006, spot cargos could be included in either long-term or short-term authorized types.

[\*] **Split cargo** – a single shipment of LNG where portions of the cargo have different transactional characteristics. For instance, a single cargo can have more than one buyer, supplier, price, unloading port, loading port, or DOE authorization.

[C] **Commissioning cargo** – pre-commercial cargo loaded while export facility operations are still undergoing final testing and inspection. Commissioning cargos may occur multiple times for the same facility as individual LNG trains enter service.

[L] **Liquefaction fees** – liquefaction fees have been included in the cargo's price. Beginning with data for July 2019, all cargo prices include liquefaction fees, which include the full contract sales price under the relevant FOB LNG sale and purchase agreements. See Table 1(f) for a summary price per export facility per month.

Countries of destination are current as of publication date. Any updates to countries of destination reported will be published in the next scheduled *LNG Monthly*.

## VESSEL-BORNE EXPORTS OF DOMESTICALLY-PRODUCED LIQUEFIED NATURAL GAS (LNG)

Table 2a(iv)

| Date of Departure | Name of Exporter | Supplier                      | Docket Number | Docket Term | Country of Destination | Name of Tanker       | Departure Terminal | Volume (Mcf of Natural Gas) | Notes |
|-------------------|------------------|-------------------------------|---------------|-------------|------------------------|----------------------|--------------------|-----------------------------|-------|
| 1/2/2021          | Cameron LNG, LLC | Mitsui & Co. Energy Marketing | 2011-162-LNG  | Long-Term   | Japan                  | Marvel Kite          | Cameron, Louisiana | 3,483,869                   |       |
| 1/4/2021          | Cameron LNG, LLC | Various                       | 2011-162-LNG  | Long-Term   | India                  | Wilpride             | Cameron, Louisiana | 3,287,297                   |       |
| 1/6/2021          | Cameron LNG, LLC | Various                       | 2011-162-LNG  | Long-Term   | Japan                  | Gaslog Seattle       | Cameron, Louisiana | 3,285,428                   |       |
| 1/8/2021          | Cameron LNG, LLC | Mitsui & Co. Energy Marketing | 2011-162-LNG  | Long-Term   | Brazil                 | Golar Ice            | Cameron, Louisiana | 3,375,952                   |       |
| 1/10/2021         | Cameron LNG, LLC | Various                       | 2011-162-LNG  | Long-Term   | Japan                  | Diamond Gas Sakura   | Cameron, Louisiana | 3,235,084                   |       |
| 1/11/2021         | Cameron LNG, LLC | Mitsui & Co. Energy Marketing | 2011-145-LNG  | Long-Term   | South Korea            | Hoegh Gallant        | Cameron, Louisiana | 3,598,304                   |       |
| 1/14/2021         | Cameron LNG, LLC | Various                       | 2011-162-LNG  | Long-Term   | Brazil                 | Magellan Spirit      | Cameron, Louisiana | 3,122,014                   |       |
| 1/17/2021         | Cameron LNG, LLC | Various                       | 2011-162-LNG  | Long-Term   | China                  | Gaslog Skagen        | Cameron, Louisiana | 3,299,787                   |       |
| 1/18/2021         | Cameron LNG, LLC | Various Suppliers             | 2011-145-LNG  | Long-Term   | Dominican Republic     | LNG Unity            | Cameron, Louisiana | 2,327,400                   |       |
| 1/19/2021         | Cameron LNG, LLC | Mitsui & Co. Energy Marketing | 2011-162-LNG  | Long-Term   | Japan                  | Marvel Eagle         | Cameron, Louisiana | 3,303,114                   |       |
| 1/21/2021         | Cameron LNG, LLC | Various                       | 2011-162-LNG  | Long-Term   | Spain                  | BW Lilac             | Cameron, Louisiana | 3,659,693                   |       |
| 1/24/2021         | Cameron LNG, LLC | Various Suppliers             | 2011-145-LNG  | Long-Term   | South Korea            | BW GDF Suez Brussels | Cameron, Louisiana | 3,423,851                   |       |
| 1/26/2021         | Cameron LNG, LLC | Mitsui & Co. Energy Marketing | 2011-145-LNG  | Long-Term   | South Korea            | Marvel Heron         | Cameron, Louisiana | 3,561,524                   |       |
| 1/26/2021         | Cameron LNG, LLC | Various                       | 2011-162-LNG  | Long-Term   | Japan                  | Diamond Gas Rose     | Cameron, Louisiana | 3,503,608                   |       |
| 1/29/2021         | Cameron LNG, LLC | Various                       | 2011-162-LNG  | Long-Term   | Japan                  | Golar Seal           | Cameron, Louisiana | 3,398,202                   |       |
| 1/30/2021         | Cameron LNG, LLC | Various                       | 2011-162-LNG  | Long-Term   | Turkey                 | Methane Nile Eagle   | Cameron, Louisiana | 3,064,766                   |       |
| 1/31/2021         | Cameron LNG, LLC | Various Suppliers             | 2011-145-LNG  | Long-Term   | Dominican Republic     | LNG Unity            | Cameron, Louisiana | 2,329,760                   |       |
| 2/3/2021          | Cameron LNG, LLC | Mitsui & Co. Energy Marketing | 2011-145-LNG  | Long-Term   | South Korea            | Stena Crystal Sky    | Cameron, Louisiana | 3,669,392                   |       |
| 2/4/2021          | Cameron LNG, LLC | Various                       | 2011-162-LNG  | Long-Term   | Japan                  | Asia Venture         | Cameron, Louisiana | 3,394,921                   |       |
| 2/5/2021          | Cameron LNG, LLC | Various                       | 2011-162-LNG  | Long-Term   | Turkey                 | Arctic Lady          | Cameron, Louisiana | 3,111,355                   |       |
| 2/8/2021          | Cameron LNG, LLC | Mitsui & Co. Energy Marketing | 2011-162-LNG  | Long-Term   | Turkey                 | Energy Atlantic      | Cameron, Louisiana | 3,377,398                   |       |
| 2/12/2021         | Cameron LNG, LLC | Various                       | 2011-162-LNG  | Long-Term   | Brazil                 | LNG Alliance         | Cameron, Louisiana | 3,283,576                   |       |
| 2/13/2021         | Cameron LNG, LLC | Various                       | 2011-162-LNG  | Long-Term   | India                  | Gaslog Salem         | Cameron, Louisiana | 3,260,263                   |       |
| 2/14/2021         | Cameron LNG, LLC | Various Suppliers             | 2011-145-LNG  | Long-Term   | Dominican Republic     | LNG Unity            | Cameron, Louisiana | 2,338,304                   |       |
| 2/21/2021         | Cameron LNG, LLC | Mitsui & Co. Energy Marketing | 2011-162-LNG  | Long-Term   | Spain                  | Traiano Knutsen      | Cameron, Louisiana | 3,732,995                   |       |
| 2/24/2021         | Cameron LNG, LLC | Various                       | 2011-162-LNG  | Long-Term   | Brazil                 | Magellan Spirit      | Cameron, Louisiana | 2,890,645                   |       |
| 2/25/2021         | Cameron LNG, LLC | Various                       | 2011-162-LNG  | Long-Term   | France                 | Flex Volunteer       | Cameron, Louisiana | 3,669,153                   |       |
| 2/26/2021         | Cameron LNG, LLC | Mitsui & Co. Energy Marketing | 2011-162-LNG  | Long-Term   | Japan                  | Marvel Crane         | Cameron, Louisiana | 3,756,015                   |       |
| 3/1/2021          | Cameron LNG, LLC | Various                       | 2011-162-LNG  | Long-Term   | Japan                  | Diamond Gas Orchid   | Cameron, Louisiana | 3,503,534                   |       |
| 3/5/2021          | Cameron LNG, LLC | Various Suppliers             | 2011-145-LNG  | Long-Term   | Dominican Republic     | LNG Unity            | Cameron, Louisiana | 2,343,411                   |       |
| 3/6/2021          | Cameron LNG, LLC | Mitsui & Co. Energy Marketing | 2011-162-LNG  | Long-Term   | Turkey                 | Qogir                | Cameron, Louisiana | 3,619,306                   |       |
| 3/7/2021          | Cameron LNG, LLC | Various Suppliers             | 2011-145-LNG  | Long-Term   | Chile                  | BW Tulip             | Cameron, Louisiana | 3,629,500                   |       |
| 3/10/2021         | Cameron LNG, LLC | Various                       | 2011-162-LNG  | Long-Term   | Japan                  | Diamond Gas Sakura   | Cameron, Louisiana | 3,495,563                   |       |
| 3/12/2021         | Cameron LNG, LLC | Various                       | 2011-162-LNG  | Long-Term   | Netherlands            | Gaslog Westminster   | Cameron, Louisiana | 3,277,157                   |       |
| 3/15/2021         | Cameron LNG, LLC | Various                       | 2011-162-LNG  | Long-Term   | Taiwan                 | SK Resolute          | Cameron, Louisiana | 3,754,449                   |       |
| 3/16/2021         | Cameron LNG, LLC | Mitsui & Co. Energy Marketing | 2011-145-LNG  | Long-Term   | South Korea            | Marvel Kite          | Cameron, Louisiana | 3,671,934                   |       |
| 3/19/2021         | Cameron LNG, LLC | Various                       | 2011-162-LNG  | Long-Term   | India                  | Kmarin Emerald       | Cameron, Louisiana | 3,180,869                   |       |
| 3/20/2021         | Cameron LNG, LLC | Various                       | 2011-162-LNG  | Long-Term   | India                  | BW Lilac             | Cameron, Louisiana | 3,611,564                   |       |
| 3/21/2021         | Cameron LNG, LLC | Various Suppliers             | 2011-145-LNG  | Long-Term   | Dominican Republic     | LNG Unity            | Cameron, Louisiana | 2,340,924                   |       |
| 3/23/2021         | Cameron LNG, LLC | Mitsui & Co. Energy Marketing | 2011-162-LNG  | Long-Term   | Japan                  | Marvel Heron         | Cameron, Louisiana | 3,760,231                   |       |
| 3/25/2021         | Cameron LNG, LLC | Various Suppliers             | 2011-145-LNG  | Long-Term   | Panama                 | LNG Alliance         | Cameron, Louisiana | 3,278,522                   |       |
| 3/27/2021         | Cameron LNG, LLC | Mitsui & Co. Energy Marketing | 2011-162-LNG  | Long-Term   | France                 | Marvel Eagle         | Cameron, Louisiana | 3,308,730                   |       |
| 3/29/2021         | Cameron LNG, LLC | Various                       | 2011-162-LNG  | Long-Term   | Netherlands            | Golar Kelvin         | Cameron, Louisiana | 3,125,048                   |       |
| 4/1/2021          | Cameron LNG, LLC | Mitsui & Co. Energy Marketing | 2011-162-LNG  | Long-Term   | United Kingdom         | Marvel Falcon        | Cameron, Louisiana | 3,693,603                   |       |
| 4/4/2021          | Cameron LNG, LLC | Various                       | 2011-162-LNG  | Long-Term   | China                  | Maran Gas Mystras    | Cameron, Louisiana | 3,279,108                   |       |

[S] **Spot** – a one-time transaction for near-term delivery of a specific quantity of LNG at a specific location. Prior to 2006, spot cargos could be included in either long-term or short-term authorized types.

[\*] **Split cargo** – a single shipment of LNG where portions of the cargo have different transactional characteristics. For instance, a single cargo can have more than one buyer, supplier, price, unloading port, loading port, or DOE authorization.

[C] **Commissioning cargo** – pre-commercial cargo loaded while export facility operations are still undergoing final testing and inspection. Commissioning cargos may occur multiple times for the same facility as individual LNG trains enter service.

[L] **Liquefaction fees** – liquefaction fees have been included in the cargo prices for all months. See Table 1(f) for a summary price per export facility per month.

Countries of destination are current as of publication date. Any updates to countries of destination reported will be published in the next scheduled *LNG Monthly*.

## VESSEL-BORNE EXPORTS OF DOMESTICALLY-PRODUCED LIQUEFIED NATURAL GAS (LNG)

Table 2a(iv)

| Date of Departure | Name of Exporter | Supplier                      | Docket Number | Docket Term | Country of Destination | Name of Tanker         | Departure Terminal | Volume (Mcf of Natural Gas) | Notes |
|-------------------|------------------|-------------------------------|---------------|-------------|------------------------|------------------------|--------------------|-----------------------------|-------|
| 4/6/2021          | Cameron LNG, LLC | Various                       | 2011-162-LNG  | Long-Term   | France                 | La Seine               | Cameron, Louisiana | 3,675,789                   |       |
| 4/7/2021          | Cameron LNG, LLC | Mitsui & Co. Energy Marketing | 2011-162-LNG  | Long-Term   | China                  | Marvel Hawk            | Cameron, Louisiana | 3,431,250                   |       |
| 4/9/2021          | Cameron LNG, LLC | Various                       | 2011-162-LNG  | Long-Term   | China                  | Diamond Gas Metropolis | Cameron, Louisiana | 3,283,916                   |       |
| 4/11/2021         | Cameron LNG, LLC | Various                       | 2011-162-LNG  | Long-Term   | France                 | Qogir                  | Cameron, Louisiana | 3,622,314                   |       |
| 4/13/2021         | Cameron LNG, LLC | Mitsui & Co. Energy Marketing | 2011-145-LNG  | Long-Term   | South Korea            | Stena Crystal Sky      | Cameron, Louisiana | 3,603,352                   |       |
| 4/16/2021         | Cameron LNG, LLC | Various                       | 2011-162-LNG  | Long-Term   | India                  | Cool Racer             | Cameron, Louisiana | 3,147,603                   |       |
| 4/18/2021         | Cameron LNG, LLC | Various Suppliers             | 2011-145-LNG  | Long-Term   | Chile                  | LNG Alliance           | Cameron, Louisiana | 3,269,143                   |       |
| 4/20/2021         | Cameron LNG, LLC | Mitsui & Co. Energy Marketing | 2011-145-LNG  | Long-Term   | Chile                  | Maran Gas Posidonia    | Cameron, Louisiana | 3,424,470                   |       |
| 4/22/2021         | Cameron LNG, LLC | Various                       | 2011-162-LNG  | Long-Term   | Taiwan                 | Gaslog Hong Kong       | Cameron, Louisiana | 3,678,201                   |       |
| 4/24/2021         | Cameron LNG, LLC | Various                       | 2011-162-LNG  | Long-Term   | China                  | Flex Ranger            | Cameron, Louisiana | 3,566,799                   |       |
| 4/25/2021         | Cameron LNG, LLC | Mitsui & Co. Energy Marketing | 2011-162-LNG  | Long-Term   | Japan                  | Marvel Eagle           | Cameron, Louisiana | 3,316,629                   |       |
| 4/27/2021         | Cameron LNG, LLC | Various Suppliers             | 2011-145-LNG  | Long-Term   | Dominican Republic     | LNG Unity              | Cameron, Louisiana | 2,353,120                   |       |
| 4/30/2021         | Cameron LNG, LLC | Various                       | 2011-162-LNG  | Long-Term   | Japan                  | Diamond Gas Rose       | Cameron, Louisiana | 3,517,943                   |       |
| 5/2/2021          | Cameron LNG, LLC | Mitsui & Co. Energy Marketing | 2011-162-LNG  | Long-Term   | Japan                  | Marvel Crane           | Cameron, Louisiana | 3,751,594                   |       |
| 5/3/2021          | Cameron LNG, LLC | Various                       | 2011-162-LNG  | Long-Term   | Japan                  | Diamond Gas Orchid     | Cameron, Louisiana | 3,492,527                   |       |
| 5/5/2021          | Cameron LNG, LLC | Various                       | 2011-162-LNG  | Long-Term   | Bangladesh             | LNG Adventure          | Cameron, Louisiana | 3,654,576                   |       |
| 5/6/2021          | Cameron LNG, LLC | Mitsui & Co. Energy Marketing | 2011-162-LNG  | Long-Term   | India                  | Marvel Falcon          | Cameron, Louisiana | 3,660,689                   |       |
| 5/9/2021          | Cameron LNG, LLC | Various                       | 2011-162-LNG  | Long-Term   | United Kingdom         | Diamond Gas Sakura     | Cameron, Louisiana | 3,488,158                   |       |
| 5/12/2021         | Cameron LNG, LLC | Various Suppliers             | 2011-145-LNG  | Long-Term   | Dominican Republic     | LNG Unity              | Cameron, Louisiana | 2,336,380                   |       |
| 5/12/2021         | Cameron LNG, LLC | Various                       | 2011-162-LNG  | Long-Term   | Croatia                | Rias Baixas Knutsen    | Cameron, Louisiana | 3,363,998                   |       |
| 5/14/2021         | Cameron LNG, LLC | Mitsui & Co. Energy Marketing | 2011-162-LNG  | Long-Term   | Taiwan                 | Marvel Pelican         | Cameron, Louisiana | 3,316,269                   |       |
| 5/15/2021         | Cameron LNG, LLC | Various                       | 2011-162-LNG  | Long-Term   | France                 | BW Suez Everett        | Cameron, Louisiana | 1,488,550                   |       |
| 5/17/2021         | Cameron LNG, LLC | Various                       | 2011-162-LNG  | Long-Term   | China                  | Kita LNG               | Cameron, Louisiana | 2,851,331                   |       |
| 5/20/2021         | Cameron LNG, LLC | Mitsui & Co. Energy Marketing | 2011-162-LNG  | Long-Term   | Brazil                 | SCF La Perouse         | Cameron, Louisiana | 2,167,607                   | [*]   |
| 5/20/2021         | Cameron LNG, LLC | Mitsui & Co. Energy Marketing | 2011-162-LNG  | Long-Term   | India                  | SCF La Perouse         | Cameron, Louisiana | 1,496,480                   | [*]   |
| 5/21/2021         | Cameron LNG, LLC | Various                       | 2011-162-LNG  | Long-Term   | Netherlands            | BW Lilac               | Cameron, Louisiana | 3,559,691                   |       |
| 5/24/2021         | Cameron LNG, LLC | Various                       | 2011-162-LNG  | Long-Term   | India                  | Ibri LNG               | Cameron, Louisiana | 3,050,599                   |       |
| 5/25/2021         | Cameron LNG, LLC | Various Suppliers             | 2011-145-LNG  | Long-Term   | Panama                 | LNG Unity              | Cameron, Louisiana | 2,341,301                   |       |
| 5/27/2021         | Cameron LNG, LLC | Mitsui & Co. Energy Marketing | 2011-162-LNG  | Long-Term   | Japan                  | Marvel Swan            | Cameron, Louisiana | 3,558,021                   |       |
| 5/28/2021         | Cameron LNG, LLC | Various Suppliers             | 2011-145-LNG  | Long-Term   | Singapore              | Methane Nile Eagle     | Cameron, Louisiana | 3,089,270                   |       |
| 5/30/2021         | Cameron LNG, LLC | Various                       | 2011-162-LNG  | Long-Term   | Belgium                | SK Audace              | Cameron, Louisiana | 2,100,143                   |       |
| 6/1/2021          | Cameron LNG, LLC | Mitsui & Co. Energy Marketing | 2011-162-LNG  | Long-Term   | Japan                  | Marvel Kite            | Cameron, Louisiana | 3,482,027                   |       |
| 6/4/2021          | Cameron LNG, LLC | Various                       | 2011-162-LNG  | Long-Term   | Brazil                 | Neo Energy             | Cameron, Louisiana | 1,487,018                   | [*]   |
| 6/4/2021          | Cameron LNG, LLC | Various                       | 2011-162-LNG  | Long-Term   | Brazil                 | Neo Energy             | Cameron, Louisiana | 1,508,831                   | [*]   |
| 6/5/2021          | Cameron LNG, LLC | Various                       | 2011-162-LNG  | Long-Term   | India                  | BW GDF Suez Brussels   | Cameron, Louisiana | 3,403,561                   |       |
| 6/9/2021          | Cameron LNG, LLC | Various Suppliers             | 2011-145-LNG  | Long-Term   | Dominican Republic     | LNG Unity              | Cameron, Louisiana | 2,332,274                   |       |
| 6/11/2021         | Cameron LNG, LLC | Various                       | 2011-162-LNG  | Long-Term   | Japan                  | Diamond Gas Sakura     | Cameron, Louisiana | 3,500,169                   |       |
| 6/14/2021         | Cameron LNG, LLC | Mitsui & Co. Energy Marketing | 2011-162-LNG  | Long-Term   | China                  | Maran Gas Posidonia    | Cameron, Louisiana | 3,409,149                   |       |
| 6/16/2021         | Cameron LNG, LLC | Mitsui & Co. Energy Marketing | 2011-162-LNG  | Long-Term   | Japan                  | Marvel Heron           | Cameron, Louisiana | 3,760,552                   |       |
| 6/18/2021         | Cameron LNG, LLC | Various                       | 2011-162-LNG  | Long-Term   | China                  | BW Lilac               | Cameron, Louisiana | 3,524,715                   |       |
| 6/23/2021         | Cameron LNG, LLC | Various Suppliers             | 2011-145-LNG  | Long-Term   | Dominican Republic     | LNG Unity              | Cameron, Louisiana | 2,337,401                   |       |
| 6/24/2021         | Cameron LNG, LLC | Mitsui & Co. Energy Marketing | 2011-145-LNG  | Long-Term   | South Korea            | Marvel Hawk            | Cameron, Louisiana | 3,658,685                   |       |
| 6/25/2021         | Cameron LNG, LLC | Various                       | 2011-162-LNG  | Long-Term   | India                  | Maran Gas Efessos      | Cameron, Louisiana | 3,184,708                   |       |
| 6/29/2021         | Cameron LNG, LLC | Various                       | 2011-162-LNG  | Long-Term   | Japan                  | Maran Gas Apollonia    | Cameron, Louisiana | 3,427,437                   |       |
| 7/1/2021          | Cameron LNG, LLC | Mitsui & Co. Energy Marketing | 2011-162-LNG  | Long-Term   | China                  | Marvel Crane           | Cameron, Louisiana | 3,745,949                   |       |

[S] Spot – a one-time transaction for near-term delivery of a specific quantity of LNG at a specific location. Prior to 2006, spot cargos could be included in either long-term or short-term authorized types.

[\*] Split cargo – a single shipment of LNG where portions of the cargo have different transactional characteristics. For instance, a single cargo can have more than one buyer, supplier, price, unloading port, loading port, or DOE authorization.

[C] Commissioning cargo – pre-commercial cargo loaded while export facility operations are still undergoing final testing and inspection. Commissioning cargos may occur multiple times for the same facility as individual LNG trains enter service.

[L] Liquefaction fees – liquefaction fees have been included in the cargo prices for all months. See Table 1(f) for a summary price per export facility per month.

Countries of destination are current as of publication date. Any updates to countries of destination reported will be published in the next scheduled *LNG Monthly*.



## VESSEL-BORNE EXPORTS OF DOMESTICALLY-PRODUCED LIQUEFIED NATURAL GAS (LNG)

Table 2a(iv)

| Date of Departure | Name of Exporter | Supplier                      | Docket Number | Docket Term | Country of Destination | Name of Tanker      | Departure Terminal | Volume (Mcf of Natural Gas) | Notes |
|-------------------|------------------|-------------------------------|---------------|-------------|------------------------|---------------------|--------------------|-----------------------------|-------|
| 7/4/2021          | Cameron LNG, LLC | Various Suppliers             | 2011-145-LNG  | Long-Term   | South Korea            | Stena Clear Sky     | Cameron, Louisiana | 3,663,092                   |       |
| 7/5/2021          | Cameron LNG, LLC | Mitsui & Co. Energy Marketing | 2011-162-LNG  | Long-Term   | Japan                  | Marvel Falcon       | Cameron, Louisiana | 3,642,052                   |       |
| 7/7/2021          | Cameron LNG, LLC | Various                       | 2011-162-LNG  | Long-Term   | Brazil                 | Golar Crystal       | Cameron, Louisiana | 3,261,566                   |       |
| 7/9/2021          | Cameron LNG, LLC | Various                       | 2011-162-LNG  | Long-Term   | India                  | Arctic Voyager      | Cameron, Louisiana | 3,032,452                   |       |
| 7/11/2021         | Cameron LNG, LLC | Mitsui & Co. Energy Marketing | 2011-162-LNG  | Long-Term   | Taiwan                 | Qogir               | Cameron, Louisiana | 3,667,892                   |       |
| 7/14/2021         | Cameron LNG, LLC | Various Suppliers             | 2011-145-LNG  | Long-Term   | South Korea            | Gaslog Sydney       | Cameron, Louisiana | 3,280,890                   |       |
| 7/16/2021         | Cameron LNG, LLC | Various                       | 2011-162-LNG  | Long-Term   | Japan                  | Diamond Gas Orchid  | Cameron, Louisiana | 3,486,020                   |       |
| 7/18/2021         | Cameron LNG, LLC | Various Suppliers             | 2011-145-LNG  | Long-Term   | Dominican Republic     | LNG Unity           | Cameron, Louisiana | 1,806,254                   |       |
| 7/21/2021         | Cameron LNG, LLC | Mitsui & Co. Energy Marketing | 2011-162-LNG  | Long-Term   | Japan                  | Marvel Pelican      | Cameron, Louisiana | 3,311,690                   |       |
| 7/22/2021         | Cameron LNG, LLC | Various                       | 2011-162-LNG  | Long-Term   | India                  | Solaris             | Cameron, Louisiana | 3,145,940                   |       |
| 7/23/2021         | Cameron LNG, LLC | Various                       | 2011-162-LNG  | Long-Term   | India                  | Kita LNG            | Cameron, Louisiana | 3,124,468                   |       |
| 7/25/2021         | Cameron LNG, LLC | Various                       | 2011-162-LNG  | Long-Term   | Pakistan               | Meridian Spirit     | Cameron, Louisiana | 3,425,456                   |       |
| 7/29/2021         | Cameron LNG, LLC | Mitsui & Co. Energy Marketing | 2011-162-LNG  | Long-Term   | China                  | Marvel Eagle        | Cameron, Louisiana | 3,325,348                   |       |
| 7/29/2021         | Cameron LNG, LLC | Various                       | 2011-162-LNG  | Long-Term   | Turkey                 | LNG Unity           | Cameron, Louisiana | 2,340,438                   |       |
| 7/31/2021         | Cameron LNG, LLC | Various                       | 2011-162-LNG  | Long-Term   | Argentina              | Sean Spirit         | Cameron, Louisiana | 2,220,095                   | [*]   |
| 7/31/2021         | Cameron LNG, LLC | Various                       | 2011-162-LNG  | Long-Term   | Brazil                 | Sean Spirit         | Cameron, Louisiana | 1,294,026                   | [*]   |
| 8/2/2021          | Cameron LNG, LLC | Various                       | 2011-162-LNG  | Long-Term   | China                  | Minerva Limnos      | Cameron, Louisiana | 3,140,304                   |       |
| 8/7/2021          | Cameron LNG, LLC | Various                       | 2011-162-LNG  | Long-Term   | Spain                  | Methane Nile Eagle  | Cameron, Louisiana | 2,978,566                   |       |
| 8/9/2021          | Cameron LNG, LLC | Various Suppliers             | 2011-145-LNG  | Long-Term   | South Korea            | Diamond Gas Sakura  | Cameron, Louisiana | 3,372,463                   |       |
| 8/11/2021         | Cameron LNG, LLC | Mitsui & Co. Energy Marketing | 2011-162-LNG  | Long-Term   | Japan                  | Marvel Kite         | Cameron, Louisiana | 3,531,509                   |       |
| 8/13/2021         | Cameron LNG, LLC | Various                       | 2011-162-LNG  | Long-Term   | Kuwait                 | Gaslog Seattle      | Cameron, Louisiana | 3,297,680                   |       |
| 8/14/2021         | Cameron LNG, LLC | Various Suppliers             | 2011-145-LNG  | Long-Term   | Dominican Republic     | Arctic Lady         | Cameron, Louisiana | 1,054,044                   |       |
| 8/17/2021         | Cameron LNG, LLC | Various                       | 2011-162-LNG  | Long-Term   | Japan                  | Diamond Gas Rose    | Cameron, Louisiana | 3,500,573                   |       |
| 8/19/2021         | Cameron LNG, LLC | Various                       | 2011-162-LNG  | Long-Term   | Japan                  | LNG Mars            | Cameron, Louisiana | 2,732,939                   |       |
| 8/21/2021         | Cameron LNG, LLC | Mitsui & Co. Energy Marketing | 2011-162-LNG  | Long-Term   | Italy                  | Maran Gas Posidonia | Cameron, Louisiana | 3,400,773                   |       |
| 8/23/2021         | Cameron LNG, LLC | Mitsui & Co. Energy Marketing | 2011-162-LNG  | Long-Term   | China                  | Marvel Heron        | Cameron, Louisiana | 3,749,129                   |       |
| 8/25/2021         | Cameron LNG, LLC | Various                       | 2011-162-LNG  | Long-Term   | Netherlands            | BW Lilac            | Cameron, Louisiana | 3,671,132                   |       |
| 8/27/2021         | Cameron LNG, LLC | Mitsui & Co. Energy Marketing | 2011-162-LNG  | Long-Term   | South Korea            | Marvel Hawk         | Cameron, Louisiana | 3,660,945                   |       |
| 8/28/2021         | Cameron LNG, LLC | Various Suppliers             | 2011-145-LNG  | Long-Term   | Dominican Republic     | La Seine            | Cameron, Louisiana | 2,963,455                   | [*]   |
| 8/28/2021         | Cameron LNG, LLC | Various                       | 2011-162-LNG  | Long-Term   | France                 | La Seine            | Cameron, Louisiana | 679,682                     | [*]   |
| 9/1/2021          | Cameron LNG, LLC | Various                       | 2011-162-LNG  | Long-Term   | India                  | Maran Gas Efessos   | Cameron, Louisiana | 3,149,414                   |       |
| 9/2/2021          | Cameron LNG, LLC | Various                       | 2011-162-LNG  | Long-Term   | China                  | SK Audace           | Cameron, Louisiana | 3,227,780                   | [*]   |
| 9/2/2021          | Cameron LNG, LLC | Various                       | 2011-162-LNG  | Long-Term   | Indonesia              | SK Audace           | Cameron, Louisiana | 560,805                     | [*]   |
| 9/4/2021          | Cameron LNG, LLC | Mitsui & Co. Energy Marketing | 2011-145-LNG  | Long-Term   | South Korea            | Golar Frost         | Cameron, Louisiana | 3,381,895                   |       |
| 9/7/2021          | Cameron LNG, LLC | Various                       | 2011-162-LNG  | Long-Term   | France                 | Gaslog Hong Kong    | Cameron, Louisiana | 3,684,362                   |       |
| 9/8/2021          | Cameron LNG, LLC | Various                       | 2011-162-LNG  | Long-Term   | Kuwait                 | Golar Seal          | Cameron, Louisiana | 3,367,073                   |       |
| 9/10/2021         | Cameron LNG, LLC | Various                       | 2011-162-LNG  | Long-Term   | China                  | MOL Hestia          | Cameron, Louisiana | 3,674,115                   |       |
| 9/13/2021         | Cameron LNG, LLC | Mitsui & Co. Energy Marketing | 2011-162-LNG  | Long-Term   | China                  | Marvel Falcon       | Cameron, Louisiana | 3,668,867                   |       |
| 9/17/2021         | Cameron LNG, LLC | Various                       | 2011-162-LNG  | Long-Term   | Netherlands            | Methane Nile Eagle  | Cameron, Louisiana | 3,038,312                   |       |
| 9/18/2021         | Cameron LNG, LLC | Mitsui & Co. Energy Marketing | 2011-162-LNG  | Long-Term   | Kuwait                 | Stena Crystal Sky   | Cameron, Louisiana | 3,686,176                   |       |
| 9/20/2021         | Cameron LNG, LLC | Various                       | 2011-162-LNG  | Long-Term   | Brazil                 | Stena Clear Sky     | Cameron, Louisiana | 3,665,518                   |       |
| 9/22/2021         | Cameron LNG, LLC | Various                       | 2011-162-LNG  | Long-Term   | Japan                  | Diamond Gas Orchid  | Cameron, Louisiana | 3,492,124                   |       |
| 9/24/2021         | Cameron LNG, LLC | Mitsui & Co. Energy Marketing | 2011-162-LNG  | Long-Term   | China                  | Marvel Crane        | Cameron, Louisiana | 3,771,479                   |       |
| 9/25/2021         | Cameron LNG, LLC | Various Suppliers             | 2011-145-LNG  | Long-Term   | Chile                  | Point Fortin        | Cameron, Louisiana | 1,393,667                   | [*]   |
| 9/25/2021         | Cameron LNG, LLC | Various                       | 2011-162-LNG  | Long-Term   | Brazil                 | Point Fortin        | Cameron, Louisiana | 1,879,264                   | [*]   |

[S] Spot – a one-time transaction for near-term delivery of a specific quantity of LNG at a specific location. Prior to 2006, spot cargos could be included in either long-term or short-term authorized types.

[\*] Split cargo – a single shipment of LNG where portions of the cargo have different transactional characteristics. For instance, a single cargo can have more than one buyer, supplier, price, unloading port, loading port, or DOE authorization.

[C] Commissioning cargo – pre-commercial cargo loaded while export facility operations are still undergoing final testing and inspection. Commissioning cargos may occur multiple times for the same facility as individual LNG trains enter service.

[L] Liquefaction fees – liquefaction fees have been included in the cargo prices for all months. See Table 1(f) for a summary price per export facility per month.

Countries of destination are current as of publication date. Any updates to countries of destination reported will be published in the next scheduled *LNG Monthly*.

### VESSEL-BORNE EXPORTS OF DOMESTICALLY-PRODUCED LIQUEFIED NATURAL GAS (LNG)

Table 2a(iv)

| Date of Departure                        | Name of Exporter | Supplier                      | Docket Number | Docket Term | Country of Destination | Name of Tanker | Departure Terminal | Volume (Mcf of Natural Gas) | Notes |
|------------------------------------------|------------------|-------------------------------|---------------|-------------|------------------------|----------------|--------------------|-----------------------------|-------|
| 9/27/2021                                | Cameron LNG, LLC | Various                       | 2011-162-LNG  | Long-Term   | Spain                  | BW Lilac       | Cameron, Louisiana | 3,496,939                   |       |
| 9/30/2021                                | Cameron LNG, LLC | Mitsui & Co. Energy Marketing | 2011-162-LNG  | Long-Term   | China                  | La Seine       | Cameron, Louisiana | 3,113,406                   | [*]   |
| 9/30/2021                                | Cameron LNG, LLC | Mitsui & Co. Energy Marketing | 2011-162-LNG  | Long-Term   | Indonesia              | La Seine       | Cameron, Louisiana | 556,805                     | [*]   |
| <b>TOTAL Exports of LNG from Cameron</b> |                  |                               |               |             |                        |                |                    | <b>371,677,141</b>          |       |

[S] **Spot** – a one-time transaction for near-term delivery of a specific quantity of LNG at a specific location. Prior to 2006, spot cargos could be included in either long-term or short-term authorized types.

[\*] **Split cargo** – a single shipment of LNG where portions of the cargo have different transactional characteristics. For instance, a single cargo can have more than one buyer, supplier, price, unloading port, loading port, or DOE authorization.

[C] **Commissioning cargo** – pre-commercial cargo loaded while export facility operations are still undergoing final testing and inspection. Commissioning cargos may occur multiple times for the same facility as individual LNG trains enter service.

[L] **Liquefaction fees** – liquefaction fees have been included in the cargo prices for all months. See Table 1(f) for a summary price per export facility per month.

Countries of destination are current as of publication date. Any updates to countries of destination reported will be published in the next scheduled *LNG Monthly*.



U.S. DEPARTMENT OF  
**ENERGY**

Fossil Energy and  
Carbon Management

OFFICE OF RESOURCE SUSTAINABILITY

## VESSEL-BORNE EXPORTS OF DOMESTICALLY-PRODUCED LIQUEFIED NATURAL GAS (LNG)

Table 2a(v)

| Date of Departure | Name of Exporter                                        | Supplier                                                | Docket Number | Docket Term | Country of Destination | Name of Tanker         | Departure Terminal | Volume (Mcf of Natural Gas) | Notes |
|-------------------|---------------------------------------------------------|---------------------------------------------------------|---------------|-------------|------------------------|------------------------|--------------------|-----------------------------|-------|
| 1/2/2021          | Freeport LNG Expansion, L.P.                            | Freeport LNG Expansion, L.P. and FLNG Liquefaction, LLC | 2010-161-LNG  | Long-Term   | Japan                  | Arctic Aurora          | Freeport, Texas    | 3,307,098                   |       |
| 1/3/2021          | Freeport LNG Expansion, L.P.                            | Freeport LNG Expansion, L.P. and FLNG Liquefaction, LLC | 2010-160-LNG  | Long-Term   | Dominican Republic     | BW Magnolia            | Freeport, Texas    | 2,238,182                   | [*]   |
| 1/3/2021          | Freeport LNG Expansion, L.P.                            | Freeport LNG Expansion, L.P. and FLNG Liquefaction, LLC | 2010-161-LNG  | Long-Term   | Jamaica                | BW Magnolia            | Freeport, Texas    | 782,217                     | [*]   |
| 1/4/2021          | Freeport LNG Expansion, L.P.                            | Freeport LNG Expansion, L.P. and FLNG Liquefaction, LLC | 2010-160-LNG  | Long-Term   | South Korea            | Barcelona Knutsen      | Freeport, Texas    | 3,654,982                   |       |
| 1/5/2021          | Freeport LNG Expansion, L.P.                            | Freeport LNG Expansion, L.P. and FLNG Liquefaction, LLC | 2010-161-LNG  | Long-Term   | Japan                  | Gaslog Windsor         | Freeport, Texas    | 3,845,420                   |       |
| 1/6/2021          | Freeport LNG Expansion, L.P.                            | Freeport LNG Expansion, L.P. and FLNG Liquefaction, LLC | 2010-161-LNG  | Long-Term   | Taiwan                 | Kinisis                | Freeport, Texas    | 3,696,635                   |       |
| 1/9/2021          | Freeport LNG Expansion, L.P.                            | Freeport LNG Expansion, L.P. and FLNG Liquefaction, LLC | 2010-161-LNG  | Long-Term   | Japan                  | LNG Juno               | Freeport, Texas    | 3,873,512                   |       |
| 1/11/2021         | Freeport LNG Expansion, L.P.                            | Freeport LNG Expansion, L.P. and FLNG Liquefaction, LLC | 2010-161-LNG  | Long-Term   | China                  | Gaslog Hong Kong       | Freeport, Texas    | 3,539,319                   |       |
| 1/15/2021         | Freeport LNG Expansion, L.P.                            | Freeport LNG Expansion, L.P. and FLNG Liquefaction, LLC | 2010-161-LNG  | Long-Term   | United Kingdom         | BW Magnolia            | Freeport, Texas    | 3,703,125                   |       |
| 1/16/2021         | Freeport LNG Expansion, L.P.                            | Freeport LNG Expansion, L.P. and FLNG Liquefaction, LLC | 2010-161-LNG  | Long-Term   | Japan                  | Sohshu Maru            | Freeport, Texas    | 3,681,088                   |       |
| 1/19/2021         | Freeport LNG Expansion, L.P.                            | Freeport LNG Expansion, L.P. and FLNG Liquefaction, LLC | 2010-161-LNG  | Long-Term   | Japan                  | British Mentor         | Freeport, Texas    | 3,696,892                   |       |
| 1/20/2021         | Freeport LNG Expansion, L.P.                            | FLEX                                                    | 2011-161-LNG  | Long-Term   | China                  | Maran Gas Vergina      | Freeport, Texas    | 3,707,349                   |       |
| 1/23/2021         | Freeport LNG Expansion, L.P.                            | Freeport LNG Expansion, L.P. and FLNG Liquefaction, LLC | 2010-161-LNG  | Long-Term   | Turkey                 | LNG Abalamabie         | Freeport, Texas    | 3,518,159                   |       |
| 1/25/2021         | Freeport LNG Expansion, L.P., et al.                    | FLEX                                                    | 2016-108-LNG  | Long-Term   | India                  | Golar Celsius          | Freeport, Texas    | 3,422,049                   |       |
| 1/26/2021         | Freeport LNG Expansion, L.P., et al.                    | FLEX                                                    | 2016-108-LNG  | Long-Term   | Bangladesh             | Arctic Princess        | Freeport, Texas    | 3,147,735                   |       |
| 1/27/2021         | Freeport LNG Expansion, L.P.                            | Freeport LNG Expansion, L.P. and FLNG Liquefaction, LLC | 2010-161-LNG  | Long-Term   | Japan                  | Shinshu Maru           | Freeport, Texas    | 3,764,517                   |       |
| 1/28/2021         | Freeport LNG Expansion, L.P.                            | Freeport LNG Expansion, L.P. and FLNG Liquefaction, LLC | 2010-161-LNG  | Long-Term   | United Kingdom         | British Achiever       | Freeport, Texas    | 3,695,381                   |       |
| 1/31/2021         | Freeport LNG Expansion, L.P.                            | Freeport LNG Expansion, L.P. and FLNG Liquefaction, LLC | 2010-161-LNG  | Long-Term   | Turkey                 | SK Resolute            | Freeport, Texas    | 3,829,037                   |       |
| 2/2/2021          | Freeport LNG Expansion, L.P., et al.                    | FLEX                                                    | 2016-108-LNG  | Long-Term   | Lithuania              | Cool Runner            | Freeport, Texas    | 3,430,428                   |       |
| 2/5/2021          | Freeport LNG Expansion, L.P., et al.                    | FLEX                                                    | 2016-108-LNG  | Long-Term   | Turkey                 | British Sapphire       | Freeport, Texas    | 3,318,380                   |       |
| 2/6/2021          | Freeport LNG Expansion, L.P.                            | Freeport LNG Expansion, L.P. and FLNG Liquefaction, LLC | 2010-160-LNG  | Long-Term   | South Korea            | Prism Brilliance       | Freeport, Texas    | 3,811,757                   |       |
| 2/7/2021          | Freeport LNG Expansion, L.P., et al.                    | FLEX                                                    | 2016-108-LNG  | Long-Term   | France                 | Gaslog Wales           | Freeport, Texas    | 3,826,677                   |       |
| 2/8/2021          | Freeport LNG Expansion, L.P., et al.                    | FLEX                                                    | 2016-108-LNG  | Long-Term   | Japan                  | Diamond Gas Metropolis | Freeport, Texas    | 3,649,717                   |       |
| 2/12/2021         | Freeport LNG Expansion, L.P., et al.                    | FLEX                                                    | 2016-108-LNG  | Long-Term   | Turkey                 | British Contributor    | Freeport, Texas    | 3,702,651                   |       |
| 2/17/2021         | Freeport LNG Expansion, L.P.                            | Freeport LNG Expansion, L.P. and FLNG Liquefaction, LLC | 2010-160-LNG  | Long-Term   | Mexico                 | Seri Balhaf            | Freeport, Texas    | 3,367,350                   | [S]   |
| 2/17/2021         | Freeport LNG Expansion, L.P., et al.                    | FLEX                                                    | 2016-108-LNG  | Long-Term   | United Kingdom         | Maran Gas Troy         | Freeport, Texas    | 2,686,128                   |       |
| 2/28/2021         | Freeport LNG Expansion, L.P., et al.                    | FLEX                                                    | 2016-108-LNG  | Long-Term   | Netherlands            | LNG Rosenrot           | Freeport, Texas    | 2,677,826                   |       |
| 3/1/2021          | Freeport LNG Expansion, L.P.                            | Freeport LNG Expansion, L.P. and FLNG Liquefaction, LLC | 2010-160-LNG  | Long-Term   | Dominican Republic     | British Sponsor        | Freeport, Texas    | 414,987                     | [*]   |
| 3/1/2021          | Freeport LNG Expansion, L.P., et al.                    | FLEX                                                    | 2016-108-LNG  | Long-Term   | Israel                 | British Sponsor        | Freeport, Texas    | 2,826,244                   | [*]   |
| 3/3/2021          | Freeport LNG Expansion, L.P., et al.                    | FLEX                                                    | 2016-108-LNG  | Long-Term   | China                  | Bahrain Spirit         | Freeport, Texas    | 3,713,868                   |       |
| 3/4/2021          | Freeport LNG Expansion, L.P., et al.                    | FLEX                                                    | 2016-108-LNG  | Long-Term   | Japan                  | Flex Rainbow           | Freeport, Texas    | 2,200,458                   |       |
| 3/8/2021          | Freeport LNG Expansion, L.P., et al.                    | FLEX                                                    | 2016-108-LNG  | Long-Term   | Croatia                | Patris                 | Freeport, Texas    | 3,688,973                   |       |
| 3/9/2021          | Freeport LNG Expansion, L.P., et al.                    | FLEX                                                    | 2016-108-LNG  | Long-Term   | Greece                 | Hoegh Gannet           | Freeport, Texas    | 3,319,244                   |       |
| 3/11/2021         | Freeport LNG Expansion, L.P., et al.                    | FLEX                                                    | 2016-108-LNG  | Long-Term   | Japan                  | Sean Spirit            | Freeport, Texas    | 3,690,273                   |       |
| 3/12/2021         | Freeport LNG Expansion, L.P., et al.                    | FLEX                                                    | 2016-108-LNG  | Long-Term   | Italy                  | Gaslog Wales           | Freeport, Texas    | 3,834,834                   |       |
| 3/14/2021         | Freeport LNG Expansion, L.P., et al.                    | FLEX                                                    | 2016-108-LNG  | Long-Term   | Spain                  | LNG Schneeweisschen    | Freeport, Texas    | 3,832,002                   |       |
| 3/16/2021         | Freeport LNG Expansion, L.P., et al.                    | FLEX                                                    | 2016-108-LNG  | Long-Term   | Japan                  | LNG Juno               | Freeport, Texas    | 3,878,065                   |       |
| 3/18/2021         | Freeport LNG Expansion, L.P., et al.                    | FLEX                                                    | 2016-108-LNG  | Long-Term   | Croatia                | British Contributor    | Freeport, Texas    | 3,678,329                   |       |
| 3/20/2021         | Freeport LNG Expansion, L.P.                            | Freeport LNG Expansion, L.P. and FLNG Liquefaction, LLC | 2010-160-LNG  | Long-Term   | South Korea            | Barcelona Knutsen      | Freeport, Texas    | 3,468,843                   |       |
| 3/23/2021         | Freeport LNG Expansion, L.P. and FLNG Liquefaction, LLC | FLEX                                                    | 2011-161-LNG  | Long-Term   | France                 | Gaslog Hong Kong       | Freeport, Texas    | 3,637,061                   |       |

[S] Spot – a one-time transaction for near-term delivery of a specific quantity of LNG at a specific location. Prior to 2006, spot cargos could be included in either long-term or short-term authorized types.

[\*] Split cargo – a single shipment of LNG where portions of the cargo have different transactional characteristics. For instance, a single cargo can have more than one buyer, supplier, price, unloading port, loading port, or DOE authorization.

[C] Commissioning cargo – pre-commercial cargo loaded while export facility operations are still undergoing final testing and inspection. Commissioning cargos may occur multiple times for the same facility as individual LNG trains enter service.

[L] Liquefaction fees – liquefaction fees have been included in the cargo prices for all months. See Table 1(f) for a summary price per export facility per month.

Countries of destination are current as of publication date. Any updates to countries of destination reported will be published in the next scheduled *LNG Monthly*.

## VESSEL-BORNE EXPORTS OF DOMESTICALLY-PRODUCED LIQUEFIED NATURAL GAS (LNG)

Table 2a(v)

| Date of Departure | Name of Exporter                                        | Supplier                                                | Docket Number | Docket Term | Country of Destination | Name of Tanker       | Departure Terminal | Volume (Mcf of Natural Gas) | Notes |
|-------------------|---------------------------------------------------------|---------------------------------------------------------|---------------|-------------|------------------------|----------------------|--------------------|-----------------------------|-------|
| 3/24/2021         | Freeport LNG Expansion, L.P. and FLNG Liquefaction, LLC | FLEX                                                    | 2011-161-LNG  | Long-Term   | Brazil                 | Aristidis I          | Freeport, Texas    | 3,665,539                   |       |
| 3/26/2021         | Freeport LNG Expansion, L.P. and FLNG Liquefaction, LLC | FLEX                                                    | 2011-161-LNG  | Long-Term   | China                  | Bushu Maru           | Freeport, Texas    | 3,835,665                   |       |
| 3/28/2021         | Freeport LNG Expansion, L.P. and FLNG Liquefaction, LLC | FLEX                                                    | 2011-161-LNG  | Long-Term   | China                  | BW Pavilion Leeara   | Freeport, Texas    | 3,451,086                   |       |
| 3/28/2021         | Freeport LNG Expansion, L.P. and FLNG Liquefaction, LLC | FLEX                                                    | 2011-161-LNG  | Long-Term   | Pakistan               | Golar Celsius        | Freeport, Texas    | 3,420,877                   |       |
| 3/30/2021         | Freeport LNG Expansion, L.P. and FLNG Liquefaction, LLC | FLEX                                                    | 2011-161-LNG  | Long-Term   | China                  | Golar Bear           | Freeport, Texas    | 3,427,735                   |       |
| 3/31/2021         | Freeport LNG Expansion, L.P. and FLNG Liquefaction, LLC | FLEX                                                    | 2011-161-LNG  | Long-Term   | France                 | SK Audace            | Freeport, Texas    | 3,640,568                   |       |
| 4/3/2021          | Freeport LNG Expansion, L.P. and FLNG Liquefaction, LLC | Freeport LNG Expansion, L.P. and FLNG Liquefaction, LLC | 2010-161-LNG  | Long-Term   | Japan                  | British Achiever     | Freeport, Texas    | 3,704,718                   |       |
| 4/4/2021          | Freeport LNG Expansion, L.P. and FLNG Liquefaction, LLC | Freeport LNG Expansion, L.P. and FLNG Liquefaction, LLC | 2010-161-LNG  | Long-Term   | Israel                 | British Partner      | Freeport, Texas    | 3,225,054                   | [S]   |
| 4/6/2021          | Freeport LNG Expansion, L.P. and FLNG Liquefaction, LLC | Freeport LNG Expansion, L.P. and FLNG Liquefaction, LLC | 2010-161-LNG  | Long-Term   | Japan                  | BW Magnolia          | Freeport, Texas    | 3,703,020                   |       |
| 4/8/2021          | Freeport LNG Expansion, L.P. and FLNG Liquefaction, LLC | Freeport LNG Expansion, L.P. and FLNG Liquefaction, LLC | 2010-161-LNG  | Long-Term   | France                 | Elisa Larus          | Freeport, Texas    | 3,664,203                   |       |
| 4/9/2021          | Freeport LNG Expansion, L.P. and FLNG Liquefaction, LLC | Freeport LNG Expansion, L.P. and FLNG Liquefaction, LLC | 2010-161-LNG  | Long-Term   | China                  | Point Fortin         | Freeport, Texas    | 3,311,110                   |       |
| 4/11/2021         | Freeport LNG Expansion, L.P.                            | Freeport LNG Expansion, L.P. and FLNG Liquefaction, LLC | 2010-160-LNG  | Long-Term   | South Korea            | LNG Schneeweisschen  | Freeport, Texas    | 3,800,970                   |       |
| 4/12/2021         | Freeport LNG Expansion, L.P.                            | Freeport LNG Expansion, L.P. and FLNG Liquefaction, LLC | 2010-160-LNG  | Long-Term   | Colombia               | British Sapphire     | Freeport, Texas    | 891,903                     | [*]   |
| 4/12/2021         | Freeport LNG Expansion, L.P. and FLNG Liquefaction, LLC | Freeport LNG Expansion, L.P. and FLNG Liquefaction, LLC | 2010-161-LNG  | Long-Term   | Argentina              | British Sapphire     | Freeport, Texas    | 2,247,219                   | [*]   |
| 4/14/2021         | Freeport LNG Expansion, L.P. and FLNG Liquefaction, LLC | Freeport LNG Expansion, L.P. and FLNG Liquefaction, LLC | 2010-161-LNG  | Long-Term   | China                  | LNG Rosenrot         | Freeport, Texas    | 3,573,641                   |       |
| 4/17/2021         | Freeport LNG Expansion, L.P. and FLNG Liquefaction, LLC | Freeport LNG Expansion, L.P. and FLNG Liquefaction, LLC | 2010-161-LNG  | Long-Term   | Argentina              | Flex Volunteer       | Freeport, Texas    | 2,238,181                   | [*]   |
| 4/17/2021         | Freeport LNG Expansion, L.P. and FLNG Liquefaction, LLC | Freeport LNG Expansion, L.P. and FLNG Liquefaction, LLC | 2010-161-LNG  | Long-Term   | Brazil                 | Flex Volunteer       | Freeport, Texas    | 1,262,966                   | [*]   |
| 4/18/2021         | Freeport LNG Expansion, L.P. and FLNG Liquefaction, LLC | Freeport LNG Expansion, L.P. and FLNG Liquefaction, LLC | 2010-161-LNG  | Long-Term   | Poland                 | Stena Clear Sky      | Freeport, Texas    | 3,698,614                   |       |
| 4/21/2021         | Freeport LNG Expansion, L.P. and FLNG Liquefaction, LLC | Freeport LNG Expansion, L.P. and FLNG Liquefaction, LLC | 2010-161-LNG  | Long-Term   | Japan                  | Nohshu Maru          | Freeport, Texas    | 3,688,000                   |       |
| 4/22/2021         | Freeport LNG Expansion, L.P. and FLNG Liquefaction, LLC | Freeport LNG Expansion, L.P. and FLNG Liquefaction, LLC | 2010-161-LNG  | Long-Term   | Bangladesh             | Cool Runner          | Freeport, Texas    | 3,428,717                   |       |
| 4/24/2021         | Freeport LNG Expansion, L.P. and FLNG Liquefaction, LLC | Freeport LNG Expansion, L.P. and FLNG Liquefaction, LLC | 2010-161-LNG  | Long-Term   | Poland                 | Prism Brilliance     | Freeport, Texas    | 3,683,104                   |       |
| 4/25/2021         | Freeport LNG Expansion, L.P. and FLNG Liquefaction, LLC | Freeport LNG Expansion, L.P. and FLNG Liquefaction, LLC | 2010-161-LNG  | Long-Term   | Brazil                 | Aristidis I          | Freeport, Texas    | 3,699,929                   |       |
| 4/28/2021         | Freeport LNG Expansion, L.P. and FLNG Liquefaction, LLC | Freeport LNG Expansion, L.P. and FLNG Liquefaction, LLC | 2010-161-LNG  | Long-Term   | Croatia                | Kinisis              | Freeport, Texas    | 3,665,953                   |       |
| 4/29/2021         | Freeport LNG Expansion, L.P. and FLNG Liquefaction, LLC | Freeport LNG Expansion, L.P. and FLNG Liquefaction, LLC | 2010-161-LNG  | Long-Term   | Spain                  | Arwa Spirit          | Freeport, Texas    | 3,455,122                   | [S]   |
| 4/30/2021         | Freeport LNG Expansion, L.P. and FLNG Liquefaction, LLC | Freeport LNG Expansion, L.P. and FLNG Liquefaction, LLC | 2010-161-LNG  | Long-Term   | Italy                  | Gaslog Wales         | Freeport, Texas    | 3,682,741                   |       |
| 5/2/2021          | Freeport LNG Expansion, L.P., et al.                    | FLEX                                                    | 2016-108-LNG  | Long-Term   | China                  | Flex Artemis         | Freeport, Texas    | 3,693,984                   |       |
| 5/3/2021          | Freeport LNG Expansion, L.P., et al.                    | FLEX                                                    | 2016-108-LNG  | Long-Term   | Brazil                 | Gaslog Santiago      | Freeport, Texas    | 3,314,299                   |       |
| 5/6/2021          | Freeport LNG Expansion, L.P. and FLNG Liquefaction, LLC | FLEX                                                    | 2011-161-LNG  | Long-Term   | France                 | Marib Spirit         | Freeport, Texas    | 3,390,543                   |       |
| 5/7/2021          | Freeport LNG Expansion, L.P., et al.                    | FLEX                                                    | 2016-108-LNG  | Long-Term   | Japan                  | British Mentor       | Freeport, Texas    | 3,701,202                   |       |
| 5/10/2021         | Freeport LNG Expansion, L.P., et al.                    | FLEX                                                    | 2016-108-LNG  | Long-Term   | Turkey                 | La Seine             | Freeport, Texas    | 3,016,748                   |       |
| 5/11/2021         | Freeport LNG Expansion, L.P. and FLNG Liquefaction, LLC | FLEX                                                    | 2011-161-LNG  | Long-Term   | Argentina              | Methane Lydon Volney | Freeport, Texas    | 2,184,277                   | [*]   |
| 5/11/2021         | Freeport LNG Expansion, L.P., et al.                    | FLEX                                                    | 2016-108-LNG  | Long-Term   | Brazil                 | Methane Lydon Volney | Freeport, Texas    | 948,987                     | [*]   |

[S] Spot – a one-time transaction for near-term delivery of a specific quantity of LNG at a specific location. Prior to 2006, spot cargos could be included in either long-term or short-term authorized types.

[\*] Split cargo – a single shipment of LNG where portions of the cargo have different transactional characteristics. For instance, a single cargo can have more than one buyer, supplier, price, unloading port, loading port, or DOE authorization.

[C] Commissioning cargo – pre-commercial cargo loaded while export facility operations are still undergoing final testing and inspection. Commissioning cargos may occur multiple times for the same facility as individual LNG trains enter service.

[L] Liquefaction fees – liquefaction fees have been included in the cargo prices for all months. See Table 1(f) for a summary price per export facility per month.

Countries of destination are current as of publication date. Any updates to countries of destination reported will be published in the next scheduled *LNG Monthly*.



## VESSEL-BORNE EXPORTS OF DOMESTICALLY-PRODUCED LIQUEFIED NATURAL GAS (LNG)

Table 2a(v)

| Date of Departure | Name of Exporter                                        | Supplier                                                | Docket Number | Docket Term | Country of Destination | Name of Tanker         | Departure Terminal | Volume (Mcf of Natural Gas) | Notes   |
|-------------------|---------------------------------------------------------|---------------------------------------------------------|---------------|-------------|------------------------|------------------------|--------------------|-----------------------------|---------|
| 5/13/2021         | Freeport LNG Expansion, L.P. and FLNG Liquefaction, LLC | FLEX                                                    | 2011-161-LNG  | Long-Term   | France                 | Shinshu Maru           | Freeport, Texas    | 3,780,195                   |         |
| 5/15/2021         | Freeport LNG Expansion, L.P. and FLNG Liquefaction, LLC | FLEX                                                    | 2011-161-LNG  | Long-Term   | Thailand               | British Partner        | Freeport, Texas    | 3,452,761                   |         |
| 5/16/2021         | Freeport LNG Expansion, L.P. and FLNG Liquefaction, LLC | FLEX                                                    | 2011-161-LNG  | Long-Term   | Netherlands            | Golar Celsius          | Freeport, Texas    | 3,439,114                   |         |
| 5/17/2021         | Freeport LNG Expansion, L.P.                            | Freeport LNG Expansion, L.P. and FLNG Liquefaction, LLC | 2010-160-LNG  | Long-Term   | South Korea            | Hellas Diana           | Freeport, Texas    | 3,690,899                   |         |
| 5/20/2021         | Freeport LNG Expansion, L.P. and FLNG Liquefaction, LLC | FLEX                                                    | 2011-161-LNG  | Long-Term   | United Kingdom         | BW Paris               | Freeport, Texas    | 3,473,521                   |         |
| 5/21/2021         | Freeport LNG Expansion, L.P. and FLNG Liquefaction, LLC | FLEX                                                    | 2011-161-LNG  | Long-Term   | Taiwan                 | Sean Spirit            | Freeport, Texas    | 3,702,293                   |         |
| 5/22/2021         | Freeport LNG Expansion, L.P. and FLNG Liquefaction, LLC | FLEX                                                    | 2011-161-LNG  | Long-Term   | Portugal               | Hoegh Gallant          | Freeport, Texas    | 3,379,812                   |         |
| 5/24/2021         | Freeport LNG Expansion, L.P.                            | Freeport LNG Expansion, L.P. and FLNG Liquefaction, LLC | 2010-160-LNG  | Long-Term   | South Korea            | SK Resolute            | Freeport, Texas    | 3,836,019                   |         |
| 5/26/2021         | Freeport LNG Expansion, L.P. and FLNG Liquefaction, LLC | FLEX                                                    | 2011-161-LNG  | Long-Term   | Japan                  | Elisa Larus            | Freeport, Texas    | 3,672,618                   |         |
| 5/28/2021         | Freeport LNG Expansion, L.P.                            | Freeport LNG Expansion, L.P. and FLNG Liquefaction, LLC | 2010-161-LNG  | Long-Term   | Argentina              | Aristidis I            | Freeport, Texas    | 2,066,004                   | [*]     |
| 5/28/2021         | Freeport LNG Expansion, L.P.                            | Freeport LNG Expansion, L.P. and FLNG Liquefaction, LLC | 2010-161-LNG  | Long-Term   | Brazil                 | Aristidis I            | Freeport, Texas    | 1,610,527                   | [*]     |
| 5/29/2021         | Freeport LNG Expansion, L.P.                            | Freeport LNG Expansion, L.P. and FLNG Liquefaction, LLC | 2010-161-LNG  | Long-Term   | Argentina              | Vivit Americas Lng     | Freeport, Texas    | 2,186,356                   | [S] [*] |
| 5/29/2021         | Freeport LNG Expansion, L.P.                            | Freeport LNG Expansion, L.P. and FLNG Liquefaction, LLC | 2010-161-LNG  | Long-Term   | Brazil                 | Vivit Americas Lng     | Freeport, Texas    | 1,268,788                   | [S] [*] |
| 5/31/2021         | Freeport LNG Expansion, L.P. and FLNG Liquefaction, LLC | FLEX                                                    | 2011-161-LNG  | Long-Term   | Japan                  | Golar Bear             | Freeport, Texas    | 3,405,069                   |         |
| 6/2/2021          | Freeport LNG Expansion, L.P. and FLNG Liquefaction, LLC | FLEX                                                    | 2011-161-LNG  | Long-Term   | Argentina              | British Sapphire       | Freeport, Texas    | 2,215,372                   | [*]     |
| 6/2/2021          | Freeport LNG Expansion, L.P. and FLNG Liquefaction, LLC | FLEX                                                    | 2011-161-LNG  | Long-Term   | Japan                  | Bushu Maru             | Freeport, Texas    | 3,692,576                   |         |
| 6/2/2021          | Freeport LNG Expansion, L.P. and FLNG Liquefaction, LLC | FLEX                                                    | 2011-161-LNG  | Long-Term   | Spain                  | British Sapphire       | Freeport, Texas    | 836,328                     | [*]     |
| 6/7/2021          | Freeport LNG Expansion, L.P.                            | Freeport LNG Expansion, L.P. and FLNG Liquefaction, LLC | 2010-160-LNG  | Long-Term   | South Korea            | LNG Alliance           | Freeport, Texas    | 3,313,388                   |         |
| 6/8/2021          | Freeport LNG Expansion, L.P. and FLNG Liquefaction, LLC | FLEX                                                    | 2011-161-LNG  | Long-Term   | Lithuania              | Arctic Aurora          | Freeport, Texas    | 3,285,427                   |         |
| 6/9/2021          | Freeport LNG Expansion, L.P. and FLNG Liquefaction, LLC | FLEX                                                    | 2011-161-LNG  | Long-Term   | China                  | Marib Spirit           | Freeport, Texas    | 3,541,505                   | [S]     |
| 6/11/2021         | Freeport LNG Expansion, L.P. and FLNG Liquefaction, LLC | FLEX                                                    | 2011-161-LNG  | Long-Term   | Argentina              | Kmarin Emerald         | Freeport, Texas    | 2,305,932                   |         |
| 6/12/2021         | Freeport LNG Expansion, L.P. and FLNG Liquefaction, LLC | FLEX                                                    | 2011-161-LNG  | Long-Term   | Argentina              | Bonito LNG             | Freeport, Texas    | 2,119,573                   | [*]     |
| 6/12/2021         | Freeport LNG Expansion, L.P. and FLNG Liquefaction, LLC | FLEX                                                    | 2011-161-LNG  | Long-Term   | Brazil                 | Bonito LNG             | Freeport, Texas    | 1,580,919                   | [*]     |
| 6/14/2021         | Freeport LNG Expansion, L.P. and FLNG Liquefaction, LLC | FLEX                                                    | 2011-161-LNG  | Long-Term   | China                  | Golar Celsius          | Freeport, Texas    | 3,425,539                   |         |
| 6/16/2021         | Freeport LNG Expansion, L.P. and FLNG Liquefaction, LLC | FLEX                                                    | 2011-161-LNG  | Long-Term   | Brazil                 | Maran Gas Andros       | Freeport, Texas    | 3,675,871                   |         |
| 6/18/2021         | Freeport LNG Expansion, L.P. and FLNG Liquefaction, LLC | FLEX                                                    | 2011-161-LNG  | Long-Term   | Argentina              | BW Pavilion Aranthera  | Freeport, Texas    | 2,080,568                   | [*]     |
| 6/18/2021         | Freeport LNG Expansion, L.P. and FLNG Liquefaction, LLC | FLEX                                                    | 2011-161-LNG  | Long-Term   | Brazil                 | BW Pavilion Aranthera  | Freeport, Texas    | 1,602,733                   | [*]     |
| 6/19/2021         | Freeport LNG Expansion, L.P.                            | Freeport LNG Expansion, L.P. and FLNG Liquefaction, LLC | 2010-160-LNG  | Long-Term   | South Korea            | La Seine               | Freeport, Texas    | 3,652,142                   |         |
| 6/21/2021         | Freeport LNG Expansion, L.P. and FLNG Liquefaction, LLC | FLEX                                                    | 2011-161-LNG  | Long-Term   | Kuwait                 | BW Pavilion Leeara     | Freeport, Texas    | 3,452,581                   |         |
| 6/23/2021         | Freeport LNG Expansion, L.P.                            | Freeport LNG Expansion, L.P. and FLNG Liquefaction, LLC | 2010-160-LNG  | Long-Term   | South Korea            | Diamond Gas Metropolis | Freeport, Texas    | 3,674,287                   |         |
| 6/25/2021         | Freeport LNG Expansion, L.P. and FLNG Liquefaction, LLC | FLEX                                                    | 2011-161-LNG  | Long-Term   | Japan                  | Shinshu Maru           | Freeport, Texas    | 3,677,819                   |         |

[S] Spot – a one-time transaction for near-term delivery of a specific quantity of LNG at a specific location. Prior to 2006, spot cargos could be included in either long-term or short-term authorized types.

[\*] Split cargo – a single shipment of LNG where portions of the cargo have different transactional characteristics. For instance, a single cargo can have more than one buyer, supplier, price, unloading port, loading port, or DOE authorization.

[C] Commissioning cargo – pre-commercial cargo loaded while export facility operations are still undergoing final testing and inspection. Commissioning cargos may occur multiple times for the same facility as individual LNG trains enter service.

[L] Liquefaction fees – liquefaction fees have been included in the cargo prices for all months. See Table 1(f) for a summary price per export facility per month.

Countries of destination are current as of publication date. Any updates to countries of destination reported will be published in the next scheduled *LNG Monthly*.

## VESSEL-BORNE EXPORTS OF DOMESTICALLY-PRODUCED LIQUEFIED NATURAL GAS (LNG)

Table 2a(v)

| Date of Departure | Name of Exporter                                        | Supplier                                                | Docket Number | Docket Term | Country of Destination | Name of Tanker      | Departure Terminal | Volume (Mcf of Natural Gas) | Notes |
|-------------------|---------------------------------------------------------|---------------------------------------------------------|---------------|-------------|------------------------|---------------------|--------------------|-----------------------------|-------|
| 6/27/2021         | Freeport LNG Expansion, L.P. and FLNG Liquefaction, LLC | FLEX                                                    | 2011-161-LNG  | Long-Term   | Japan                  | SK Audace           | Freeport, Texas    | 3,699,872                   |       |
| 6/28/2021         | Freeport LNG Expansion, L.P. and FLNG Liquefaction, LLC | FLEX                                                    | 2011-161-LNG  | Long-Term   | Argentina              | Palu LNG            | Freeport, Texas    | 2,258,026                   | [*]   |
| 6/28/2021         | Freeport LNG Expansion, L.P. and FLNG Liquefaction, LLC | FLEX                                                    | 2011-161-LNG  | Long-Term   | Brazil                 | Palu LNG            | Freeport, Texas    | 1,072,815                   | [*]   |
| 6/30/2021         | Freeport LNG Expansion, L.P. and FLNG Liquefaction, LLC | FLEX                                                    | 2011-161-LNG  | Long-Term   | Pakistan               | BW Paris            | Freeport, Texas    | 3,375,526                   |       |
| 7/2/2021          | Freeport LNG Expansion, L.P. and FLNG Liquefaction, LLC | FLEX                                                    | 2011-161-LNG  | Long-Term   | Pakistan               | Tristar Ruby        | Freeport, Texas    | 3,299,969                   |       |
| 7/3/2021          | Freeport LNG Expansion, L.P. and FLNG Liquefaction, LLC | FLEX                                                    | 2011-161-LNG  | Long-Term   | Argentina              | Bahrain Spirit      | Freeport, Texas    | 2,120,262                   | [*]   |
| 7/3/2021          | Freeport LNG Expansion, L.P. and FLNG Liquefaction, LLC | FLEX                                                    | 2011-161-LNG  | Long-Term   | Brazil                 | Bahrain Spirit      | Freeport, Texas    | 1,574,200                   | [*]   |
| 7/5/2021          | Freeport LNG Expansion, L.P. and FLNG Liquefaction, LLC | FLEX                                                    | 2011-161-LNG  | Long-Term   | Brazil                 | Maria Energy        | Freeport, Texas    | 3,388,285                   |       |
| 7/6/2021          | Freeport LNG Expansion, L.P. and FLNG Liquefaction, LLC | FLEX                                                    | 2011-161-LNG  | Long-Term   | Lithuania              | Cool Runner         | Freeport, Texas    | 3,431,486                   |       |
| 7/9/2021          | Freeport LNG Expansion, L.P. and FLNG Liquefaction, LLC | FLEX                                                    | 2011-161-LNG  | Long-Term   | Brazil                 | Cobia LNG           | Freeport, Texas    | 3,644,333                   |       |
| 7/10/2021         | Freeport LNG Expansion, L.P. and FLNG Liquefaction, LLC | FLEX                                                    | 2011-161-LNG  | Long-Term   | Argentina              | Aristos I           | Freeport, Texas    | 2,219,662                   |       |
| 7/12/2021         | Freeport LNG Expansion, L.P. and FLNG Liquefaction, LLC | FLEX                                                    | 2011-161-LNG  | Long-Term   | Argentina              | Kinisis             | Freeport, Texas    | 3,303,718                   |       |
| 7/13/2021         | Freeport LNG Expansion, L.P.                            | Freeport LNG Expansion, L.P. and FLNG Liquefaction, LLC | 2010-160-LNG  | Long-Term   | South Korea            | Prism Brilliance    | Freeport, Texas    | 3,672,853                   |       |
| 7/15/2021         | Freeport LNG Expansion, L.P. and FLNG Liquefaction, LLC | FLEX                                                    | 2011-161-LNG  | Long-Term   | Argentina              | Patris              | Freeport, Texas    | 2,051,734                   | [*]   |
| 7/15/2021         | Freeport LNG Expansion, L.P. and FLNG Liquefaction, LLC | FLEX                                                    | 2011-161-LNG  | Long-Term   | Brazil                 | Patris              | Freeport, Texas    | 893,120                     | [*]   |
| 7/17/2021         | Freeport LNG Expansion, L.P.                            | Freeport LNG Expansion, L.P. and FLNG Liquefaction, LLC | 2010-160-LNG  | Long-Term   | Singapore              | LNG Schneeweisschen | Freeport, Texas    | 3,449,303                   |       |
| 7/18/2021         | Freeport LNG Expansion, L.P. and FLNG Liquefaction, LLC | FLEX                                                    | 2011-161-LNG  | Long-Term   | Pakistan               | Golar Penguin       | Freeport, Texas    | 3,426,332                   | [S]   |
| 7/20/2021         | Freeport LNG Expansion, L.P. and FLNG Liquefaction, LLC | Freeport LNG Expansion, L.P. and FLNG Liquefaction, LLC | 2010-161-LNG  | Long-Term   | Japan                  | Sohshu Maru         | Freeport, Texas    | 3,677,434                   |       |
| 7/21/2021         | Freeport LNG Expansion, L.P. and FLNG Liquefaction, LLC | Freeport LNG Expansion, L.P. and FLNG Liquefaction, LLC | 2010-161-LNG  | Long-Term   | Japan                  | Corcovado LNG       | Freeport, Texas    | 3,415,442                   |       |
| 7/22/2021         | Freeport LNG Expansion, L.P. and FLNG Liquefaction, LLC | Freeport LNG Expansion, L.P. and FLNG Liquefaction, LLC | 2010-161-LNG  | Long-Term   | Argentina              | British Contributor | Freeport, Texas    | 2,134,229                   |       |
| 7/25/2021         | Freeport LNG Expansion, L.P.                            | Freeport LNG Expansion, L.P. and FLNG Liquefaction, LLC | 2010-160-LNG  | Long-Term   | South Korea            | SK Resolute         | Freeport, Texas    | 3,696,403                   |       |
| 7/27/2021         | Freeport LNG Expansion, L.P. and FLNG Liquefaction, LLC | FLEX                                                    | 2011-161-LNG  | Long-Term   | Argentina              | British Sapphire    | Freeport, Texas    | 2,395,151                   |       |
| 7/29/2021         | Freeport LNG Expansion, L.P.                            | Freeport LNG Expansion, L.P. and FLNG Liquefaction, LLC | 2010-160-LNG  | Long-Term   | Chile                  | Golar Bear          | Freeport, Texas    | 3,410,236                   |       |
| 7/30/2021         | Freeport LNG Expansion, L.P. and FLNG Liquefaction, LLC | Freeport LNG Expansion, L.P. and FLNG Liquefaction, LLC | 2010-161-LNG  | Long-Term   | Japan                  | Bushu Maru          | Freeport, Texas    | 3,674,596                   |       |
| 7/31/2021         | Freeport LNG Expansion, L.P. and FLNG Liquefaction, LLC | Freeport LNG Expansion, L.P. and FLNG Liquefaction, LLC | 2010-161-LNG  | Long-Term   | Argentina              | Kmarin Emerald      | Freeport, Texas    | 2,022,238                   |       |
| 8/1/2021          | Freeport LNG Expansion, L.P.                            | Freeport LNG Expansion, L.P. and FLNG Liquefaction, LLC | 2010-161-LNG  | Long-Term   | Bangladesh             | LNG Rosenrot        | Freeport, Texas    | 3,424,972                   | [S]   |
| 8/3/2021          | Freeport LNG Expansion, L.P.                            | Freeport LNG Expansion, L.P. and FLNG Liquefaction, LLC | 2010-160-LNG  | Long-Term   | South Korea            | Prism Agility       | Freeport, Texas    | 3,747,382                   |       |
| 8/5/2021          | Freeport LNG Expansion, L.P.                            | Freeport LNG Expansion, L.P. and FLNG Liquefaction, LLC | 2010-161-LNG  | Long-Term   | France                 | Flex Rainbow        | Freeport, Texas    | 3,305,559                   |       |
| 8/6/2021          | Freeport LNG Expansion, L.P.                            | Freeport LNG Expansion, L.P. and FLNG Liquefaction, LLC | 2010-161-LNG  | Long-Term   | China                  | BW Helios           | Freeport, Texas    | 3,450,598                   |       |
| 8/8/2021          | Freeport LNG Expansion, L.P.                            | Freeport LNG Expansion, L.P. and FLNG Liquefaction, LLC | 2010-161-LNG  | Long-Term   | Argentina              | Valencia Knutsen    | Freeport, Texas    | 2,195,357                   |       |

[S] Spot – a one-time transaction for near-term delivery of a specific quantity of LNG at a specific location. Prior to 2006, spot cargos could be included in either long-term or short-term authorized types.

[\*] Split cargo – a single shipment of LNG where portions of the cargo have different transactional characteristics. For instance, a single cargo can have more than one buyer, supplier, price, unloading port, loading port, or DOE authorization.

[C] Commissioning cargo – pre-commercial cargo loaded while export facility operations are still undergoing final testing and inspection. Commissioning cargos may occur multiple times for the same facility as individual LNG trains enter service.

[L] Liquefaction fees – liquefaction fees have been included in the cargo prices for all months. See Table 1(f) for a summary price per export facility per month.

Countries of destination are current as of publication date. Any updates to countries of destination reported will be published in the next scheduled *LNG Monthly*.

## VESSEL-BORNE EXPORTS OF DOMESTICALLY-PRODUCED LIQUEFIED NATURAL GAS (LNG)

Table 2a(v)

| Date of Departure | Name of Exporter             | Supplier                                                | Docket Number | Docket Term | Country of Destination | Name of Tanker         | Departure Terminal | Volume (Mcf of Natural Gas) | Notes |
|-------------------|------------------------------|---------------------------------------------------------|---------------|-------------|------------------------|------------------------|--------------------|-----------------------------|-------|
| 8/8/2021          | Freeport LNG Expansion, L.P. | Freeport LNG Expansion, L.P. and FLNG Liquefaction, LLC | 2010-161-LNG  | Long-Term   | India                  | Cool Runner            | Freeport, Texas    | 3,386,764                   |       |
| 8/11/2021         | Freeport LNG Expansion, L.P. | Freeport LNG Expansion, L.P. and FLNG Liquefaction, LLC | 2010-161-LNG  | Long-Term   | Thailand               | British Listener       | Freeport, Texas    | 3,706,821                   |       |
| 8/12/2021         | Freeport LNG Expansion, L.P. | Freeport LNG Expansion, L.P. and FLNG Liquefaction, LLC | 2010-161-LNG  | Long-Term   | Netherlands            | Gaslog Wales           | Freeport, Texas    | 3,676,044                   |       |
| 8/13/2021         | Freeport LNG Expansion, L.P. | Freeport LNG Expansion, L.P. and FLNG Liquefaction, LLC | 2010-161-LNG  | Long-Term   | China                  | Barcelona Knutsen      | Freeport, Texas    | 3,376,704                   |       |
| 8/16/2021         | Freeport LNG Expansion, L.P. | Freeport LNG Expansion, L.P. and FLNG Liquefaction, LLC | 2010-161-LNG  | Long-Term   | China                  | Maria Energy           | Freeport, Texas    | 3,452,649                   |       |
| 8/17/2021         | Freeport LNG Expansion, L.P. | Freeport LNG Expansion, L.P. and FLNG Liquefaction, LLC | 2010-160-LNG  | Long-Term   | Colombia               | Bahrain Spirit         | Freeport, Texas    | 919,121                     | [*]   |
| 8/17/2021         | Freeport LNG Expansion, L.P. | Freeport LNG Expansion, L.P. and FLNG Liquefaction, LLC | 2010-161-LNG  | Long-Term   | Brazil                 | Bahrain Spirit         | Freeport, Texas    | 2,788,218                   | [*]   |
| 8/18/2021         | Freeport LNG Expansion, L.P. | Freeport LNG Expansion, L.P. and FLNG Liquefaction, LLC | 2010-160-LNG  | Long-Term   | South Korea            | BW Tulip               | Freeport, Texas    | 3,693,070                   |       |
| 8/21/2021         | Freeport LNG Expansion, L.P. | Freeport LNG Expansion, L.P. and FLNG Liquefaction, LLC | 2010-161-LNG  | Long-Term   | Japan                  | Golar Kelvin           | Freeport, Texas    | 3,444,762                   |       |
| 8/22/2021         | Freeport LNG Expansion, L.P. | Freeport LNG Expansion, L.P. and FLNG Liquefaction, LLC | 2010-161-LNG  | Long-Term   | Argentina              | Kinisis                | Freeport, Texas    | 2,269,650                   | [*]   |
| 8/22/2021         | Freeport LNG Expansion, L.P. | Freeport LNG Expansion, L.P. and FLNG Liquefaction, LLC | 2010-161-LNG  | Long-Term   | Brazil                 | Kinisis                | Freeport, Texas    | 1,426,701                   | [*]   |
| 8/23/2021         | Freeport LNG Expansion, L.P. | Freeport LNG Expansion, L.P. and FLNG Liquefaction, LLC | 2010-160-LNG  | Long-Term   | South Korea            | Diamond Gas Metropolis | Freeport, Texas    | 3,675,871                   |       |
| 8/25/2021         | Freeport LNG Expansion, L.P. | Freeport LNG Expansion, L.P. and FLNG Liquefaction, LLC | 2010-161-LNG  | Long-Term   | Brazil                 | Hoegh Esperanza        | Freeport, Texas    | 3,427,279                   | [*]   |
| 8/28/2021         | Freeport LNG Expansion, L.P. | Freeport LNG Expansion, L.P. and FLNG Liquefaction, LLC | 2010-161-LNG  | Long-Term   | Japan                  | Kmarin Emerald         | Freeport, Texas    | 3,285,276                   |       |
| 8/29/2021         | Freeport LNG Expansion, L.P. | Freeport LNG Expansion, L.P. and FLNG Liquefaction, LLC | 2010-160-LNG  | Long-Term   | Dominican Republic     | Point Fortin           | Freeport, Texas    | 1,883,745                   |       |
| 8/29/2021         | Freeport LNG Expansion, L.P. | Freeport LNG Expansion, L.P. and FLNG Liquefaction, LLC | 2010-160-LNG  | Long-Term   | Panama                 | Point Fortin           | Freeport, Texas    | 1,389,704                   |       |
| 8/30/2021         | Freeport LNG Expansion, L.P. | Freeport LNG Expansion, L.P. and FLNG Liquefaction, LLC | 2010-161-LNG  | Long-Term   | Argentina              | Patris                 | Freeport, Texas    | 2,271,232                   | [*]   |
| 8/30/2021         | Freeport LNG Expansion, L.P. | Freeport LNG Expansion, L.P. and FLNG Liquefaction, LLC | 2010-161-LNG  | Long-Term   | Brazil                 | Patris                 | Freeport, Texas    | 1,428,889                   | [*]   |
| 9/1/2021          | Freeport LNG Expansion, L.P. | Freeport LNG Expansion, L.P. and FLNG Liquefaction, LLC | 2010-161-LNG  | Long-Term   | China                  | Bushu Maru             | Freeport, Texas    | 3,520,755                   |       |
| 9/3/2021          | Freeport LNG Expansion, L.P. | Freeport LNG Expansion, L.P. and FLNG Liquefaction, LLC | 2010-161-LNG  | Long-Term   | China                  | Methane Spirit         | Freeport, Texas    | 3,382,995                   |       |
| 9/5/2021          | Freeport LNG Expansion, L.P. | Freeport LNG Expansion, L.P. and FLNG Liquefaction, LLC | 2010-160-LNG  | Long-Term   | South Korea            | Golar Bear             | Freeport, Texas    | 3,431,790                   |       |
| 9/7/2021          | Freeport LNG Expansion, L.P. | Freeport LNG Expansion, L.P. and FLNG Liquefaction, LLC | 2010-160-LNG  | Long-Term   | Colombia               | British Sapphire       | Freeport, Texas    | 435,978                     | [*]   |
| 9/7/2021          | Freeport LNG Expansion, L.P. | Freeport LNG Expansion, L.P. and FLNG Liquefaction, LLC | 2010-161-LNG  | Long-Term   | Israel                 | British Sapphire       | Freeport, Texas    | 2,854,755                   | [*]   |
| 9/8/2021          | Freeport LNG Expansion, L.P. | Freeport LNG Expansion, L.P. and FLNG Liquefaction, LLC | 2010-161-LNG  | Long-Term   | India                  | Flex Rainbow           | Freeport, Texas    | 3,690,175                   |       |
| 9/10/2021         | Freeport LNG Expansion, L.P. | Freeport LNG Expansion, L.P. and FLNG Liquefaction, LLC | 2010-161-LNG  | Long-Term   | Pakistan               | Hoegh Gannet           | Freeport, Texas    | 3,352,988                   |       |
| 9/12/2021         | Freeport LNG Expansion, L.P. | Freeport LNG Expansion, L.P. and FLNG Liquefaction, LLC | 2010-161-LNG  | Long-Term   | Japan                  | Kmarin Diamond         | Freeport, Texas    | 3,272,603                   |       |
| 9/13/2021         | Freeport LNG Expansion, L.P. | Freeport LNG Expansion, L.P. and FLNG Liquefaction, LLC | 2010-161-LNG  | Long-Term   | Kuwait                 | Golar Celsius          | Freeport, Texas    | 3,279,833                   |       |
| 9/21/2021         | Freeport LNG Expansion, L.P. | Freeport LNG Expansion, L.P. and FLNG Liquefaction, LLC | 2010-161-LNG  | Long-Term   | China                  | LNG Alliance           | Freeport, Texas    | 3,177,182                   |       |
| 9/23/2021         | Freeport LNG Expansion, L.P. | Freeport LNG Expansion, L.P. and FLNG Liquefaction, LLC | 2010-161-LNG  | Long-Term   | Pakistan               | Marib Spirit           | Freeport, Texas    | 3,508,480                   |       |
| 9/24/2021         | Freeport LNG Expansion, L.P. | Freeport LNG Expansion, L.P. and FLNG Liquefaction, LLC | 2010-160-LNG  | Long-Term   | South Korea            | Prism Brilliance       | Freeport, Texas    | 3,708,432                   |       |

[S] Spot – a one-time transaction for near-term delivery of a specific quantity of LNG at a specific location. Prior to 2006, spot cargos could be included in either long-term or short-term authorized types.

[\*] Split cargo – a single shipment of LNG where portions of the cargo have different transactional characteristics. For instance, a single cargo can have more than one buyer, supplier, price, unloading port, loading port, or DOE authorization.

[C] Commissioning cargo – pre-commercial cargo loaded while export facility operations are still undergoing final testing and inspection. Commissioning cargos may occur multiple times for the same facility as individual LNG trains enter service.

[L] Liquefaction fees – liquefaction fees have been included in the cargo prices for all months. See Table 1(f) for a summary price per export facility per month.

Countries of destination are current as of publication date. Any updates to countries of destination reported will be published in the next scheduled *LNG Monthly*.

### VESSEL-BORNE EXPORTS OF DOMESTICALLY-PRODUCED LIQUEFIED NATURAL GAS (LNG)

Table 2a(v)

| Date of Departure                         | Name of Exporter             | Supplier                                                | Docket Number | Docket Term | Country of Destination | Name of Tanker      | Departure Terminal | Volume (Mcf of Natural Gas) | Notes |
|-------------------------------------------|------------------------------|---------------------------------------------------------|---------------|-------------|------------------------|---------------------|--------------------|-----------------------------|-------|
| 9/25/2021                                 | Freeport LNG Expansion, L.P. | Freeport LNG Expansion, L.P. and FLNG Liquefaction, LLC | 2010-161-LNG  | Long-Term   | China                  | Gaslog Wales        | Freeport, Texas    | 3,786,222                   |       |
| 9/27/2021                                 | Freeport LNG Expansion, L.P. | Freeport LNG Expansion, L.P. and FLNG Liquefaction, LLC | 2010-161-LNG  | Long-Term   | Netherlands            | LNG Schneeweisschen | Freeport, Texas    | 250,222                     | [*]   |
| 9/27/2021                                 | Freeport LNG Expansion, L.P. | Freeport LNG Expansion, L.P. and FLNG Liquefaction, LLC | 2010-161-LNG  | Long-Term   | Spain                  | LNG Schneeweisschen | Freeport, Texas    | 3,197,843                   | [*]   |
| 9/29/2021                                 | Freeport LNG Expansion, L.P. | Freeport LNG Expansion, L.P. and FLNG Liquefaction, LLC | 2010-161-LNG  | Long-Term   | Turkey                 | Sean Spirit         | Freeport, Texas    | 3,701,848                   |       |
| <b>TOTAL Exports of LNG from Freeport</b> |                              |                                                         |               |             |                        |                     |                    | <b>459,077,418</b>          |       |

[S] **Spot** – a one-time transaction for near-term delivery of a specific quantity of LNG at a specific location. Prior to 2006, spot cargos could be included in either long-term or short-term authorized types.

[\*] **Split cargo** – a single shipment of LNG where portions of the cargo have different transactional characteristics. For instance, a single cargo can have more than one buyer, supplier, price, unloading port, loading port, or DOE authorization.

[C] **Commissioning cargo** – pre-commercial cargo loaded while export facility operations are still undergoing final testing and inspection. Commissioning cargos may occur multiple times for the same facility as individual LNG trains enter service.

[L] **Liquefaction fees** – liquefaction fees have been included in the cargo prices for all months. See Table 1(f) for a summary price per export facility per month.

Countries of destination are current as of publication date. Any updates to countries of destination reported will be published in the next scheduled *LNG Monthly*.



## VESSEL-BORNE EXPORTS OF DOMESTICALLY-PRODUCED LIQUEFIED NATURAL GAS (LNG)

Table 2a(vi)

| Date of Departure                            | Name of Exporter             | Supplier         | Docket Number | Docket Term | Country of Destination | Name of Tanker          | Departure Terminal   | Volume (Mcf of Natural Gas) | Notes |
|----------------------------------------------|------------------------------|------------------|---------------|-------------|------------------------|-------------------------|----------------------|-----------------------------|-------|
| 2/3/2021                                     | Southern LNG Company, L.L.C. | Shell NA LNG LLC | 2012-100-LNG  | Long-Term   | Poland                 | Minerva Psara           | Elba Island, Georgia | 3,040,260                   | [*]   |
| 2/3/2021                                     | Southern LNG Company, L.L.C. | Shell NA LNG LLC | 2012-100-LNG  | Long-Term   | Poland                 | Minerva Psara           | Elba Island, Georgia | 672,355                     | [*]   |
| 2/20/2021                                    | Southern LNG Company, L.L.C. | Shell NA LNG LLC | 2012-100-LNG  | Long-Term   | Netherlands            | Magdala                 | Elba Island, Georgia | 3,231,688                   |       |
| 3/1/2021                                     | Southern LNG Company, L.L.C. | Shell NA LNG LLC | 2012-100-LNG  | Long-Term   | France                 | Valencia Knutsen        | Elba Island, Georgia | 3,336,864                   |       |
| 3/9/2021                                     | Southern LNG Company, L.L.C. | Shell NA LNG LLC | 2012-54-LNG   | Long-Term   | Chile                  | Solaris                 | Elba Island, Georgia | 3,317,865                   |       |
| 4/4/2021                                     | Southern LNG Company, L.L.C. | Shell NA LNG LLC | 2012-100-LNG  | Long-Term   | Lithuania              | Arctic Aurora           | Elba Island, Georgia | 3,078,009                   |       |
| 4/14/2021                                    | Southern LNG Company, L.L.C. | Shell NA LNG LLC | 2012-100-LNG  | Long-Term   | Spain                  | Bilbao Knutsen          | Elba Island, Georgia | 2,953,643                   |       |
| 4/29/2021                                    | Southern LNG Company, L.L.C. | Shell NA LNG LLC | 2012-100-LNG  | Long-Term   | Pakistan               | Solaris                 | Elba Island, Georgia | 3,322,534                   |       |
| 5/6/2021                                     | Southern LNG Company, L.L.C. | Shell NA LNG LLC | 2012-100-LNG  | Long-Term   | Netherlands            | Madrid Spirit           | Elba Island, Georgia | 2,541,659                   |       |
| 5/17/2021                                    | Southern LNG Company, L.L.C. | Shell NA LNG LLC | 2012-100-LNG  | Long-Term   | China                  | Pearl LNG               | Elba Island, Georgia | 3,721,100                   |       |
| 5/30/2021                                    | Southern LNG Company, L.L.C. | Shell NA LNG LLC | 2012-54-LNG   | Long-Term   | Chile                  | Methane Patricia Camila | Elba Island, Georgia | 3,155,079                   |       |
| 6/17/2021                                    | Southern LNG Company, L.L.C. | Shell NA LNG LLC | 2012-54-LNG   | Long-Term   | South Korea            | Pan Asia                | Elba Island, Georgia | 3,712,152                   |       |
| 6/24/2021                                    | Southern LNG Company, L.L.C. | Shell NA LNG LLC | 2012-100-LNG  | Long-Term   | Bangladesh             | SCF Melampus            | Elba Island, Georgia | 3,493,377                   |       |
| 7/10/2021                                    | Southern LNG Company, L.L.C. | Shell NA LNG LLC | 2012-100-LNG  | Long-Term   | China                  | Arctic Aurora           | Elba Island, Georgia | 3,301,138                   |       |
| 7/21/2021                                    | Southern LNG Company, L.L.C. | Shell NA LNG LLC | 2012-54-LNG   | Long-Term   | Chile                  | Gaslog Gladstone        | Elba Island, Georgia | 3,706,464                   |       |
| 8/5/2021                                     | Southern LNG Company, L.L.C. | Shell NA LNG LLC | 2012-100-LNG  | Long-Term   | Spain                  | Megara                  | Elba Island, Georgia | 825,646                     |       |
| 8/22/2021                                    | Southern LNG Company, L.L.C. | Shell NA LNG LLC | 2012-100-LNG  | Long-Term   | India                  | SCF Melampus            | Elba Island, Georgia | 3,632,813                   |       |
| 8/29/2021                                    | Southern LNG Company, L.L.C. | Shell NA LNG LLC | 2012-100-LNG  | Long-Term   | Spain                  | Megara                  | Elba Island, Georgia | 2,757,569                   |       |
| 9/10/2021                                    | Southern LNG Company, L.L.C. | Shell NA LNG LLC | 2012-54-LNG   | Long-Term   | Chile                  | Bilbao Knutsen          | Elba Island, Georgia | 2,955,328                   |       |
| 9/20/2021                                    | Southern LNG Company, L.L.C. | Shell NA LNG LLC | 2012-100-LNG  | Long-Term   | Malta                  | Madrid Spirit           | Elba Island, Georgia | 2,498,478                   |       |
| <b>TOTAL Exports of LNG from Elba Island</b> |                              |                  |               |             |                        |                         |                      | <b>55,541,406</b>           |       |

[S] **Spot** – a one-time transaction for near-term delivery of a specific quantity of LNG at a specific location. Prior to 2006, spot cargos could be included in either long-term or short-term authorized types.

[\*] **Split cargo** – a single shipment of LNG where portions of the cargo have different transactional characteristics. For instance, a single cargo can have more than one buyer, supplier, price, unloading port, loading port, or DOE authorization.

[C] **Commissioning cargo** – pre-commercial cargo loaded while export facility operations are still undergoing final testing and inspection. Commissioning cargos may occur multiple times for the same facility as individual LNG trains enter service.

[L] **Liquefaction fees** – liquefaction fees have been included in the cargo prices for all months. See Table 1(f) for a summary price per export facility per month.

Countries of destination are current as of publication date. Any updates to countries of destination reported will be published in the next scheduled *LNG Monthly*.



## VESSEL-BORNE EXPORTS OF DOMESTICALLY-PRODUCED LIQUEFIED NATURAL GAS (LNG) SHIPPED BY ISO CONTAINER

Table 2b

| Date of Departure | Name of Exporter           | Supplier                     | Docket Number | Country of Destination | Name of Ocean Going Vessel | ISO Container Loading Facility & Location | U.S. Export Port or Terminal | Volume (Mcf of Natural Gas) | Notes |
|-------------------|----------------------------|------------------------------|---------------|------------------------|----------------------------|-------------------------------------------|------------------------------|-----------------------------|-------|
| 1/2/2021          | American LNG Marketing LLC | Peninsula Energy Services Co | 2014-209-LNG  | Bahamas                | Emerald Express            | Haileah, Florida                          | Ft. Lauderdale, Florida      | 1,696                       |       |
| 1/3/2021          | American LNG Marketing LLC | Peninsula Energy Services Co | 2014-209-LNG  | Haiti                  | Delphinus                  | Haileah, Florida                          | Ft. Lauderdale, Florida      | 3,392                       |       |
| 1/6/2021          | American LNG Marketing LLC | Peninsula Energy Services Co | 2014-209-LNG  | Bahamas                | Sea Express                | Haileah, Florida                          | Ft. Lauderdale, Florida      | 4,240                       |       |
| 1/7/2021          | American LNG Marketing LLC | Peninsula Energy Services Co | 2014-209-LNG  | Barbados               | Flex Artemis               | Haileah, Florida                          | Ft. Lauderdale, Florida      | 2,544                       |       |
| 1/10/2021         | American LNG Marketing LLC | Peninsula Energy Services Co | 2014-209-LNG  | Haiti                  | Delphinus                  | Haileah, Florida                          | Ft. Lauderdale, Florida      | 2,544                       |       |
| 1/12/2021         | American LNG Marketing LLC | Peninsula Energy Services Co | 2014-209-LNG  | Bahamas                | Florida Express            | Haileah, Florida                          | Ft. Lauderdale, Florida      | 3,392                       |       |
| 1/13/2021         | American LNG Marketing LLC | Peninsula Energy Services Co | 2014-209-LNG  | Bahamas                | Sea Express                | Haileah, Florida                          | Ft. Lauderdale, Florida      | 4,240                       |       |
| 1/14/2021         | American LNG Marketing LLC | Peninsula Energy Services Co | 2014-209-LNG  | Barbados               | Vega Sagittarius           | Haileah, Florida                          | Ft. Lauderdale, Florida      | 5,088                       |       |
| 1/17/2021         | American LNG Marketing LLC | Peninsula Energy Services Co | 2014-209-LNG  | Haiti                  | Delphinus                  | Haileah, Florida                          | Ft. Lauderdale, Florida      | 2,544                       |       |
| 1/19/2021         | American LNG Marketing LLC | Peninsula Energy Services Co | 2014-209-LNG  | Bahamas                | Florida Express            | Haileah, Florida                          | Ft. Lauderdale, Florida      | 2,544                       |       |
| 1/20/2021         | American LNG Marketing LLC | Peninsula Energy Services Co | 2014-209-LNG  | Bahamas                | Sea Express                | Haileah, Florida                          | Ft. Lauderdale, Florida      | 3,392                       |       |
| 1/21/2021         | American LNG Marketing LLC | Peninsula Energy Services Co | 2014-209-LNG  | Barbados               | Contship Air               | Haileah, Florida                          | Ft. Lauderdale, Florida      | 4,240                       |       |
| 1/24/2021         | American LNG Marketing LLC | Peninsula Energy Services Co | 2014-209-LNG  | Bahamas                | Emerald Express            | Haileah, Florida                          | Ft. Lauderdale, Florida      | 848                         |       |
| 1/24/2021         | American LNG Marketing LLC | Peninsula Energy Services Co | 2014-209-LNG  | Haiti                  | Delphinus                  | Haileah, Florida                          | Ft. Lauderdale, Florida      | 1,696                       |       |
| 1/25/2021         | American LNG Marketing LLC | Peninsula Energy Services Co | 2014-209-LNG  | Bahamas                | Florida Express            | Haileah, Florida                          | Ft. Lauderdale, Florida      | 3,392                       |       |
| 1/27/2021         | American LNG Marketing LLC | Peninsula Energy Services Co | 2014-209-LNG  | Bahamas                | Sea Express                | Haileah, Florida                          | Ft. Lauderdale, Florida      | 4,240                       |       |
| 1/28/2021         | American LNG Marketing LLC | Peninsula Energy Services Co | 2014-209-LNG  | Barbados               | Hohebank                   | Haileah, Florida                          | Ft. Lauderdale, Florida      | 5,088                       |       |
| 1/31/2021         | American LNG Marketing LLC | Peninsula Energy Services Co | 2014-209-LNG  | Haiti                  | Delphinus                  | Haileah, Florida                          | Ft. Lauderdale, Florida      | 1,696                       |       |
| 2/3/2021          | American LNG Marketing LLC | Peninsula Energy Services Co | 2014-209-LNG  | Bahamas                | Florida Express            | Haileah, Florida                          | Ft. Lauderdale, Florida      | 2,544                       |       |
| 2/4/2021          | American LNG Marketing LLC | Peninsula Energy Services Co | 2014-209-LNG  | Bahamas                | Sea Express                | Haileah, Florida                          | Ft. Lauderdale, Florida      | 1,696                       |       |
| 2/4/2021          | American LNG Marketing LLC | Peninsula Energy Services Co | 2014-209-LNG  | Barbados               | Artemis                    | Haileah, Florida                          | Ft. Lauderdale, Florida      | 5,088                       |       |
| 2/6/2021          | American LNG Marketing LLC | Peninsula Energy Services Co | 2014-209-LNG  | Bahamas                | Sea Express                | Haileah, Florida                          | Ft. Lauderdale, Florida      | 1,696                       |       |
| 2/7/2021          | American LNG Marketing LLC | Peninsula Energy Services Co | 2014-209-LNG  | Haiti                  | Delphinus                  | Haileah, Florida                          | Ft. Lauderdale, Florida      | 2,544                       |       |
| 2/8/2021          | American LNG Marketing LLC | Peninsula Energy Services Co | 2014-209-LNG  | Bahamas                | Florida Express            | Haileah, Florida                          | Ft. Lauderdale, Florida      | 3,392                       |       |
| 2/10/2021         | American LNG Marketing LLC | Peninsula Energy Services Co | 2014-209-LNG  | Bahamas                | Sea Express                | Haileah, Florida                          | Ft. Lauderdale, Florida      | 4,240                       |       |
| 2/11/2021         | American LNG Marketing LLC | Peninsula Energy Services Co | 2014-209-LNG  | Barbados               | Hohebank                   | Haileah, Florida                          | Ft. Lauderdale, Florida      | 5,088                       |       |
| 2/13/2021         | American LNG Marketing LLC | Peninsula Energy Services Co | 2014-209-LNG  | Bahamas                | Emerald Express            | Haileah, Florida                          | Ft. Lauderdale, Florida      | 1,696                       |       |
| 2/14/2021         | American LNG Marketing LLC | Peninsula Energy Services Co | 2014-209-LNG  | Haiti                  | Delphinus                  | Haileah, Florida                          | Ft. Lauderdale, Florida      | 1,696                       |       |
| 2/17/2021         | American LNG Marketing LLC | Peninsula Energy Services Co | 2014-209-LNG  | Bahamas                | Sea Express                | Haileah, Florida                          | Ft. Lauderdale, Florida      | 2,544                       |       |
| 2/17/2021         | American LNG Marketing LLC | Peninsula Energy Services Co | 2014-209-LNG  | Bahamas                | Florida Express            | Haileah, Florida                          | Ft. Lauderdale, Florida      | 1,696                       |       |
| 2/18/2021         | American LNG Marketing LLC | Peninsula Energy Services Co | 2014-209-LNG  | Barbados               | Contship Air               | Haileah, Florida                          | Ft. Lauderdale, Florida      | 5,088                       |       |
| 2/20/2021         | American LNG Marketing LLC | Peninsula Energy Services Co | 2014-209-LNG  | Bahamas                | Emerald Express            | Haileah, Florida                          | Ft. Lauderdale, Florida      | 2,544                       |       |
| 2/21/2021         | American LNG Marketing LLC | Peninsula Energy Services Co | 2014-209-LNG  | Haiti                  | Delphinus                  | Haileah, Florida                          | Ft. Lauderdale, Florida      | 3,392                       |       |
| 2/24/2021         | American LNG Marketing LLC | Peninsula Energy Services Co | 2014-209-LNG  | Bahamas                | Florida Express            | Haileah, Florida                          | Ft. Lauderdale, Florida      | 3,392                       |       |
| 2/25/2021         | American LNG Marketing LLC | Peninsula Energy Services Co | 2014-209-LNG  | Bahamas                | Sea Express                | Haileah, Florida                          | Ft. Lauderdale, Florida      | 1,696                       |       |
| 2/25/2021         | American LNG Marketing LLC | Peninsula Energy Services Co | 2014-209-LNG  | Barbados               | Vega Sagittarius           | Haileah, Florida                          | Ft. Lauderdale, Florida      | 3,392                       |       |
| 2/27/2021         | American LNG Marketing LLC | Peninsula Energy Services Co | 2014-209-LNG  | Bahamas                | Sea Express                | Haileah, Florida                          | Ft. Lauderdale, Florida      | 1,696                       |       |
| 2/28/2021         | American LNG Marketing LLC | Peninsula Energy Services Co | 2014-209-LNG  | Haiti                  | Delphinus                  | Haileah, Florida                          | Ft. Lauderdale, Florida      | 3,392                       |       |
| 3/1/2021          | American LNG Marketing LLC | Peninsula Energy Services Co | 2014-209-LNG  | Bahamas                | Florida Express            | Haileah, Florida                          | Ft. Lauderdale, Florida      | 2,544                       |       |
| 3/3/2021          | American LNG Marketing LLC | Peninsula Energy Services Co | 2014-209-LNG  | Bahamas                | Cape Express               | Haileah, Florida                          | Ft. Lauderdale, Florida      | 2,544                       |       |
| 3/3/2021          | American LNG Marketing LLC | Peninsula Energy Services Co | 2014-209-LNG  | Bahamas                | Emerald Express            | Haileah, Florida                          | Ft. Lauderdale, Florida      | 2,544                       |       |
| 3/4/2021          | American LNG Marketing LLC | Peninsula Energy Services Co | 2014-209-LNG  | Barbados               | Artemis                    | Haileah, Florida                          | Ft. Lauderdale, Florida      | 3,392                       |       |
| 3/5/2021          | American LNG Marketing LLC | Peninsula Energy Services Co | 2014-209-LNG  | Bahamas                | Cape Express               | Haileah, Florida                          | Ft. Lauderdale, Florida      | 2,544                       |       |
| 3/7/2021          | American LNG Marketing LLC | Peninsula Energy Services Co | 2014-209-LNG  | Haiti                  | Delphinus                  | Haileah, Florida                          | Ft. Lauderdale, Florida      | 2,544                       |       |
| 3/10/2021         | American LNG Marketing LLC | Peninsula Energy Services Co | 2014-209-LNG  | Bahamas                | Florida Express            | Haileah, Florida                          | Ft. Lauderdale, Florida      | 2,544                       |       |

[S] Spot – a one-time transaction for near-term delivery of a specific quantity of LNG at a specific location. Prior to 2006, spot cargos could be included in either long-term or short-term authorized types.

[\*] Split cargo – a single shipment of LNG where portions of the cargo have different transactional characteristics. For instance, a single cargo can have more than one buyer, supplier, price, unloading port, loading port, or DOE authorization.

[C] Commissioning cargo – pre-commercial cargo loaded while export facility operations are still undergoing final testing and inspection. Commissioning cargos may occur multiple times for the same facility as individual LNG trains enter service.

[L] Liquefaction fees – liquefaction fees have been included in the cargo prices for all months. See Table 1(f) for a summary price per export facility per month.

Countries of destination are current as of publication date. Any updates to countries of destination reported will be published in the next scheduled *LNG Monthly*.

## VESSEL-BORNE EXPORTS OF DOMESTICALLY-PRODUCED LIQUEFIED NATURAL GAS (LNG) SHIPPED BY ISO CONTAINER

Table 2b

| Date of Departure | Name of Exporter           | Supplier                     | Docket Number | Country of Destination | Name of Ocean Going Vessel | ISO Container Loading Facility & Location | U.S. Export Port or Terminal | Volume (Mcf of Natural Gas) | Notes |
|-------------------|----------------------------|------------------------------|---------------|------------------------|----------------------------|-------------------------------------------|------------------------------|-----------------------------|-------|
| 3/10/2021         | American LNG Marketing LLC | Peninsula Energy Services Co | 2014-209-LNG  | Bahamas                | Sea Express                | Haileah, Florida                          | Ft. Lauderdale, Florida      | 2,544                       |       |
| 3/10/2021         | American LNG Marketing LLC | Peninsula Energy Services Co | 2014-209-LNG  | Bahamas                | Emerald Express            | Haileah, Florida                          | Ft. Lauderdale, Florida      | 3,392                       |       |
| 3/11/2021         | American LNG Marketing LLC | Peninsula Energy Services Co | 2014-209-LNG  | Barbados               | Hohebank                   | Haileah, Florida                          | Ft. Lauderdale, Florida      | 3,392                       |       |
| 3/12/2021         | American LNG Marketing LLC | Peninsula Energy Services Co | 2014-209-LNG  | Bahamas                | Emerald Express            | Haileah, Florida                          | Ft. Lauderdale, Florida      | 848                         |       |
| 3/14/2021         | American LNG Marketing LLC | Peninsula Energy Services Co | 2014-209-LNG  | Haiti                  | Delphinus                  | Haileah, Florida                          | Ft. Lauderdale, Florida      | 2,544                       |       |
| 3/15/2021         | American LNG Marketing LLC | Peninsula Energy Services Co | 2014-209-LNG  | Bahamas                | Florida Express            | Haileah, Florida                          | Ft. Lauderdale, Florida      | 2,544                       |       |
| 3/17/2021         | American LNG Marketing LLC | Peninsula Energy Services Co | 2014-209-LNG  | Bahamas                | Sea Express                | Haileah, Florida                          | Ft. Lauderdale, Florida      | 4,240                       |       |
| 3/17/2021         | American LNG Marketing LLC | Peninsula Energy Services Co | 2014-209-LNG  | Bahamas                | Emerald Express            | Haileah, Florida                          | Ft. Lauderdale, Florida      | 848                         |       |
| 3/18/2021         | American LNG Marketing LLC | Peninsula Energy Services Co | 2014-209-LNG  | Barbados               | Contship Air               | Haileah, Florida                          | Ft. Lauderdale, Florida      | 3,392                       |       |
| 3/21/2021         | American LNG Marketing LLC | Peninsula Energy Services Co | 2014-209-LNG  | Haiti                  | Delphinus                  | Haileah, Florida                          | Ft. Lauderdale, Florida      | 2,544                       |       |
| 3/22/2021         | American LNG Marketing LLC | Peninsula Energy Services Co | 2014-209-LNG  | Bahamas                | Florida Express            | Haileah, Florida                          | Ft. Lauderdale, Florida      | 3,392                       |       |
| 3/24/2021         | American LNG Marketing LLC | Peninsula Energy Services Co | 2014-209-LNG  | Bahamas                | Sea Express                | Haileah, Florida                          | Ft. Lauderdale, Florida      | 4,240                       |       |
| 3/25/2021         | American LNG Marketing LLC | Peninsula Energy Services Co | 2014-209-LNG  | Barbados               | Vega Sagittarius           | Haileah, Florida                          | Ft. Lauderdale, Florida      | 3,392                       |       |
| 3/28/2021         | American LNG Marketing LLC | Peninsula Energy Services Co | 2014-209-LNG  | Haiti                  | Delphinus                  | Haileah, Florida                          | Ft. Lauderdale, Florida      | 2,544                       |       |
| 3/30/2021         | American LNG Marketing LLC | Peninsula Energy Services Co | 2014-209-LNG  | Bahamas                | Florida Express            | Haileah, Florida                          | Ft. Lauderdale, Florida      | 2,544                       |       |
| 3/31/2021         | American LNG Marketing LLC | Peninsula Energy Services Co | 2014-209-LNG  | Bahamas                | Caribbean Express          | Haileah, Florida                          | Ft. Lauderdale, Florida      | 1,696                       |       |
| 4/1/2021          | American LNG Marketing LLC | Peninsula Energy Services Co | 2014-209-LNG  | Bahama Islands         | Cape Express               | Haileah, Florida                          | Ft. Lauderdale, Florida      | 3,392                       |       |
| 4/1/2021          | American LNG Marketing LLC | Peninsula Energy Services Co | 2014-209-LNG  | Barbados               | Contship Air               | Haileah, Florida                          | Ft. Lauderdale, Florida      | 5,936                       |       |
| 4/4/2021          | American LNG Marketing LLC | Peninsula Energy Services Co | 2014-209-LNG  | Bahama Islands         | Cape Express               | Haileah, Florida                          | Ft. Lauderdale, Florida      | 2,544                       |       |
| 4/4/2021          | American LNG Marketing LLC | Peninsula Energy Services Co | 2014-209-LNG  | Haiti                  | Delphinus                  | Haileah, Florida                          | Ft. Lauderdale, Florida      | 2,544                       |       |
| 4/6/2021          | American LNG Marketing LLC | Peninsula Energy Services Co | 2014-209-LNG  | Bahama Islands         | Florida Express            | Haileah, Florida                          | Ft. Lauderdale, Florida      | 3,392                       |       |
| 4/6/2021          | American LNG Marketing LLC | Peninsula Energy Services Co | 2014-209-LNG  | Bahama Islands         | Sea Express                | Haileah, Florida                          | Ft. Lauderdale, Florida      | 2,544                       |       |
| 4/7/2021          | American LNG Marketing LLC | Peninsula Energy Services Co | 2014-209-LNG  | Bahama Islands         | Cape Express               | Haileah, Florida                          | Ft. Lauderdale, Florida      | 2,544                       |       |
| 4/8/2021          | American LNG Marketing LLC | Peninsula Energy Services Co | 2014-209-LNG  | Bahama Islands         | Florida Express            | Haileah, Florida                          | Ft. Lauderdale, Florida      | 1,696                       |       |
| 4/8/2021          | American LNG Marketing LLC | Peninsula Energy Services Co | 2014-209-LNG  | Barbados               | Artemis                    | Haileah, Florida                          | Ft. Lauderdale, Florida      | 5,936                       |       |
| 4/11/2021         | American LNG Marketing LLC | Peninsula Energy Services Co | 2014-209-LNG  | Bahama Islands         | Cape Express               | Haileah, Florida                          | Ft. Lauderdale, Florida      | 2,544                       |       |
| 4/14/2021         | American LNG Marketing LLC | Peninsula Energy Services Co | 2014-209-LNG  | Bahama Islands         | Cape Express               | Haileah, Florida                          | Ft. Lauderdale, Florida      | 3,392                       |       |
| 4/14/2021         | American LNG Marketing LLC | Peninsula Energy Services Co | 2014-209-LNG  | Bahama Islands         | Florida Express            | Haileah, Florida                          | Ft. Lauderdale, Florida      | 2,544                       |       |
| 4/15/2021         | American LNG Marketing LLC | Peninsula Energy Services Co | 2014-209-LNG  | Bahama Islands         | Florida Express            | Haileah, Florida                          | Ft. Lauderdale, Florida      | 3,392                       |       |
| 4/15/2021         | American LNG Marketing LLC | Peninsula Energy Services Co | 2014-209-LNG  | Bahama Islands         | Caribbean Express          | Haileah, Florida                          | Ft. Lauderdale, Florida      | 4,240                       |       |
| 4/15/2021         | American LNG Marketing LLC | Peninsula Energy Services Co | 2014-209-LNG  | Barbados               | Hohebank                   | Haileah, Florida                          | Ft. Lauderdale, Florida      | 7,632                       |       |
| 4/21/2021         | American LNG Marketing LLC | Peninsula Energy Services Co | 2014-209-LNG  | Bahama Islands         | Sea Express                | Haileah, Florida                          | Ft. Lauderdale, Florida      | 2,544                       |       |
| 4/21/2021         | American LNG Marketing LLC | Peninsula Energy Services Co | 2014-209-LNG  | Bahama Islands         | Cape Express               | Haileah, Florida                          | Ft. Lauderdale, Florida      | 1,696                       |       |
| 4/22/2021         | American LNG Marketing LLC | Peninsula Energy Services Co | 2014-209-LNG  | Barbados               | Artemis                    | Haileah, Florida                          | Ft. Lauderdale, Florida      | 5,936                       |       |
| 4/23/2021         | American LNG Marketing LLC | Peninsula Energy Services Co | 2014-209-LNG  | Bahama Islands         | Caribbean Express          | Haileah, Florida                          | Ft. Lauderdale, Florida      | 1,696                       |       |
| 4/27/2021         | American LNG Marketing LLC | Peninsula Energy Services Co | 2014-209-LNG  | Bahama Islands         | Florida Express            | Haileah, Florida                          | Ft. Lauderdale, Florida      | 2,544                       |       |
| 4/28/2021         | American LNG Marketing LLC | Peninsula Energy Services Co | 2014-209-LNG  | Bahama Islands         | Sea Express                | Haileah, Florida                          | Ft. Lauderdale, Florida      | 1,696                       |       |
| 4/29/2021         | American LNG Marketing LLC | Peninsula Energy Services Co | 2014-209-LNG  | Barbados               | Artemis                    | Haileah, Florida                          | Ft. Lauderdale, Florida      | 4,240                       |       |
| 4/30/2021         | American LNG Marketing LLC | Peninsula Energy Services Co | 2014-209-LNG  | Bahama Islands         | Cape Express               | Haileah, Florida                          | Ft. Lauderdale, Florida      | 3,392                       |       |
| 5/1/2021          | American LNG Marketing LLC | Peninsula Energy Services Co | 2014-209-LNG  | Haiti                  | Hohebank                   | Haileah, Florida                          | Ft. Lauderdale, Florida      | 5,088                       |       |
| 5/3/2021          | American LNG Marketing LLC | Peninsula Energy Services Co | 2014-209-LNG  | Bahamas                | Florida Express            | Haileah, Florida                          | Ft. Lauderdale, Florida      | 3,392                       |       |
| 5/5/2021          | American LNG Marketing LLC | Peninsula Energy Services Co | 2014-209-LNG  | Bahamas                | Emerald Express            | Haileah, Florida                          | Ft. Lauderdale, Florida      | 1,696                       |       |
| 5/6/2021          | American LNG Marketing LLC | Peninsula Energy Services Co | 2014-209-LNG  | Bahamas                | Cape Express               | Haileah, Florida                          | Ft. Lauderdale, Florida      | 5,936                       |       |
| 5/6/2021          | American LNG Marketing LLC | Peninsula Energy Services Co | 2014-209-LNG  | Barbados               | Vega Sagittarius           | Haileah, Florida                          | Ft. Lauderdale, Florida      | 3,392                       |       |
| 5/9/2021          | American LNG Marketing LLC | Peninsula Energy Services Co | 2014-209-LNG  | Haiti                  | Greta                      | Haileah, Florida                          | Ft. Lauderdale, Florida      | 3,392                       |       |

[S] **Spot** – a one-time transaction for near-term delivery of a specific quantity of LNG at a specific location. Prior to 2006, spot cargos could be included in either long-term or short-term authorized types.

[\*] **Split cargo** – a single shipment of LNG where portions of the cargo have different transactional characteristics. For instance, a single cargo can have more than one buyer, supplier, price, unloading port, loading port, or DOE authorization.

[C] **Commissioning cargo** – pre-commercial cargo loaded while export facility operations are still undergoing final testing and inspection. Commissioning cargos may occur multiple times for the same facility as individual LNG trains enter service.

[L] **Liquefaction fees** – liquefaction fees have been included in the cargo prices for all months. See Table 1(f) for a summary price per export facility per month.

Countries of destination are current as of publication date. Any updates to countries of destination reported will be published in the next scheduled *LNG Monthly*.

## VESSEL-BORNE EXPORTS OF DOMESTICALLY-PRODUCED LIQUEFIED NATURAL GAS (LNG) SHIPPED BY ISO CONTAINER

Table 2b

| Date of Departure | Name of Exporter           | Supplier                     | Docket Number | Country of Destination | Name of Ocean Going Vessel | ISO Container Loading Facility & Location | U.S. Export Port or Terminal | Volume (Mcf of Natural Gas) | Notes |
|-------------------|----------------------------|------------------------------|---------------|------------------------|----------------------------|-------------------------------------------|------------------------------|-----------------------------|-------|
| 5/10/2021         | American LNG Marketing LLC | Peninsula Energy Services Co | 2014-209-LNG  | Bahamas                | Florida Express            | Haileah, Florida                          | Ft. Lauderdale, Florida      | 2,544                       |       |
| 5/11/2021         | American LNG Marketing LLC | Peninsula Energy Services Co | 2014-209-LNG  | Bahamas                | Bahamas Express            | Haileah, Florida                          | Ft. Lauderdale, Florida      | 4,240                       |       |
| 5/12/2021         | American LNG Marketing LLC | Peninsula Energy Services Co | 2014-209-LNG  | Bahamas                | Emerald Express            | Haileah, Florida                          | Ft. Lauderdale, Florida      | 848                         |       |
| 5/13/2021         | American LNG Marketing LLC | Peninsula Energy Services Co | 2014-209-LNG  | Barbados               | Hohebank                   | Haileah, Florida                          | Ft. Lauderdale, Florida      | 5,936                       |       |
| 5/17/2021         | American LNG Marketing LLC | Peninsula Energy Services Co | 2014-209-LNG  | Bahamas                | Sea Express                | Haileah, Florida                          | Ft. Lauderdale, Florida      | 5,088                       |       |
| 5/18/2021         | American LNG Marketing LLC | Peninsula Energy Services Co | 2014-209-LNG  | Bahamas                | Cape Express               | Haileah, Florida                          | Ft. Lauderdale, Florida      | 1,696                       |       |
| 5/19/2021         | American LNG Marketing LLC | Peninsula Energy Services Co | 2014-209-LNG  | Bahamas                | Sea Express                | Haileah, Florida                          | Ft. Lauderdale, Florida      | 2,544                       |       |
| 5/20/2021         | American LNG Marketing LLC | Peninsula Energy Services Co | 2014-209-LNG  | Barbados               | Artemis                    | Haileah, Florida                          | Ft. Lauderdale, Florida      | 4,240                       |       |
| 5/21/2021         | American LNG Marketing LLC | Peninsula Energy Services Co | 2014-209-LNG  | Haiti                  | Greta                      | Haileah, Florida                          | Ft. Lauderdale, Florida      | 3,392                       |       |
| 5/24/2021         | American LNG Marketing LLC | Peninsula Energy Services Co | 2014-209-LNG  | Bahamas                | Sea Express                | Haileah, Florida                          | Ft. Lauderdale, Florida      | 3,392                       |       |
| 5/25/2021         | American LNG Marketing LLC | Peninsula Energy Services Co | 2014-209-LNG  | Bahamas                | Florida Express            | Haileah, Florida                          | Ft. Lauderdale, Florida      | 3,392                       |       |
| 5/26/2021         | American LNG Marketing LLC | Peninsula Energy Services Co | 2014-209-LNG  | Bahamas                | Cape Express               | Haileah, Florida                          | Ft. Lauderdale, Florida      | 1,696                       |       |
| 5/26/2021         | American LNG Marketing LLC | Peninsula Energy Services Co | 2014-209-LNG  | Bahamas                | Caribbean Express          | Haileah, Florida                          | Ft. Lauderdale, Florida      | 848                         |       |
| 5/27/2021         | American LNG Marketing LLC | Peninsula Energy Services Co | 2014-209-LNG  | Bahamas                | Florida Express            | Haileah, Florida                          | Ft. Lauderdale, Florida      | 1,696                       |       |
| 5/27/2021         | American LNG Marketing LLC | Peninsula Energy Services Co | 2014-209-LNG  | Barbados               | Contship Air               | Haileah, Florida                          | Ft. Lauderdale, Florida      | 5,088                       |       |
| 5/28/2021         | American LNG Marketing LLC | Peninsula Energy Services Co | 2014-209-LNG  | Bahamas                | Sea Express                | Haileah, Florida                          | Ft. Lauderdale, Florida      | 5,936                       |       |
| 6/1/2021          | American LNG Marketing LLC | Peninsula Energy Services Co | 2014-209-LNG  | Bahamas                | Caribbean Express          | Haileah, Florida                          | Ft. Lauderdale, Florida      | 2,544                       |       |
| 6/2/2021          | American LNG Marketing LLC | Peninsula Energy Services Co | 2014-209-LNG  | Bahamas                | Cape Express               | Haileah, Florida                          | Ft. Lauderdale, Florida      | 1,696                       |       |
| 6/2/2021          | American LNG Marketing LLC | Peninsula Energy Services Co | 2014-209-LNG  | Haiti                  | Delphinus                  | Haileah, Florida                          | Ft. Lauderdale, Florida      | 6,784                       |       |
| 6/3/2021          | American LNG Marketing LLC | Peninsula Energy Services Co | 2014-209-LNG  | Barbados               | Vega Sagittarius           | Haileah, Florida                          | Ft. Lauderdale, Florida      | 5,936                       |       |
| 6/4/2021          | American LNG Marketing LLC | Peninsula Energy Services Co | 2014-209-LNG  | Bahamas                | Bahamas Express            | Haileah, Florida                          | Ft. Lauderdale, Florida      | 2,544                       |       |
| 6/7/2021          | American LNG Marketing LLC | Peninsula Energy Services Co | 2014-209-LNG  | Bahamas                | Caribbean Express          | Haileah, Florida                          | Ft. Lauderdale, Florida      | 1,696                       |       |
| 6/8/2021          | American LNG Marketing LLC | Peninsula Energy Services Co | 2014-209-LNG  | Bahamas                | Florida Express            | Haileah, Florida                          | Ft. Lauderdale, Florida      | 4,240                       |       |
| 6/9/2021          | American LNG Marketing LLC | Peninsula Energy Services Co | 2014-209-LNG  | Bahamas                | Vi-Nais                    | Haileah, Florida                          | Ft. Lauderdale, Florida      | 1,696                       |       |
| 6/10/2021         | American LNG Marketing LLC | Peninsula Energy Services Co | 2014-209-LNG  | Barbados               | Hohebank                   | Haileah, Florida                          | Ft. Lauderdale, Florida      | 5,936                       |       |
| 6/11/2021         | American LNG Marketing LLC | Peninsula Energy Services Co | 2014-209-LNG  | Bahamas                | Caribbean Express          | Haileah, Florida                          | Ft. Lauderdale, Florida      | 4,240                       |       |
| 6/13/2021         | American LNG Marketing LLC | Peninsula Energy Services Co | 2014-209-LNG  | Haiti                  | Greta                      | Haileah, Florida                          | Ft. Lauderdale, Florida      | 3,392                       |       |
| 6/14/2021         | American LNG Marketing LLC | Peninsula Energy Services Co | 2014-209-LNG  | Bahamas                | Bahamas Express            | Haileah, Florida                          | Ft. Lauderdale, Florida      | 2,544                       |       |
| 6/14/2021         | American LNG Marketing LLC | Peninsula Energy Services Co | 2014-209-LNG  | Bahamas                | Florida Express            | Haileah, Florida                          | Ft. Lauderdale, Florida      | 1,696                       |       |
| 6/14/2021         | American LNG Marketing LLC | Peninsula Energy Services Co | 2014-209-LNG  | Haiti                  | Greta                      | Haileah, Florida                          | Ft. Lauderdale, Florida      | 3,392                       |       |
| 6/16/2021         | American LNG Marketing LLC | Peninsula Energy Services Co | 2014-209-LNG  | Bahamas                | Vi-Nais                    | Haileah, Florida                          | Ft. Lauderdale, Florida      | 2,544                       |       |
| 6/17/2021         | American LNG Marketing LLC | Peninsula Energy Services Co | 2014-209-LNG  | Barbados               | Artemis                    | Haileah, Florida                          | Ft. Lauderdale, Florida      | 5,088                       |       |
| 6/18/2021         | American LNG Marketing LLC | Peninsula Energy Services Co | 2014-209-LNG  | Bahamas                | Emerald Express            | Haileah, Florida                          | Ft. Lauderdale, Florida      | 3,392                       |       |
| 6/21/2021         | American LNG Marketing LLC | Peninsula Energy Services Co | 2014-209-LNG  | Bahamas                | Bahamas Express            | Haileah, Florida                          | Ft. Lauderdale, Florida      | 3,392                       |       |
| 6/21/2021         | American LNG Marketing LLC | Peninsula Energy Services Co | 2014-209-LNG  | Bahamas                | Florida Express            | Haileah, Florida                          | Ft. Lauderdale, Florida      | 3,392                       |       |
| 6/23/2021         | American LNG Marketing LLC | Peninsula Energy Services Co | 2014-209-LNG  | Bahamas                | Cape Express               | Haileah, Florida                          | Ft. Lauderdale, Florida      | 2,544                       |       |
| 6/24/2021         | American LNG Marketing LLC | Peninsula Energy Services Co | 2014-209-LNG  | Barbados               | Contship Air               | Haileah, Florida                          | Ft. Lauderdale, Florida      | 5,088                       |       |
| 6/25/2021         | American LNG Marketing LLC | Peninsula Energy Services Co | 2014-209-LNG  | Bahamas                | Emerald Express            | Haileah, Florida                          | Ft. Lauderdale, Florida      | 2,544                       |       |
| 6/27/2021         | American LNG Marketing LLC | Peninsula Energy Services Co | 2014-209-LNG  | Haiti                  | Greta                      | Haileah, Florida                          | Ft. Lauderdale, Florida      | 4,240                       |       |
| 6/28/2021         | American LNG Marketing LLC | Peninsula Energy Services Co | 2014-209-LNG  | Bahamas                | Bahamas Express            | Haileah, Florida                          | Ft. Lauderdale, Florida      | 3,392                       |       |
| 6/29/2021         | American LNG Marketing LLC | Peninsula Energy Services Co | 2014-209-LNG  | Bahamas                | Florida Express            | Haileah, Florida                          | Ft. Lauderdale, Florida      | 2,544                       |       |
| 6/30/2021         | American LNG Marketing LLC | Peninsula Energy Services Co | 2014-209-LNG  | Bahamas                | Vi-Nais                    | Haileah, Florida                          | Ft. Lauderdale, Florida      | 1,696                       |       |
| 7/1/2021          | American LNG Marketing LLC | Peninsula Energy Services Co | 2014-209-LNG  | Barbados               | Vega Sagittarius           | Haileah, Florida                          | Ft. Lauderdale, Florida      | 6,784                       |       |
| 7/2/2021          | American LNG Marketing LLC | Peninsula Energy Services Co | 2014-209-LNG  | Bahama Islands         | Caribbean Express          | Haileah, Florida                          | Ft. Lauderdale, Florida      | 5,088                       |       |
| 7/4/2021          | American LNG Marketing LLC | Peninsula Energy Services Co | 2014-209-LNG  | Haiti                  | Delphinus                  | Haileah, Florida                          | Ft. Lauderdale, Florida      | 2,544                       |       |

[S] **Spot** – a one-time transaction for near-term delivery of a specific quantity of LNG at a specific location. Prior to 2006, spot cargos could be included in either long-term or short-term authorized types.

[\*] **Split cargo** – a single shipment of LNG where portions of the cargo have different transactional characteristics. For instance, a single cargo can have more than one buyer, supplier, price, unloading port, loading port, or DOE authorization.

[C] **Commissioning cargo** – pre-commercial cargo loaded while export facility operations are still undergoing final testing and inspection. Commissioning cargos may occur multiple times for the same facility as individual LNG trains enter service.

[L] **Liquefaction fees** – liquefaction fees have been included in the cargo prices for all months. See Table 1(f) for a summary price per export facility per month.

Countries of destination are current as of publication date. Any updates to countries of destination reported will be published in the next scheduled *LNG Monthly*.



## VESSEL-BORNE EXPORTS OF DOMESTICALLY-PRODUCED LIQUEFIED NATURAL GAS (LNG) SHIPPED BY ISO CONTAINER

Table 2b

| Date of Departure | Name of Exporter           | Supplier                     | Docket Number | Country of Destination | Name of Ocean Going Vessel | ISO Container Loading Facility & Location | U.S. Export Port or Terminal | Volume (Mcf of Natural Gas) | Notes |
|-------------------|----------------------------|------------------------------|---------------|------------------------|----------------------------|-------------------------------------------|------------------------------|-----------------------------|-------|
| 7/6/2021          | American LNG Marketing LLC | Peninsula Energy Services Co | 2014-209-LNG  | Bahama Islands         | Florida Express            | Haileah, Florida                          | Ft. Lauderdale, Florida      | 3,392                       |       |
| 7/7/2021          | American LNG Marketing LLC | Peninsula Energy Services Co | 2014-209-LNG  | Bahama Islands         | Vi-Nais                    | Haileah, Florida                          | Ft. Lauderdale, Florida      | 1,696                       |       |
| 7/7/2021          | American LNG Marketing LLC | Peninsula Energy Services Co | 2014-209-LNG  | Bahama Islands         | Bahamas Express            | Haileah, Florida                          | Ft. Lauderdale, Florida      | 2,544                       |       |
| 7/8/2021          | American LNG Marketing LLC | Peninsula Energy Services Co | 2014-209-LNG  | Barbados               | Hohebank                   | Haileah, Florida                          | Ft. Lauderdale, Florida      | 5,088                       |       |
| 7/12/2021         | American LNG Marketing LLC | Peninsula Energy Services Co | 2014-209-LNG  | Bahama Islands         | Vi-Nais                    | Haileah, Florida                          | Ft. Lauderdale, Florida      | 3,392                       |       |
| 7/12/2021         | American LNG Marketing LLC | Peninsula Energy Services Co | 2014-209-LNG  | Bahama Islands         | Florida Express            | Haileah, Florida                          | Ft. Lauderdale, Florida      | 2,544                       |       |
| 7/14/2021         | American LNG Marketing LLC | Peninsula Energy Services Co | 2014-209-LNG  | Bahama Islands         | Caribbean Express          | Haileah, Florida                          | Ft. Lauderdale, Florida      | 3,392                       |       |
| 7/15/2021         | American LNG Marketing LLC | Peninsula Energy Services Co | 2014-209-LNG  | Barbados               | Artemis                    | Haileah, Florida                          | Ft. Lauderdale, Florida      | 6,784                       |       |
| 7/16/2021         | American LNG Marketing LLC | Peninsula Energy Services Co | 2014-209-LNG  | Bahama Islands         | Bahamas Express            | Haileah, Florida                          | Ft. Lauderdale, Florida      | 5,088                       |       |
| 7/19/2021         | American LNG Marketing LLC | Peninsula Energy Services Co | 2014-209-LNG  | Bahama Islands         | Florida Express            | Haileah, Florida                          | Ft. Lauderdale, Florida      | 2,544                       |       |
| 7/20/2021         | American LNG Marketing LLC | Peninsula Energy Services Co | 2014-209-LNG  | Bahama Islands         | Cape Express               | Haileah, Florida                          | Ft. Lauderdale, Florida      | 2,544                       |       |
| 7/21/2021         | American LNG Marketing LLC | Peninsula Energy Services Co | 2014-209-LNG  | Bahama Islands         | Vi-Nais                    | Haileah, Florida                          | Ft. Lauderdale, Florida      | 848                         |       |
| 7/22/2021         | American LNG Marketing LLC | Peninsula Energy Services Co | 2014-209-LNG  | Barbados               | Contship Air               | Haileah, Florida                          | Ft. Lauderdale, Florida      | 6,784                       |       |
| 7/23/2021         | American LNG Marketing LLC | Peninsula Energy Services Co | 2014-209-LNG  | Nicaragua              | As Floretta                | Haileah, Florida                          | Ft. Lauderdale, Florida      | 848                         |       |
| 7/25/2021         | American LNG Marketing LLC | Peninsula Energy Services Co | 2014-209-LNG  | Haiti                  | Delphinus                  | Haileah, Florida                          | Ft. Lauderdale, Florida      | 5,936                       |       |
| 7/26/2021         | American LNG Marketing LLC | Peninsula Energy Services Co | 2014-209-LNG  | Bahama Islands         | Vi-Nais                    | Haileah, Florida                          | Ft. Lauderdale, Florida      | 1,696                       |       |
| 7/26/2021         | American LNG Marketing LLC | Peninsula Energy Services Co | 2014-209-LNG  | Bahama Islands         | Sea Express                | Haileah, Florida                          | Ft. Lauderdale, Florida      | 2,544                       |       |
| 7/27/2021         | American LNG Marketing LLC | Peninsula Energy Services Co | 2014-209-LNG  | Bahama Islands         | Vi-Nais                    | Haileah, Florida                          | Ft. Lauderdale, Florida      | 1,696                       |       |
| 7/28/2021         | American LNG Marketing LLC | Peninsula Energy Services Co | 2014-209-LNG  | Bahama Islands         | Bahamas Express            | Haileah, Florida                          | Ft. Lauderdale, Florida      | 1,696                       |       |
| 7/29/2021         | American LNG Marketing LLC | Peninsula Energy Services Co | 2014-209-LNG  | Barbados               | Vega Sagittarius           | Haileah, Florida                          | Ft. Lauderdale, Florida      | 5,936                       |       |
| 7/30/2021         | American LNG Marketing LLC | Peninsula Energy Services Co | 2014-209-LNG  | Bahama Islands         | Cape Express               | Haileah, Florida                          | Ft. Lauderdale, Florida      | 5,088                       |       |
| 8/1/2021          | American LNG Marketing LLC | Peninsula Energy Services Co | 2014-209-LNG  | Long-Term              | Haiti                      | Delphinus                                 | Ft. Lauderdale, Florida      | 1,696                       |       |
| 8/2/2021          | American LNG Marketing LLC | Peninsula Energy Services Co | 2014-209-LNG  | Long-Term              | Bahama Islands             | Cape Express                              | Ft. Lauderdale, Florida      | 5,088                       |       |
| 8/3/2021          | American LNG Marketing LLC | Peninsula Energy Services Co | 2014-209-LNG  | Long-Term              | Bahama Islands             | Vi-Nais                                   | Ft. Lauderdale, Florida      | 1,696                       |       |
| 8/5/2021          | American LNG Marketing LLC | Peninsula Energy Services Co | 2014-209-LNG  | Long-Term              | Barbados                   | Hohebank                                  | Ft. Lauderdale, Florida      | 6,784                       |       |
| 8/6/2021          | American LNG Marketing LLC | Peninsula Energy Services Co | 2014-209-LNG  | Long-Term              | Bahama Islands             | Bahamas Express                           | Ft. Lauderdale, Florida      | 4,240                       |       |
| 8/8/2021          | American LNG Marketing LLC | Peninsula Energy Services Co | 2014-209-LNG  | Long-Term              | Haiti                      | Delphinus                                 | Ft. Lauderdale, Florida      | 3,392                       |       |
| 8/9/2021          | American LNG Marketing LLC | Peninsula Energy Services Co | 2014-209-LNG  | Long-Term              | Bahama Islands             | Cape Express                              | Ft. Lauderdale, Florida      | 2,544                       |       |
| 8/10/2021         | American LNG Marketing LLC | Peninsula Energy Services Co | 2014-209-LNG  | Long-Term              | Bahama Islands             | Cape Express                              | Ft. Lauderdale, Florida      | 2,544                       |       |
| 8/11/2021         | American LNG Marketing LLC | Peninsula Energy Services Co | 2014-209-LNG  | Long-Term              | Bahama Islands             | Vi-Nais                                   | Ft. Lauderdale, Florida      | 1,696                       |       |
| 8/12/2021         | American LNG Marketing LLC | Peninsula Energy Services Co | 2014-209-LNG  | Long-Term              | Barbados                   | Artemis                                   | Ft. Lauderdale, Florida      | 6,784                       |       |
| 8/13/2021         | American LNG Marketing LLC | Peninsula Energy Services Co | 2014-209-LNG  | Long-Term              | Bahama Islands             | Cape Express                              | Ft. Lauderdale, Florida      | 4,240                       |       |
| 8/15/2021         | American LNG Marketing LLC | Peninsula Energy Services Co | 2014-209-LNG  | Long-Term              | Haiti                      | Delphinus                                 | Ft. Lauderdale, Florida      | 3,392                       |       |
| 8/16/2021         | American LNG Marketing LLC | Peninsula Energy Services Co | 2014-209-LNG  | Long-Term              | Bahama Islands             | Cape Express                              | Ft. Lauderdale, Florida      | 3,392                       |       |
| 8/18/2021         | American LNG Marketing LLC | Peninsula Energy Services Co | 2014-209-LNG  | Long-Term              | Bahama Islands             | Cape Express                              | Ft. Lauderdale, Florida      | 3,392                       |       |
| 8/18/2021         | American LNG Marketing LLC | Peninsula Energy Services Co | 2014-209-LNG  | Long-Term              | Bahama Islands             | Vi-Nais                                   | Ft. Lauderdale, Florida      | 2,544                       |       |
| 8/19/2021         | American LNG Marketing LLC | Peninsula Energy Services Co | 2014-209-LNG  | Long-Term              | Barbados                   | Contship Air                              | Ft. Lauderdale, Florida      | 5,936                       |       |
| 8/20/2021         | American LNG Marketing LLC | Peninsula Energy Services Co | 2014-209-LNG  | Long-Term              | Bahama Islands             | Cape Express                              | Ft. Lauderdale, Florida      | 4,240                       |       |
| 8/22/2021         | American LNG Marketing LLC | Peninsula Energy Services Co | 2014-209-LNG  | Long-Term              | Haiti                      | Delphinus                                 | Ft. Lauderdale, Florida      | 5,088                       |       |
| 8/23/2021         | American LNG Marketing LLC | Peninsula Energy Services Co | 2014-209-LNG  | Long-Term              | Bahama Islands             | Cape Express                              | Ft. Lauderdale, Florida      | 1,696                       |       |
| 8/24/2021         | American LNG Marketing LLC | Peninsula Energy Services Co | 2014-209-LNG  | Long-Term              | Bahama Islands             | Florida Express                           | Ft. Lauderdale, Florida      | 2,544                       |       |
| 8/25/2021         | American LNG Marketing LLC | Peninsula Energy Services Co | 2014-209-LNG  | Long-Term              | Bahama Islands             | Cape Express                              | Ft. Lauderdale, Florida      | 1,696                       |       |
| 8/25/2021         | American LNG Marketing LLC | Peninsula Energy Services Co | 2014-209-LNG  | Long-Term              | Bahama Islands             | Vi-Nais                                   | Ft. Lauderdale, Florida      | 2,544                       |       |
| 8/26/2021         | American LNG Marketing LLC | Peninsula Energy Services Co | 2014-209-LNG  | Long-Term              | Barbados                   | Vega Sagittarius                          | Ft. Lauderdale, Florida      | 7,632                       |       |
| 8/27/2021         | American LNG Marketing LLC | Peninsula Energy Services Co | 2014-209-LNG  | Long-Term              | Bahama Islands             | Bahamas Express                           | Ft. Lauderdale, Florida      | 2,544                       |       |

[S] **Spot** – a one-time transaction for near-term delivery of a specific quantity of LNG at a specific location. Prior to 2006, spot cargos could be included in either long-term or short-term authorized types.

[\*] **Split cargo** – a single shipment of LNG where portions of the cargo have different transactional characteristics. For instance, a single cargo can have more than one buyer, supplier, price, unloading port, loading port, or DOE authorization.

[C] **Commissioning cargo** – pre-commercial cargo loaded while export facility operations are still undergoing final testing and inspection. Commissioning cargos may occur multiple times for the same facility as individual LNG trains enter service.

[L] **Liquefaction fees** – liquefaction fees have been included in the cargo prices for all months. See Table 1(f) for a summary price per export facility per month.

Countries of destination are current as of publication date. Any updates to countries of destination reported will be published in the next scheduled *LNG Monthly*.

## VESSEL-BORNE EXPORTS OF DOMESTICALLY-PRODUCED LIQUEFIED NATURAL GAS (LNG) SHIPPED BY ISO CONTAINER

Table 2b

| Date of Departure                 | Name of Exporter           | Supplier                     | Docket Number | Country of Destination | Name of Ocean Going Vessel | ISO Container Loading Facility & Location | U.S. Export Port or Terminal | Volume (Mcf of Natural Gas) | Notes |
|-----------------------------------|----------------------------|------------------------------|---------------|------------------------|----------------------------|-------------------------------------------|------------------------------|-----------------------------|-------|
| 8/29/2021                         | American LNG Marketing LLC | Peninsula Energy Services Co | 2014-209-LNG  | Long-Term              | Haiti                      | Delphinus                                 | Ft. Lauderdale, Florida      | 5,088                       |       |
| 8/29/2021                         | American LNG Marketing LLC | Peninsula Energy Services Co | 2014-209-LNG  | Long-Term              | Haiti                      | Delphinus                                 | Ft. Lauderdale, Florida      | 5,088                       |       |
| 8/30/2021                         | American LNG Marketing LLC | Peninsula Energy Services Co | 2014-209-LNG  | Long-Term              | Bahama Islands             | Cape Express                              | Ft. Lauderdale, Florida      | 3,392                       |       |
| 8/31/2021                         | American LNG Marketing LLC | Peninsula Energy Services Co | 2014-209-LNG  | Long-Term              | Bahama Islands             | Florida Express                           | Ft. Lauderdale, Florida      | 2,544                       |       |
| 9/1/2021                          | American LNG Marketing LLC | Peninsula Energy Services Co | 2014-209-LNG  | Long-Term              | Bahama Islands             | Vi-Nais                                   | Ft. Lauderdale, Florida      | 2,544                       |       |
| 9/2/2021                          | American LNG Marketing LLC | Peninsula Energy Services Co | 2014-209-LNG  | Long-Term              | Barbados                   | Hohebank                                  | Ft. Lauderdale, Florida      | 7,632                       |       |
| 9/3/2021                          | American LNG Marketing LLC | Peninsula Energy Services Co | 2014-209-LNG  | Long-Term              | Bahama Islands             | Bahamas Express                           | Ft. Lauderdale, Florida      | 3,392                       |       |
| 9/5/2021                          | American LNG Marketing LLC | Peninsula Energy Services Co | 2014-209-LNG  | Long-Term              | Haiti                      | Delphinus                                 | Ft. Lauderdale, Florida      | 2,544                       |       |
| 9/7/2021                          | American LNG Marketing LLC | Peninsula Energy Services Co | 2014-209-LNG  | Long-Term              | Bahama Islands             | Sea Express                               | Ft. Lauderdale, Florida      | 3,392                       |       |
| 9/8/2021                          | American LNG Marketing LLC | Peninsula Energy Services Co | 2014-209-LNG  | Long-Term              | Bahama Islands             | Vi-Nais                                   | Ft. Lauderdale, Florida      | 1,696                       |       |
| 9/9/2021                          | American LNG Marketing LLC | Peninsula Energy Services Co | 2014-209-LNG  | Long-Term              | Barbados                   | Artemis                                   | Ft. Lauderdale, Florida      | 6,784                       |       |
| 9/10/2021                         | American LNG Marketing LLC | Peninsula Energy Services Co | 2014-209-LNG  | Long-Term              | Bahama Islands             | Caribbean Express                         | Ft. Lauderdale, Florida      | 3,392                       |       |
| 9/13/2021                         | American LNG Marketing LLC | Peninsula Energy Services Co | 2014-209-LNG  | Long-Term              | Bahama Islands             | Cape Express                              | Ft. Lauderdale, Florida      | 3,392                       |       |
| 9/14/2021                         | American LNG Marketing LLC | Peninsula Energy Services Co | 2014-209-LNG  | Long-Term              | Bahama Islands             | Florida Express                           | Ft. Lauderdale, Florida      | 3,392                       |       |
| 9/15/2021                         | American LNG Marketing LLC | Peninsula Energy Services Co | 2014-209-LNG  | Long-Term              | Bahama Islands             | Vi-Nais                                   | Ft. Lauderdale, Florida      | 1,696                       |       |
| 9/15/2021                         | American LNG Marketing LLC | Peninsula Energy Services Co | 2014-209-LNG  | Long-Term              | Haiti                      | Delphinus                                 | Ft. Lauderdale, Florida      | 3,392                       |       |
| 9/16/2021                         | American LNG Marketing LLC | Peninsula Energy Services Co | 2014-209-LNG  | Long-Term              | Bahama Islands             | Florida Express                           | Ft. Lauderdale, Florida      | 2,544                       |       |
| 9/16/2021                         | American LNG Marketing LLC | Peninsula Energy Services Co | 2014-209-LNG  | Long-Term              | Barbados                   | Contship Air                              | Ft. Lauderdale, Florida      | 6,784                       |       |
| 9/17/2021                         | American LNG Marketing LLC | Peninsula Energy Services Co | 2014-209-LNG  | Long-Term              | Bahama Islands             | Cape Express                              | Ft. Lauderdale, Florida      | 3,392                       |       |
| 9/20/2021                         | American LNG Marketing LLC | Peninsula Energy Services Co | 2014-209-LNG  | Long-Term              | Bahama Islands             | Cape Express                              | Ft. Lauderdale, Florida      | 3,392                       |       |
| 9/22/2021                         | American LNG Marketing LLC | Peninsula Energy Services Co | 2014-209-LNG  | Long-Term              | Bahama Islands             | Vi-Nais                                   | Ft. Lauderdale, Florida      | 1,696                       |       |
| 9/23/2021                         | American LNG Marketing LLC | Peninsula Energy Services Co | 2014-209-LNG  | Long-Term              | Barbados                   | Vega Sagittarius                          | Ft. Lauderdale, Florida      | 6,784                       |       |
| 9/24/2021                         | American LNG Marketing LLC | Peninsula Energy Services Co | 2014-209-LNG  | Long-Term              | Bahama Islands             | Bahamas Express                           | Ft. Lauderdale, Florida      | 2,544                       |       |
| 9/26/2021                         | American LNG Marketing LLC | Peninsula Energy Services Co | 2014-209-LNG  | Long-Term              | Haiti                      | Delphinus                                 | Ft. Lauderdale, Florida      | 4,240                       |       |
| 9/27/2021                         | American LNG Marketing LLC | Peninsula Energy Services Co | 2014-209-LNG  | Long-Term              | Bahama Islands             | Emerald Express                           | Ft. Lauderdale, Florida      | 3,392                       |       |
| 9/29/2021                         | American LNG Marketing LLC | Peninsula Energy Services Co | 2014-209-LNG  | Long-Term              | Bahama Islands             | Vi-Nais                                   | Ft. Lauderdale, Florida      | 1,696                       |       |
| 9/30/2021                         | American LNG Marketing LLC | Peninsula Energy Services Co | 2014-209-LNG  | Long-Term              | Bahama Islands             | Florida Express                           | Ft. Lauderdale, Florida      | 1,696                       |       |
| 9/30/2021                         | American LNG Marketing LLC | Peninsula Energy Services Co | 2014-209-LNG  | Long-Term              | Barbados                   | AS Laetitia                               | Ft. Lauderdale, Florida      | 5,088                       |       |
| <b>TOTAL Exports of LNG (ISO)</b> |                            |                              |               |                        |                            |                                           |                              | <b>622,432</b>              |       |

[S] **Spot** – a one-time transaction for near-term delivery of a specific quantity of LNG at a specific location. Prior to 2006, spot cargos could be included in either long-term or short-term authorized types.

[\*] **Split cargo** – a single shipment of LNG where portions of the cargo have different transactional characteristics. For instance, a single cargo can have more than one buyer, supplier, price, unloading port, loading port, or DOE authorization.

[C] **Commissioning cargo** – pre-commercial cargo loaded while export facility operations are still undergoing final testing and inspection. Commissioning cargos may occur multiple times for the same facility as individual LNG trains enter service.

[L] **Liquefaction fees** – liquefaction fees have been included in the cargo prices for all months. See Table 1(f) for a summary price per export facility per month.

Countries of destination are current as of publication date. Any updates to countries of destination reported will be published in the next scheduled *LNG Monthly*.



## VESSEL-BORNE EXPORTS OF DOMESTICALLY-PRODUCED LIQUEFIED NATURAL GAS (LNG) SHIPPED BY ISO CONTAINER

Table 2b

| Date of Departure                 | Name of Exporter                       | Supplier                | Docket Number | Country of Destination | Name of Ocean Going Vessel | ISO Container Loading Facility & Location | U.S. Export Port or Terminal | Volume (Mcf of Natural Gas) | Notes |
|-----------------------------------|----------------------------------------|-------------------------|---------------|------------------------|----------------------------|-------------------------------------------|------------------------------|-----------------------------|-------|
| 8/8/2021                          | Eagle LNG Partners Jacksonville II LLC | Tiger Paw Marketing LLC | 2017-79-LNG   | Jamaica                | Cape Akritas               | Eagle LNG Maxville, Florida               | Jacksonville, Florida        | 790                         |       |
| 8/8/2021                          | Eagle LNG Partners Jacksonville II LLC | Tiger Paw Marketing LLC | 2017-79-LNG   | Jamaica                | Cape Akritas               | Eagle LNG Maxville, Florida               | Jacksonville, Florida        | 790                         |       |
| 8/13/2021                         | Eagle LNG Partners Jacksonville II LLC | Tiger Paw Marketing LLC | 2017-79-LNG   | Jamaica                | AS Sabrina                 | Eagle LNG Maxville, Florida               | Jacksonville, Florida        | 864                         |       |
| 9/14/2021                         | Eagle LNG Partners Jacksonville II LLC | Tiger Paw Marketing LLC | 2017-79-LNG   | Antigua and Barbuda    | Warnow Whale               | Eagle LNG Maxville, Florida               | Port Everglades, Florida     | 837                         |       |
| 9/23/2021                         | Eagle LNG Partners Jacksonville II LLC | Tiger Paw Marketing LLC | 2017-79-LNG   | Antigua and Barbuda    | AS Fabrizia                | Eagle LNG Maxville, Florida               | Port Everglades, Florida     | 828                         |       |
| 9/23/2021                         | Eagle LNG Partners Jacksonville II LLC | Tiger Paw Marketing LLC | 2017-79-LNG   | Antigua and Barbuda    | AS Fabrizia                | Eagle LNG Maxville, Florida               | Port Everglades, Florida     | 837                         |       |
| <b>TOTAL Exports of LNG (ISO)</b> |                                        |                         |               |                        |                            |                                           |                              | <b>4,946</b>                |       |

[S] **Spot** – a one-time transaction for near-term delivery of a specific quantity of LNG at a specific location. Prior to 2006, spot cargos could be included in either long-term or short-term authorized types.


[\*] **Split cargo** – a single shipment of LNG where portions of the cargo have different transactional characteristics. For instance, a single cargo can have more than one buyer, supplier, price, unloading port, loading port, or DOE authorization.

[C] **Commissioning cargo** – pre-commercial cargo loaded while export facility operations are still undergoing final testing and inspection. Commissioning cargos may occur multiple times for the same facility as individual LNG trains enter service.

[L] **Liquefaction fees** – liquefaction fees have been included in the cargo prices for all months. See Table 1(f) for a summary price per export facility per month.

Countries of destination are current as of publication date. Any updates to countries of destination reported will be published in the next scheduled *LNG Monthly*.

Office of Fossil Energy and Carbon Management  
 Office of Resource Sustainability  
 Office of Regulation, Analysis, and Engagement  
 Division of Natural Gas Regulation  
 Phone: 202-586-7991  
 Email: [ngreports@hq.doe.gov](mailto:ngreports@hq.doe.gov)



### VESSEL-BORNE RE-EXPORTS OF LIQUEFIED NATURAL GAS (LNG)

Table 2c

| Date of Departure              | Authorization Holder | Supplier(s) | Exporter | Purchaser | Docket Number | Country of Destination | Name of Tanker | Departure Terminal | Volume (Mcf of Natural Gas) | Notes |
|--------------------------------|----------------------|-------------|----------|-----------|---------------|------------------------|----------------|--------------------|-----------------------------|-------|
| None.                          |                      |             |          |           |               |                        |                |                    |                             |       |
| <b>TOTAL Re-Exports of LNG</b> |                      |             |          |           |               |                        |                |                    | <b>0</b>                    |       |

[S] **Spot** - a one-time transaction for near-term delivery of a specific quantity of LNG at a specific location. Prior to 2006, spot cargos could be included in either long-term or short-term authorization types.

[\*] **Split cargo** - a single shipment of LNG where portions of the cargo have different transactional characteristics. For instance, a single cargo can have more than one buyer, supplier, price, unloading port, loading port, or DOE authorization.

[C] **Commissioning cargo** - pre-commercial cargo loaded while export facility operations are still undergoing final testing and inspection. Commissioning cargos may occur multiple times for the same facility as individual LNG trains enter service.



### LNG Imports by Country of Origin

(Bcf of Natural Gas)

Table 2d(i)

| 2021                        | January    | February   | March      | April    | May        | June     | July       | August   | September  | October  | November | December | TOTAL       |
|-----------------------------|------------|------------|------------|----------|------------|----------|------------|----------|------------|----------|----------|----------|-------------|
| Egypt                       | -          | -          | -          | -        | -          | -        | -          | -        | -          | -        | -        | -        | 0.0         |
| France                      | -          | -          | -          | -        | -          | -        | -          | -        | -          | -        | -        | -        | 0.0         |
| Nigeria                     | -          | -          | -          | -        | -          | -        | -          | -        | -          | -        | -        | -        | 0.0         |
| Norway                      | -          | -          | -          | -        | -          | -        | -          | -        | -          | -        | -        | -        | 0.0         |
| Qatar                       | -          | -          | -          | -        | -          | -        | -          | -        | -          | -        | -        | -        | 0.0         |
| Trinidad                    | 6.4        | 5.7        | 1.4        | -        | 1.7        | -        | 1.7        | -        | 1.2        | -        | -        | -        | 18.1        |
| United Kingdom              | -          | -          | -          | -        | -          | -        | -          | -        | -          | -        | -        | -        | 0.0         |
| Yemen                       | -          | -          | -          | -        | -          | -        | -          | -        | -          | -        | -        | -        | 0.0         |
| <b>TOTAL Imports of LNG</b> | <b>6.4</b> | <b>5.7</b> | <b>1.4</b> | <b>-</b> | <b>1.7</b> | <b>-</b> | <b>1.7</b> | <b>-</b> | <b>1.2</b> | <b>-</b> | <b>-</b> | <b>-</b> | <b>18.1</b> |

### LNG Imports by Receiving Terminal

(Bcf of Natural Gas)

Table 2d(ii)

| 2021                        | January    | February   | March      | April    | May        | June     | July       | August   | September  | October  | November | December | TOTAL       |
|-----------------------------|------------|------------|------------|----------|------------|----------|------------|----------|------------|----------|----------|----------|-------------|
| Cameron, LA                 | -          | -          | -          | -        | -          | -        | -          | -        | -          | -        | -        | -        | 0.0         |
| Cove Point, MD              | -          | -          | -          | -        | -          | -        | -          | -        | -          | -        | -        | -        | 0.0         |
| Elba Island, GA             | -          | -          | -          | -        | -          | -        | -          | -        | -          | -        | -        | -        | 0.0         |
| Everett, MA                 | 6.4        | 5.7        | 1.4        | -        | 1.7        | -        | 1.7        | -        | 1.2        | -        | -        | -        | 18.1        |
| Freeport, TX                | -          | -          | -          | -        | -          | -        | -          | -        | -          | -        | -        | -        | 0.0         |
| Golden Pass, TX             | -          | -          | -          | -        | -          | -        | -          | -        | -          | -        | -        | -        | 0.0         |
| Gulf LNG, MS                | -          | -          | -          | -        | -          | -        | -          | -        | -          | -        | -        | -        | 0.0         |
| Lake Charles, LA            | -          | -          | -          | -        | -          | -        | -          | -        | -          | -        | -        | -        | 0.0         |
| Neptune Deepwater Port      | -          | -          | -          | -        | -          | -        | -          | -        | -          | -        | -        | -        | 0.0         |
| Northeast Gateway           | -          | -          | -          | -        | -          | -        | -          | -        | -          | -        | -        | -        | 0.0         |
| <b>TOTAL Imports of LNG</b> | <b>6.4</b> | <b>5.7</b> | <b>1.4</b> | <b>-</b> | <b>1.7</b> | <b>-</b> | <b>1.7</b> | <b>-</b> | <b>1.2</b> | <b>-</b> | <b>-</b> | <b>-</b> | <b>18.1</b> |

### LNG Imports by Company

(Bcf of Natural Gas)

Table 2d(iii)

| 2021                                 | January    | February   | March      | April    | May        | June     | July       | August   | September  | October  | November | December | TOTAL       |
|--------------------------------------|------------|------------|------------|----------|------------|----------|------------|----------|------------|----------|----------|----------|-------------|
| BG LNG Services, LLC                 | -          | -          | -          | -        | -          | -        | -          | -        | -          | -        | -        | -        | 0.0         |
| BP Energy                            | -          | -          | -          | -        | -          | -        | -          | -        | -          | -        | -        | -        | 0.0         |
| Cheniere Marketing LLC               | -          | -          | -          | -        | -          | -        | -          | -        | -          | -        | -        | -        | 0.0         |
| ConocoPhillips                       | -          | -          | -          | -        | -          | -        | -          | -        | -          | -        | -        | -        | 0.0         |
| Constellation LNG, LLC               | 6.4        | 5.7        | 1.4        | -        | 1.7        | -        | 1.7        | -        | 1.2        | -        | -        | -        | 18.1        |
| Engie Gas & LNG LLC                  | -          | -          | -          | -        | -          | -        | -          | -        | -          | -        | -        | -        | 0.0         |
| Excelerate Energy Gas Marketing L.P. | -          | -          | -          | -        | -          | -        | -          | -        | -          | -        | -        | -        | 0.0         |
| Freeport LNG Development, L.P.       | -          | -          | -          | -        | -          | -        | -          | -        | -          | -        | -        | -        | 0.0         |
| Pacific Summit Energy LLC            | -          | -          | -          | -        | -          | -        | -          | -        | -          | -        | -        | -        | 0.0         |
| Sempra LNG Marketing                 | -          | -          | -          | -        | -          | -        | -          | -        | -          | -        | -        | -        | 0.0         |
| Shell NA LNG LLC                     | -          | -          | -          | -        | -          | -        | -          | -        | -          | -        | -        | -        | 0.0         |
| Statoil Natural Gas                  | -          | -          | -          | -        | -          | -        | -          | -        | -          | -        | -        | -        | 0.0         |
| Total Gas & Power                    | -          | -          | -          | -        | -          | -        | -          | -        | -          | -        | -        | -        | 0.0         |
| <b>Total Imports of LNG</b>          | <b>6.4</b> | <b>5.7</b> | <b>1.4</b> | <b>-</b> | <b>1.7</b> | <b>-</b> | <b>1.7</b> | <b>-</b> | <b>1.2</b> | <b>-</b> | <b>-</b> | <b>-</b> | <b>18.1</b> |

\*Very small volumes shown as zero due to rounding.



### SHORT-TERM VESSEL-BORNE IMPORTS OF LIQUEFIED NATURAL GAS

Table 2e(i)

| Date of Arrival                        | Name of Importer       | Seller                          | Docket Number | Country of Origin | Name of Tanker     | Receiving Terminal     | Volume (Mcf of Natural Gas) | Notes |
|----------------------------------------|------------------------|---------------------------------|---------------|-------------------|--------------------|------------------------|-----------------------------|-------|
| 1/31/2021                              | Constellation LNG, LLC | ENGIE Energy Marketing NA, Inc. | 2020-12-LNG   | Trinidad          | BW GDF Suez Boston | Everett, Massachusetts | 1,190,670                   | [S]   |
| <b>TOTAL Short-Term Imports of LNG</b> |                        |                                 |               |                   |                    |                        | <b>1,190,670</b>            |       |

[S] Spot - a one-time transaction for near-term delivery of a specific quantity of LNG at a specific location. Prior to 2006, spot cargos could be included in either long-term or short-term authorization types.

[\*] Split cargo - a single shipment of LNG where portions of the cargo have different transactional characteristics. For instance, a single cargo can have more than one buyer, supplier, price, unloading port, loading port, or DOE authorization.

### LONG-TERM VESSEL-BORNE IMPORTS OF LIQUEFIED NATURAL GAS

Table 2e(ii)

| Date of Arrival                       | Name of Importer       | Seller                        | Docket Number | Country of Origin | Name of Tanker       | Receiving Terminal     | Volume (Mcf of Natural Gas) | Notes |
|---------------------------------------|------------------------|-------------------------------|---------------|-------------------|----------------------|------------------------|-----------------------------|-------|
| 1/9/2021                              | Constellation LNG, LLC | Naturgy LNG Marketing Limited | 2019-5-LNG    | Trinidad          | Iberica Knutsen      | Everett, Massachusetts | 2,859,650                   |       |
| 1/23/2021                             | Constellation LNG, LLC | Naturgy LNG Marketing Limited | 2019-5-LNG    | Trinidad          | Iberica Knutsen      | Everett, Massachusetts | 2,325,329                   |       |
| 2/8/2021                              | Constellation LNG, LLC | Naturgy LNG Marketing Limited | 2019-5-LNG    | Trinidad          | Iberica Knutsen      | Everett, Massachusetts | 2,853,921                   |       |
| 2/24/2021                             | Constellation LNG, LLC | Naturgy LNG Marketing Limited | 2019-5-LNG    | Trinidad          | Catalunya Spirit     | Everett, Massachusetts | 2,833,638                   |       |
| 3/13/2021                             | Constellation LNG, LLC | Naturgy LNG Marketing Limited | 2019-5-LNG    | Trinidad          | Catalunya Spirit     | Everett, Massachusetts | 1,406,451                   |       |
| 5/15/2021                             | Constellation LNG, LLC | Naturgy LNG Marketing Limited | 2019-5-LNG    | Trinidad          | Catalunya Spirit     | Everett, Massachusetts | 1,662,155                   |       |
| 7/7/2021                              | Constellation LNG, LLC | Naturgy LNG Marketing Limited | 2019-5-LNG    | Trinidad          | Methane Lydon Volney | Everett, Massachusetts | 1,713,534                   |       |
| 9/16/2021                             | Constellation LNG, LLC | Naturgy LNG Marketing Limited | 2019-5-LNG    | Trinidad          | Iberica Knutsen      | Everett, Massachusetts | 1,220,697                   |       |
| <b>TOTAL Long-Term Imports of LNG</b> |                        |                               |               |                   |                      |                        | <b>16,875,375</b>           |       |

**TOTAL LNG IMPORTS**

**18,066,045**

[S] Spot - a one-time transaction for near-term delivery of a specific quantity of LNG at a specific location. Prior to 2006, spot cargos could be included in either long-term or short-term authorization types.

[\*] Split cargo - a single shipment of LNG where portions of the cargo have different transactional characteristics. For instance, a single cargo can have more than one buyer, supplier, price, unloading port, loading port, or DOE authorization.

[E-P] - a portion of this cargo was delivered to Everett, MA on 16 February 2017 and a portion was delivered to Ponce, Puerto Rico on 22 February 2017.



## VESSEL-BORNE IMPORTS OF LIQUEFIED NATURAL GAS (LNG) TO PUERTO RICO

Table 2f

| Date of Arrival | Name of Importer                | Seller                          | Docket Number | Country of Origin | Name of Tanker       | Receiving Terminal    | Volume (Mcf of Natural Gas) | Notes |
|-----------------|---------------------------------|---------------------------------|---------------|-------------------|----------------------|-----------------------|-----------------------------|-------|
| 1/1/2021        | NFEnergía LLC                   | NFE North Trading Ltd           | 2020-7-LNG    | Trinidad          | Coral Encanto        | San Juan, Puerto Rico | 451,246                     | [S]   |
| 1/4/2021        | Naturgy Aprovisionamientos S.A. | Naturgy Aprovisionamientos S.A. | 2020-116-LNG  | Trinidad          | Gemmata              | Ponce, Puerto Rico    | 1,276,345                   | [*]   |
| 1/10/2021       | Naturgy Aprovisionamientos S.A. | Naturgy Aprovisionamientos S.A. | 2020-116-LNG  | Trinidad          | LNG Unity            | Ponce, Puerto Rico    | 763,664                     | [*]   |
| 1/10/2021       | NFEnergía LLC                   | NFE North Trading Ltd           | 2020-7-LNG    | Trinidad          | Coral Encanto        | San Juan, Puerto Rico | 408,515                     | [S]   |
| 1/12/2021       | NFEnergía LLC                   | NFE North Trading Ltd           | 2020-7-LNG    | Trinidad          | Coral Encanto        | San Juan, Puerto Rico | 190,168                     | [S]   |
| 1/17/2021       | Naturgy Aprovisionamientos S.A. | Naturgy Aprovisionamientos S.A. | 2020-116-LNG  | Trinidad          | Castillo de Villalba | Ponce, Puerto Rico    | 1,197,125                   | [*]   |
| 1/19/2021       | NFEnergía LLC                   | NFE North Trading Ltd           | 2020-7-LNG    | Trinidad          | Coral Encanto        | San Juan, Puerto Rico | 533,298                     | [S]   |
| 1/24/2021       | Naturgy Aprovisionamientos S.A. | Naturgy Aprovisionamientos S.A. | 2020-116-LNG  | Trinidad          | Castillo de Villalba | Ponce, Puerto Rico    | 798,956                     | [*]   |
| 1/27/2021       | NFEnergía LLC                   | NFE North Trading Ltd           | 2020-7-LNG    | Trinidad          | Coral Encanto        | San Juan, Puerto Rico | 309,438                     | [S]   |
| 1/29/2021       | Naturgy Aprovisionamientos S.A. | Naturgy Aprovisionamientos S.A. | 2020-116-LNG  | Trinidad          | Iberica Knutsen      | Ponce, Puerto Rico    | 542,740                     | [*]   |
| 2/5/2021        | Naturgy Aprovisionamientos S.A. | Naturgy Aprovisionamientos S.A. | 2020-116-LNG  | Trinidad          | Catalunya Spirit     | Ponce, Puerto Rico    | 1,405,506                   | [*]   |
| 2/6/2021        | NFEnergía LLC                   | NFE North Trading Ltd           | 2020-7-LNG    | Trinidad          | Coral Encanto        | San Juan, Puerto Rico | 492,347                     | [S]   |
| 2/16/2021       | Naturgy Aprovisionamientos S.A. | Naturgy Aprovisionamientos S.A. | 2020-116-LNG  | Trinidad          | BW GDF Suez Boston   | Ponce, Puerto Rico    | 1,516,921                   | [*]   |
| 2/18/2021       | NFEnergía LLC                   | NFE North Trading Ltd           | 2020-7-LNG    | Trinidad          | Coral Encanto        | San Juan, Puerto Rico | 605,388                     | [S]   |
| 2/23/2021       | Naturgy Aprovisionamientos S.A. | Naturgy Aprovisionamientos S.A. | 2020-116-LNG  | Trinidad          | British Partner      | Ponce, Puerto Rico    | 1,473,258                   | [*]   |
| 3/3/2021        | Naturgy Aprovisionamientos S.A. | Naturgy Aprovisionamientos S.A. | 2020-116-LNG  | Trinidad          | Gemmata              | Ponce, Puerto Rico    | 1,409,459                   | [*]   |
| 3/7/2021        | NFEnergía LLC                   | NFE North Trading Ltd           | 2020-7-LNG    | Trinidad          | Coral Encanto        | San Juan, Puerto Rico | 380,296                     | [S]   |
| 3/16/2021       | Naturgy Aprovisionamientos S.A. | Naturgy Aprovisionamientos S.A. | 2020-116-LNG  | Trinidad          | Gemmata              | Ponce, Puerto Rico    | 1,408,169                   | [*]   |
| 3/17/2021       | NFEnergía LLC                   | NFE North Trading Ltd           | 2020-7-LNG    | Trinidad          | Coral Encanto        | San Juan, Puerto Rico | 344,503                     | [S]   |
| 3/22/2021       | Naturgy Aprovisionamientos S.A. | Naturgy Aprovisionamientos S.A. | 2020-116-LNG  | Trinidad          | Catalunya Spirit     | Ponce, Puerto Rico    | 1,439,035                   | [*]   |
| 3/24/2021       | NFEnergía LLC                   | NFE North Trading Ltd           | 2020-7-LNG    | Trinidad          | Coral Encanto        | San Juan, Puerto Rico | 329,857                     | [S]   |
| 3/29/2021       | Naturgy Aprovisionamientos S.A. | Naturgy Aprovisionamientos S.A. | 2020-116-LNG  | Trinidad          | Catalunya Spirit     | Ponce, Puerto Rico    | 1,377,420                   | [*]   |
| 4/1/2021        | NFEnergía LLC                   | NFE North Trading LTD           | 2020-7-LNG    | Trinidad          | Coral Encanto        | San Juan, Puerto Rico | 303,878                     | [S]   |
| 4/5/2021        | Naturgy Aprovisionamientos S.A. | Naturgy Aprovisionamientos S.A. | 2020-116-LNG  | Trinidad          | Rioja Knutsen        | Ponce, Puerto Rico    | 1,438,257                   | [*]   |
| 4/10/2021       | NFEnergía LLC                   | NFE North Trading LTD           | 2020-7-LNG    | Trinidad          | Coral Encanto        | San Juan, Puerto Rico | 303,426                     | [S]   |
| 4/16/2021       | Naturgy Aprovisionamientos S.A. | Naturgy Aprovisionamientos S.A. | 2020-116-LNG  | Trinidad          | Methane Kari Elin    | Ponce, Puerto Rico    | 1,397,204                   | [*]   |
| 4/18/2021       | NFEnergía LLC                   | NFE North Trading LTD           | 2020-7-LNG    | Trinidad          | Coral Encanto        | San Juan, Puerto Rico | 329,222                     | [S]   |
| 4/26/2021       | Naturgy Aprovisionamientos S.A. | Naturgy Aprovisionamientos S.A. | 2020-116-LNG  | Trinidad          | Flex Aurora          | Ponce, Puerto Rico    | 1,735,707                   | [*]   |
| 4/29/2021       | NFEnergía LLC                   | NFE North Trading LTD           | 2020-7-LNG    | Trinidad          | Coral Encanto        | San Juan, Puerto Rico | 83,873                      | [S]   |
| 5/4/2021        | NFEnergía LLC                   | NFE North Trading Ltd           | 2020-7-LNG    | Trinidad          | Coral Encanto        | San Juan, Puerto Rico | 198,351                     | [S]   |
| 5/6/2021        | Naturgy Aprovisionamientos S.A. | Naturgy Aprovisionamientos S.A. | 2020-116-LNG  | Trinidad          | Gemmata              | Ponce, Puerto Rico    | 1,417,801                   | [*]   |
| 5/11/2021       | NFEnergía LLC                   | NFE North Trading Ltd           | 2020-7-LNG    | Trinidad          | Coral Encanto        | San Juan, Puerto Rico | 291,808                     | [S]   |
| 5/17/2021       | Naturgy Aprovisionamientos S.A. | Naturgy Aprovisionamientos S.A. | 2020-116-LNG  | Trinidad          | Gemmata              | Ponce, Puerto Rico    | 1,411,377                   | [*]   |
| 5/20/2021       | NFEnergía LLC                   | NFE North Trading Ltd           | 2020-7-LNG    | Trinidad          | Coral Encanto        | San Juan, Puerto Rico | 327,353                     | [S]   |
| 5/26/2021       | Naturgy Aprovisionamientos S.A. | Naturgy Aprovisionamientos S.A. | 2020-116-LNG  | Trinidad          | Cadiz Knutsen        | Ponce, Puerto Rico    | 1,597,667                   | [*]   |
| 5/27/2021       | NFEnergía LLC                   | NFE North Trading Ltd           | 2020-7-LNG    | Trinidad          | Coral Encanto        | San Juan, Puerto Rico | 403,137                     | [S]   |
| 6/1/2021        | NFEnergía LLC                   | NFE North Trading LLC           | 2020-7-LNG    | Trinidad          | Coral Encanto        | San Juan, Puerto Rico | 223,330                     | [S]   |
| 6/2/2021        | Naturgy Aprovisionamientos S.A. | Naturgy Aprovisionamientos S.A. | 2020-116-LNG  | Trinidad          | Cadiz Knutsen        | Ponce, Puerto Rico    | 1,278,596                   | [*]   |
| 6/7/2021        | NFEnergía LLC                   | NFE North Trading LLC           | 2020-7-LNG    | Trinidad          | Coral Encanto        | San Juan, Puerto Rico | 329,593                     | [S]   |
| 6/9/2021        | Naturgy Aprovisionamientos S.A. | Naturgy Aprovisionamientos S.A. | 2020-116-LNG  | Trinidad          | BW GDF Suez Boston   | Ponce, Puerto Rico    | 1,364,909                   | [*]   |
| 6/13/2021       | NFEnergía LLC                   | NFE North Trading LLC           | 2020-7-LNG    | Trinidad          | Coral Encanto        | San Juan, Puerto Rico | 240,047                     | [S]   |
| 6/15/2021       | Naturgy Aprovisionamientos S.A. | Naturgy Aprovisionamientos S.A. | 2020-116-LNG  | Trinidad          | BW GDF Suez Boston   | Ponce, Puerto Rico    | 1,357,759                   | [*]   |
| 6/19/2021       | NFEnergía LLC                   | NFE North Trading LLC           | 2020-7-LNG    | Trinidad          | Coral Encanto        | San Juan, Puerto Rico | 527,775                     | [S]   |
| 6/21/2021       | Naturgy Aprovisionamientos S.A. | Naturgy Aprovisionamientos S.A. | 2020-116-LNG  | Trinidad          | Methane Lydon Volney | Ponce, Puerto Rico    | 1,401,582                   | [*]   |
| 6/25/2021       | NFEnergía LLC                   | NFE North Trading LLC           | 2020-7-LNG    | Trinidad          | Coral Encanto        | San Juan, Puerto Rico | 124,006                     | [S]   |

Note: Naturgy Aprovisionamientos S.A. (formerly Gas Natural Aprovisionamientos SDG. S.A.)

[S] Spot – a one-time transaction for near-term delivery of a specific quantity of LNG at a specific location.

[\*] Split cargo – a single shipment of LNG where portions of the cargo have different transactional characteristics. For instance, a single cargo can have more than one buyer, supplier, price, unloading port, loading port, or DOE authorization.



## VESSEL-BORNE IMPORTS OF LIQUEFIED NATURAL GAS (LNG) TO PUERTO RICO

Table 2f

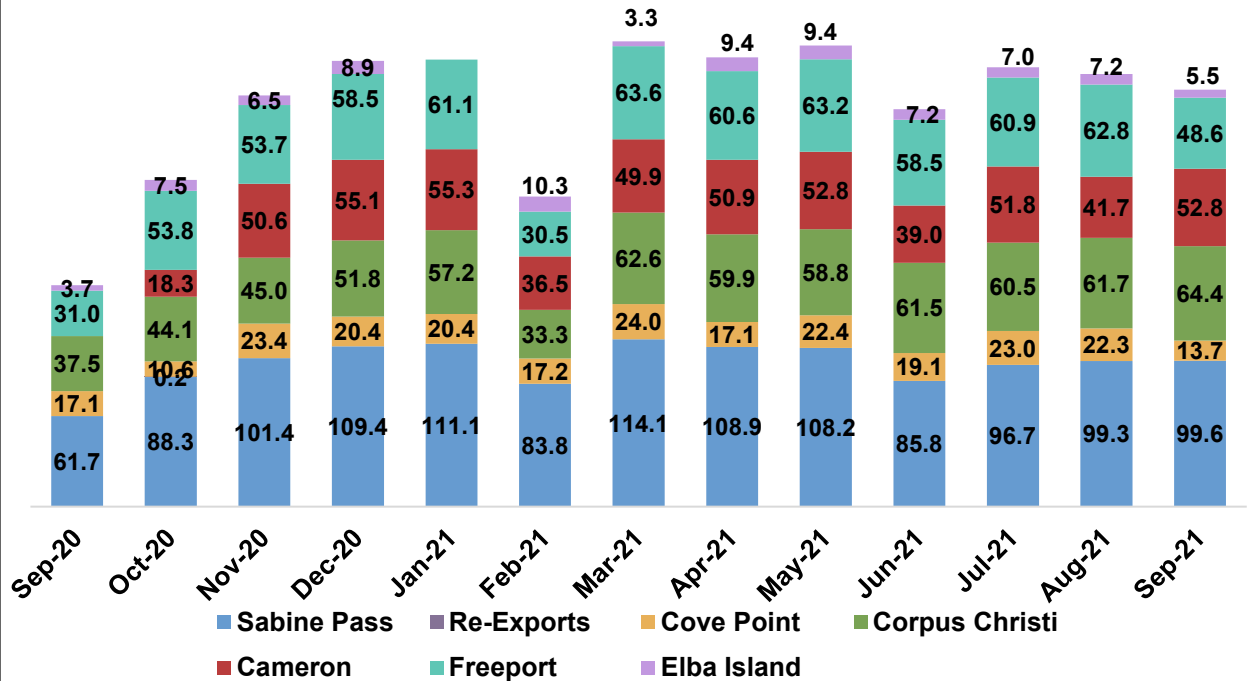
| Date of Arrival                            | Name of Importer                                                                                  | Seller                                                                                            | Docket Number | Country of Origin   | Name of Tanker       | Receiving Terminal    | Volume (Mcf of Natural Gas) | Notes |
|--------------------------------------------|---------------------------------------------------------------------------------------------------|---------------------------------------------------------------------------------------------------|---------------|---------------------|----------------------|-----------------------|-----------------------------|-------|
| 6/26/2021                                  | Naturgy Aprovisionamientos S.A.                                                                   | Naturgy Aprovisionamientos S.A.                                                                   | 2020-116-LNG  | Trinidad            | Methane Lydon Volney | Ponce, Puerto Rico    | 856,461                     | [*]   |
| 6/30/2021                                  | NFEnergía LLC                                                                                     | NFE North Trading LLC                                                                             | 2020-7-LNG    | Trinidad            | Coral Encanto        | San Juan, Puerto Rico | 493,772                     |       |
| 7/3/2021                                   | Naturgy Aprovisionamientos S.A.                                                                   | Naturgy Aprovisionamientos S.A.                                                                   | 2020-116-LNG  | Spain               | Iberica Knutsen      | Ponce, Puerto Rico    | 1,387,180                   | [*]   |
| 7/3/2021                                   | NFEnergía LLC                                                                                     | NFE North Trading Ltd                                                                             | 2020-7-LNG    | Trinidad and Tobago | Coral Encanto        | San Juan, Puerto Rico | 245,433                     | [S]   |
| 7/7/2021                                   | Naturgy Aprovisionamientos S.A.                                                                   | Naturgy Aprovisionamientos S.A.                                                                   | 2020-116-LNG  | Spain               | Iberica Knutsen      | Ponce, Puerto Rico    | 606,770                     | [*]   |
| 7/7/2021                                   | NFEnergía LLC                                                                                     | NFE North Trading Ltd                                                                             | 2020-7-LNG    | Trinidad and Tobago | Avenir Accolade      | San Juan, Puerto Rico | 152,729                     | [S]   |
| 7/10/2021                                  | NFEnergía LLC                                                                                     | NFE North Trading Ltd                                                                             | 2020-7-LNG    | Trinidad and Tobago | Coral Encanto        | San Juan, Puerto Rico | 613,478                     | [S]   |
| 7/11/2021                                  | Naturgy Aprovisionamientos S.A.                                                                   | Naturgy Aprovisionamientos S.A.                                                                   | 2020-116-LNG  | Spain               | Iberica Knutsen      | Ponce, Puerto Rico    | 752,800                     | [*]   |
| 7/15/2021                                  | Naturgy Aprovisionamientos S.A.                                                                   | Naturgy Aprovisionamientos S.A.                                                                   | 2020-116-LNG  | Trinidad and Tobago | British Diamond      | Ponce, Puerto Rico    | 1,249,608                   | [*]   |
| 7/19/2021                                  | NFEnergía LLC                                                                                     | NFE North Trading Ltd                                                                             | 2020-7-LNG    | Trinidad and Tobago | Coral Encanto        | San Juan, Puerto Rico | 512,759                     | [S]   |
| 7/21/2021                                  | Naturgy Aprovisionamientos S.A.                                                                   | Naturgy Aprovisionamientos S.A.                                                                   | 2020-116-LNG  | Trinidad and Tobago | British Diamond      | Ponce, Puerto Rico    | 1,434,807                   | [*]   |
| 7/26/2021                                  | NFEnergía LLC                                                                                     | NFE North Trading Ltd                                                                             | 2020-7-LNG    | Trinidad and Tobago | Coral Encanto        | San Juan, Puerto Rico | 250,683                     | [S]   |
| 7/28/2021                                  | Naturgy Aprovisionamientos S.A.                                                                   | Naturgy Aprovisionamientos S.A.                                                                   | 2020-116-LNG  | Trinidad and Tobago | Iberica Knutsen      | Ponce, Puerto Rico    | 1,291,033                   | [*]   |
| 8/2/2021                                   | NFEnergía LLC                                                                                     | NFE North Trading Ltd                                                                             | 2020-7-LNG    | Trinidad and Tobago | Avenir Accolade      | San Juan, Puerto Rico | 151,399                     |       |
| 8/3/2021                                   | os S.A. (formerly named Gas Natural Aprovechos S.A. (formerly named Gas Natural Aprovechos S.A.)) | os S.A. (formerly named Gas Natural Aprovechos S.A. (formerly named Gas Natural Aprovechos S.A.)) | 2020-116-LNG  | Spain               | Cadiz Knutsen        | Ponce, Puerto Rico    | 1,384,749                   | [*]   |
| 8/5/2021                                   | NFEnergía LLC                                                                                     | NFE North Trading Ltd                                                                             | 2020-7-LNG    | Trinidad and Tobago | Coral Encanto        | San Juan, Puerto Rico | 403,576                     |       |
| 8/9/2021                                   | os S.A. (formerly named Gas Natural Aprovechos S.A. (formerly named Gas Natural Aprovechos S.A.)) | os S.A. (formerly named Gas Natural Aprovechos S.A. (formerly named Gas Natural Aprovechos S.A.)) | 2020-116-LNG  | Spain               | Cadiz Knutsen        | Ponce, Puerto Rico    | 1,387,866                   | [*]   |
| 8/10/2021                                  | NFEnergía LLC                                                                                     | NFE North Trading Ltd                                                                             | 2020-7-LNG    | Trinidad and Tobago | Avenir Accolade      | San Juan, Puerto Rico | 151,773                     |       |
| 8/13/2021                                  | NFEnergía LLC                                                                                     | NFE North Trading Ltd                                                                             | 2020-7-LNG    | Trinidad and Tobago | Coral Encanto        | San Juan, Puerto Rico | 261,803                     |       |
| 8/18/2021                                  | os S.A. (formerly named Gas Natural Aprovechos S.A. (formerly named Gas Natural Aprovechos S.A.)) | os S.A. (formerly named Gas Natural Aprovechos S.A. (formerly named Gas Natural Aprovechos S.A.)) | 2020-116-LNG  | Trinidad and Tobago | BW GDF Suez Boston   | Ponce, Puerto Rico    | 1,413,751                   | [*]   |
| 8/19/2021                                  | NFEnergía LLC                                                                                     | NFE North Trading Ltd                                                                             | 2020-7-LNG    | Trinidad and Tobago | Coral Encanto        | San Juan, Puerto Rico | 314,384                     |       |
| 8/22/2021                                  | NFEnergía LLC                                                                                     | NFE North Trading Ltd                                                                             | 2020-7-LNG    | Trinidad and Tobago | Avenir Accolade      | San Juan, Puerto Rico | 150,246                     |       |
| 8/24/2021                                  | os S.A. (formerly named Gas Natural Aprovechos S.A. (formerly named Gas Natural Aprovechos S.A.)) | os S.A. (formerly named Gas Natural Aprovechos S.A. (formerly named Gas Natural Aprovechos S.A.)) | 2020-116-LNG  | Trinidad and Tobago | BW GDF Suez Boston   | Ponce, Puerto Rico    | 1,357,310                   | [*]   |
| 8/26/2021                                  | NFEnergía LLC                                                                                     | NFE North Trading Ltd                                                                             | 2020-7-LNG    | Trinidad and Tobago | Coral Encanto        | San Juan, Puerto Rico | 508,628                     |       |
| 8/29/2021                                  | NFEnergía LLC                                                                                     | NFE North Trading Ltd                                                                             | 2020-7-LNG    | Trinidad and Tobago | Avenir Accolade      | San Juan, Puerto Rico | 150,039                     |       |
| 9/3/2021                                   | NFEnergía LLC                                                                                     | NFE North Trading Ltd                                                                             | 2020-7-LNG    | Trinidad and Tobago | Coral Encanto        | San Juan, Puerto Rico | 214,562                     |       |
| 9/5/2021                                   | os S.A. (formerly named Gas Natural Aprovechos S.A. (formerly named Gas Natural Aprovechos S.A.)) | os S.A. (formerly named Gas Natural Aprovechos S.A. (formerly named Gas Natural Aprovechos S.A.)) | 2020-116-LNG  | Trinidad and Tobago | Iberica Knutsen      | Ponce, Puerto Rico    | 1,825,695                   | [*]   |
| 9/7/2021                                   | NFEnergía LLC                                                                                     | NFE North Trading Ltd                                                                             | 2020-7-LNG    | Trinidad and Tobago | Coral Encanto        | San Juan, Puerto Rico | 258,089                     |       |
| 9/10/2021                                  | NFEnergía LLC                                                                                     | NFE North Trading Ltd                                                                             | 2020-7-LNG    | Trinidad and Tobago | Avenir Accolade      | San Juan, Puerto Rico | 150,926                     |       |
| 9/15/2021                                  | NFEnergía LLC                                                                                     | NFE North Trading Ltd                                                                             | 2020-7-LNG    | Trinidad and Tobago | Coral Encanto        | San Juan, Puerto Rico | 612,345                     |       |
| 9/16/2021                                  | os S.A. (formerly named Gas Natural Aprovechos S.A. (formerly named Gas Natural Aprovechos S.A.)) | os S.A. (formerly named Gas Natural Aprovechos S.A. (formerly named Gas Natural Aprovechos S.A.)) | 2020-116-LNG  | Trinidad and Tobago | BW GDF Suez Boston   | Ponce, Puerto Rico    | 1,345,006                   | [*]   |
| 9/21/2021                                  | NFEnergía LLC                                                                                     | NFE North Trading Ltd                                                                             | 2020-7-LNG    | Trinidad and Tobago | Avenir Accolade      | San Juan, Puerto Rico | 150,453                     |       |
| 9/26/2021                                  | NFEnergía LLC                                                                                     | NFE North Trading Ltd                                                                             | 2020-7-LNG    | Trinidad and Tobago | Coral Encanto        | San Juan, Puerto Rico | 513,732                     |       |
| <b>TOTAL Imports of LNG to Puerto Rico</b> |                                                                                                   |                                                                                                   |               |                     |                      |                       | <b>59,294,157</b>           |       |

Note: Naturgy Aprovisionamientos S.A. (formerly Gas Natural Aprovechos S.A. (formerly named Gas Natural Aprovechos S.A.))

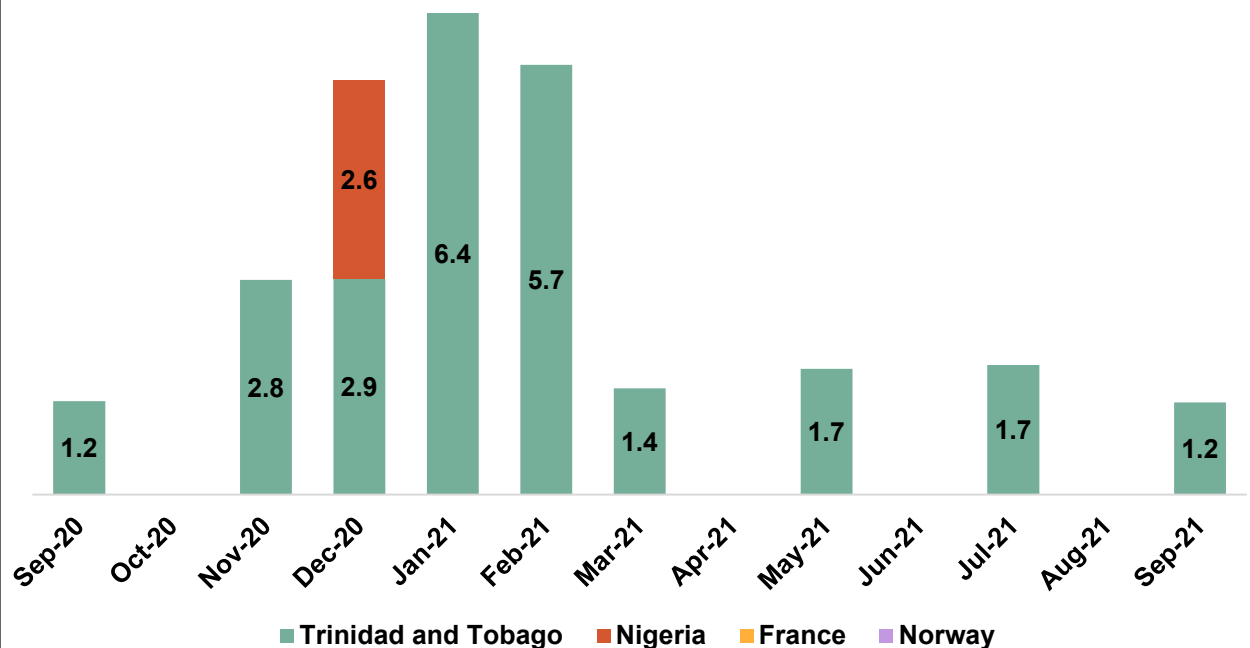
[S] Spot – a one-time transaction for near-term delivery of a specific quantity of LNG at a specific location.

[\*] Split cargo – a single shipment of LNG where portions of the cargo have different transactional characteristics. For instance, a single cargo can have more than one buyer, supplier, price, unloading port, loading port, or DOE authorization.

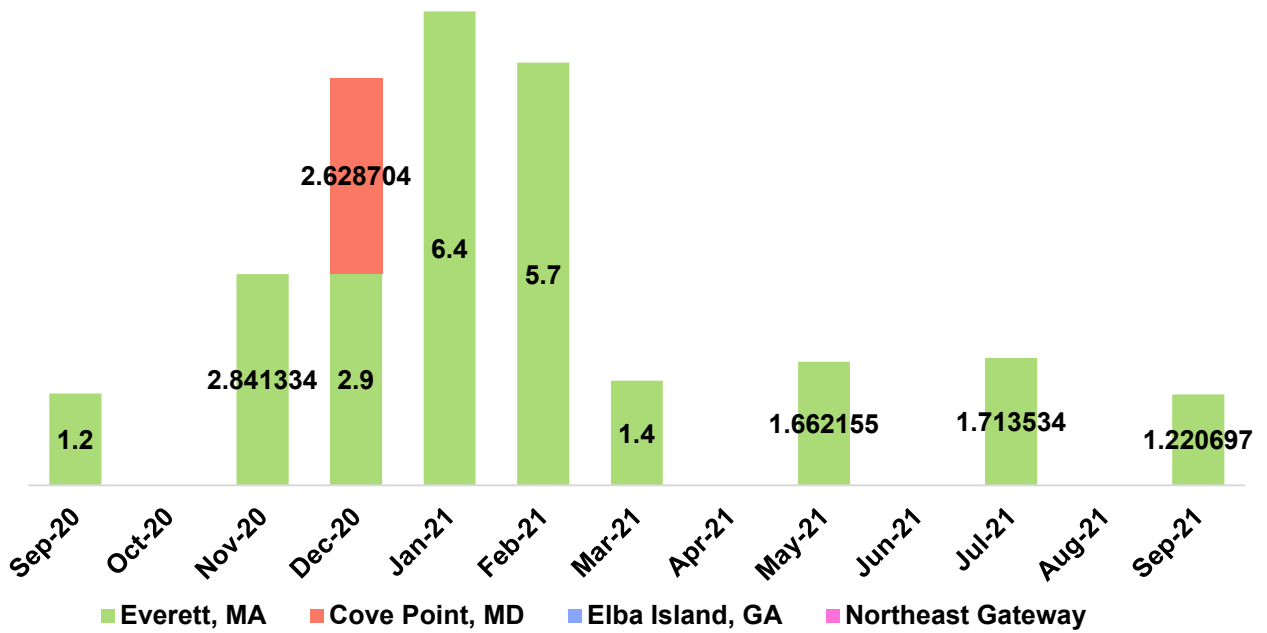
## U.S. LNG by Vessel – Export and Re-Export Volumes (Bcf)



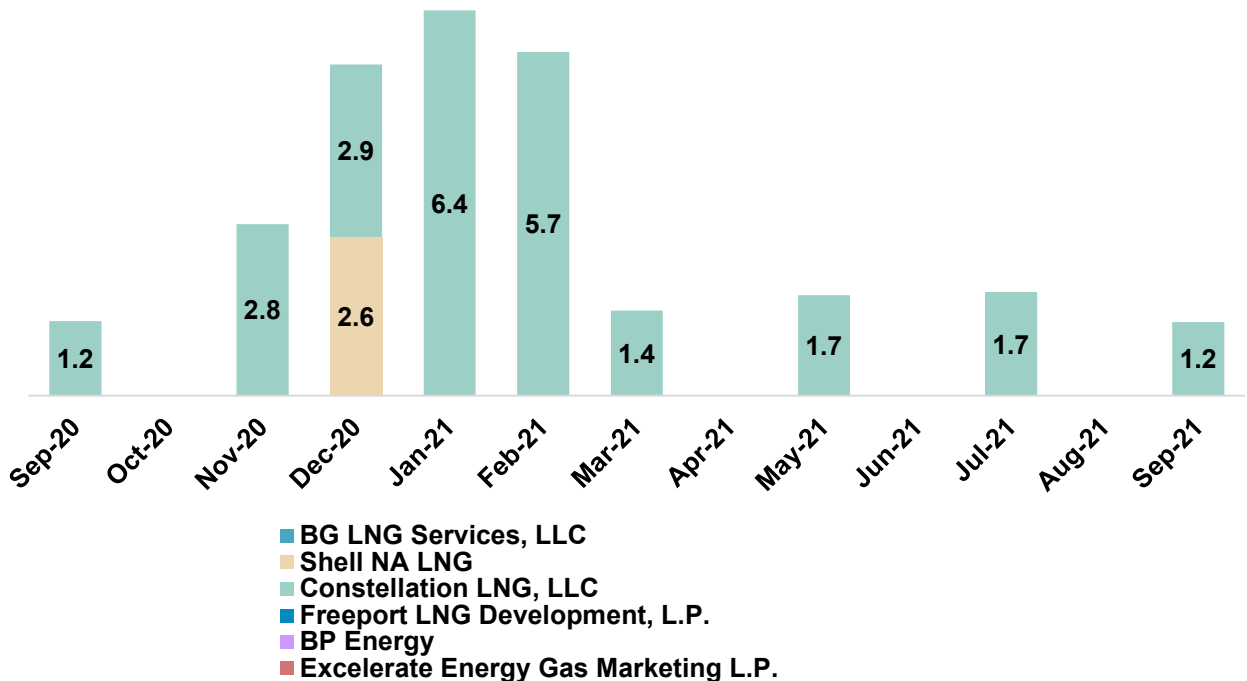
## U.S. LNG Import Volume by Source Country (Bcf)



## U.S. LNG Import Volume by Terminal (Bcf)

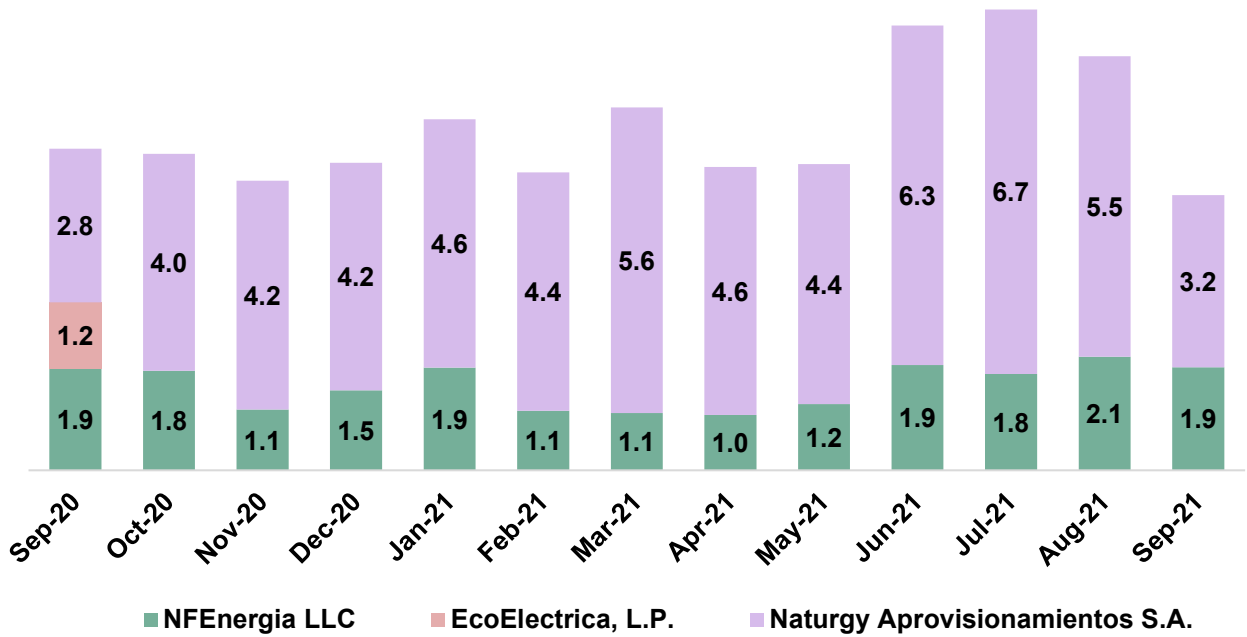


## U.S. LNG Import Volume by Company (Bcf)





## U.S. LNG Import Volume by Company, Puerto Rico (Bcf)



## NOTES AND DEFINITIONS

- 1) Import prices are landed and include the price of the LNG, the transportation cost to the U.S. terminal, and the cost of offloading the LNG. Landed prices do not include regasification fees.
- 2) The data are provided by importers and exporters as a condition of their authorizations (which are issued by this office). They are reported as filed, after DOE review and any subsequent revisions by importers and exporters.
- 3) Spot cargos [S] are a one-time transaction for near-term delivery of a specific quantity of LNG at a specific location. Prior to 2006, spot cargos could be included in either long-term or short-term authorization types.
- 4) Split cargos [\*] refer to a single shipment of LNG where portions of the cargo have different transactional characteristics. For instance, a single cargo can have more than one buyer, supplier, price, unloading port, loading port, or DOE authorization.
- 5) Commissioning cargos [C] refer to pre-commercial cargos loaded while export facility operations are still undergoing final testing and inspection. Commissioning cargos may occur multiple times for the same facility as individual LNG trains enter service.
- 6) Liquefaction fees [L] - liquefaction fees have been included in the cargo's price. Beginning with July 2019 data, with the exception of some commissioning cargos as indicated in Table 2(a), all export cargo prices at all terminals include liquefaction fees.
- 7) Short-term imports or exports are those cargos imported or exported under a company's short-term or "blanket" authorization. This type of authorization covers supply contracts with terms up to 2 years, including spot cargos. The authorization is not based on a specific supply contract, but covers all of the importer's short-term supply deals. DOE does not have copies of those contracts and they are not filed with the applications.
- 8) Long-term imports or exports are those cargos imported or exported under a company's long-term authorization. This type of authorization is tied to one specific supply contract with a term of more than two years. Redacted copies of the contracts are available on our website (please see below).
- 9) Authorization holders are required to file volume data in thousand cubic feet (Mcf). Therefore, data collected does not necessarily include equivalent amounts of energy, measured in million British thermal units (MMBtu).
- 10) Prices for exports from Kenai, Alaska are "delivered." This is the commodity price plus transportation to the receiving terminal in the destination country.
- 11) Prices for re-exports are the prices at the point of export, also known as FOB (free on board).
- 12) Export prices for cargos made pursuant to long-term SPA's/contracts typically do not include liquefaction fees. Exceptions where liquefaction fees have been included in a cargo's price will be noted with Note [L].
- 13) Data are current as of the publication date. Any revisions to reported data will be published in the next scheduled *LNG Monthly*.

Our web address is: [www.fossil.energy.gov](http://www.fossil.energy.gov)  
Click "Services," then click "Natural Gas Regulation."

