



Hurricane Ida | Update #3

REPORT TIME & DATE: 10:00 AM EDT | Tuesday, August 31, 2021

REPORT DISTRIBUTION: Public

EXECUTIVE SUMMARY

As of 5:00 AM EDT, Tropical Depression Ida was 185 miles southwest of Nashville, Tennessee, moving northeast at 12 MPH, with maximum sustained winds of 30 MPH. The storm made landfall near Port Fourchon, Louisiana around 1:00 PM EDT as a Category 4 hurricane. Considerable heavy rain and flooding threats will continue to spread from the Tennessee and Ohio Valleys into the central and southern Appalachians and Mid Atlantic through Wednesday.

Electricity Sector Summary

- As of 7:00 AM EDT on August 31, there are approximately 1.1 million customer outages due to Ida, with approximately 1 million outages in Louisiana.
- Damage to the transmission system serving New Orleans, Louisiana caused outages to most of the city. All eight transmission lines delivering power to New Orleans are without service. Entergy is working to restore transmission paths to the city. Pump systems are operating on internal co-generation and/or backup power.
- Utilities are conducting damage assessments and restoration efforts as conditions permit. Damage assessments are expected to take three days. Estimated restoration times will be established once damage assessments are complete. Utilities in the impacted area pre-staged crews, equipment, and materials, and mutual assistance networks have been activated to support restoration efforts as needed.

Oil & Natural Gas Sector Summary

- Several pipelines shut down operations as a standard precautionary measure in advance of Ida. Pipeline operators are beginning to restore operations as post-storm assessments are completed.
- Nine refineries in Louisiana have shut operations, accounting for about 2.3 million b/d of refinery capacity, or approximately 13% of the total U.S. operable refining capacity. Damage assessments are underway at some refineries, but operations cannot restart until power and other essential third-party utilities are restored.
- As of 12:30 PM EDT, August 30, 95% of the oil production and 94% of the natural gas production in the federally administered areas of the U.S. Gulf of Mexico remained shut-in, according to estimates by the Bureau of Safety and Environmental Enforcement.
- The refinery and offshore platform shut-ins are not anticipated to cause any immediate supply issues. For the week ending on August 20, Gulf Coast stocks of gasoline and distillate were 3% and 5% above the seasonal five-year average. Gulf Coast stocks of crude oil were essentially in line with the five-year average in the Gulf Coast (not including SPR).
- The ports of New Orleans, Baton Rouge, Gramercy, and Morgan City in Louisiana and the Port of Pascagoula, Mississippi remain closed after the passage of Hurricane Ida. Operations remain suspended at the Louisiana Offshore Oil Port (LOOP) marine terminal.
- Power outages are likely leading to retail gas station closures in impacted areas.

DOE ACTIONS**DOE ENERGY RESPONSE ORGANIZATION (ERO): ACTIVATED - LEVEL 1**

- DOE is coordinating with industry, interagency, and territorial partners to support response efforts related to Hurricane Ida.
- DOE is holding daily unity of effort call with electricity and oil and natural gas partners and in regular contact with the North American Electric Reliability Corporation.
- DOE has worked with FEMA and industry partners to prepare for hurricane response operations during the COVID-19 pandemic.

DOE EMERGENCY SUPPORT FUNCTION (ESF) #12 DEPLOYMENTS:

- DOE HQ Energy Response Organization – Washington, DC
- FEMA National Response Coordination Center – Washington, DC
- FEMA Region IV Response Coordination Center – Atlanta, GA – Virtual
- FEMA Region VI Response Coordination Center – Denton, TX
- Louisiana Joint Field Office – Baton Rouge, LA



ELECTRICITY SECTOR

POWER OUTAGES

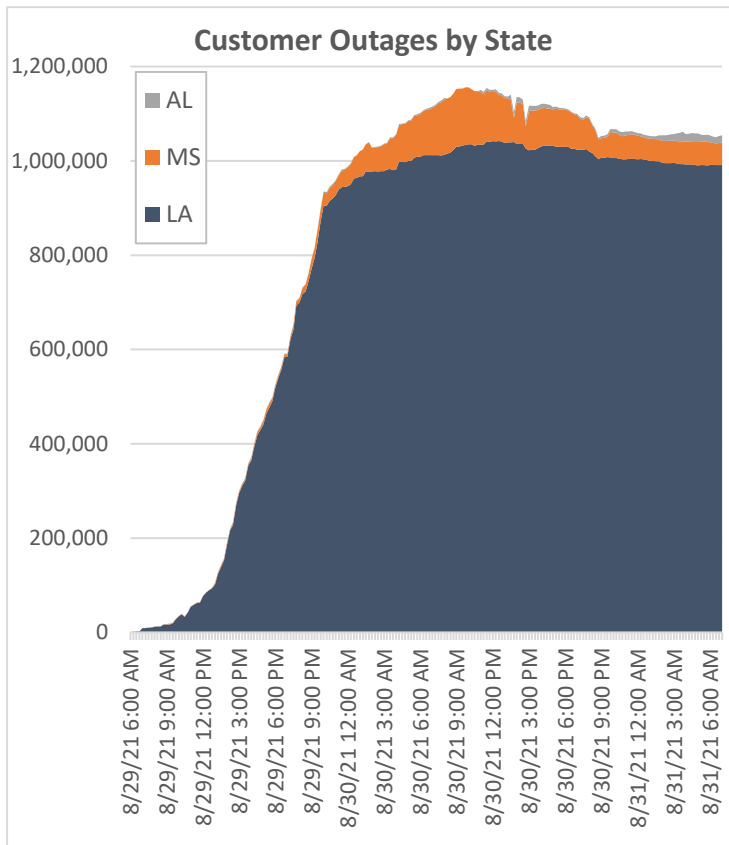
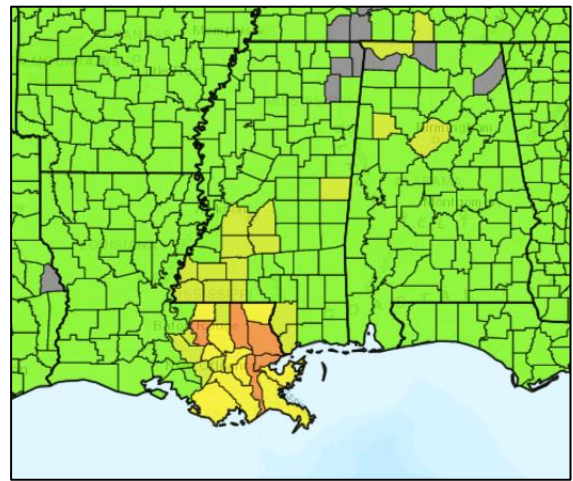
- As of 7:00 AM EDT on August 31, there are approximately 1.1 million customer outages due to Ida, with approximately 1 million outages in Louisiana.

Gulf Coast Customer Power Outages
as of 7:00 AM EDT 08/31/2021

| State | Current Outages | % of State Without Power | Storm Peak Outages | % Restored |
|--------------|------------------|--------------------------|--------------------|------------|
| Louisiana* | ~1,024,051 | 48% | ~1,075,158 | 5% |
| Mississippi* | ~64,703 | 7% | ~148,850 | 57% |
| Alabama | 14,380 | <1% | - | - |
| Total | 1,103,134 | | | |

**Although restoration has begun in some portions of the affected region, state-level totals may appear to increase as responders receive additional, more accurate information on local outage numbers.*

Outage Map

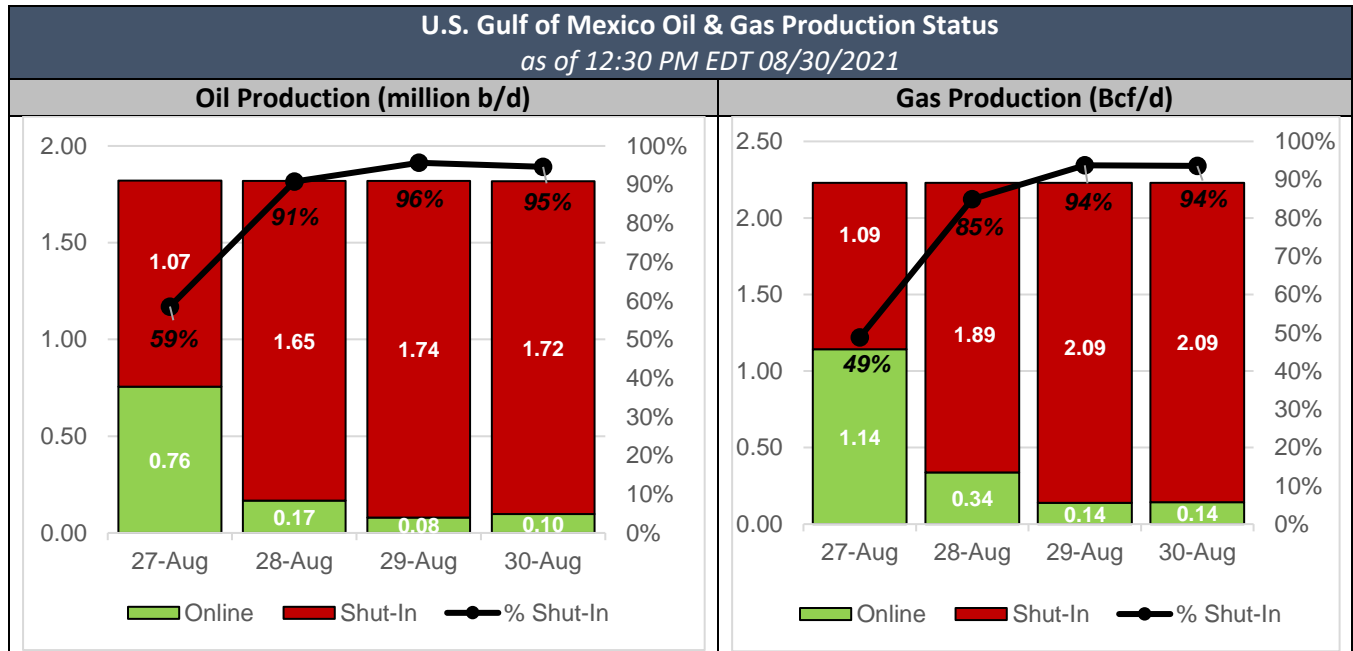


- Customer outages reflect how many electric meters are without power. Meters represent individual homes, businesses, and industrial sites. On average, there is approximately one meter for every two people in the United States.
- Mutual aid networks are activated to support restoration efforts. Utilities are pre-staged crews, materials, and equipment. Initial mutual assistance efforts are being supported by over 25,000 personnel from at least 32 states and the District of Columbia.
- Utilities typically follow an overall plan to restore service to customers. After power is restored to essential services and facilities critical to public health and safety, crews focus on repairing lines that will return service to the largest number of customers in the least amount of time. Power is restored systematically to neighborhoods, industries, and businesses and then to individual homes and small groups of customers.
- Damage assessment and restoration efforts are underway.
- Damage assessments are expected to take three days. Restoration efforts will continue to ramp up over the next few days. Estimated times to restoration will begin to be established once damage assessments are complete.
- Restoration efforts and damage assessments will be limited until weather conditions permit. Crews are unable to operate in heavily flooded areas and wind speeds greater than 30 MPH.
- Damage to the transmission system serving New Orleans, Louisiana caused outages to most of the city. All eight transmission lines delivering power to New Orleans are without service. Entergy is working to restore transmission paths to the city. Pump systems are operating on internal co-generation and/or backup power.



OFFSHORE PRODUCTION

- As of 12:30 PM EDT, August 30, 1.72 million barrels per day (b/d) (94.60%) of the oil production and 2.087 billion cubic feet per day (Bcf/d) (93.57%) of the natural gas production in the federally administered areas of the U.S. Gulf of Mexico are shut-in, according to estimates by the Bureau of Safety and Environmental Enforcement (BSEE).
- In addition, BSEE reports that 288 out of 560 manned platforms have been evacuated; all 11 of the non-dynamically positioned rigs have been evacuated; and seven of the 15 dynamically positioned rigs have moved out of the storm’s path as a precaution.



Source: [BSEE](#)

PORTS

- **Louisiana Offshore Oil Port (LOOP)** suspended operations at its marine terminal on August 28, per standard procedure. LOOP is the U.S. port capable of receiving very large crude carriers (VLCCs).
- The U.S. Coast Guard has set the following conditions for ports and waterways as a result of Ida. Listed in the table are select ports that receive petroleum products.

| Status of Gulf Coast Ports <i>as of 08/31/2021</i> | | | | |
|----------------------------------------------------|--------------------------|--------------------------------|------------------------------------------------|------------|
| Port | Inbound Crude Oil* (b/d) | Inbound Refined Product* (b/d) | Status | Date Stamp |
| Louisiana | | | | |
| Baton Rouge, LA | 31,000 | 29,000 | Closed. Port Condition Zulu. | 8/28 |
| Gramercy, LA | 66,000 | -- | Closed. Port Condition Zulu. | 8/28 |
| New Orleans, LA | 132,000 | 53,000 | Closed. Port Condition Zulu. | 8/30 |
| Morgan City, LA | 47,000 | 1,000 | Closed. Port Condition Zulu. | 8/28 |
| Lake Charles, LA | 144,000 | 1,000 | Open. Port Condition Normal. | 8/30 |
| Mississippi | | | | |
| Pascagoula, MS | 88,000 | -- | Closed. Port Condition Zulu. | 8/30 |
| Alabama | | | | |
| Mobile, AL | 165,000 | 6,000 | Open with restrictions. Port Condition Yankee. | 8/30 |

*Foreign imports and domestic movements in 2019.

Source: U.S. Coast Guard [Homeport](#). Receipt data from EIA Company Level Imports, U. S. Army Corps of Engineers Waterborne Commerce Statistics Center

RETAIL STATION OUTAGES

- Due to power outages in Louisiana, it is likely that many gas stations are without power. Some stations with generators may be available.

PETROLEUM REFINERIES

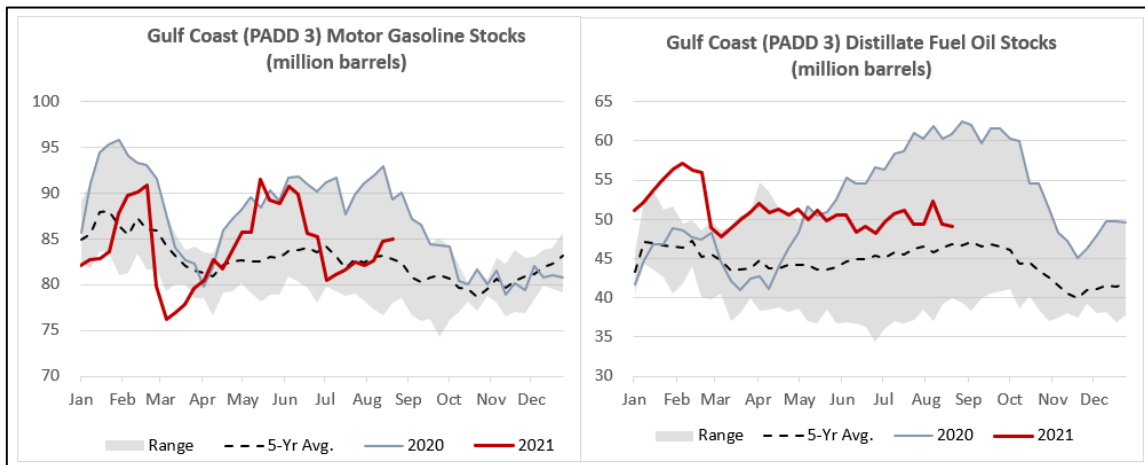
- As of August 30, nine refineries in Louisiana have shut operations, accounting for about 2.3 million b/d of refinery capacity, or approximately 13% of total U.S. operable refining capacity. Damage assessments are underway at some refineries, but operations cannot be restarted until power and other essential third-party utilities are restored.

PETROLEUM PIPELINES

- Several pipelines shut down operations as a standard precautionary measure in advance of Ida. Pipeline operators are beginning to restore operations as post-storm assessments are completed.

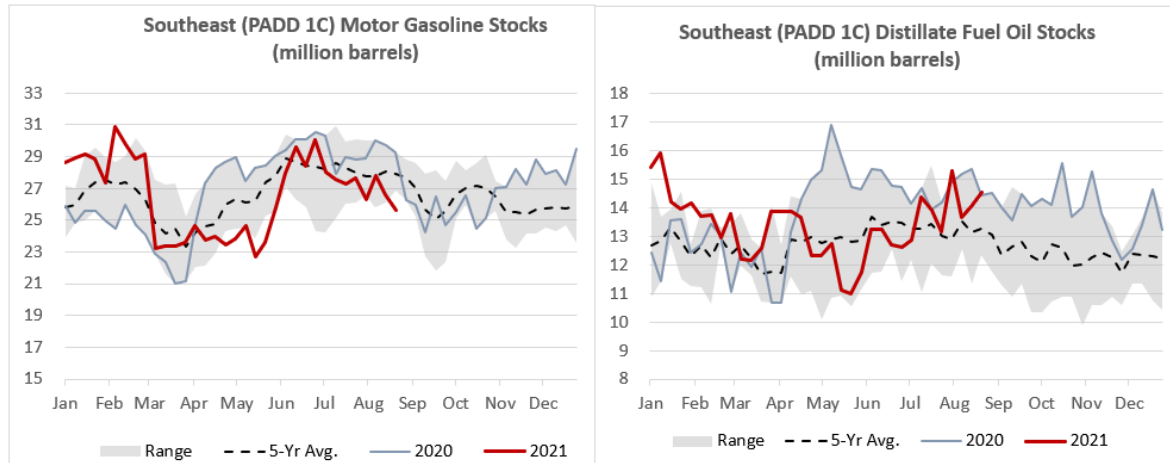
FUEL STOCKS

- For the week ending on August 20, 2021, the Gulf Coast (PADD 3) had 84.9 million barrels of total gasoline stocks, according to the Energy Information Administration (EIA). This is 3% higher than the 5-year average for this time of year. For the week ending on August 20, the Gulf Coast had 49.1 million barrels of total distillate stocks, according to EIA. This is 5% higher than the 5-year average for this time of year.



- Overall U.S. stocks for transportation fuels (gasoline, jet fuel, and diesel) stood at 408.8 million barrels for the week ending August 20, 2021, approximately 4% below the 5-year average for the time of year. Gasoline and distillate stocks are 4% and 8% below their respective seasonal 5-year averages, while jet fuel stocks are 8% above its respective 5-year average.

- The Southeast U.S. (PADD 1C) receives most of its transportation fuel supply via pipeline or marine transport from refineries in the Gulf Coast region. Gasoline stocks in PADD 1C were 25.6 million barrels (8% lower than the five-year average for this time of year), while distillate stocks were 14.5 million barrels (10% higher than the five-year average for this time of year) for the week of Aug. 20.



EMERGENCY DECLARATIONS & WAIVERS

EMERGENCY DECLARATIONS

To provide vital supplies and transportation services to a disaster area in the United States, emergency declarations may be issued by the President, Governors of States, or Federal Motor Carrier Safety Administration (FMCSA). These declarations trigger the temporary suspension of certain Federal safety regulations, including Hours of Service, for motor carriers and drivers engaged in specific aspects of the emergency relief effort. See [49 CFR 390.23](#) for the actual emergency regulation.

| Emergency Declarations and HOS Waivers <i>as of 8:00 AM EDT 08/31/2021</i> | | | | |
|----------------------------------------------------------------------------|---------------------------------------------------------------------------------------------------------|-----------------|-----------------|--------|
| State/Territory | Details | Effective Dates | | Status |
| | | Start | End | |
| AL, AR, LA, MS, TN, TX | Regional Federal Motor Carrier Safety Administration Emergency Declaration (HOS Waiver) | 8/29 | 9/28 | Active |
| Alabama | State of Emergency & HOS Waiver | 8/28 | Until rescinded | Active |
| Mississippi | State of Emergency | 8/28 | Until rescinded | Active |
| | Presidential Emergency Declaration | 8/28 | Until rescinded | Active |
| Kentucky | HOS Waiver | 8/30 | 9/9 | Active |
| Louisiana | State of Emergency | 8/26 | 9/27 | Active |
| | Presidential Emergency Declaration | 8/27 | Until rescinded | Active |
| | Presidential Major Disaster Declaration | 8/29 | 9/25 | Active |

Sources: State government, White House, and Federal Motor Carrier Safety Administration websites.

WAIVERS

- On August 30, the Environmental Protection Agency (EPA) issued a [waiver](#) of Reid Vapor Pressure (RVP) requirements in Louisiana and Mississippi to help reduce fuel supply shortages as part of EPA's response to Hurricane Ida. Under this temporary waiver, regulated parties may produce, sell and distribute higher-volatility winter gasoline in Louisiana and Mississippi with an RVP of no more than 11.5 psi after the addition of ethanol. The waiver ends September 16.

- On August 28, the Pipeline and Hazardous Materials Safety Administration (PHMSA) issued a [Stay of Enforcement](#) to all liquefied natural gas facilities and interstate gas and hazardous liquid pipeline operators affected by Hurricane Ida. The Stay of Enforcement alerts operators that PHMSA will temporarily relax enforcement of certain regulations related to operator qualifications and employment drug testing requirements to remove obstacles that would prevent safe and rapid recovery efforts. The Stay of Enforcement remains in effect for 45 days or until rescinded or extended by PHMSA.
- On August 27, the Louisiana State Department of Transportation and Development issued a [Secretary's Emergency Order](#) suspending all tolls under the operation and control of the state of Louisiana, specifically LA 1 Toll Bridge from Leesville to Grand Isle and Port Fourchon. The order remains in effect until rescinded.
- On August 27, the Louisiana State Department of Transportation and Development issued a [Weight Restriction Waiver](#) suspending certain vehicle size and weight restrictions in order to assist in hurricane response and recovery efforts. The waiver remains in effect through September 24 unless terminated sooner.

