



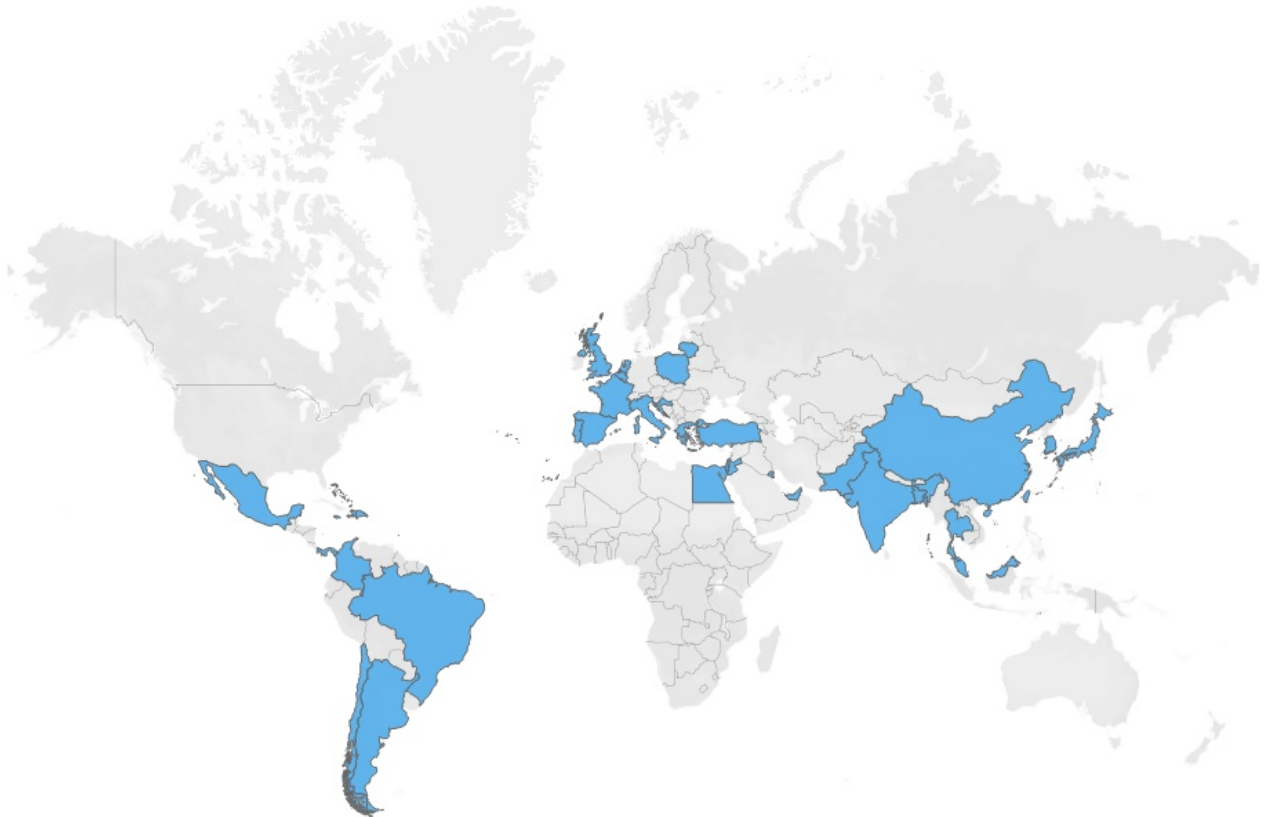
U.S. DEPARTMENT OF  
**ENERGY**

Fossil  
Energy

OFFICE OF OIL & NATURAL GAS

# LNG Monthly

Published April 2021



Map shows Countries of Destination of Exports of Domestically-Produced LNG  
(February 2016 through February 2021)

To be placed on the LNG Monthly email distribution list, please add your contact information here:

[https://public.govdelivery.com/accounts/USDOEOFE/subscriber/new?utm\\_medium=email&utm\\_source=govdelivery](https://public.govdelivery.com/accounts/USDOEOFE/subscriber/new?utm_medium=email&utm_source=govdelivery)

All other inquiries, please send an email to [ngreports@hq.doe.gov](mailto:ngreports@hq.doe.gov).

For electronic version: <https://www.energy.gov/fe/listings/lng-reports>

# Table of Contents

## Cumulative Map of LNG Exports

|          |   |    |
|----------|---|----|
| <b>1</b> | <b>Summary</b> .....  | 1  |
| 1a       | Table of Exports of Domestically-Produced LNG Delivered by Region – from February 2016 .....              | 1  |
| 1b       | Shipments of Domestically-Produced LNG Delivered by Country – from February 2016 .....                    | 2  |
| 1c       | Domestically-Produced LNG Exported by Terminal .....  | 3  |
| 1d       | Domestically-Produced LNG Exported by Region.....   | 3  |
| 1e       | Volumes and Percentages of FTA and nFTA Shipments of Domestically-Produced LNG Delivered.....             | 4  |
| 1f       | Domestically-Produced LNG Delivered by Export Terminal per month.....                                     | 5  |
| 1g       | Vessel-Borne Imports of LNG by Import Terminal per month.....   | 6  |
|          | (i) Vessel-Borne Imports of LNG to Continental United States.....   | 6  |
|          | (ii) Vessel-Borne Imports of LNG to Puerto Rico .....   | 7  |
| 1h       | Destination of Domestically-Produced LNG Delivered by Country and Region with Trade Agreement Status..... | 8  |
| <b>2</b> | <b>LNG Activity</b>   |    |
| 2a       | Shipments of Domestically-Produced LNG Delivered YTD 2021 .....   |    |
|          | (i) Sabine Pass .....   | 9  |
|          | (ii) Cove Point.....  | 11 |
|          | (iii) Corpus Christi .....  | 12 |
|          | (iv) Cameron .....  | 14 |
|          | (v) Freeport .....  | 15 |
|          | (vi) Elba Island .....  | 16 |
| 2b       | Shipments of Domestically-Produced LNG Shipped by ISO Container YTD 2021 .....                            | 17 |
| 2c       | Shipments of LNG Re-Exported YTD 2021.....  | 18 |
| 2d       | LNG Imports by Country, Receiving Terminal, and Importer .....  | 19 |
| 2e       | Shipments of LNG Received YTD 2021.....   | 20 |
| 2f       | Shipments of LNG Received YTD 2021, Puerto Rico .....   | 21 |
| <b>3</b> | <b>Graphical Summaries</b> .....  | 22 |
| <b>4</b> | <b>Notes and Definitions</b> .....  | 25 |

Office of Fossil Energy

Office of Oil & Natural Gas

Office of Regulation and International Engagement

Division of Natural Gas Regulation

Phone: 202-586-7991

# Summary

## Overview of Activity for February 2021

- **Top five countries of destination, representing 54.0% of total U.S. LNG exports in February 2021**
  - United Kingdom (34.3 Bcf), Netherlands (22.8 Bcf), Turkey (20.7 Bcf), Japan (18.3 Bcf), and France (18.2 Bcf)
- **211.6 Bcf of exports in February 2021**
  - 30.6% decrease over January 2021
  - 6.2% less than February 2020
- **65 cargos shipped in February 2021**
  - Sabine Pass (25), Cameron (11), Corpus Christi (11), Freeport (9), Cove Point (5), Elba Island (4)
  - 92 cargos in January 2021
  - 68 cargos in February 2020

### 1a. Table of Exports of Domestically-Produced LNG Delivered by Region (Cumulative from February 2016 through February 2021)

| Region                            | Number of Countries Receiving Per Region | Volume Exported (Bcf) | Percentage Receipts of Total Volume Exported (%) | Number of Cargos* |
|-----------------------------------|--|-----------------------|--|-------------------|
| East Asia and Pacific             | 7  | 2,529.6               | 37.8%  | 733               |
| Europe and Central Asia           | 13                                       | 2,085.8               | 31.2%  | 647               |
| Latin America and the Caribbean** | 11                                       | 1,355.5               | 20.3%  | 458               |
| Middle East and North Africa      | 5  | 276.2                 | 4.1%   | 81                |
| South Asia                        | 3  | 446.4                 | 6.7%   | 132               |
| Sub-Saharan Africa                | 0  | 0.0                   | 0.0%   | 0                 |
| <b>Total LNG Exports</b>          | <b>39</b>                                | <b>6,693.5</b>        | <b>100.0%</b>                                    | <b>2,051</b>      |

\*Split cargos counted as both individual cargos and countries

\*\*Number of cargos does not include the shipments by ISO container

## 1b. Shipments of Domestically-Produced LNG Delivered – by Country (Cumulative from February 2016 through February 2021)

| Country of Destination         | Region                          | Number of Cargos | Volume (Bcf of Natural Gas) | Percentage of Total U.S. LNG Exports (%) |
|--------------------------------|---------------------------------|------------------|-----------------------------|--|
| 1. South Korea*                | East Asia and Pacific           | 302              | 1,052.9                     | 15.7%                                    |
| 2. Japan*                      | East Asia and Pacific           | 219              | 761.0                       | 11.4%                                    |
| 3. Mexico*                     | Latin America and the Caribbean | 160              | 541.2                       | 8.1%                                     |
| 4. China                       | East Asia and Pacific           | 138              | 474.7                       | 7.1%                                     |
| 5. Spain*                      | Europe and Central Asia         | 132              | 420.3                       | 6.3%                                     |
| 6. United Kingdom              | Europe and Central Asia         | 117              | 389.0                       | 5.8%                                     |
| 7. India*                      | South Asia                      | 101              | 345.5                       | 5.2%                                     |
| 8. Chile*                      | Latin America and the Caribbean | 90               | 283.6                       | 4.2%                                     |
| 9. Brazil*                     | Latin America and the Caribbean | 90               | 262.9                       | 3.9%                                     |
| 10. Turkey*                    | Europe and Central Asia         | 80               | 258.7                       | 3.9%                                     |
| 11. France*                    | Europe and Central Asia         | 73               | 244.7                       | 3.7%                                     |
| 12. Netherlands*               | Europe and Central Asia         | 63               | 207.9                       | 3.1%                                     |
| 13. Italy                      | Europe and Central Asia         | 51               | 164.3                       | 2.5%                                     |
| 14. Portugal*                  | Europe and Central Asia         | 40               | 129.4                       | 1.9%                                     |
| 15. Taiwan*                    | East Asia and Pacific           | 40               | 127.8                       | 1.9%                                     |
| 16. Jordan*                    | Middle East and North Africa    | 36               | 124.2                       | 1.9%                                     |
| 17. Argentina*                 | Latin America and the Caribbean | 46               | 114.8                       | 1.7%                                     |
| 18. Poland                     | Europe and Central Asia         | 28               | 88.7                        | 1.3%                                     |
| 19. Pakistan                   | South Asia                      | 26               | 83.7                        | 1.3%                                     |
| 20. Greece*                    | Europe and Central Asia         | 24               | 67.4                        | 1.0%                                     |
| 21. Singapore*                 | East Asia and Pacific           | 21               | 67.1                        | 1.0%                                     |
| 22. Dominican Republic*        | Latin America and the Caribbean | 28               | 66.4                        | 1.0%                                     |
| 23. Kuwait                     | Middle East and North Africa    | 19               | 64.9                        | 1.0%                                     |
| 24. Belgium                    | Europe and Central Asia         | 18               | 59.3                        | 0.9%                                     |
| 25. United Arab Emirates       | Middle East and North Africa    | 15               | 51.1                        | 0.8%                                     |
| 26. Lithuania                  | Europe and Central Asia         | 14               | 46.0                        | 0.7%                                     |
| 27. Thailand                   | East Asia and Pacific           | 12               | 42.4                        | 0.6%                                     |
| 28. Jamaica*                   | Latin America and the Caribbean | 17               | 38.3                        | 0.6%                                     |
| 29. Panama*                    | Latin America and the Caribbean | 16               | 30.3                        | 0.5%                                     |
| 30. Israel                     | Middle East and North Africa    | 6                | 19.1                        | 0.3%                                     |
| 31. Bangladesh                 | South Asia                      | 5                | 17.2                        | 0.3%                                     |
| 32. Egypt                      | Middle East and North Africa    | 5                | 16.9                        | 0.3%                                     |
| 33. Colombia*                  | Latin America and the Caribbean | 11               | 16.2                        | 0.2%                                     |
| 34. Malta*                     | Europe and Central Asia         | 6                | 6.9                         | 0.1%                                     |
| 35. Malaysia                   | East Asia and Pacific           | 1                | 3.7                         | 0.1%                                     |
| 36. Croatia                    | Europe and Central Asia         | 1                | 3.3                         | 0.0%                                     |
| <b>Total Exports by Vessel</b> |                                 | <b>2,051</b>     | <b>6,691.7</b>              |  |
| 37. Barbados                   | Latin America and the Caribbean | 245              | 1.0                         | 0.0%                                     |
| 38. Bahamas                    | Latin America and the Caribbean | 315              | 0.6                         | 0.0%                                     |
| 39. Haiti                      | Latin America and the Caribbean | 66               | 0.2                         | 0.0%                                     |
| Jamaica                        | Latin America and the Caribbean | 1                | 0.0                         | 0.0%                                     |
| <b>Total Exports by ISO</b>    |                                 | <b>627</b>       | <b>1.8</b>                  |  |
| <b>Total Exports by Vessel</b> |                                 | <b>2,678</b>     | <b>6,693.5</b>              |  |

### Note:

Volume and Number of Cargos are the cumulative totals of each individual Country of Destination by Region starting from February 2016.

Jamaica has received U.S. LNG exports by both vessel and ISO container. The volumes are totaled separately

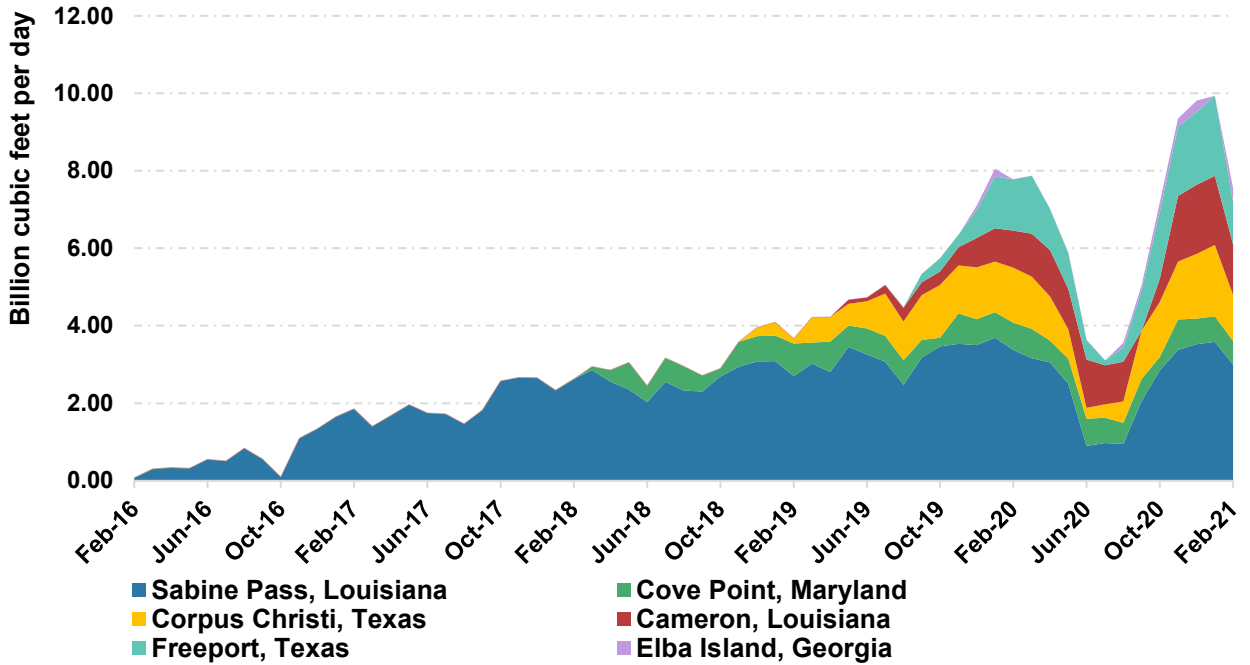
\* Split cargos counted as both individual cargos and countries.

Vessel = LNG Exports by Vessel and ISO container = LNG Exports by Vessel in ISO Containers.

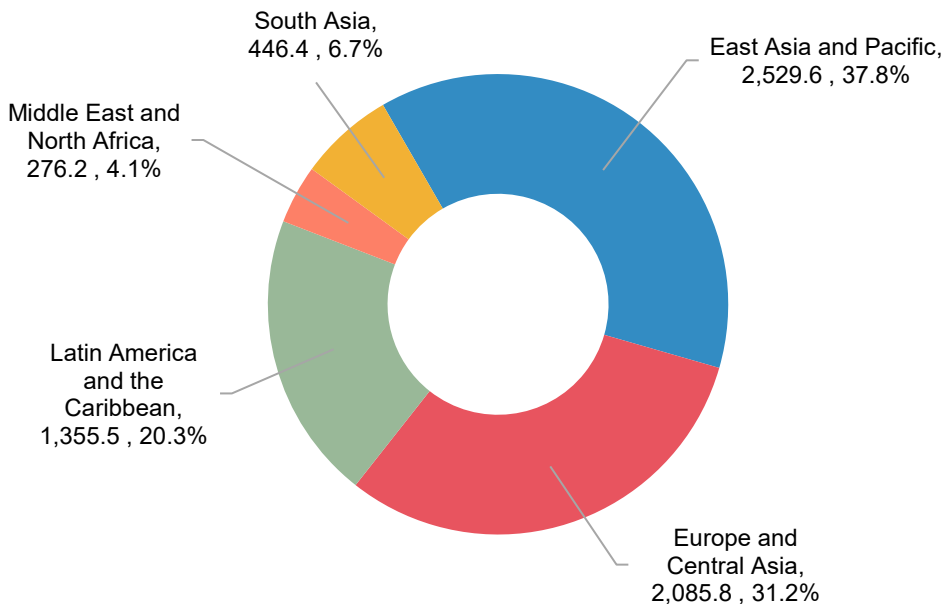
Does not include re-exports of previously-imported LNG. See table 2c for re-exports data.

Totals may not equal sum of components because of independent rounding.

### 1c. Domestically-Produced LNG Exported by Terminal (February 2016 through February 2021)

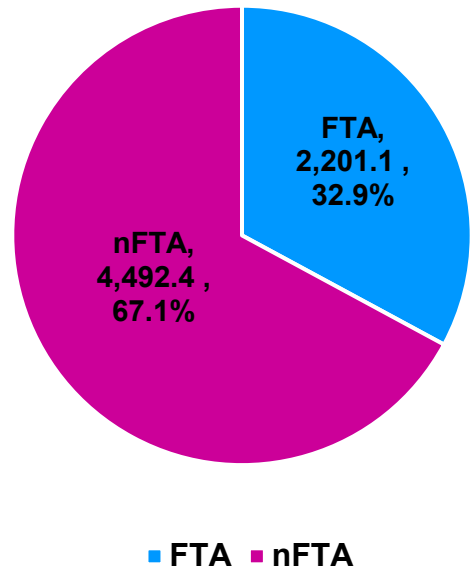


### 1d. Domestically-Produced LNG Exported by Region (Cumulative from February 2016 through February 2021) (Bcf, %)



## 1e. Volumes and Percentages of FTA and nFTA Shipments of Domestically-Produced LNG Delivered (Cumulative from February 2016 through February 2021)

|                          | Volume (Bcf)   | Percentage of Total Volume | Number of Countries |
|--------------------------|----------------|----------------------------|---------------------|
| FTA                      | 2,201.1        | 32.9%                      | 9                   |
| nFTA                     | 4,492.4        | 67.1%                      | 30                  |
| <b>Total LNG Exports</b> | <b>6,693.5</b> | <b>100.0%</b>              | <b>39</b>           |



**Spot cargos** total 452.9 Bcf - or 6.8 percent - of the 6,693.5 Bcf total volume of shipments.

These totals are cumulative starting from February 2016 through February 2021 - a cumulative listing of cargos and regions in Table 1b and a cumulative list of FTAs and nFTAs in Table 1h.

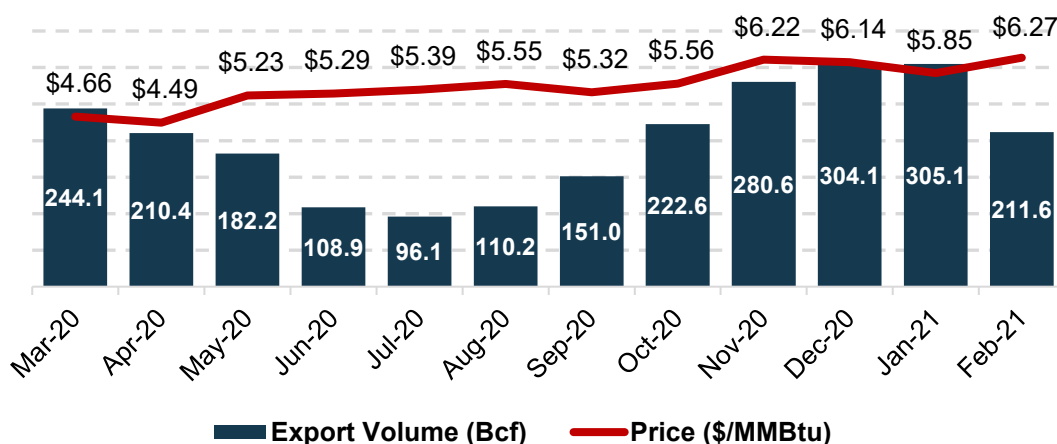
FTA Countries that Require National Treatment for Trade in Natural Gas -As of October 31, 2012, the United States has FTAs that require national treatment for trade in natural gas with Australia, Bahrain, Canada, Chile, Colombia, Dominican Republic, El Salvador, Guatemala, Honduras, Jordan, Mexico, Morocco, Nicaragua, Oman, Panama, Peru, Republic of Korea and Singapore. Panama is the most recent country with which the United States has entered into a FTA that requires national treatment for trade in natural gas, effective October 31, 2012. Not all countries that have a FTA with the United States require national treatment for trade in natural gas (i.e. Costa Rica and Israel). A list of all countries with which the United States has a FTA can be found at: <http://www.ustr.gov/trade-agreements/free-trade-agreements>.

More information can be found on DOE's website - <https://energy.gov/fe/services/natural-gas-regulation/how-obtain-authorization-import-and-or-export-natural-gas-and-lng>

Totals may not equal sum of components because of independent rounding.

## 1f. Domestically-Produced LNG Delivered – Volume (Bcf) and Weighted Average price (\$/MMBtu) by Export Terminal per month

|                           | Mar-20        | Apr-20        | May-20        | Jun-20        | Jul-20        | Aug-20        | Sep-20        | Oct-20        | Nov-20        | Dec-20        | Jan-21        | Feb-21        | Total          |
|---------------------------|---------------|---------------|---------------|---------------|---------------|---------------|---------------|---------------|---------------|---------------|---------------|---------------|----------------|
| <b>Sabine Pass, LA</b>    | 98.0          | 91.7          | 77.6          | 26.9          | 30.2          | 29.3          | 61.7          | 88.3          | 101.4         | 109.4         | 111.1         | 83.8          | <b>909.5</b>   |
|                           | \$4.69        | \$4.42        | \$4.82        | \$4.93        | \$4.63        | \$4.89        | \$5.32        | \$5.05        | \$4.96        | \$5.79        | \$5.42        | \$5.66        | <b>\$5.21</b>  |
| <b>Cove Point, MD</b>     | 23.6          | 16.7          | 20.1          | 21.0          | 20.2          | 17.0          | 17.1          | 10.6          | 23.4          | 20.4          | 20.4          | 17.2          | <b>227.9</b>   |
|                           | \$6.21        | \$5.93        | \$6.30        | \$6.29        | \$6.09        | \$6.17        | \$6.66        | \$6.25        | \$6.65        | \$7.11        | \$6.82        | 6.81          | <b>\$6.45</b>  |
| <b>Corpus Christi, TX</b> | 41.6          | 34.3          | 23.5          | 8.5           | 10.6          | 17.1          | 37.5          | 44.1          | 45.0          | 51.8          | 57.2          | 33.3          | <b>404.5</b>   |
|                           | \$3.08        | \$3.59        | \$5.35        | \$3.90        | \$5.33        | \$3.73        | 4.43          | \$5.08        | \$6.38        | \$6.18        | \$6.27        | \$5.81        | <b>\$5.14</b>  |
| <b>Cameron, LA</b>        | 34.4          | 35.8          | 32.3          | 37.6          | 31.3          | 31.8          | -             | 18.3          | 50.6          | 551.1         | 55.3          | 36.5          | <b>418.9</b>   |
|                           | \$4.98        | \$4.93        | \$5.37        | \$5.37        | \$5.79        | \$6.35        | -             | \$9.13        | \$6.26        | \$6.12        | \$5.93        | \$7.86        | <b>\$6.07</b>  |
| <b>Freeport, TX</b>       | 46.5          | 31.9          | 28.7          | 14.9          | 3.7           | 11.3          | 31.0          | 53.8          | 53.7          | 58.5          | 61.1          | 30.5          | <b>425.7</b>   |
|                           | \$5.01        | \$4.41        | \$5.35        | \$5.07        | \$4.68        | \$5.86        | \$5.58        | \$5.45        | \$6.38        | \$6.44        | \$5.84        | \$6.08        | <b>\$5.67</b>  |
| <b>Elba Island, GA</b>    | -             | -             | -             | -             | -             | 3.7           | 3.7           | 7.4           | 6.5           | 8.9           | -             | 10.3          | <b>40.5</b>    |
|                           | -             | -             | -             | -             | -             | \$8.40        | \$6.08        | \$5.36        | \$5.98        | \$6.27        | -             | \$6.78        | <b>\$6.36</b>  |
| <b>Total</b>              | <b>244.1</b>  | <b>210.4</b>  | <b>182.2</b>  | <b>108.9</b>  | <b>96.1</b>   | <b>110.2</b>  | <b>151.0</b>  | <b>222.6</b>  | <b>280.6</b>  | <b>304.1</b>  | <b>305.1</b>  | <b>211.6</b>  | <b>2,426.9</b> |
|                           | <b>\$4.66</b> | <b>\$4.49</b> | <b>\$5.23</b> | <b>\$5.29</b> | <b>\$5.39</b> | <b>\$5.55</b> | <b>\$5.32</b> | <b>\$5.56</b> | <b>\$6.22</b> | <b>\$6.14</b> | <b>\$5.85</b> | <b>\$6.27</b> | <b>\$5.57</b>  |



### Notes:

\*Beginning with July 2019 data, with the exception of some commissioning cargoes as indicated in Table 2(a), all average export cargo prices include liquefaction fees.

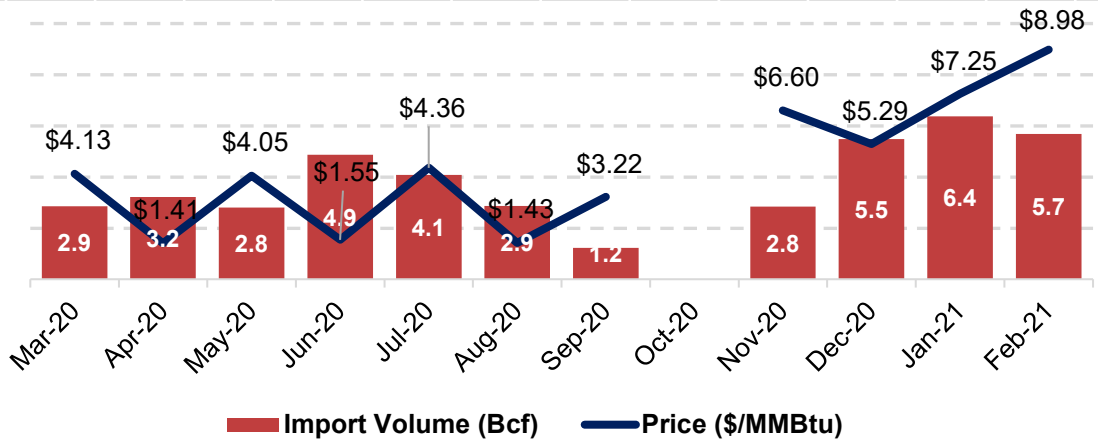
From January to June 2019, some cargoes at Sabine Pass and Corpus Christi do not include liquefaction fees. For further details, please see Tables 2a(i) and 2a(iii).

Does not include re-exports of previously-imported LNG. See table 2c for re-exports data.

Totals may not equal sum of components because of independent rounding.

### 1g(i). Vessel-Borne Imports of LNG – Volume (Bcf) and Weighted Average price (\$/MMBtu) by Import Terminal per month

|                       | Mar-20 | Apr-20 | May-20 | Jun-20 | Jul-20 | Aug-20 | Sep-20 | Oct-20 | Nov-20 | Dec-20 | Jan-21 | Feb-21 | Total  |
|-----------------------|--------|--------|--------|--------|--------|--------|--------|--------|--------|--------|--------|--------|--------|
| Elba Island, GA       | -      | -      | -      | 2.7    | -      | -      | -      | -      | -      | -      | -      | -      | 2.7    |
|                       | -      | -      | -      | \$1.77 | -      | -      | -      | -      | -      | -      | -      | -      | \$1.77 |
| Everett, MA           | 2.9    | -      | 2.8    | -      | 4.1    | -      | 1.2    | -      | 2.8    | 2.9    | 6.4    | 5.7    | 28.7   |
|                       | \$4.13 | -      | \$4.05 | -      | \$4.36 | -      | \$3.22 | -      | \$6.60 | \$6.53 | \$7.25 | \$8.98 | \$6.25 |
| Northeast Gateway, MA | -      | -      | -      | -      | -      | -      | -      | -      | -      | -      | -      | -      | -      |
|                       | -      | -      | -      | -      | -      | -      | -      | -      | -      | -      | -      | -      | -      |
| Cove Point, MD        | -      | 3.2    | -      | 2.2    | -      | 2.9    | -      | -      | -      | 2.6    | -      | -      | 10.9   |
|                       | -      | \$1.41 | -      | \$1.27 | -      | \$1.43 | -      | -      | -      | \$3.95 | -      | -      | \$2.00 |
| Total                 | 2.9    | 3.2    | 2.8    | 4.9    | 4.1    | 2.9    | 1.2    | -      | 2.8    | 5.5    | 6.4    | 5.7    | 42.3   |
|                       | \$4.13 | \$1.41 | \$4.05 | \$1.55 | \$4.36 | \$1.43 | 3.22   | -      | \$6.60 | \$5.29 | \$7.25 | \$8.98 | \$4.87 |



#### Notes:

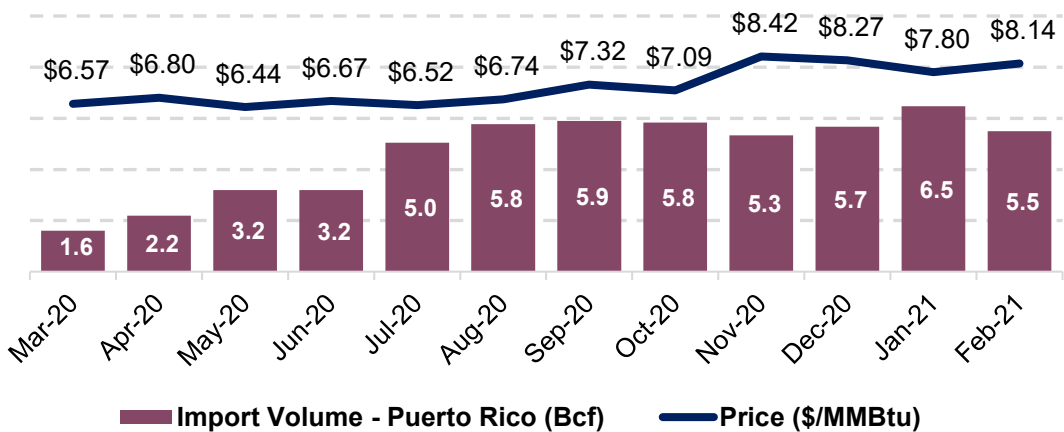
Import prices are landed and include the price of the LNG, the transportation cost to the U.S. terminal, and the cost of offloading the LNG. Landed prices do not include regasification fees.

Totals may not equal sum of components because of independent rounding.



## 1g(ii). Vessel-Borne Imports of LNG to Puerto Rico – Volume (Bcf) and Weighted Average price (\$/MMBtu) per month

|                    | Mar-20 | Apr-20 | May-20 | Jun-20 | Jul-20 | Aug-20 | Sep-20 | Oct-20 | Nov-20 | Dec-20 | Jan-21 | Feb-21 | Total  |
|--------------------|--------|--------|--------|--------|--------|--------|--------|--------|--------|--------|--------|--------|--------|
| <b>Puerto Rico</b> | 1.6    | 2.2    | 3.2    | 3.2    | 5.0    | 5.8    | 5.9    | 5.8    | 5.3    | 5.7    | 6.5    | 5.5    | 55.8   |
|                    | \$6.57 | \$6.80 | \$6.44 | \$6.67 | \$6.52 | \$6.74 | 7.32   | \$7.09 | 8.42   | \$8.27 | \$7.80 | \$8.14 | \$7.37 |



### Notes:

Import prices are landed and include the price of the LNG, the transportation cost to the U.S. terminal, and the cost of offloading the LNG. Landed prices do not include regasification fees.

Totals may not equal sum of components because of independent rounding.

## 1h. Destination of Domestically-Produced LNG Delivered by Country and Region with Trade Agreement Status (February 2016 through February 2021)

| Country of Destination | Region                          | FTA or nFTA | Type of FTA  | Name of FTA  |
|------------------------|---------------------------------|-------------|--------------|--|
| Argentina              | Latin America and the Caribbean | nFTA        |              |  |
| Bahamas (ISO)          | Latin America and the Caribbean | nFTA        |              |  |
| Bangladesh             | South Asia                      | nFTA        |              |  |
| Barbados (ISO)         | Latin America and the Caribbean | nFTA        |              |  |
| Belgium                | Europe and Central Asia         | nFTA        |              |  |
| Brazil                 | Latin America and the Caribbean | nFTA        |              |  |
| Chile                  | Latin America and the Caribbean | FTA         | Bilateral    | United States-Chile Free Trade Agreement                   |
| China                  | East Asia and Pacific           | nFTA        |              |  |
| Colombia               | Latin America and the Caribbean | FTA         | Bilateral    | United States- Colombia Trade Promotion Agreement          |
| Croatia                | Europe and Central Asia         | nFTA        |              |  |
| Dominican Republic     | Latin America and the Caribbean | FTA         | Multilateral | CAFTA-DR   |
| Egypt                  | Middle East and North Africa    | nFTA        |              |  |
| France                 | Europe and Central Asia         | nFTA        |              |  |
| Greece                 | Europe and Central Asia         | nFTA        |              |  |
| Haiti                  | Latin America and the Caribbean | nFTA        |              |  |
| India                  | South Asia                      | nFTA        |              |  |
| Israel                 | Middle East and North Africa    | FTA         | Bilateral    | United States-Israel Free Trade Agreement                  |
| Italy                  | Europe and Central Asia         | nFTA        |              |  |
| Jamaica                | Latin America and the Caribbean | nFTA        |              |  |
| Japan                  | East Asia and Pacific           | nFTA        |              |  |
| Jordan                 | Middle East and North Africa    | FTA         | Bilateral    | United States-Jordan Free Trade Agreement                  |
| Kuwait                 | Middle East and North Africa    | nFTA        |              |  |
| Lithuania              | Europe and Central Asia         | nFTA        |              |  |
| Malaysia               | East Asia and Pacific           | nFTA        |              |  |
| Malta <sup>1</sup>     | Europe and Central Asia         | nFTA        |              |  |
| Mexico <sup>2</sup>    | Latin America and the Caribbean | FTA         | Multilateral | USMCA - United States-Mexico-Canada Agreement <sup>3</sup> |
| Netherlands            | Europe and Central Asia         | nFTA        |              |  |
| Pakistan               | South Asia                      | nFTA        |              |  |
| Panama                 | Latin America and the Caribbean | FTA         | Bilateral    | U.S.- Panama Trade Promotion Agreement                     |
| Poland                 | Europe and Central Asia         | nFTA        |              |  |
| Portugal               | Europe and Central Asia         | nFTA        |              |  |
| Singapore              | East Asia and Pacific           | FTA         | Bilateral    | Singapore FTA  |
| South Korea            | East Asia and Pacific           | FTA         | Bilateral    | KORUS - U.S.-Korea Free Trade Agreement                    |
| Spain                  | Europe and Central Asia         | nFTA        |              |  |
| Taiwan                 | East Asia and Pacific           | nFTA        |              |  |
| Thailand               | East Asia and Pacific           | nFTA        |              |  |
| Turkey                 | Europe and Central Asia         | nFTA        |              |  |
| United Arab Emirates   | Middle East and North Africa    | nFTA        |              |  |
| United Kingdom         | Europe and Central Asia         | nFTA        |              |  |

Source: Office of the United States Trade Representative and the World Bank

<sup>1</sup>For classification purposes, Malta is included in the Europe and Central Asia region.

<sup>2</sup>For classification purposes, Mexico is included in the Latin America and the Caribbean region.

<sup>3</sup>USMCA entered into force on 1 July 2020. These data previously attributed to the North American Free Trade Agreement (NAFTA).

**VESSEL-BORNE EXPORTS OF DOMESTICALLY-PRODUCED LIQUEFIED NATURAL GAS (LNG)**

Table 2a(i)

| Date of Departure | Name of Exporter              | Supplier                      | Docket Number | Docket Term | Country of Destination | Name of Tanker           | Departure Terminal     | Volume (Mcf of Natural Gas) | Notes |
|-------------------|-------------------------------|-------------------------------|---------------|-------------|------------------------|--------------------------|------------------------|-----------------------------|-------|
| 1/1/2021          | Sabine Pass Liquefaction, LLC | Sabine Pass Liquefaction, LLC | 2010-111-LNG  | Long-Term   | China                  | LNG Schneeweisschen      | Sabine Pass, Louisiana | 3,805,368                   |       |
| 1/1/2021          | Sabine Pass Liquefaction, LLC | Sabine Pass Liquefaction, LLC | 2010-85-LNG   | Long-Term   | Singapore              | SCF Barents              | Sabine Pass, Louisiana | 3,688,140                   |       |
| 1/2/2021          | Sabine Pass Liquefaction, LLC | Sabine Pass Liquefaction, LLC | 2010-111-LNG  | Long-Term   | India                  | Gaslog Sydney            | Sabine Pass, Louisiana | 3,266,510                   |       |
| 1/3/2021          | Sabine Pass Liquefaction, LLC | Sabine Pass Liquefaction, LLC | 2013-121-LNG  | Long-Term   | Japan                  | Gaslog Geneva            | Sabine Pass, Louisiana | 3,695,288                   |       |
| 1/4/2021          | Sabine Pass Liquefaction, LLC | Sabine Pass Liquefaction, LLC | 2010-85-LNG   | Long-Term   | South Korea            | Ribera del Duero Knutsen | Sabine Pass, Louisiana | 3,675,796                   |       |
| 1/5/2021          | Sabine Pass Liquefaction, LLC | Sabine Pass Liquefaction, LLC | 2010-85-LNG   | Long-Term   | South Korea            | Arctic Voyager           | Sabine Pass, Louisiana | 3,042,449                   |       |
| 1/6/2021          | Sabine Pass Liquefaction, LLC | Sabine Pass Liquefaction, LLC | 2010-111-LNG  | Long-Term   | Brazil                 | Hoegh Gannet             | Sabine Pass, Louisiana | 3,606,810                   |       |
| 1/7/2021          | Sabine Pass Liquefaction, LLC | Sabine Pass Liquefaction, LLC | 2010-85-LNG   | Long-Term   | South Korea            | K Mugungwha              | Sabine Pass, Louisiana | 3,221,658                   |       |
| 1/8/2021          | Sabine Pass Liquefaction, LLC | Sabine Pass Liquefaction, LLC | 2010-111-LNG  | Long-Term   | China                  | Maran Gas Hydra          | Sabine Pass, Louisiana | 3,405,618                   |       |
| 1/9/2021          | Sabine Pass Liquefaction, LLC | Sabine Pass Liquefaction, LLC | 2013-121-LNG  | Long-Term   | China                  | Golar Snow               | Sabine Pass, Louisiana | 3,267,534                   |       |
| 1/10/2021         | Sabine Pass Liquefaction, LLC | Sabine Pass Liquefaction, LLC | 2010-85-LNG   | Long-Term   | South Korea            | Gaslog Saratoga          | Sabine Pass, Louisiana | 3,309,603                   |       |
| 1/11/2021         | Sabine Pass Liquefaction, LLC | Sabine Pass Liquefaction, LLC | 2010-111-LNG  | Long-Term   | Brazil                 | Stena Clear Sky          | Sabine Pass, Louisiana | 3,651,376                   |       |
| 1/12/2021         | Sabine Pass Liquefaction, LLC | Sabine Pass Liquefaction, LLC | 2010-85-LNG   | Long-Term   | South Korea            | Hyundai Peacepia         | Sabine Pass, Louisiana | 3,696,090                   |       |
| 1/13/2021         | Sabine Pass Liquefaction, LLC | Sabine Pass Liquefaction, LLC | 2013-30-LNG   | Long-Term   | Chile                  | La Seine                 | Sabine Pass, Louisiana | 3,173,455                   | [*]   |
| 1/13/2021         | Sabine Pass Liquefaction, LLC | Sabine Pass Liquefaction, LLC | 2013-30-LNG   | Long-Term   | Panama                 | La Seine                 | Sabine Pass, Louisiana | 516,219                     | [*]   |
| 1/14/2021         | Sabine Pass Liquefaction, LLC | Sabine Pass Liquefaction, LLC | 2010-111-LNG  | Long-Term   | United Kingdom         | Marib Spirit             | Sabine Pass, Louisiana | 3,261,062                   |       |
| 1/15/2021         | Sabine Pass Liquefaction, LLC | Sabine Pass Liquefaction, LLC | 2010-111-LNG  | Long-Term   | Greece                 | Rioja Knutsen            | Sabine Pass, Louisiana | 600,014                     | [*]   |
| 1/15/2021         | Sabine Pass Liquefaction, LLC | Sabine Pass Liquefaction, LLC | 2010-111-LNG  | Long-Term   | Turkey                 | Rioja Knutsen            | Sabine Pass, Louisiana | 3,033,672                   | [*]   |
| 1/16/2021         | Sabine Pass Liquefaction, LLC | Sabine Pass Liquefaction, LLC | 2010-111-LNG  | Long-Term   | Japan                  | Pan Asia                 | Sabine Pass, Louisiana | 3,666,428                   |       |
| 1/17/2021         | Sabine Pass Liquefaction, LLC | Sabine Pass Liquefaction, LLC | 2013-121-LNG  | Long-Term   | China                  | Maran Gas Spetses        | Sabine Pass, Louisiana | 3,650,273                   |       |
| 1/17/2021         | Sabine Pass Liquefaction, LLC | Sabine Pass Liquefaction, LLC | 2013-42-LNG   | Long-Term   | Jamaica                | Cadiz Knutsen            | Sabine Pass, Louisiana | 2,925,780                   |       |
| 1/19/2021         | Sabine Pass Liquefaction, LLC | Sabine Pass Liquefaction, LLC | 2010-111-LNG  | Long-Term   | Japan                  | Macoma                   | Sabine Pass, Louisiana | 3,668,853                   |       |
| 1/19/2021         | Sabine Pass Liquefaction, LLC | Sabine Pass Liquefaction, LLC | 2010-85-LNG   | Long-Term   | South Korea            | Hyundai Princepia        | Sabine Pass, Louisiana | 3,688,442                   |       |
| 1/21/2021         | Sabine Pass Liquefaction, LLC | Sabine Pass Liquefaction, LLC | 2010-85-LNG   | Long-Term   | Chile                  | Sevilla Knutsen          | Sabine Pass, Louisiana | 3,688,844                   |       |
| 1/21/2021         | Sabine Pass Liquefaction, LLC | Sabine Pass Liquefaction, LLC | 2013-30-LNG   | Long-Term   | France                 | Qogir                    | Sabine Pass, Louisiana | 3,587,370                   |       |
| 1/23/2021         | Sabine Pass Liquefaction, LLC | Sabine Pass Liquefaction, LLC | 2010-111-LNG  | Long-Term   | Netherlands            | Singapore Energy         | Sabine Pass, Louisiana | 2,948,645                   |       |
| 1/26/2021         | Sabine Pass Liquefaction, LLC | Sabine Pass Liquefaction, LLC | 2010-111-LNG  | Long-Term   | India                  | Flex Artemis             | Sabine Pass, Louisiana | 3,270,876                   |       |
| 1/26/2021         | Sabine Pass Liquefaction, LLC | Sabine Pass Liquefaction, LLC | 2010-111-LNG  | Long-Term   | United Kingdom         | Global Energy            | Sabine Pass, Louisiana | 3,646,332                   |       |
| 1/28/2021         | Sabine Pass Liquefaction, LLC | Sabine Pass Liquefaction, LLC | 2010-111-LNG  | Long-Term   | India                  | Marvel Hawk              | Sabine Pass, Louisiana | 3,651,142                   |       |
| 1/29/2021         | Sabine Pass Liquefaction, LLC | Sabine Pass Liquefaction, LLC | 2010-111-LNG  | Long-Term   | China                  | Gaslog Greece            | Sabine Pass, Louisiana | 3,713,527                   |       |
| 1/29/2021         | Sabine Pass Liquefaction, LLC | Sabine Pass Liquefaction, LLC | 2010-111-LNG  | Long-Term   | Japan                  | Asia Integrity           | Sabine Pass, Louisiana | 3,431,853                   |       |
| 1/30/2021         | Sabine Pass Liquefaction, LLC | Sabine Pass Liquefaction, LLC | 2010-111-LNG  | Long-Term   | Taiwan                 | Golar Maria              | Sabine Pass, Louisiana | 3,086,407                   |       |
| 1/31/2021         | Sabine Pass Liquefaction, LLC | Sabine Pass Liquefaction, LLC | 2010-85-LNG   | Long-Term   | Chile                  | SCF Mitre                | Sabine Pass, Louisiana | 2,922,099                   |       |
| 1/31/2021         | Sabine Pass Liquefaction, LLC | Sabine Pass Liquefaction, LLC | 2013-42-LNG   | Long-Term   | Turkey                 | Castillo De Caldelas     | Sabine Pass, Louisiana | 3,605,387                   |       |
| 2/1/2021          | Sabine Pass Liquefaction, LLC | Sabine Pass Liquefaction, LLC | 2010-85-LNG   | Long-Term   | South Korea            | SM Seahawk               | Sabine Pass, Louisiana | 3,712,820                   |       |
| 2/2/2021          | Sabine Pass Liquefaction, LLC | Sabine Pass Liquefaction, LLC | 2010-85-LNG   | Long-Term   | Mexico                 | Flex Courageous          | Sabine Pass, Louisiana | 3,686,175                   |       |
| 2/3/2021          | Sabine Pass Liquefaction, LLC | Sabine Pass Liquefaction, LLC | 2013-30-LNG   | Long-Term   | India                  | SK Audace                | Sabine Pass, Louisiana | 3,589,593                   |       |
| 2/4/2021          | Sabine Pass Liquefaction, LLC | Sabine Pass Liquefaction, LLC | 2010-111-LNG  | Long-Term   | Brazil                 | Golar Crystal            | Sabine Pass, Louisiana | 3,273,566                   |       |
| 2/5/2021          | Sabine Pass Liquefaction, LLC | Sabine Pass Liquefaction, LLC | 2010-111-LNG  | Long-Term   | United Kingdom         | Hoegh Gannet             | Sabine Pass, Louisiana | 3,594,415                   |       |
| 2/6/2021          | Sabine Pass Liquefaction, LLC | Sabine Pass Liquefaction, LLC | 2013-42-LNG   | Long-Term   | United Kingdom         | Gaslog Westminster       | Sabine Pass, Louisiana | 3,754,756                   |       |
| 2/7/2021          | Sabine Pass Liquefaction, LLC | Sabine Pass Liquefaction, LLC | 2010-85-LNG   | Long-Term   | South Korea            | Asia Vision              | Sabine Pass, Louisiana | 3,434,787                   |       |
| 2/8/2021          | Sabine Pass Liquefaction, LLC | Sabine Pass Liquefaction, LLC | 2013-30-LNG   | Long-Term   | United Kingdom         | BW Tulip                 | Sabine Pass, Louisiana | 3,657,463                   |       |
| 2/10/2021         | Sabine Pass Liquefaction, LLC | Sabine Pass Liquefaction, LLC | 2010-111-LNG  | Long-Term   | United Kingdom         | Pan Africa               | Sabine Pass, Louisiana | 3,668,923                   |       |
| 2/10/2021         | Sabine Pass Liquefaction, LLC | Sabine Pass Liquefaction, LLC | 2010-111-LNG  | Long-Term   | United Kingdom         | Marib Spirit             | Sabine Pass, Louisiana | 3,272,904                   |       |
| 2/12/2021         | Sabine Pass Liquefaction, LLC | Sabine Pass Liquefaction, LLC | 2010-111-LNG  | Long-Term   | United Kingdom         | Stena Clear Sky          | Sabine Pass, Louisiana | 3,513,944                   |       |

[S] Spot – a one-time transaction for near-term delivery of a specific quantity of LNG at a specific location. Prior to 2006, spot cargos could be included in either long-term or short-term authorized types.

[\*] Split cargo – a single shipment of LNG where portions of the cargo have different transactional characteristics. For instance, a single cargo can have more than one buyer, supplier, price, unloading port, loading port, or DOE authorization.

[C] Commissioning cargo – pre-commercial cargo loaded while export facility operations are still undergoing final testing and inspection. Commissioning cargos may occur multiple times for the same facility as individual LNG trains enter service.

[L] Liquefaction fees – liquefaction fees have been included in the cargo's price. Beginning with data for July 2019, all cargo prices include liquefaction fees, which include the full contract sales price under the relevant FOB LNG sale and purchase agreements. See Table 1(f) for a summary price per export facility per month.

Countries of destination are current as of publication date. Any updates to countries of destination reported will be published in the next scheduled *LNG Monthly*.

**VESSEL-BORNE EXPORTS OF DOMESTICALLY-PRODUCED LIQUEFIED NATURAL GAS (LNG)**

Table 2a(i)

| Date of Departure                            | Name of Exporter              | Supplier                      | Docket Number | Docket Term | Country of Destination | Name of Tanker     | Departure Terminal     | Volume (Mcf of Natural Gas) | Notes |
|--|-------------------------------|-------------------------------|---------------|-------------|------------------------|--------------------|------------------------|-----------------------------|-------|
| 2/13/2021                                    | Sabine Pass Liquefaction, LLC | Sabine Pass Liquefaction, LLC | 2010-111-LNG  | Long-Term   | Japan                  | La Mancha Knutsen  | Sabine Pass, Louisiana | 3,733,445                   |       |
| 2/14/2021                                    | Sabine Pass Liquefaction, LLC | Sabine Pass Liquefaction, LLC | 2010-111-LNG  | Long-Term   | India                  | Maran Gas Roxana   | Sabine Pass, Louisiana | 3,667,040                   |       |
| 2/18/2021                                    | Sabine Pass Liquefaction, LLC | Sabine Pass Liquefaction, LLC | 2010-111-LNG  | Long-Term   | Turkey                 | Gaslog Galveston   | Sabine Pass, Louisiana | 3,692,629                   |       |
| 2/19/2021                                    | Sabine Pass Liquefaction, LLC | Sabine Pass Liquefaction, LLC | 2013-42-LNG   | Long-Term   | Dominican Republic     | Cadiz Knutsen      | Sabine Pass, Louisiana | 551,337                     | [*]   |
| 2/19/2021                                    | Sabine Pass Liquefaction, LLC | Sabine Pass Liquefaction, LLC | 2013-42-LNG   | Long-Term   | Jamaica                | Cadiz Knutsen      | Sabine Pass, Louisiana | 2,364,692                   | [*]   |
| 2/20/2021                                    | Sabine Pass Liquefaction, LLC | Sabine Pass Liquefaction, LLC | 2010-111-LNG  | Long-Term   | France                 | Maran Gas Hector   | Sabine Pass, Louisiana | 3,706,962                   |       |
| 2/21/2021                                    | Sabine Pass Liquefaction, LLC | Sabine Pass Liquefaction, LLC | 2010-111-LNG  | Long-Term   | Poland                 | Golar Bear         | Sabine Pass, Louisiana | 3,386,526                   |       |
| 2/21/2021                                    | Sabine Pass Liquefaction, LLC | Sabine Pass Liquefaction, LLC | 2010-85-LNG   | Long-Term   | Mexico                 | Singapore Energy   | Sabine Pass, Louisiana | 2,922,205                   |       |
| 2/22/2021                                    | Sabine Pass Liquefaction, LLC | Sabine Pass Liquefaction, LLC | 2010-111-LNG  | Long-Term   | India                  | Beidou Star        | Sabine Pass, Louisiana | 3,259,135                   |       |
| 2/23/2021                                    | Sabine Pass Liquefaction, LLC | Sabine Pass Liquefaction, LLC | 2010-111-LNG  | Long-Term   | Netherlands            | Iberica Knutsen    | Sabine Pass, Louisiana | 2,936,632                   |       |
| 2/23/2021                                    | Sabine Pass Liquefaction, LLC | Sabine Pass Liquefaction, LLC | 2010-111-LNG  | Short-Term  | Netherlands            | British Listener   | Sabine Pass, Louisiana | 3,690,347                   |       |
| 2/25/2021                                    | Sabine Pass Liquefaction, LLC | Sabine Pass Liquefaction, LLC | 2010-111-LNG  | Long-Term   | France                 | Pearl LNG          | Sabine Pass, Louisiana | 3,648,452                   |       |
| 2/25/2021                                    | Sabine Pass Liquefaction, LLC | Sabine Pass Liquefaction, LLC | 2010-111-LNG  | Long-Term   | United Kingdom         | BW Pavilion Aranda | Sabine Pass, Louisiana | 3,668,800                   |       |
| 2/26/2021                                    | Sabine Pass Liquefaction, LLC | Sabine Pass Liquefaction, LLC | 2010-111-LNG  | Long-Term   | Lithuania              | Cool Voyager       | Sabine Pass, Louisiana | 3,420,527                   |       |
| <b>TOTAL Exports of LNG from Sabine Pass</b> |                               |                               |               |             |                        |                    |                        | <b>194,876,995</b>          |       |

[S] **Spot** – a one-time transaction for near-term delivery of a specific quantity of LNG at a specific location. Prior to 2006, spot cargos could be included in either long-term or short-term authorized types.

[\*] **Split cargo** – a single shipment of LNG where portions of the cargo have different transactional characteristics. For instance, a single cargo can have more than one buyer, supplier, price, unloading port, loading port, or DOE authorization.

[C] **Commissioning cargo** – pre-commercial cargo loaded while export facility operations are still undergoing final testing and inspection. Commissioning cargos may occur multiple times for the same facility as individual LNG trains enter service.

[L] **Liquefaction fees** – liquefaction fees have been included in the cargo's price. Beginning with data for July 2019, all cargo prices include liquefaction fees, which include the full contract sales price under the relevant FOB LNG sale and purchase agreements. See Table 1(f) for a summary price per export facility per month.

Countries of destination are current as of publication date. Any updates to countries of destination reported will be published in the next scheduled *LNG Monthly*.

## VESSEL-BORNE EXPORTS OF DOMESTICALLY-PRODUCED LIQUEFIED NATURAL GAS (LNG)

Table 2a(ii)

| Date of Departure                           | Name of Exporter   | Supplier                  | Docket Number | Docket Term | Country of Destination | Name of Tanker   | Departure Terminal   | Volume (Mcf of Natural Gas) | Notes |
|---|--------------------|---------------------------|---------------|-------------|------------------------|------------------|----------------------|-----------------------------|-------|
| 1/3/2021                                    | Cove Point LNG, LP | ST Cove Point LLC         | 2011-115-LNG  | Long-Term   | South Korea            | Energy Universe  | Cove Point, Maryland | 3,457,263                   |       |
| 1/8/2021                                    | Cove Point LNG, LP | GAIL Global (USA) LNG LLC | 2011-128-LNG  | Long-Term   | Turkey                 | Gaslog Salem     | Cove Point, Maryland | 3,229,673                   |       |
| 1/14/2021                                   | Cove Point LNG, LP | GAIL Global (USA) LNG LLC | 2011-128-LNG  | Long-Term   | Pakistan               | Maran Gas Sparta | Cove Point, Maryland | 359,150                     | [*]   |
| 1/14/2021                                   | Cove Point LNG, LP | GAIL Global (USA) LNG LLC | 2011-128-LNG  | Long-Term   | Turkey                 | Maran Gas Sparta | Cove Point, Maryland | 2,995,495                   | [*]   |
| 1/17/2021                                   | Cove Point LNG, LP | ST Cove Point LLC         | 2011-128-LNG  | Long-Term   | China                  | LNG Fukurokuju   | Cove Point, Maryland | 3,462,860                   |       |
| 1/23/2021                                   | Cove Point LNG, LP | GAIL Global (USA) LNG LLC | 2011-128-LNG  | Long-Term   | India                  | Meridian Spirit  | Cove Point, Maryland | 3,468,644                   |       |
| 1/28/2021                                   | Cove Point LNG, LP | ST Cove Point LLC         | 2011-128-LNG  | Long-Term   | United Kingdom         | Energy Innovator | Cove Point, Maryland | 3,435,412                   |       |
| 2/3/2021                                    | Cove Point LNG, LP | GAIL Global (USA) LNG LLC | 2011-128-LNG  | Long-Term   | United Kingdom         | Marvel Pelican   | Cove Point, Maryland | 3,263,448                   |       |
| 2/5/2021                                    | Cove Point LNG, LP | ST Cove Point LLC         | 2011-128-LNG  | Long-Term   | Japan                  | LNG Sakura       | Cove Point, Maryland | 3,737,170                   |       |
| 2/13/2021                                   | Cove Point LNG, LP | GAIL Global (USA) LNG LLC | 2011-115-LNG  | Long-Term   | Mexico                 | BW Magnolia      | Cove Point, Maryland | 3,378,340                   |       |
| 2/21/2021                                   | Cove Point LNG, LP | ST Cove Point LLC         | 2011-115-LNG  | Long-Term   | South Korea            | Energy Liberty   | Cove Point, Maryland | 3,465,196                   |       |
| 2/24/2021                                   | Cove Point LNG, LP | GAIL Global (USA) LNG LLC | 2011-128-LNG  | Long-Term   | Netherlands            | BW Paris         | Cove Point, Maryland | 3,390,841                   |       |
| <b>TOTAL Exports of LNG from Cove Point</b> |                    |                           |               |             |                        |                  |                      | <b>37,643,492</b>           |       |

[S] **Spot** – a one-time transaction for near-term delivery of a specific quantity of LNG at a specific location. Prior to 2006, spot cargos could be included in either long-term or short-term authorized types.

[\*] **Split cargo** – a single shipment of LNG where portions of the cargo have different transactional characteristics. For instance, a single cargo can have more than one buyer, supplier, price, unloading port, loading port, or DOE authorization.

[C] **Commissioning cargo** – pre-commercial cargo loaded while export facility operations are still undergoing final testing and inspection. Commissioning cargos may occur multiple times for the same facility as individual LNG trains enter service.

[L] **Liquefaction fees** – liquefaction fees have been included in the cargo prices for all months. See Table 1(f) for a summary price per export facility per month.

Countries of destination are current as of publication date. Any updates to countries of destination reported will be published in the next scheduled *LNG Monthly*.



**VESSEL-BORNE EXPORTS OF DOMESTICALLY-PRODUCED LIQUEFIED NATURAL GAS (LNG)**

Table 2a(iii)

| Date of Departure | Name of Exporter   | Supplier                         | Docket Number | Docket Term | Country of Destination | Name of Tanker      | Departure Terminal    | Volume (Mcf of Natural Gas) | Notes |
|-------------------|--|----------------------------------|---------------|-------------|------------------------|---------------------|-----------------------|-----------------------------|-------|
| 1/2/2021          | Cheniere Marketing, LLC and Corpus Christi Liquefaction, LLC | Corpus Christi Liquefaction, LLC | 2012-99-LNG   | Long-Term   | South Korea            | Cool Discoverer     | Corpus Christi, Texas | 3,668,758                   |       |
| 1/3/2021          | Cheniere Marketing, LLC and Corpus Christi Liquefaction, LLC | Corpus Christi Liquefaction, LLC | 2012-99-LNG   | Long-Term   | South Korea            | Adriano Knutsen     | Corpus Christi, Texas | 3,707,091                   |       |
| 1/5/2021          | Cheniere Marketing, LLC and Corpus Christi Liquefaction, LLC | Corpus Christi Liquefaction, LLC | 2012-97-LNG   | Long-Term   | China                  | BW Pavilion Vanda   | Corpus Christi, Texas | 3,407,830                   |       |
| 1/7/2021          | Cheniere Marketing, LLC and Corpus Christi Liquefaction, LLC | Corpus Christi Liquefaction, LLC | 2012-99-LNG   | Long-Term   | South Korea            | Gaslog Warsaw       | Corpus Christi, Texas | 3,753,430                   |       |
| 1/9/2021          | Cheniere Marketing, LLC and Corpus Christi Liquefaction, LLC | Corpus Christi Liquefaction, LLC | 2012-99-LNG   | Long-Term   | South Korea            | Torben Spirit       | Corpus Christi, Texas | 3,265,112                   |       |
| 1/13/2021         | Cheniere Marketing, LLC and Corpus Christi Liquefaction, LLC | Corpus Christi Liquefaction, LLC | 2012-97-LNG   | Long-Term   | China                  | Amberjack LNG       | Corpus Christi, Texas | 3,680,827                   |       |
| 1/14/2021         | Cheniere Marketing, LLC and Corpus Christi Liquefaction, LLC | Corpus Christi Liquefaction, LLC | 2012-97-LNG   | Long-Term   | Japan                  | Flex Ranger         | Corpus Christi, Texas | 3,664,911                   |       |
| 1/16/2021         | Cheniere Marketing, LLC and Corpus Christi Liquefaction, LLC | Corpus Christi Liquefaction, LLC | 2012-97-LNG   | Long-Term   | United Kingdom         | Gaslog Georgetown   | Corpus Christi, Texas | 3,694,756                   |       |
| 1/19/2021         | Cheniere Marketing, LLC and Corpus Christi Liquefaction, LLC | Corpus Christi Liquefaction, LLC | 2012-99-LNG   | Long-Term   | South Korea            | Point Fortin        | Corpus Christi, Texas | 3,211,763                   |       |
| 1/20/2021         | Cheniere Marketing, LLC and Corpus Christi Liquefaction, LLC | Corpus Christi Liquefaction, LLC | 2012-97-LNG   | Long-Term   | Spain                  | Traiano Knutsen     | Corpus Christi, Texas | 3,717,744                   |       |
| 1/22/2021         | Cheniere Marketing, LLC and Corpus Christi Liquefaction, LLC | Corpus Christi Liquefaction, LLC | 2012-97-LNG   | Long-Term   | Brazil                 | Maria Energy        | Corpus Christi, Texas | 3,687,490                   |       |
| 1/24/2021         | Cheniere Marketing, LLC and Corpus Christi Liquefaction, LLC | Corpus Christi Liquefaction, LLC | 2012-97-LNG   | Long-Term   | Japan                  | Bushu Maru          | Corpus Christi, Texas | 3,826,282                   |       |
| 1/26/2021         | Cheniere Marketing, LLC and Corpus Christi Liquefaction, LLC | Corpus Christi Liquefaction, LLC | 2012-97-LNG   | Long-Term   | Turkey                 | Megara              | Corpus Christi, Texas | 3,382,353                   |       |
| 1/27/2021         | Cheniere Marketing, LLC and Corpus Christi Liquefaction, LLC | Corpus Christi Liquefaction, LLC | 2012-97-LNG   | Long-Term   | Pakistan               | Gaslog Santiago     | Corpus Christi, Texas | 3,323,146                   |       |
| 1/29/2021         | Cheniere Marketing, LLC and Corpus Christi Liquefaction, LLC | Corpus Christi Liquefaction, LLC | 2012-97-LNG   | Long-Term   | Taiwan                 | Energy Pacific      | Corpus Christi, Texas | 3,536,265                   |       |
| 1/31/2021         | Cheniere Marketing, LLC and Corpus Christi Liquefaction, LLC | Corpus Christi Liquefaction, LLC | 2012-97-LNG   | Long-Term   | Brazil                 | Bonito LNG          | Corpus Christi, Texas | 3,688,217                   |       |
| 2/1/2021          | Cheniere Marketing, LLC and Corpus Christi Liquefaction, LLC | Corpus Christi Liquefaction, LLC | 2012-97-LNG   | Long-Term   | Netherlands            | Hoegh Galleon       | Corpus Christi, Texas | 3,588,489                   |       |
| 2/4/2021          | Cheniere Marketing, LLC and Corpus Christi Liquefaction, LLC | Corpus Christi Liquefaction, LLC | 2012-99-LNG   | Long-Term   | Chile                  | Castillo De Merida  | Corpus Christi, Texas | 3,109,739                   |       |
| 2/5/2021          | Cheniere Marketing, LLC and Corpus Christi Liquefaction, LLC | Corpus Christi Liquefaction, LLC | 2012-97-LNG   | Long-Term   | Turkey                 | Maran Gas Apollonia | Corpus Christi, Texas | 180,246                     |       |
| 2/5/2021          | Cheniere Marketing, LLC and Corpus Christi Liquefaction, LLC | Corpus Christi Liquefaction, LLC | 2012-97-LNG   | Long-Term   | Turkey                 | Maran Gas Apollonia | Corpus Christi, Texas | 3,269,256                   |       |
| 2/7/2021          | Cheniere Marketing, LLC and Corpus Christi Liquefaction, LLC | Corpus Christi Liquefaction, LLC | 2012-99-LNG   | Long-Term   | Chile                  | Golar Penguin       | Corpus Christi, Texas | 3,414,560                   |       |
| 2/10/2021         | Cheniere Marketing, LLC and Corpus Christi Liquefaction, LLC | Corpus Christi Liquefaction, LLC | 2012-97-LNG   | Long-Term   | Brazil                 | Energy Endeavour    | Corpus Christi, Texas | 3,670,477                   |       |
| 2/11/2021         | Cheniere Marketing, LLC and Corpus Christi Liquefaction, LLC | Corpus Christi Liquefaction, LLC | 2012-97-LNG   | Long-Term   | China                  | Maran Gas Delphi    | Corpus Christi, Texas | 3,414,945                   |       |
| 2/13/2021         | Cheniere Marketing, LLC and Corpus Christi Liquefaction, LLC | Corpus Christi Liquefaction, LLC | 2012-99-LNG   | Long-Term   | Dominican Republic     | La Seine            | Corpus Christi, Texas | 2,799,367                   |       |
| 2/23/2021         | Cheniere Marketing, LLC and Corpus Christi Liquefaction, LLC | Corpus Christi Liquefaction, LLC | 2012-97-LNG   | Long-Term   | United Kingdom         | Seri Balhaf         | Corpus Christi, Texas | 3,261,773                   |       |

[S] Spot – a one-time transaction for near-term delivery of a specific quantity of LNG at a specific location. Prior to 2006, spot cargos could be included in either long-term or short-term authorized types.

[\*] Split cargo – a single shipment of LNG where portions of the cargo have different transactional characteristics. For instance, a single cargo can have more than one buyer, supplier, price, unloading port, loading port, or DOE authorization.

[C] Commissioning cargo – pre-commercial cargo loaded while export facility operations are still undergoing final testing and inspection. Commissioning cargos may occur multiple times for the same facility as individual LNG trains enter service.

[L] Liquefaction fees – liquefaction fees have been included in the cargo's price. Beginning with data for July 2019, all cargo prices include liquefaction fees, which include the full contract sales price under the relevant FOB LNG sale and purchase agreements. See Table 1(f) for a summary price per export facility per month.

Countries of destination are current as of publication date. Any updates to countries of destination reported will be published in the next scheduled *LNG Monthly*.

### VESSEL-BORNE EXPORTS OF DOMESTICALLY-PRODUCED LIQUEFIED NATURAL GAS (LNG)

Table 2a(iii)

| Date of Departure                               | Name of Exporter   | Supplier                         | Docket Number | Docket Term | Country of Destination | Name of Tanker | Departure Terminal    | Volume (Mcf of Natural Gas) | Notes |
|---|--|----------------------------------|---------------|-------------|------------------------|----------------|-----------------------|-----------------------------|-------|
| 2/27/2021                                       | Cheniere Marketing, LLC and Corpus Christi Liquefaction, LLC | Corpus Christi Liquefaction, LLC | 2012-97-LNG   | Long-Term   | Netherlands            | Golar Kelvin   | Corpus Christi, Texas | 3,261,366                   |       |
| 2/28/2021                                       | Cheniere Marketing, LLC and Corpus Christi Liquefaction, LLC | Corpus Christi Liquefaction, LLC | 2012-97-LNG   | Long-Term   | Portugal               | Golar Ice      | Corpus Christi, Texas | 3,359,970                   |       |
| <b>TOTAL Exports of LNG from Corpus Christi</b> |  |                                  |               |             |                        |                |                       | <b>90,546,163</b>           |       |

[S] **Spot** – a one-time transaction for near-term delivery of a specific quantity of LNG at a specific location. Prior to 2006, spot cargos could be included in either long-term or short-term authorized types.

[\*] **Split cargo** – a single shipment of LNG where portions of the cargo have different transactional characteristics. For instance, a single cargo can have more than one buyer, supplier, price, unloading port, loading port, or DOE authorization.

[C] **Commissioning cargo** – pre-commercial cargo loaded while export facility operations are still undergoing final testing and inspection. Commissioning cargos may occur multiple times for the same facility as individual LNG trains enter service.

[L] **Liquefaction fees** – liquefaction fees have been included in the cargo's price. Beginning with data for July 2019, all cargo prices include liquefaction fees, which include the full contract sales price under the relevant FOB LNG sale and purchase agreements. See Table 1(f) for a summary price per export facility per month.

Countries of destination are current as of publication date. Any updates to countries of destination reported will be published in the next scheduled *LNG Monthly*.



### VESSEL-BORNE EXPORTS OF DOMESTICALLY-PRODUCED LIQUEFIED NATURAL GAS (LNG)

Table 2a(iv)

| Date of Departure                        | Name of Exporter | Supplier                      | Docket Number | Docket Term | Country of Destination | Name of Tanker       | Departure Terminal | Volume (Mcf of Natural Gas) | Notes |
|--|------------------|-------------------------------|---------------|-------------|------------------------|----------------------|--------------------|-----------------------------|-------|
| 1/2/2021                                 | Cameron LNG, LLC | Mitsui & Co. Energy Marketing | 2011-162-LNG  | Long-Term   | Japan                  | Marvel Kite          | Cameron, Louisiana | 3,483,869                   |       |
| 1/4/2021                                 | Cameron LNG, LLC | Various                       | 2011-162-LNG  | Long-Term   | India                  | Wilpride             | Cameron, Louisiana | 3,287,297                   |       |
| 1/6/2021                                 | Cameron LNG, LLC | Various                       | 2011-162-LNG  | Long-Term   | Japan                  | Gaslog Seattle       | Cameron, Louisiana | 3,285,428                   |       |
| 1/8/2021                                 | Cameron LNG, LLC | Mitsui & Co. Energy Marketing | 2011-162-LNG  | Long-Term   | Brazil                 | Golar Ice            | Cameron, Louisiana | 3,375,952                   |       |
| 1/10/2021                                | Cameron LNG, LLC | Various                       | 2011-162-LNG  | Long-Term   | Japan                  | Diamond Gas Sakura   | Cameron, Louisiana | 3,235,084                   |       |
| 1/11/2021                                | Cameron LNG, LLC | Mitsui & Co. Energy Marketing | 2011-145-LNG  | Long-Term   | South Korea            | Hoegh Gallant        | Cameron, Louisiana | 3,598,304                   |       |
| 1/14/2021                                | Cameron LNG, LLC | Various                       | 2011-162-LNG  | Long-Term   | Brazil                 | Magellan Spirit      | Cameron, Louisiana | 3,122,014                   |       |
| 1/17/2021                                | Cameron LNG, LLC | Various                       | 2011-162-LNG  | Long-Term   | China                  | Gaslog Skagen        | Cameron, Louisiana | 3,299,787                   |       |
| 1/18/2021                                | Cameron LNG, LLC | Various Suppliers             | 2011-145-LNG  | Long-Term   | Dominican Republic     | LNG Unity            | Cameron, Louisiana | 2,327,400                   |       |
| 1/19/2021                                | Cameron LNG, LLC | Mitsui & Co. Energy Marketing | 2011-162-LNG  | Long-Term   | Japan                  | Marvel Eagle         | Cameron, Louisiana | 3,303,114                   |       |
| 1/21/2021                                | Cameron LNG, LLC | Various                       | 2011-162-LNG  | Long-Term   | Spain                  | BW Lilac             | Cameron, Louisiana | 3,659,693                   |       |
| 1/24/2021                                | Cameron LNG, LLC | Various Suppliers             | 2011-145-LNG  | Long-Term   | South Korea            | BW GDF Suez Brussels | Cameron, Louisiana | 3,423,851                   |       |
| 1/26/2021                                | Cameron LNG, LLC | Mitsui & Co. Energy Marketing | 2011-145-LNG  | Long-Term   | South Korea            | Marvel Heron         | Cameron, Louisiana | 3,561,524                   |       |
| 1/26/2021                                | Cameron LNG, LLC | Various                       | 2011-162-LNG  | Long-Term   | Japan                  | Diamond Gas Rose     | Cameron, Louisiana | 3,503,608                   |       |
| 1/29/2021                                | Cameron LNG, LLC | Various                       | 2011-162-LNG  | Long-Term   | Japan                  | Golar Seal           | Cameron, Louisiana | 3,398,202                   |       |
| 1/30/2021                                | Cameron LNG, LLC | Various                       | 2011-162-LNG  | Long-Term   | Turkey                 | Methane Nile Eagle   | Cameron, Louisiana | 3,064,766                   |       |
| 1/31/2021                                | Cameron LNG, LLC | Various Suppliers             | 2011-145-LNG  | Long-Term   | Dominican Republic     | LNG Unity            | Cameron, Louisiana | 2,329,760                   |       |
| 2/3/2021                                 | Cameron LNG, LLC | Mitsui & Co. Energy Marketing | 2011-145-LNG  | Long-Term   | South Korea            | Stena Crystal Sky    | Cameron, Louisiana | 3,669,392                   |       |
| 2/4/2021                                 | Cameron LNG, LLC | Various                       | 2011-162-LNG  | Long-Term   | Japan                  | Asia Venture         | Cameron, Louisiana | 3,394,921                   |       |
| 2/5/2021                                 | Cameron LNG, LLC | Various                       | 2011-162-LNG  | Long-Term   | Turkey                 | Arctic Lady          | Cameron, Louisiana | 3,111,355                   |       |
| 2/8/2021                                 | Cameron LNG, LLC | Mitsui & Co. Energy Marketing | 2011-162-LNG  | Long-Term   | Turkey                 | Energy Atlantic      | Cameron, Louisiana | 3,377,398                   |       |
| 2/12/2021                                | Cameron LNG, LLC | Various                       | 2011-162-LNG  | Long-Term   | Brazil                 | LNG Alliance         | Cameron, Louisiana | 3,283,576                   |       |
| 2/13/2021                                | Cameron LNG, LLC | Various                       | 2011-162-LNG  | Long-Term   | India                  | Gaslog Salem         | Cameron, Louisiana | 3,260,263                   |       |
| 2/14/2021                                | Cameron LNG, LLC | Various Suppliers             | 2011-145-LNG  | Long-Term   | Dominican Republic     | LNG Unity            | Cameron, Louisiana | 2,338,304                   |       |
| 2/21/2021                                | Cameron LNG, LLC | Mitsui & Co. Energy Marketing | 2011-162-LNG  | Long-Term   | Spain                  | Traiano Knutsen      | Cameron, Louisiana | 3,732,995                   |       |
| 2/24/2021                                | Cameron LNG, LLC | Various                       | 2011-162-LNG  | Long-Term   | Brazil                 | Magellan Spirit      | Cameron, Louisiana | 2,890,645                   |       |
| 2/25/2021                                | Cameron LNG, LLC | Various                       | 2011-162-LNG  | Long-Term   | France                 | Flex Volunteer       | Cameron, Louisiana | 3,669,153                   |       |
| 2/26/2021                                | Cameron LNG, LLC | Mitsui & Co. Energy Marketing | 2011-162-LNG  | Long-Term   | Japan                  | Marvel Crane         | Cameron, Louisiana | 3,756,015                   |       |
| <b>TOTAL Exports of LNG from Cameron</b> |                  |                               |               |             |                        |                      |                    | <b>91,743,670</b>           |       |

[S] **Spot** – a one-time transaction for near-term delivery of a specific quantity of LNG at a specific location. Prior to 2006, spot cargos could be included in either long-term or short-term authorized types.

[\*] **Split cargo** – a single shipment of LNG where portions of the cargo have different transactional characteristics. For instance, a single cargo can have more than one buyer, supplier, price, unloading port, loading port, or DOE authorization.

[C] **Commissioning cargo** – pre-commercial cargo loaded while export facility operations are still undergoing final testing and inspection. Commissioning cargos may occur multiple times for the same facility as individual LNG trains enter service.

[L] **Liquefaction fees** – liquefaction fees have been included in the cargo prices for all months. See Table 1(f) for a summary price per export facility per month.

Countries of destination are current as of publication date. Any updates to countries of destination reported will be published in the next scheduled *LNG Monthly*.



### VESSEL-BORNE EXPORTS OF DOMESTICALLY-PRODUCED LIQUEFIED NATURAL GAS (LNG)

Table 2a(v)

| Date of Departure                         | Name of Exporter                     | Supplier  | Docket Number | Docket Term | Country of Destination | Name of Tanker         | Departure Terminal | Volume (Mcf of Natural Gas) | Notes |
|---|--------------------------------------|---|---------------|-------------|------------------------|------------------------|--------------------|-----------------------------|-------|
| 1/2/2021                                  | Freeport LNG Expansion, L.P.         | Freeport LNG Expansion, L.P. and FLNG Liquefaction, LLC | 2010-161-LNG  | Long-Term   | Japan                  | Arctic Aurora          | Freeport, Texas    | 3,307,098                   |       |
| 1/3/2021                                  | Freeport LNG Expansion, L.P.         | Freeport LNG Expansion, L.P. and FLNG Liquefaction, LLC | 2010-160-LNG  | Long-Term   | Dominican Republic     | BW Magnolia            | Freeport, Texas    | 2,238,182                   | [*]   |
| 1/3/2021                                  | Freeport LNG Expansion, L.P.         | Freeport LNG Expansion, L.P. and FLNG Liquefaction, LLC | 2010-161-LNG  | Long-Term   | Jamaica                | BW Magnolia            | Freeport, Texas    | 782,217                     | [*]   |
| 1/4/2021                                  | Freeport LNG Expansion, L.P.         | Freeport LNG Expansion, L.P. and FLNG Liquefaction, LLC | 2010-160-LNG  | Long-Term   | South Korea            | Barcelona Knutsen      | Freeport, Texas    | 3,654,982                   |       |
| 1/5/2021                                  | Freeport LNG Expansion, L.P.         | Freeport LNG Expansion, L.P. and FLNG Liquefaction, LLC | 2010-161-LNG  | Long-Term   | Japan                  | Gaslog Windsor         | Freeport, Texas    | 3,845,420                   |       |
| 1/6/2021                                  | Freeport LNG Expansion, L.P.         | Freeport LNG Expansion, L.P. and FLNG Liquefaction, LLC | 2010-161-LNG  | Long-Term   | Taiwan                 | Kinisis                | Freeport, Texas    | 3,696,635                   |       |
| 1/9/2021                                  | Freeport LNG Expansion, L.P.         | Freeport LNG Expansion, L.P. and FLNG Liquefaction, LLC | 2010-161-LNG  | Long-Term   | Japan                  | LNG Juno               | Freeport, Texas    | 3,873,512                   |       |
| 1/11/2021                                 | Freeport LNG Expansion, L.P.         | Freeport LNG Expansion, L.P. and FLNG Liquefaction, LLC | 2010-161-LNG  | Long-Term   | China                  | Gaslog Hong Kong       | Freeport, Texas    | 3,539,319                   |       |
| 1/15/2021                                 | Freeport LNG Expansion, L.P.         | Freeport LNG Expansion, L.P. and FLNG Liquefaction, LLC | 2010-161-LNG  | Long-Term   | United Kingdom         | BW Magnolia            | Freeport, Texas    | 3,703,125                   |       |
| 1/16/2021                                 | Freeport LNG Expansion, L.P.         | Freeport LNG Expansion, L.P. and FLNG Liquefaction, LLC | 2010-161-LNG  | Long-Term   | Japan                  | Sohshu Maru            | Freeport, Texas    | 3,681,088                   |       |
| 1/19/2021                                 | Freeport LNG Expansion, L.P.         | Freeport LNG Expansion, L.P. and FLNG Liquefaction, LLC | 2010-161-LNG  | Long-Term   | Japan                  | British Mentor         | Freeport, Texas    | 3,696,892                   |       |
| 1/20/2021                                 | Freeport LNG Expansion, L.P.         | FLEX  | 2011-161-LNG  | Long-Term   | China                  | Maran Gas Vergina      | Freeport, Texas    | 3,707,349                   |       |
| 1/23/2021                                 | Freeport LNG Expansion, L.P.         | Freeport LNG Expansion, L.P. and FLNG Liquefaction, LLC | 2010-161-LNG  | Long-Term   | Turkey                 | LNG Abalamabie         | Freeport, Texas    | 3,518,159                   |       |
| 1/25/2021                                 | Freeport LNG Expansion, L.P., et al. | FLEX  | 2016-108-LNG  | Long-Term   | India                  | Golar Celsius          | Freeport, Texas    | 3,422,049                   |       |
| 1/26/2021                                 | Freeport LNG Expansion, L.P., et al. | FLEX  | 2016-108-LNG  | Long-Term   | Bangladesh             | Arctic Princess        | Freeport, Texas    | 3,147,735                   |       |
| 1/27/2021                                 | Freeport LNG Expansion, L.P.         | Freeport LNG Expansion, L.P. and FLNG Liquefaction, LLC | 2010-161-LNG  | Long-Term   | Japan                  | Shinshu Maru           | Freeport, Texas    | 3,764,517                   |       |
| 1/28/2021                                 | Freeport LNG Expansion, L.P.         | Freeport LNG Expansion, L.P. and FLNG Liquefaction, LLC | 2010-161-LNG  | Long-Term   | United Kingdom         | British Achiever       | Freeport, Texas    | 3,695,381                   |       |
| 1/31/2021                                 | Freeport LNG Expansion, L.P.         | Freeport LNG Expansion, L.P. and FLNG Liquefaction, LLC | 2010-161-LNG  | Long-Term   | Turkey                 | SK Resolute            | Freeport, Texas    | 3,829,037                   |       |
| 2/2/2021                                  | Freeport LNG Expansion, L.P., et al. | FLEX  | 2016-108-LNG  | Long-Term   | Lithuania              | Cool Runner            | Freeport, Texas    | 3,430,428                   |       |
| 2/5/2021                                  | Freeport LNG Expansion, L.P., et al. | FLEX  | 2016-108-LNG  | Long-Term   | Turkey                 | British Sapphire       | Freeport, Texas    | 3,318,380                   |       |
| 2/6/2021                                  | Freeport LNG Expansion, L.P.         | Freeport LNG Expansion, L.P. and FLNG Liquefaction, LLC | 2010-160-LNG  | Long-Term   | South Korea            | Prism Brilliance       | Freeport, Texas    | 3,811,757                   |       |
| 2/7/2021                                  | Freeport LNG Expansion, L.P., et al. | FLEX  | 2016-108-LNG  | Long-Term   | France                 | Gaslog Wales           | Freeport, Texas    | 3,826,677                   |       |
| 2/8/2021                                  | Freeport LNG Expansion, L.P., et al. | FLEX  | 2016-108-LNG  | Long-Term   | Japan                  | Diamond Gas Metropolis | Freeport, Texas    | 3,649,717                   |       |
| 2/12/2021                                 | Freeport LNG Expansion, L.P., et al. | FLEX  | 2016-108-LNG  | Long-Term   | Turkey                 | British Contributor    | Freeport, Texas    | 3,702,651                   |       |
| 2/17/2021                                 | Freeport LNG Expansion, L.P.         | Freeport LNG Expansion, L.P. and FLNG Liquefaction, LLC | 2010-160-LNG  | Long-Term   | Mexico                 | Seri Balhaf            | Freeport, Texas    | 3,367,350                   | [S]   |
| 2/17/2021                                 | Freeport LNG Expansion, L.P., et al. | FLEX  | 2016-108-LNG  | Long-Term   | United Kingdom         | Maran Gas Troy         | Freeport, Texas    | 2,686,128                   |       |
| 2/28/2021                                 | Freeport LNG Expansion, L.P., et al. | FLEX  | 2016-108-LNG  | Long-Term   | Netherlands            | LNG Rosenrot           | Freeport, Texas    | 2,677,826                   |       |
| <b>TOTAL Exports of LNG from Freeport</b> |                                      |   |               |             |                        |                        |                    | <b>91,573,611</b>           |       |

[S] Spot – a one-time transaction for near-term delivery of a specific quantity of LNG at a specific location. Prior to 2006, spot cargos could be included in either long-term or short-term authorized types.

[\*] Split cargo – a single shipment of LNG where portions of the cargo have different transactional characteristics. For instance, a single cargo can have more than one buyer, supplier, price, unloading port, loading port, or DOE authorization.

[C] Commissioning cargo – pre-commercial cargo loaded while export facility operations are still undergoing final testing and inspection. Commissioning cargos may occur multiple times for the same facility as individual LNG trains enter service.

[L] Liquefaction fees – liquefaction fees have been included in the cargo prices for all months. See Table 1(f) for a summary price per export facility per month.

Countries of destination are current as of publication date. Any updates to countries of destination reported will be published in the next scheduled *LNG Monthly*.

### VESSEL-BORNE EXPORTS OF DOMESTICALLY-PRODUCED LIQUEFIED NATURAL GAS (LNG)

Table 2a(vi)

| Date of Departure                            | Name of Exporter             | Supplier         | Docket Number | Docket Term | Country of Destination | Name of Tanker   | Departure Terminal   | Volume (Mcf of Natural Gas) | Notes |
|--|------------------------------|------------------|---------------|-------------|------------------------|------------------|----------------------|-----------------------------|-------|
| 2/3/2021                                     | Southern LNG Company, L.L.C. | Shell NA LNG LLC | 2012-100-LNG  | Long-Term   | Poland                 | Minerva Psara    | Elba Island, Georgia | 3,040,260                   | [*]   |
| 2/3/2021                                     | Southern LNG Company, L.L.C. | Shell NA LNG LLC | 2012-100-LNG  | Long-Term   | Poland                 | Minerva Psara    | Elba Island, Georgia | 672,355                     | [*]   |
| 2/20/2021                                    | Southern LNG Company, L.L.C. | Shell NA LNG LLC | 2012-100-LNG  | Long-Term   | Netherlands            | Magdala          | Elba Island, Georgia | 3,231,688                   |       |
| 2/28/2021                                    | Southern LNG Company, L.L.C. | Shell NA LNG LLC | 2012-100-LNG  | Long-Term   | France                 | Valencia Knutsen | Elba Island, Georgia | 3,336,864                   |       |
| <b>TOTAL Exports of LNG from Elba Island</b> |                              |                  |               |             |                        |                  |                      | <b>10,281,167</b>           |       |

[S] **Spot** – a one-time transaction for near-term delivery of a specific quantity of LNG at a specific location. Prior to 2006, spot cargos could be included in either long-term or short-term authorized types.

[\*] **Split cargo** – a single shipment of LNG where portions of the cargo have different transactional characteristics. For instance, a single cargo can have more than one buyer, supplier, price, unloading port, loading port, or DOE authorization.

[C] **Commissioning cargo** – pre-commercial cargo loaded while export facility operations are still undergoing final testing and inspection. Commissioning cargos may occur multiple times for the same facility as individual LNG trains enter service.

[L] **Liquefaction fees** – liquefaction fees have been included in the cargo prices for all months. See Table 1(f) for a summary price per export facility per month.

Countries of destination are current as of publication date. Any updates to countries of destination reported will be published in the next scheduled *LNG Monthly*.

## VESSEL-BORNE EXPORTS OF DOMESTICALLY-PRODUCED LIQUEFIED NATURAL GAS (LNG) SHIPPED BY ISO CONTAINER

Table 2b

| Date of Departure                 | Name of Exporter           | Supplier                     | Docket Number | Country of Destination | Name of Ocean Going Vessel | ISO Container Loading Facility & Location | U.S. Export Port or Terminal | Volume (Mcf of Natural Gas) | Notes |
|-----------------------------------|----------------------------|------------------------------|---------------|------------------------|----------------------------|---|------------------------------|-----------------------------|-------|
| 1/2/2021                          | American LNG Marketing LLC | Peninsula Energy Services Co | 2014-209-LNG  | Bahamas                | Emerald Express            | Haileah, Florida                          | Ft. Lauderdale, Florida      | 1,696                       |       |
| 1/3/2021                          | American LNG Marketing LLC | Peninsula Energy Services Co | 2014-209-LNG  | Haiti                  | Delphinus                  | Haileah, Florida                          | Ft. Lauderdale, Florida      | 3,392                       |       |
| 1/6/2021                          | American LNG Marketing LLC | Peninsula Energy Services Co | 2014-209-LNG  | Bahamas                | Sea Express                | Haileah, Florida                          | Ft. Lauderdale, Florida      | 4,240                       |       |
| 1/7/2021                          | American LNG Marketing LLC | Peninsula Energy Services Co | 2014-209-LNG  | Barbados               | Flex Artemis               | Haileah, Florida                          | Ft. Lauderdale, Florida      | 2,544                       |       |
| 1/10/2021                         | American LNG Marketing LLC | Peninsula Energy Services Co | 2014-209-LNG  | Haiti                  | Delphinus                  | Haileah, Florida                          | Ft. Lauderdale, Florida      | 2,544                       |       |
| 1/12/2021                         | American LNG Marketing LLC | Peninsula Energy Services Co | 2014-209-LNG  | Bahamas                | Florida Express            | Haileah, Florida                          | Ft. Lauderdale, Florida      | 3,392                       |       |
| 1/13/2021                         | American LNG Marketing LLC | Peninsula Energy Services Co | 2014-209-LNG  | Bahamas                | Sea Express                | Haileah, Florida                          | Ft. Lauderdale, Florida      | 4,240                       |       |
| 1/14/2021                         | American LNG Marketing LLC | Peninsula Energy Services Co | 2014-209-LNG  | Barbados               | Vega Sagittarius           | Haileah, Florida                          | Ft. Lauderdale, Florida      | 5,088                       |       |
| 1/17/2021                         | American LNG Marketing LLC | Peninsula Energy Services Co | 2014-209-LNG  | Haiti                  | Delphinus                  | Haileah, Florida                          | Ft. Lauderdale, Florida      | 2,544                       |       |
| 1/19/2021                         | American LNG Marketing LLC | Peninsula Energy Services Co | 2014-209-LNG  | Bahamas                | Florida Express            | Haileah, Florida                          | Ft. Lauderdale, Florida      | 2,544                       |       |
| 1/20/2021                         | American LNG Marketing LLC | Peninsula Energy Services Co | 2014-209-LNG  | Bahamas                | Sea Express                | Haileah, Florida                          | Ft. Lauderdale, Florida      | 3,392                       |       |
| 1/21/2021                         | American LNG Marketing LLC | Peninsula Energy Services Co | 2014-209-LNG  | Barbados               | Contship Air               | Haileah, Florida                          | Ft. Lauderdale, Florida      | 4,240                       |       |
| 1/24/2021                         | American LNG Marketing LLC | Peninsula Energy Services Co | 2014-209-LNG  | Bahamas                | Emerald Express            | Haileah, Florida                          | Ft. Lauderdale, Florida      | 848                         |       |
| 1/24/2021                         | American LNG Marketing LLC | Peninsula Energy Services Co | 2014-209-LNG  | Haiti                  | Delphinus                  | Haileah, Florida                          | Ft. Lauderdale, Florida      | 1,696                       |       |
| 1/25/2021                         | American LNG Marketing LLC | Peninsula Energy Services Co | 2014-209-LNG  | Bahamas                | Florida Express            | Haileah, Florida                          | Ft. Lauderdale, Florida      | 3,392                       |       |
| 1/27/2021                         | American LNG Marketing LLC | Peninsula Energy Services Co | 2014-209-LNG  | Bahamas                | Sea Express                | Haileah, Florida                          | Ft. Lauderdale, Florida      | 4,240                       |       |
| 1/28/2021                         | American LNG Marketing LLC | Peninsula Energy Services Co | 2014-209-LNG  | Barbados               | Hohebank                   | Haileah, Florida                          | Ft. Lauderdale, Florida      | 5,088                       |       |
| 1/31/2021                         | American LNG Marketing LLC | Peninsula Energy Services Co | 2014-209-LNG  | Haiti                  | Delphinus                  | Haileah, Florida                          | Ft. Lauderdale, Florida      | 1,696                       |       |
| 2/3/2021                          | American LNG Marketing LLC | Peninsula Energy Services Co | 2014-209-LNG  | Bahamas                | Florida Express            | Haileah, Florida                          | Ft. Lauderdale, Florida      | 2,544                       |       |
| 2/4/2021                          | American LNG Marketing LLC | Peninsula Energy Services Co | 2014-209-LNG  | Bahamas                | Sea Express                | Haileah, Florida                          | Ft. Lauderdale, Florida      | 1,696                       |       |
| 2/4/2021                          | American LNG Marketing LLC | Peninsula Energy Services Co | 2014-209-LNG  | Barbados               | Artemis                    | Haileah, Florida                          | Ft. Lauderdale, Florida      | 5,088                       |       |
| 2/6/2021                          | American LNG Marketing LLC | Peninsula Energy Services Co | 2014-209-LNG  | Bahamas                | Sea Express                | Haileah, Florida                          | Ft. Lauderdale, Florida      | 1,696                       |       |
| 2/7/2021                          | American LNG Marketing LLC | Peninsula Energy Services Co | 2014-209-LNG  | Haiti                  | Delphinus                  | Haileah, Florida                          | Ft. Lauderdale, Florida      | 2,544                       |       |
| 2/8/2021                          | American LNG Marketing LLC | Peninsula Energy Services Co | 2014-209-LNG  | Bahamas                | Florida Express            | Haileah, Florida                          | Ft. Lauderdale, Florida      | 3,392                       |       |
| 2/10/2021                         | American LNG Marketing LLC | Peninsula Energy Services Co | 2014-209-LNG  | Bahamas                | Sea Express                | Haileah, Florida                          | Ft. Lauderdale, Florida      | 4,240                       |       |
| 2/11/2021                         | American LNG Marketing LLC | Peninsula Energy Services Co | 2014-209-LNG  | Barbados               | Hohebank                   | Haileah, Florida                          | Ft. Lauderdale, Florida      | 5,088                       |       |
| 2/13/2021                         | American LNG Marketing LLC | Peninsula Energy Services Co | 2014-209-LNG  | Bahamas                | Emerald Express            | Haileah, Florida                          | Ft. Lauderdale, Florida      | 1,696                       |       |
| 2/14/2021                         | American LNG Marketing LLC | Peninsula Energy Services Co | 2014-209-LNG  | Haiti                  | Delphinus                  | Haileah, Florida                          | Ft. Lauderdale, Florida      | 1,696                       |       |
| 2/17/2021                         | American LNG Marketing LLC | Peninsula Energy Services Co | 2014-209-LNG  | Bahamas                | Sea Express                | Haileah, Florida                          | Ft. Lauderdale, Florida      | 2,544                       |       |
| 2/17/2021                         | American LNG Marketing LLC | Peninsula Energy Services Co | 2014-209-LNG  | Bahamas                | Florida Express            | Haileah, Florida                          | Ft. Lauderdale, Florida      | 1,696                       |       |
| 2/18/2021                         | American LNG Marketing LLC | Peninsula Energy Services Co | 2014-209-LNG  | Barbados               | Contship Air               | Haileah, Florida                          | Ft. Lauderdale, Florida      | 5,088                       |       |
| 2/20/2021                         | American LNG Marketing LLC | Peninsula Energy Services Co | 2014-209-LNG  | Bahamas                | Emerald Express            | Haileah, Florida                          | Ft. Lauderdale, Florida      | 2,544                       |       |
| 2/21/2021                         | American LNG Marketing LLC | Peninsula Energy Services Co | 2014-209-LNG  | Haiti                  | Delphinus                  | Haileah, Florida                          | Ft. Lauderdale, Florida      | 3,392                       |       |
| 2/24/2021                         | American LNG Marketing LLC | Peninsula Energy Services Co | 2014-209-LNG  | Bahamas                | Florida Express            | Haileah, Florida                          | Ft. Lauderdale, Florida      | 3,392                       |       |
| 2/25/2021                         | American LNG Marketing LLC | Peninsula Energy Services Co | 2014-209-LNG  | Bahamas                | Sea Express                | Haileah, Florida                          | Ft. Lauderdale, Florida      | 1,696                       |       |
| 2/25/2021                         | American LNG Marketing LLC | Peninsula Energy Services Co | 2014-209-LNG  | Barbados               | Vega Sagittarius           | Haileah, Florida                          | Ft. Lauderdale, Florida      | 3,392                       |       |
| 2/27/2021                         | American LNG Marketing LLC | Peninsula Energy Services Co | 2014-209-LNG  | Bahamas                | Sea Express                | Haileah, Florida                          | Ft. Lauderdale, Florida      | 1,696                       |       |
| 2/28/2021                         | American LNG Marketing LLC | Peninsula Energy Services Co | 2014-209-LNG  | Haiti                  | Delphinus                  | Haileah, Florida                          | Ft. Lauderdale, Florida      | 3,392                       |       |
| <b>TOTAL Exports of LNG (ISO)</b> |                            |                              |               |                        |                            |   |                              | <b>115,328</b>              |       |

[S] **Spot** – a one-time transaction for near-term delivery of a specific quantity of LNG at a specific location. Prior to 2006, spot cargos could be included in either long-term or short-term authorized types.

[\*] **Split cargo** – a single shipment of LNG where portions of the cargo have different transactional characteristics. For instance, a single cargo can have more than one buyer, supplier, price, unloading port, loading port, or DOE authorization.

[C] **Commissioning cargo** – pre-commercial cargo loaded while export facility operations are still undergoing final testing and inspection. Commissioning cargos may occur multiple times for the same facility as individual LNG trains enter service.

[L] **Liquefaction fees** – liquefaction fees have been included in the cargo prices for all months. See Table 1(f) for a summary price per export facility per month.

Countries of destination are current as of publication date. Any updates to countries of destination reported will be published in the next scheduled *LNG Monthly*.

Office of Fossil Energy  
 Office of Oil & Natural Gas  
 Office of Regulation, Analysis, and Engagement  
 Division of Natural Gas Regulation  
 Phone: 202-586-7991  
 Email: [nreports@hq.doe.gov](mailto:nreports@hq.doe.gov)



**VESSEL-BORNE RE-EXPORTS OF LIQUEFIED NATURAL GAS (LNG)**

Table 2c

| Date of Departure              | Authorization Holder | Supplier(s) | Exporter | Purchaser | Docket Number | Country of Destination | Name of Tanker | Departure Terminal | Volume (Mcf of Natural Gas) | Notes |
|--------------------------------|----------------------|-------------|----------|-----------|---------------|------------------------|----------------|--------------------|-----------------------------|-------|
| None.                          |                      |             |          |           |               |                        |                |                    |                             |       |
| <b>TOTAL Re-Exports of LNG</b> |                      |             |          |           |               |                        |                |                    | <b>0</b>                    |       |

[S] **Spot** - a one-time transaction for near-term delivery of a specific quantity of LNG at a specific location. Prior to 2006, spot cargos could be included in either long-term or short-term authorization types.  
 [\*] **Split cargo** - a single shipment of LNG where portions of the cargo have different transactional characteristics. For instance, a single cargo can have more than one buyer, supplier, price, unloading port, loading port, or DOE authorization.  
 [C] **Commissioning cargo** - pre-commercial cargo loaded while export facility operations are still undergoing final testing and inspection. Commissioning cargos may occur multiple times for the same facility as individual LNG trains enter service.

### LNG Imports by Country of Origin

(Bcf of Natural Gas)

Table 2d(i)

| 2021                        | January    | February   | March | April | May | June | July | August | September | October | November | December | TOTAL       |
|-----------------------------|------------|------------|-------|-------|-----|------|------|--------|-----------|---------|----------|----------|-------------|
| Egypt                       | -          | -          |       |       |     |      |      |        |           |         |          |          | 0.0         |
| France                      | -          | -          |       |       |     |      |      |        |           |         |          |          | 0.0         |
| Nigeria                     | -          | -          |       |       |     |      |      |        |           |         |          |          | 0.0         |
| Norway                      | -          | -          |       |       |     |      |      |        |           |         |          |          | 0.0         |
| Qatar                       | -          | -          |       |       |     |      |      |        |           |         |          |          | 0.0         |
| Trinidad                    | 6.4        | 5.7        |       |       |     |      |      |        |           |         |          |          | 12.1        |
| United Kingdom              | -          | -          |       |       |     |      |      |        |           |         |          |          | 0.0         |
| Yemen                       | -          | -          |       |       |     |      |      |        |           |         |          |          | 0.0         |
| <b>TOTAL Imports of LNG</b> | <b>6.4</b> | <b>5.7</b> | -     | -     | -   | -    | -    | -      | -         | -       | -        | -        | <b>12.1</b> |

### LNG Imports by Receiving Terminal

(Bcf of Natural Gas)

Table 2d(ii)

| 2021                        | January    | February   | March | April | May | June | July | August | September | October | November | December | TOTAL       |
|-----------------------------|------------|------------|-------|-------|-----|------|------|--------|-----------|---------|----------|----------|-------------|
| Cameron, LA                 | -          | -          |       |       |     |      |      |        |           |         |          |          | 0.0         |
| Cove Point, MD              | -          | -          |       |       |     |      |      |        |           |         |          |          | 0.0         |
| Elba Island, GA             | -          | -          |       |       |     |      |      |        |           |         |          |          | 0.0         |
| Everett, MA                 | 6.4        | 5.7        |       |       |     |      |      |        |           |         |          |          | 12.1        |
| Freeport, TX                | -          | -          |       |       |     |      |      |        |           |         |          |          | 0.0         |
| Golden Pass, TX             | -          | -          |       |       |     |      |      |        |           |         |          |          | 0.0         |
| Gulf LNG, MS                | -          | -          |       |       |     |      |      |        |           |         |          |          | 0.0         |
| Lake Charles, LA            | -          | -          |       |       |     |      |      |        |           |         |          |          | 0.0         |
| Neptune Deepwater Port      | -          | -          |       |       |     |      |      |        |           |         |          |          | 0.0         |
| Northeast Gateway           | -          | -          |       |       |     |      |      |        |           |         |          |          | 0.0         |
| <b>TOTAL Imports of LNG</b> | <b>6.4</b> | <b>5.7</b> | -     | -     | -   | -    | -    | -      | -         | -       | -        | -        | <b>12.1</b> |

### LNG Imports by Company

(Bcf of Natural Gas)

Table 2d(iii)

| 2021                                 | January    | February   | March | April | May | June | July | August | September | October | November | December | TOTAL       |
|--------------------------------------|------------|------------|-------|-------|-----|------|------|--------|-----------|---------|----------|----------|-------------|
| BG LNG Services, LLC                 | -          | -          |       |       |     |      |      |        |           |         |          |          | 0.0         |
| BP Energy                            | -          | -          |       |       |     |      |      |        |           |         |          |          | 0.0         |
| Cheniere Marketing LLC               | -          | -          |       |       |     |      |      |        |           |         |          |          | 0.0         |
| ConocoPhillips                       | -          | -          |       |       |     |      |      |        |           |         |          |          | 0.0         |
| Constellation LNG, LLC               | 6.4        | 5.7        |       |       |     |      |      |        |           |         |          |          | 12.1        |
| Engie Gas & LNG LLC                  | -          | -          |       |       |     |      |      |        |           |         |          |          | 0.0         |
| Excelerate Energy Gas Marketing L.P. | -          | -          |       |       |     |      |      |        |           |         |          |          | 0.0         |
| Freeport LNG Development, L.P.       | -          | -          |       |       |     |      |      |        |           |         |          |          | 0.0         |
| Pacific Summit Energy LLC            | -          | -          |       |       |     |      |      |        |           |         |          |          | 0.0         |
| Sempra LNG Marketing                 | -          | -          |       |       |     |      |      |        |           |         |          |          | 0.0         |
| Shell NA LNG LLC                     | -          | -          |       |       |     |      |      |        |           |         |          |          | 0.0         |
| Statoil Natural Gas                  | -          | -          |       |       |     |      |      |        |           |         |          |          | 0.0         |
| Total Gas & Power                    | -          | -          |       |       |     |      |      |        |           |         |          |          | 0.0         |
| <b>Total Imports of LNG</b>          | <b>6.4</b> | <b>5.7</b> | -     | -     | -   | -    | -    | -      | -         | -       | -        | -        | <b>12.1</b> |

\*Very small volumes shown as zero due to rounding.

### SHORT-TERM VESSEL-BORNE IMPORTS OF LIQUEFIED NATURAL GAS

Table 2e(i)

| Date of Arrival                        | Name of Importer       | Seller                          | Docket Number | Country of Origin | Name of Tanker     | Receiving Terminal     | Volume (Mcf of Natural Gas) | Notes |
|--|------------------------|---------------------------------|---------------|-------------------|--------------------|------------------------|-----------------------------|-------|
| 1/31/2021                              | Constellation LNG, LLC | ENGIE Energy Marketing NA, Inc. | 2020-12-LNG   | Trinidad          | BW GDF Suez Boston | Everett, Massachusetts | 1,190,670                   | [S]   |
| <b>TOTAL Short-Term Imports of LNG</b> |                        |                                 |               |                   |                    |                        | <b>1,190,670</b>            |       |

[S] Spot - a one-time transaction for near-term delivery of a specific quantity of LNG at a specific location. Prior to 2006, spot cargos could be included in either long-term or short-term authorization types.

[\*] Split cargo - a single shipment of LNG where portions of the cargo have different transactional characteristics. For instance, a single cargo can have more than one buyer, supplier, price, unloading port, loading port, or DOE authorization.

### LONG-TERM VESSEL-BORNE IMPORTS OF LIQUEFIED NATURAL GAS

Table 2e(ii)

| Date of Arrival                       | Name of Importer       | Seller                        | Docket Number | Country of Origin | Name of Tanker   | Receiving Terminal     | Volume (Mcf of Natural Gas) | Notes |
|---------------------------------------|------------------------|-------------------------------|---------------|-------------------|------------------|------------------------|-----------------------------|-------|
| 1/9/2021                              | Constellation LNG, LLC | Naturgy LNG Marketing Limited | 2019-5-LNG    | Trinidad          | Iberica Knutsen  | Everett, Massachusetts | 2,859,650                   |       |
| 1/23/2021                             | Constellation LNG, LLC | Naturgy LNG Marketing Limited | 2019-5-LNG    | Trinidad          | Iberica Knutsen  | Everett, Massachusetts | 2,325,329                   |       |
| 2/8/2021                              | Constellation LNG, LLC | Naturgy LNG Marketing Limited | 2019-5-LNG    | Trinidad          | Iberica Knutsen  | Everett, Massachusetts | 2,853,921                   |       |
| 2/24/2021                             | Constellation LNG, LLC | Naturgy LNG Marketing Limited | 2019-5-LNG    | Trinidad          | Catalunya Spirit | Everett, Massachusetts | 2,833,638                   |       |
| <b>TOTAL Long-Term Imports of LNG</b> |                        |                               |               |                   |                  |                        | <b>10,872,538</b>           |       |

**TOTAL LNG IMPORTS** **12,063,208**

[S] Spot - a one-time transaction for near-term delivery of a specific quantity of LNG at a specific location. Prior to 2006, spot cargos could be included in either long-term or short-term authorization types.

[\*] Split cargo - a single shipment of LNG where portions of the cargo have different transactional characteristics. For instance, a single cargo can have more than one buyer, supplier, price, unloading port, loading port, or DOE authorization.

[E-P] - a portion of this cargo was delivered to Everett, MA on 16 February 2017 and a portion was delivered to Ponce, Puerto Rico on 22 February 2017.

## VESSEL-BORNE IMPORTS OF LIQUEFIED NATURAL GAS (LNG) TO PUERTO RICO

Table 2f

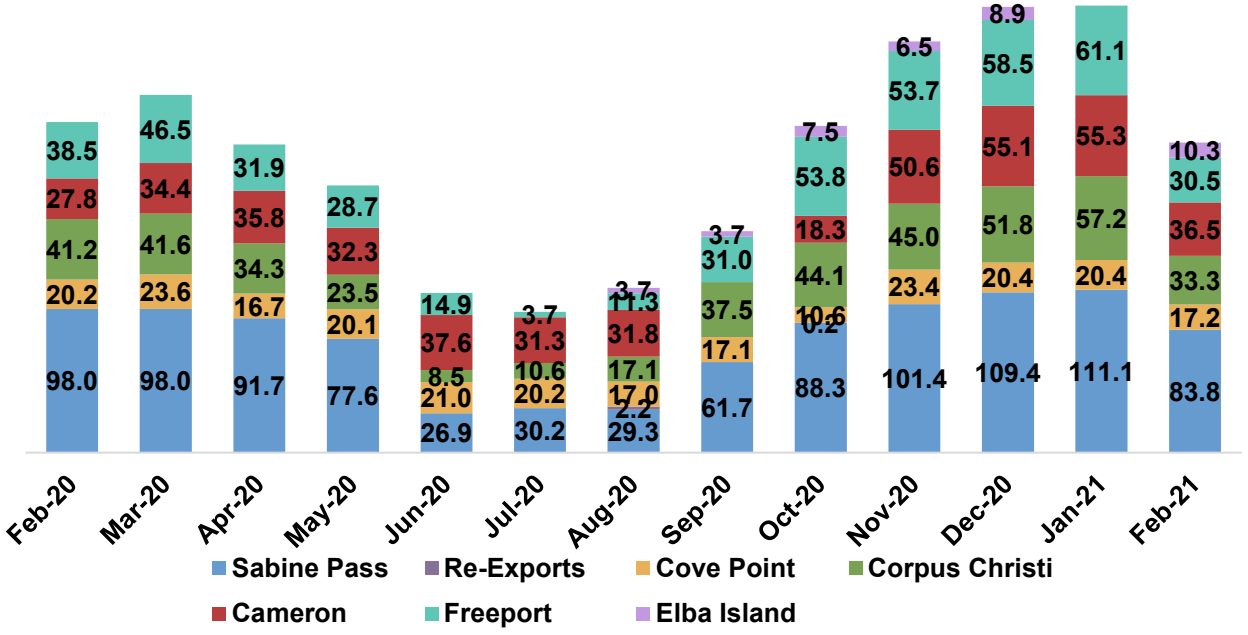
| Date of Arrival                            | Name of Importer                | Seller                          | Docket Number | Country of Origin | Name of Tanker       | Receiving Terminal    | Volume (Mcf of Natural Gas) | Notes |
|--|---------------------------------|---------------------------------|---------------|-------------------|----------------------|-----------------------|-----------------------------|-------|
| 1/1/2021                                   | NFEnergía LLC                   | NFE North Trading Ltd           | 2020-7-LNG    | Trinidad          | Coral Encanto        | San Juan, Puerto Rico | 451,246                     |       |
| 1/4/2021                                   | Naturgy Aprovisionamientos S.A. | Naturgy Aprovisionamientos S.A. | 2020-116-LNG  | Trinidad          | Gemmata              | Ponce, Puerto Rico    | 1,276,345                   | [*]   |
| 1/10/2021                                  | Naturgy Aprovisionamientos S.A. | Naturgy Aprovisionamientos S.A. | 2020-116-LNG  | Trinidad          | LNG Unity            | Ponce, Puerto Rico    | 763,664                     | [*]   |
| 1/10/2021                                  | NFEnergía LLC                   | NFE North Trading Ltd           | 2020-7-LNG    | Trinidad          | Coral Encanto        | San Juan, Puerto Rico | 408,515                     |       |
| 1/12/2021                                  | NFEnergía LLC                   | NFE North Trading Ltd           | 2020-7-LNG    | Trinidad          | Coral Encanto        | San Juan, Puerto Rico | 190,168                     |       |
| 1/17/2021                                  | Naturgy Aprovisionamientos S.A. | Naturgy Aprovisionamientos S.A. | 2020-116-LNG  | Trinidad          | Castillo de Villalba | Ponce, Puerto Rico    | 1,197,125                   | [*]   |
| 1/19/2021                                  | NFEnergía LLC                   | NFE North Trading Ltd           | 2020-7-LNG    | Trinidad          | Coral Encanto        | San Juan, Puerto Rico | 533,298                     |       |
| 1/24/2021                                  | Naturgy Aprovisionamientos S.A. | Naturgy Aprovisionamientos S.A. | 2020-116-LNG  | Trinidad          | Castillo de Villalba | Ponce, Puerto Rico    | 798,956                     | [*]   |
| 1/27/2021                                  | NFEnergía LLC                   | NFE North Trading Ltd           | 2020-7-LNG    | Trinidad          | Coral Encanto        | San Juan, Puerto Rico | 309,438                     |       |
| 1/29/2021                                  | Naturgy Aprovisionamientos S.A. | Naturgy Aprovisionamientos S.A. | 2020-116-LNG  | Trinidad          | Iberica Knutsen      | Ponce, Puerto Rico    | 542,740                     | [*]   |
| 2/5/2021                                   | Naturgy Aprovisionamientos S.A. | Naturgy Aprovisionamientos S.A. | 2020-116-LNG  | Trinidad          | Catalunya Spirit     | Ponce, Puerto Rico    | 1,405,506                   | [*]   |
| 2/6/2021                                   | NFEnergía LLC                   | NFE North Trading Ltd           | 2020-7-LNG    | Trinidad          | Coral Encanto        | San Juan, Puerto Rico | 492,347                     |       |
| 2/16/2021                                  | Naturgy Aprovisionamientos S.A. | Naturgy Aprovisionamientos S.A. | 2020-116-LNG  | Trinidad          | BW GDF Suez Boston   | Ponce, Puerto Rico    | 1,516,921                   | [*]   |
| 2/18/2021                                  | NFEnergía LLC                   | NFE North Trading Ltd           | 2020-7-LNG    | Trinidad          | Coral Encanto        | San Juan, Puerto Rico | 605,388                     |       |
| 2/23/2021                                  | Naturgy Aprovisionamientos S.A. | Naturgy Aprovisionamientos S.A. | 2020-116-LNG  | Trinidad          | British Partner      | Ponce, Puerto Rico    | 1,473,258                   | [*]   |
| <b>TOTAL Imports of LNG to Puerto Rico</b> |                                 |                                 |               |                   |                      |                       | <b>11,964,915</b>           |       |

**Note:** Naturgy Aprovisionamientos S.A. (formerly Gas Natural Aprovisionamientos SDG. S.A.)

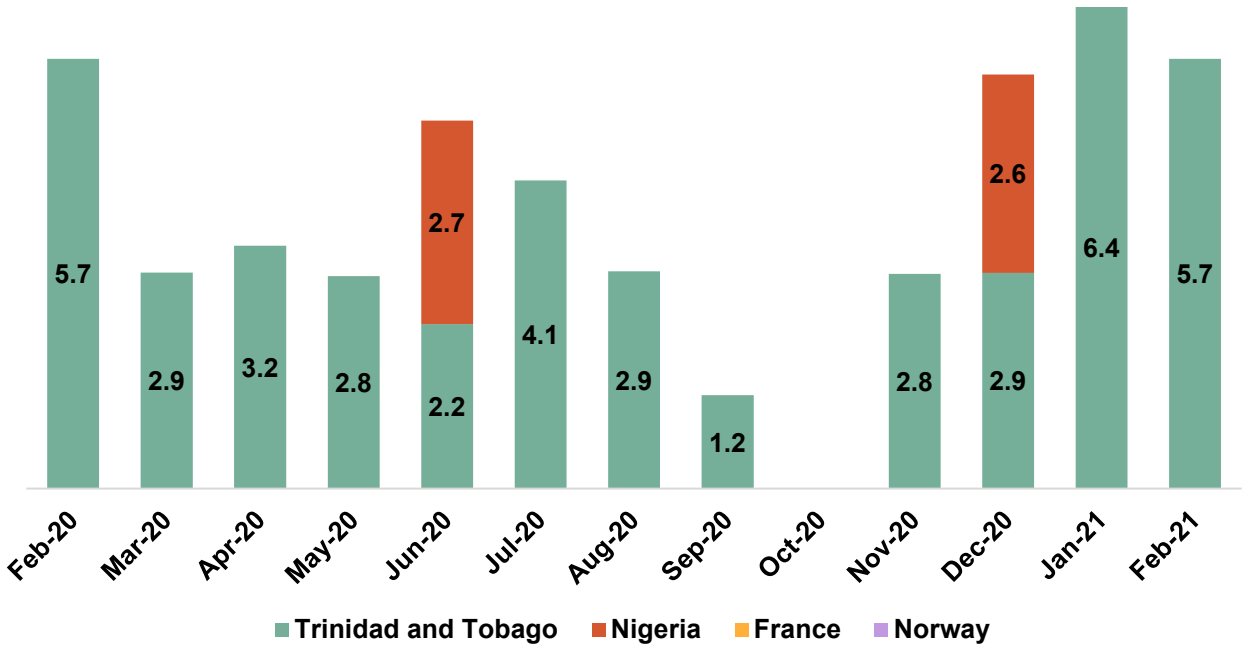
[S] **Spot** – a one-time transaction for near-term delivery of a specific quantity of LNG at a specific location.

[\*] **Split cargo** – a single shipment of LNG where portions of the cargo have different transactional characteristics. For instance, a single cargo can have more than one buyer, supplier, price, unloading port, loading port, or DOE authorization.

### U.S. LNG by Vessel – Export and Re-Export Volumes (Bcf)

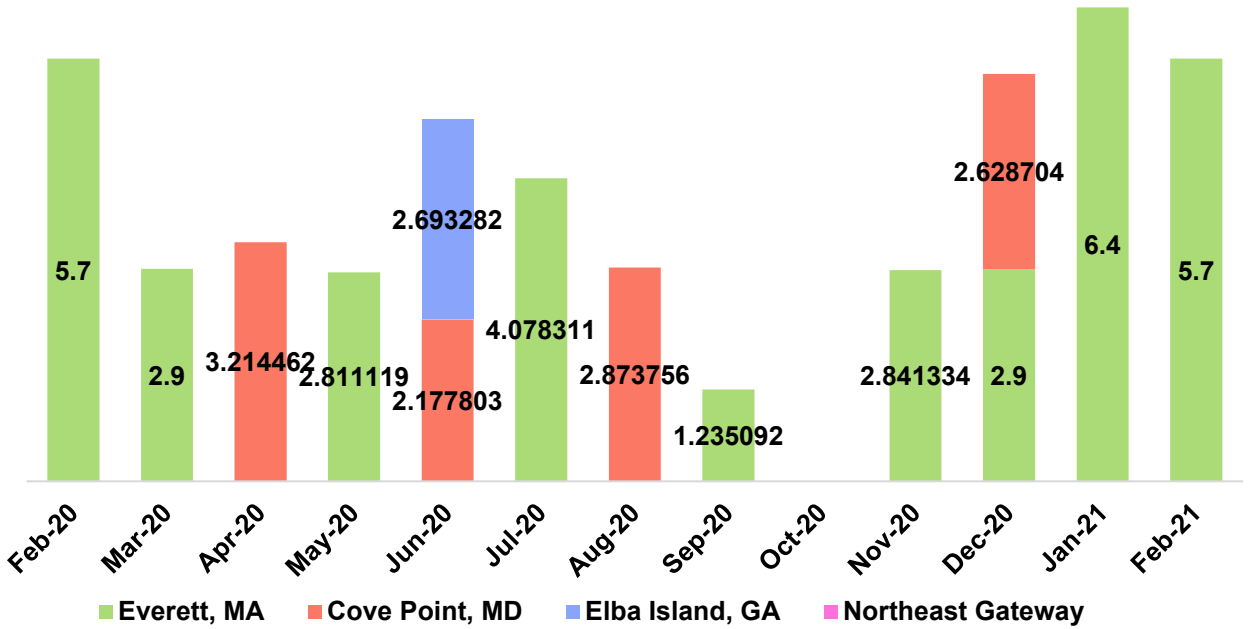


### U.S. LNG Import Volume by Source Country (Bcf)

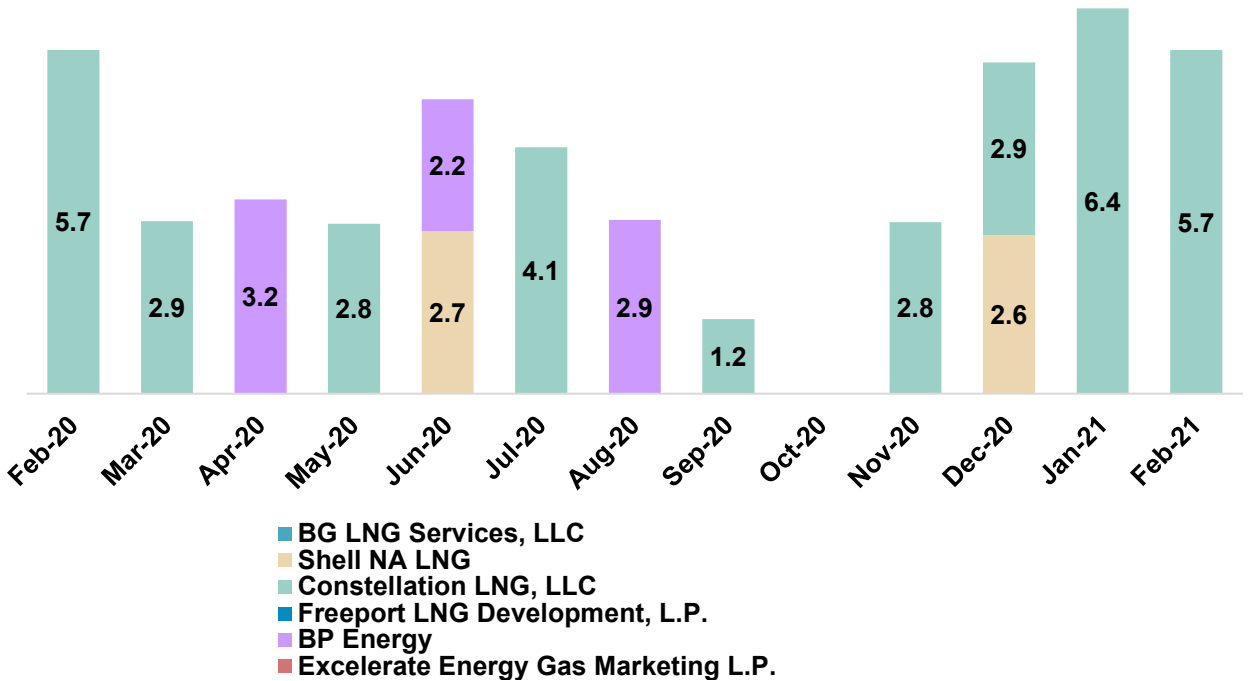




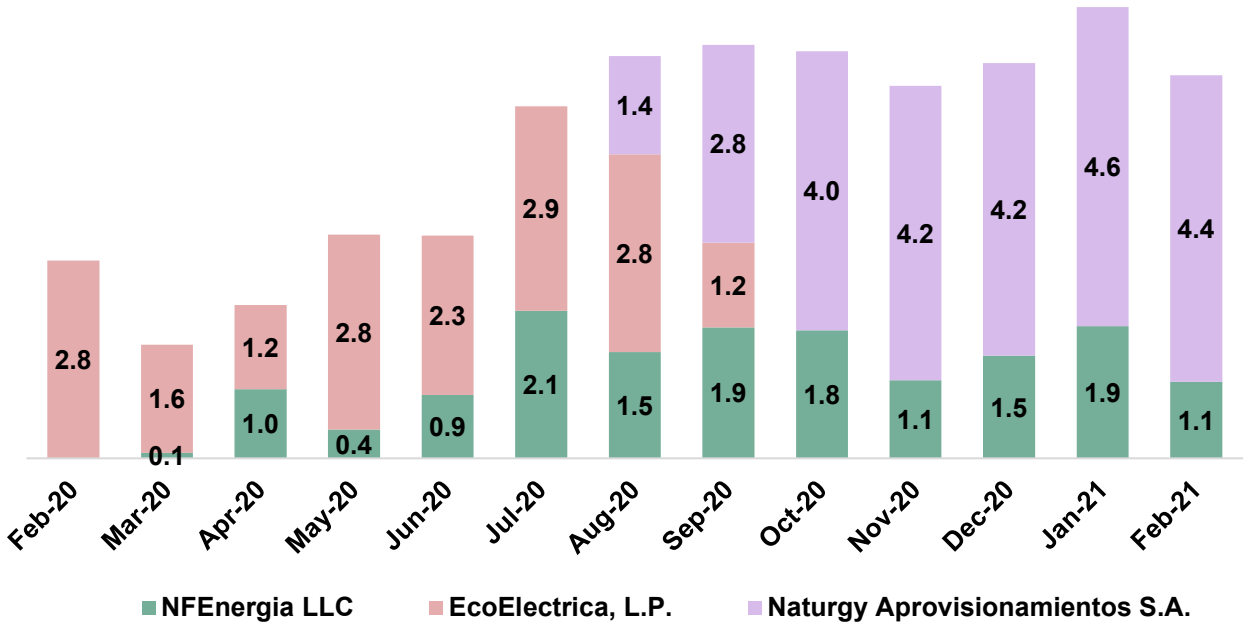
### U.S. LNG Import Volume by Terminal (Bcf)



### U.S. LNG Import Volume by Company (Bcf)



### U.S. LNG Import Volume by Company, Puerto Rico (Bcf)



## NOTES AND DEFINITIONS

- 1) Import prices are landed and include the price of the LNG, the transportation cost to the U.S. terminal, and the cost of offloading the LNG. Landed prices do not include regasification fees.
- 2) The data are provided by importers and exporters as a condition of their authorizations (which are issued by this office). They are reported as filed, after DOE review and any subsequent revisions by importers and exporters.
- 3) Spot cargos [S] are a one-time transaction for near-term delivery of a specific quantity of LNG at a specific location. Prior to 2006, spot cargos could be included in either long-term or short-term authorization types.
- 4) Split cargos [\*] refer to a single shipment of LNG where portions of the cargo have different transactional characteristics. For instance, a single cargo can have more than one buyer, supplier, price, unloading port, loading port, or DOE authorization.
- 5) Commissioning cargos [C] refer to pre-commercial cargos loaded while export facility operations are still undergoing final testing and inspection. Commissioning cargos may occur multiple times for the same facility as individual LNG trains enter service.
- 6) Liquefaction fees [L] - liquefaction fees have been included in the cargo's price. Beginning with July 2019 data, with the exception of some commissioning cargos as indicated in Table 2(a), all export cargo prices at all terminals include liquefaction fees.
- 7) Short-term imports or exports are those cargos imported or exported under a company's short-term or "blanket" authorization. This type of authorization covers supply contracts with terms up to 2 years, including spot cargos. The authorization is not based on a specific supply contract, but covers all of the importer's short-term supply deals. DOE does not have copies of those contracts and they are not filed with the applications.
- 8) Long-term imports or exports are those cargos imported or exported under a company's long-term authorization. This type of authorization is tied to one specific supply contract with a term of more than two years. Redacted copies of the contracts are available on our website (please see below).
- 9) Authorization holders are required to file volume data in thousand cubic feet (Mcf). Therefore, data collected does not necessarily include equivalent amounts of energy, measured in million British thermal units (MMBtu).
- 10) Prices for exports from Kenai, Alaska are "delivered." This is the commodity price plus transportation to the receiving terminal in the destination country.
- 11) Prices for re-exports are the prices at the point of export, also known as FOB (free on board).
- 12) Export prices for cargos made pursuant to long-term SPA's/contracts typically do not include liquefaction fees. Exceptions where liquefaction fees have been included in a cargo's price will be noted with Note [L].

Our web address is: [www.fossil.energy.gov](http://www.fossil.energy.gov)  
Click "Services," then click "Natural Gas Regulation."



U.S. DEPARTMENT OF  
**ENERGY** | Fossil  
Energy