



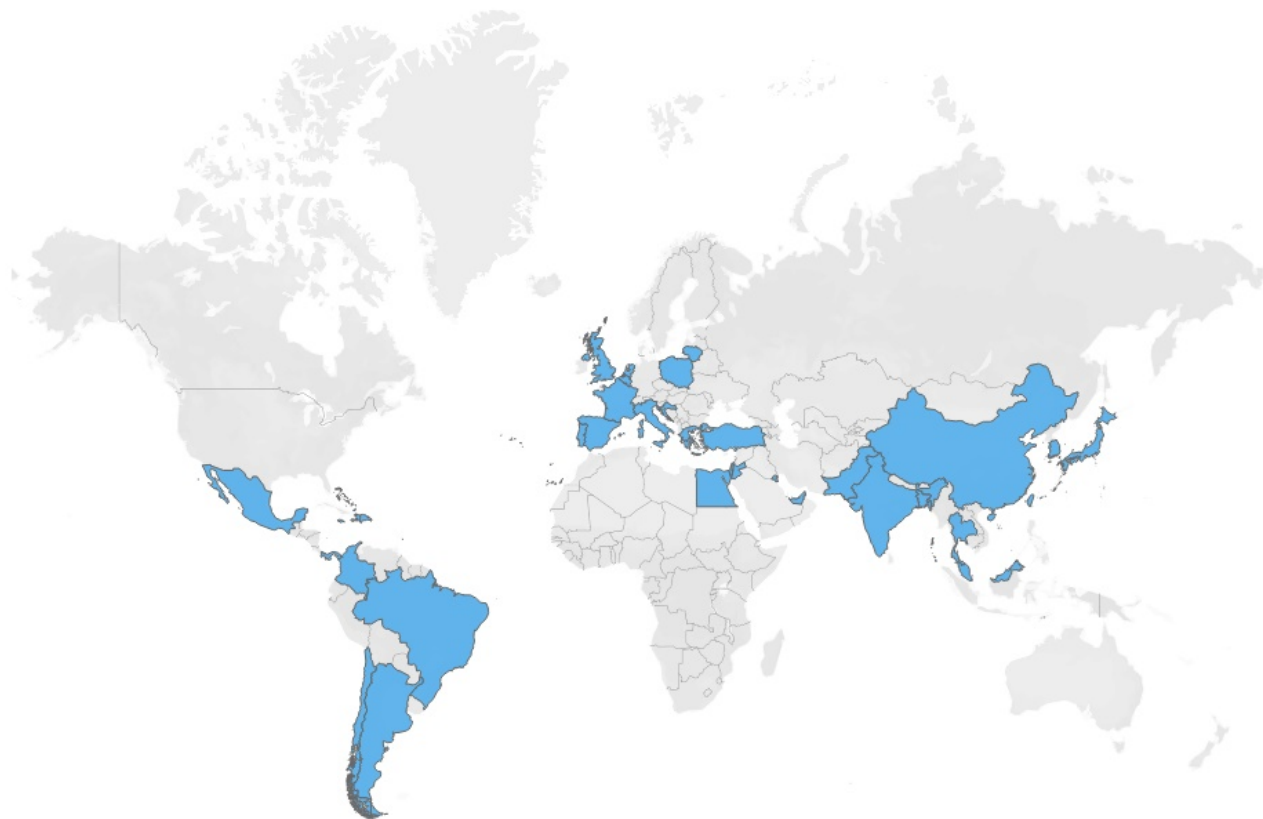
U.S. DEPARTMENT OF  
**ENERGY**

Fossil  
Energy

OFFICE OF OIL & NATURAL GAS

# LNG Monthly

Published February 2021



Map shows Countries of Destination of Exports of Domestically-Produced LNG  
(February 2016 through December 2020)

To be placed on the LNG Monthly email distribution list, please add your contact information here:

[https://public.govdelivery.com/accounts/USDOEOFE/subscriber/new?utm\\_medium=email&utm\\_source=govdelivery](https://public.govdelivery.com/accounts/USDOEOFE/subscriber/new?utm_medium=email&utm_source=govdelivery)

All other inquiries, please send an email to [ngreports@hq.doe.gov](mailto:ngreports@hq.doe.gov).

For electronic version: <https://www.energy.gov/fe/listings/lng-reports>

# Table of Contents

## Cumulative Map of LNG Exports

<b>1</b>	<b>Summary</b> .....	1
1a	Table of Exports of Domestically-Produced LNG Delivered by Region – from February 2016 .....	1
1b	Shipments of Domestically-Produced LNG Delivered by Country – from February 2016.....	2
1c	Domestically-Produced LNG Exported by Terminal .....	3
1d	Domestically-Produced LNG Exported by Region.....	3
1e	Volumes and Percentages of FTA and nFTA Shipments of Domestically-Produced LNG Delivered .....	4
1f	Domestically-Produced LNG Delivered by Export Terminal per month.....	5
1g	Vessel-Borne Imports of LNG by Import Terminal per month.....	6
	(i) Vessel-Borne Imports of LNG to Continental United States.....	6
	(ii) Vessel-Borne Imports of LNG to Puerto Rico .....	7
1h	Destination of Domestically-Produced LNG Delivered by Country and Region with Trade Agreement Status .....	8
<b>2</b>	<b>LNG Activity</b>	
2a	Shipments of Domestically-Produced LNG Delivered YTD 2020 .....	
	(i) Sabine Pass .....	9
	(ii) Cove Point .....	16
	(iii) Corpus Christi .....	18
	(iv) Cameron .....	23
	(v) Freeport .....	26
	(vi) Elba Island.....	29
2b	Shipments of Domestically-Produced LNG Shipped by ISO Container YTD 2020 .....	30
2c	Shipments of LNG Re-Exported YTD 2020.....	35
2d	LNG Imports by Country, Receiving Terminal, and Importer .....	36
2e	Shipments of LNG Received YTD 2020.....	37
2f	Shipments of LNG Received YTD 2020, Puerto Rico.....	38
<b>3</b>	<b>Graphical Summaries</b> .....	40
<b>4</b>	<b>Notes and Definitions</b> .....	43

Office of Fossil Energy

Office of Oil & Natural Gas

Office of Regulation and International Engagement

Division of Natural Gas Regulation

Phone: 202-586-7991

# Summary

## Overview of Activity for December 2020

- **Top five countries of destination, representing 65.6% of total U.S. LNG exports in December 2020**
  - Japan (54.0 Bcf), China (45.5 Bcf), South Korea (39.6 Bcf), United Kingdom (30.4 Bcf), and Brazil (29.9 Bcf)
- **304.1 Bcf of exports in December 2020**
  - 8.4% increase over November 2020
  - 38.1% more than December 2019
- **90 cargos shipped in December 2020**
  - Sabine Pass (32), Freeport (17), Cameron (17), Corpus Christi (15), Cove Point (6), Elba Island (3)
  - 87 cargos in November 2020
  - 69 cargos in December 2019

### 1a. Table of Exports of Domestically-Produced LNG Delivered by Region (Cumulative from February 2016 through December 2020)

Region	Number of Countries Receiving Per Region	Volume Exported (Bcf)	Percentage Receipts of Total Volume Exported (%)	Number of Cargos*
East Asia and Pacific	7	2,316.6	37.5%	673
Europe and Central Asia	13	1,906.2	30.9%	592
Latin America and the Caribbean**	11	1,272.4	20.6%	429
Middle East and North Africa	5	276.2	4.5%	81
South Asia	3	405.4	6.6%	119
Sub-Saharan Africa	0	0.0	0.0%	0
<b>Total LNG Exports</b>	<b>39</b>	<b>6,176.8</b>	<b>100.0%</b>	<b>1,894</b>

\*Split cargos counted as both individual cargos and countries

\*\*Number of cargos does not include the shipments by ISO container

## 1b. Shipments of Domestically-Produced LNG Delivered – by Country (Cumulative from February 2016 through December 2020)

Country of Destination	Region	Number of Cargos	Volume (Bcf of Natural Gas)	Percentage of Total U.S LNG Exports (%)
1. South Korea*	East Asia and Pacific	281	978.8	15.8%
2. Japan*	East Asia and Pacific	196	678.4	11.0%
3. Mexico*	Latin America and the Caribbean	156	527.8	8.5%
4. China	East Asia and Pacific	126	432.4	7.0%
5. Spain*	Europe and Central Asia	129	409.2	6.6%
6. United Kingdom	Europe and Central Asia	101	333.3	5.4%
7. India*	South Asia	91	311.4	5.0%
8. Chile*	Latin America and the Caribbean	85	267.3	4.3%
9. Brazil*	Latin America and the Caribbean	80	228.6	3.7%
10. France*	Europe and Central Asia	68	226.3	3.7%
11. Turkey*	Europe and Central Asia	65	211.4	3.4%
12. Netherlands*	Europe and Central Asia	55	182.2	2.9%
13. Italy	Europe and Central Asia	51	164.3	2.7%
14. Portugal*	Europe and Central Asia	39	126.0	2.0%
15. Jordan*	Middle East and North Africa	36	124.2	2.0%
16. Taiwan*	East Asia and Pacific	37	117.5	1.9%
17. Argentina*	Latin America and the Caribbean	46	114.9	1.9%
18. Poland	Europe and Central Asia	25	81.6	1.3%
19. Pakistan	South Asia	24	80.0	1.3%
20. Greece*	Europe and Central Asia	23	66.8	1.1%
21. Kuwait	Middle East and North Africa	19	64.9	1.1%
22. Singapore*	East Asia and Pacific	20	63.5	1.0%
23. Belgium	Europe and Central Asia	17	55.8	0.9%
24. Dominican Republic*	Latin America and the Caribbean	22	53.9	0.9%
25. United Arab Emirates	Middle East and North Africa	15	51.1	0.8%
26. Thailand	East Asia and Pacific	12	42.4	0.7%
27. Lithuania	Europe and Central Asia	12	39.2	0.6%
28. Jamaica*	Latin America and the Caribbean	14	32.2	0.5%
29. Panama*	Latin America and the Caribbean	15	29.8	0.5%
30. Israel	Middle East and North Africa	6	19.1	0.3%
31. Egypt	Middle East and North Africa	5	16.9	0.3%
32. Colombia*	Latin America and the Caribbean	11	16.2	0.3%
33. Bangladesh	South Asia	4	14.1	0.2%
34. Malta*	Europe and Central Asia	6	6.9	0.1%
35. Malaysia	East Asia and Pacific	1	3.7	0.1%
36. Croatia	Europe and Central Asia	1	3.3	0.1%
<b>Total Exports by Vessel</b>		<b>1,894</b>	<b>6,175.2</b>	
37. Barbados	Latin America and the Caribbean	237	0.9	0.0%
38. Bahamas	Latin America and the Caribbean	294	0.6	0.0%
39. Haiti	Latin America and the Caribbean	57	0.2	0.0%
Jamaica	Latin America and the Caribbean	1	0.0	0.0%
<b>Total Exports by ISO</b>		<b>589</b>	<b>1.6</b>	
<b>Total Exports by Vessel</b>		<b>2,483</b>	<b>6,176.8</b>	

### Note:

Volume and Number of Cargos are the cumulative totals of each individual Country of Destination by Region starting from February 2016.

Jamaica has received U.S. LNG exports by both vessel and ISO container. The volumes are totaled separately

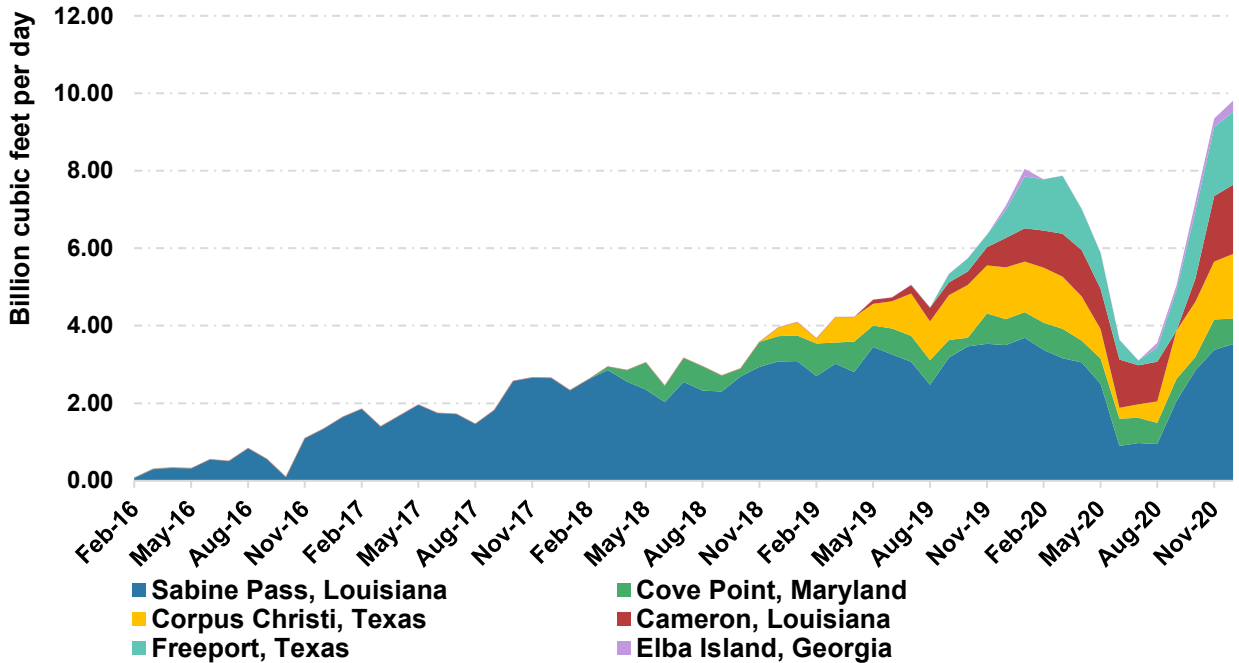
\* Split cargos counted as both individual cargos and countries.

Vessel = LNG Exports by Vessel and ISO container = LNG Exports by Vessel in ISO Containers.

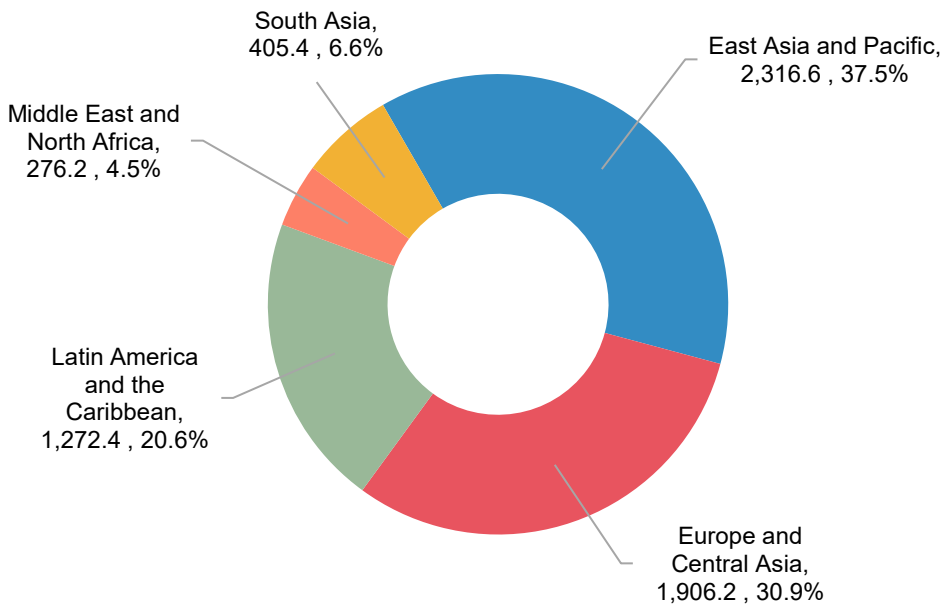
Does not include re-exports of previously-imported LNG. See table 2c for re-exports data.

Totals may not equal sum of components because of independent rounding.

### 1c. Domestically-Produced LNG Exported by Terminal (February 2016 through December 2020)

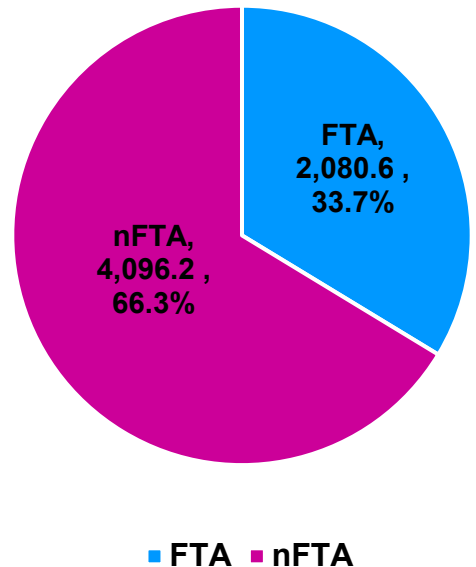


### 1d. Domestically-Produced LNG Exported by Region (Cumulative from February 2016 through December 2020) (Bcf, %)



## 1e. Volumes and Percentages of FTA and nFTA Shipments of Domestically-Produced LNG Delivered (Cumulative from February 2016 through December 2020)

	Volume (Bcf)	Percentage of Total Volume	Number of Countries
FTA	2,080.6	33.7%	9
nFTA	4,096.2	66.3%	30
<b>Total LNG Exports</b>	<b>6,176.8</b>		<b>39</b>



**Spot cargos** total 449.6 Bcf - or 7.3 percent - of the 6,176.8 Bcf total volume of shipments.

These totals are cumulative starting from February 2016 through December 2020 - a cumulative listing of cargos and regions in Table 1b and a cumulative list of FTAs and nFTAs in Table 1h.

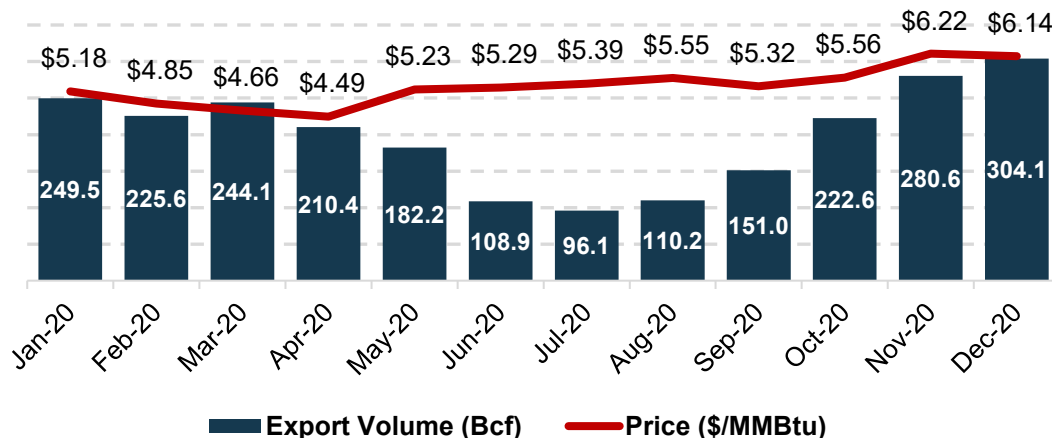
FTA Countries that Require National Treatment for Trade in Natural Gas -As of October 31, 2012, the United States has FTAs that require national treatment for trade in natural gas with Australia, Bahrain, Canada, Chile, Colombia, Dominican Republic, El Salvador, Guatemala, Honduras, Jordan, Mexico, Morocco, Nicaragua, Oman, Panama, Peru, Republic of Korea and Singapore. Panama is the most recent country with which the United States has entered into a FTA that requires national treatment for trade in natural gas, effective October 31, 2012. Not all countries that have a FTA with the United States require national treatment for trade in natural gas (i.e. Costa Rica and Israel). A list of all countries with which the United States has a FTA can be found at: <http://www.ustr.gov/trade-agreements/free-trade-agreements>.

More information can be found on DOE's website - <https://energy.gov/fe/services/natural-gas-regulation/how-obtain-authorization-import-and-or-export-natural-gas-and-lng>

Totals may not equal sum of components because of independent rounding.

## 1f. Domestically-Produced LNG Delivered – Volume (Bcf) and Weighted Average price (\$/MMBtu) by Export Terminal per month

	Jan-20	Feb-20	Mar-20	Apr-20	May-20	Jun-20	Jul-20	Aug-20	Sep-20	Oct-20	Nov-20	Dec-20	Total
Sabine Pass, LA	114.3	98.0	98.0	91.7	77.6	26.9	30.2	29.3	61.7	88.3	101.4	109.4	926.9
	\$5.03	\$4.75	\$4.69	\$4.42	\$4.82	\$4.93	\$4.63	\$4.89	\$5.32	\$5.05	\$4.96	\$5.79	\$5.08
Cove Point, MD	20.5	20.2	23.6	16.7	20.1	21.0	20.2	17.0	17.1	10.6	23.4	20.4	230.9
	\$6.60	\$6.21	\$6.21	\$5.93	\$6.30	\$6.29	\$6.09	\$6.17	\$6.66	\$6.25	\$6.65	\$7.11	\$6.39
Corpus Christi, TX	40.6	41.2	41.6	34.3	23.5	8.5	10.6	17.1	37.5	44.1	45.0	51.8	395.7
	\$4.53	\$3.57	\$3.08	\$3.59	\$5.35	\$3.90	\$5.33	\$3.73	4.43	\$5.08	\$6.38	\$6.18	\$4.70
Cameron, LA	26.7	27.8	34.4	35.8	32.3	37.6	31.3	31.8	-	18.3	50.6	55.1	381.5
	\$5.93	\$6.42	\$5.41	\$5.35	\$5.87	\$5.52	\$6.15	\$6.88	-	\$9.40	\$6.87	\$6.60	\$6.30
Freeport, TX	41.4	38.5	46.5	31.9	28.7	14.9	3.7	11.3	31.0	53.8	53.7	58.5	414.0
	\$4.75	\$5.08	\$5.01	\$4.41	\$5.35	\$5.07	\$4.68	\$5.86	\$5.58	\$5.45	\$6.38	\$6.44	\$5.47
Elba Island, GA	6.1	-	-	-	-	-	-	3.7	3.7	7.5	6.5	8.9	36.3
	\$8.02	-	-	-	-	-	-	\$8.40	\$6.08	\$5.36	\$5.98	\$6.27	\$6.52
Total	249.5	225.6	244.1	210.4	182.2	108.9	96.1	110.2	151.0	222.8	280.6	304.1	2,385.4
	\$5.18	\$4.85	\$4.66	\$4.49	\$5.23	\$5.29	\$5.39	\$5.55	\$5.32	\$5.56	\$6.22	\$6.14	\$5.43



### Notes:

\*Beginning with July 2019 data, with the exception of some commissioning cargoes as indicated in Table 2(a), all average export cargo prices include liquefaction fees.

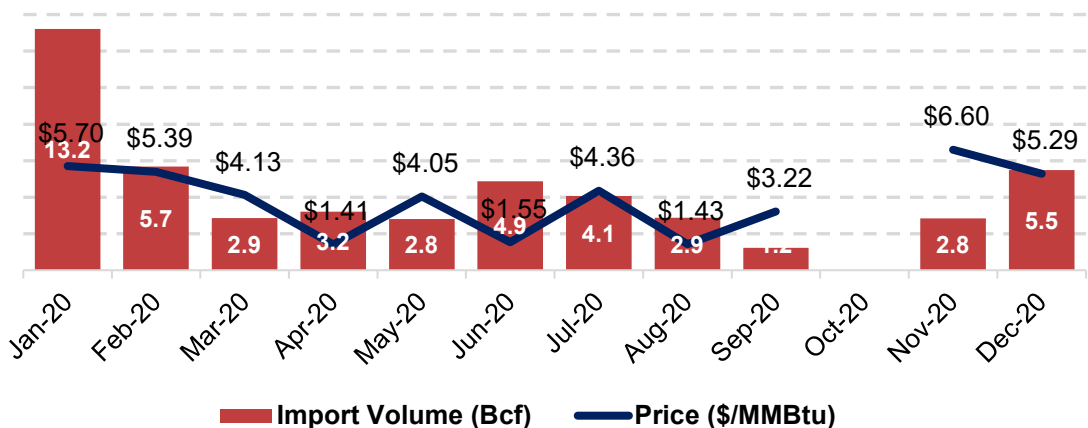
From January to June 2019, some cargoes at Sabine Pass and Corpus Christi do not include liquefaction fees. For further details, please see Tables 2a(i) and 2a(iii).

Does not include re-exports of previously-imported LNG. See table 2c for re-exports data.

Totals may not equal sum of components because of independent rounding.

### 1g(i). Vessel-Borne Imports of LNG – Volume (Bcf) and Weighted Average price (\$/MMBtu) by Import Terminal per month

	Jan-20	Feb-20	Mar-20	Apr-20	May-20	Jun-20	Jul-20	Aug-20	Sep-20	Oct-20	Nov-20	Dec-20	Total
Elba Island, GA	-	-	-	-	-	2.7	-	-	-	-	-	-	2.7
	-	-	-	-	-	\$1.77	-	-	-	-	-	-	\$1.77
Everett, MA	7.0	5.7	2.9	-	2.8	-	4.1	-	1.2	-	2.8	2.9	29.4
	\$6.13	\$5.39	\$4.13	-	\$4.05	-	\$4.36	-	\$3.22	-	\$6.60	\$6.53	\$5.31
Northeast Gateway, MA	-	-	-	-	-	-	-	-	-	-	-	-	-
	-	-	-	-	-	-	-	-	-	-	-	-	-
Cove Point, MD	6.2	-	-	3.2	-	2.2	-	2.9	-	-	-	2.6	21.2
	\$5.22	-	-	\$1.41	-	\$1.27	-	\$1.43	-	-	-	\$3.95	\$3.79
Total	13.2	5.7	2.9	3.2	2.8	4.9	4.1	2.9	1.2	-	2.8	5.5	49.2
	\$5.70	\$5.39	\$4.13	\$1.41	\$4.05	\$1.55	\$4.36	\$1.43	3.22	-	\$6.60	\$5.29	\$4.37



#### Notes:

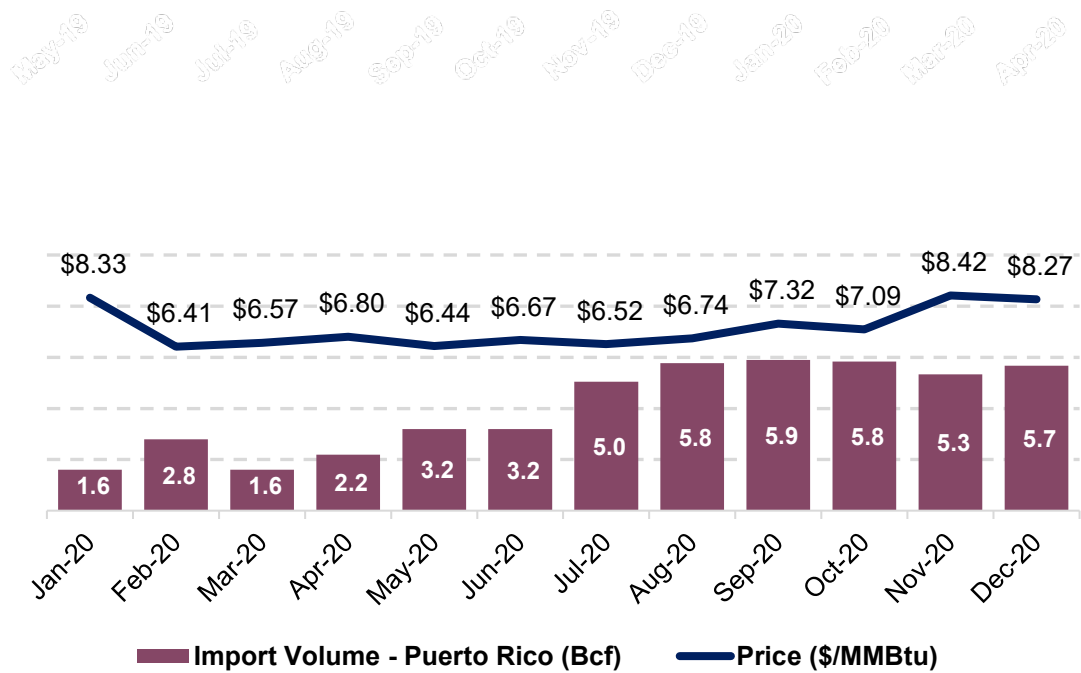
Import prices are landed and include the price of the LNG, the transportation cost to the U.S. terminal, and the cost of offloading the LNG. Landed prices do not include regasification fees.

Totals may not equal sum of components because of independent rounding.



### 1g(ii). Vessel-Borne Imports of LNG to Puerto Rico – Volume (Bcf) and Weighted Average price (\$/MMBtu) per month

	Jan-20	Feb-20	Mar-20	Apr-20	May-20	Jun-20	Jul-20	Aug-20	Sep-20	Oct-20	Nov-20	Dec-20	Total
<b>Puerto Rico</b>	1.6	2.8	1.6	2.2	3.2	3.2	5.0	5.8	5.9	5.8	5.3	5.7	<b>48.3</b>
	\$8.33	6.41	\$6.57	\$6.80	\$6.44	\$6.67	\$6.52	\$6.74	7.32	\$7.09	8.42	\$8.27	<b>\$7.20</b>



**Notes:**

Import prices are landed and include the price of the LNG, the transportation cost to the U.S. terminal, and the cost of offloading the LNG. Landed prices do not include regasification fees.

Totals may not equal sum of components because of independent rounding.

## 1h. Destination of Domestically-Produced LNG Delivered by Country and Region with Trade Agreement Status (February 2016 through December 2020)

Country of Destination	Region	FTA or nFTA	Type of FTA	Name of FTA
Argentina	Latin America and the Caribbean	nFTA		
Bahamas (ISO)	Latin America and the Caribbean	nFTA		
Bangladesh	South Asia	nFTA		
Barbados (ISO)	Latin America and the Caribbean	nFTA		
Belgium	Europe and Central Asia	nFTA		
Brazil	Latin America and the Caribbean	nFTA		
Chile	Latin America and the Caribbean	FTA	Bilateral	United States-Chile Free Trade Agreement
China	East Asia and Pacific	nFTA		
Colombia	Latin America and the Caribbean	FTA	Bilateral	United States- Colombia Trade Promotion Agreement
Croatia	Europe and Central Asia	nFTA		
Dominican Republic	Latin America and the Caribbean	FTA	Multilateral	CAFTA-DR
Egypt	Middle East and North Africa	nFTA		
France	Europe and Central Asia	nFTA		
Greece	Europe and Central Asia	nFTA		
Haiti	Latin America and the Caribbean	nFTA		
India	South Asia	nFTA		
Israel	Middle East and North Africa	FTA	Bilateral	United States-Israel Free Trade Agreement
Italy	Europe and Central Asia	nFTA		
Jamaica	Latin America and the Caribbean	nFTA		
Japan	East Asia and Pacific	nFTA		
Jordan	Middle East and North Africa	FTA	Bilateral	United States-Jordan Free Trade Agreement
Kuwait	Middle East and North Africa	nFTA		
Lithuania	Europe and Central Asia	nFTA		
Malaysia	East Asia and Pacific	nFTA		
Malta <sup>1</sup>	Europe and Central Asia	nFTA		
Mexico <sup>2</sup>	Latin America and the Caribbean	FTA	Multilateral	USMCA - United States-Mexico-Canada Agreement <sup>3</sup>
Netherlands	Europe and Central Asia	nFTA		
Pakistan	South Asia	nFTA		
Panama	Latin America and the Caribbean	FTA	Bilateral	U.S.- Panama Trade Promotion Agreement
Poland	Europe and Central Asia	nFTA		
Portugal	Europe and Central Asia	nFTA		
Singapore	East Asia and Pacific	FTA	Bilateral	Singapore FTA
South Korea	East Asia and Pacific	FTA	Bilateral	KORUS - U.S.-Korea Free Trade Agreement
Spain	Europe and Central Asia	nFTA		
Taiwan	East Asia and Pacific	nFTA		
Thailand	East Asia and Pacific	nFTA		
Turkey	Europe and Central Asia	nFTA		
United Arab Emirates	Middle East and North Africa	nFTA		
United Kingdom	Europe and Central Asia	nFTA		

Source: Office of the United States Trade Representative and the World Bank

<sup>1</sup>For classification purposes, Malta is included in the Europe and Central Asia region.

<sup>2</sup>For classification purposes, Mexico is included in the Latin America and the Caribbean region.

<sup>3</sup>USMCA entered into force on 1 July 2020. These data previously attributed to the North American Free Trade Agreement (NAFTA).

### VESSEL-BORNE EXPORTS OF DOMESTICALLY-PRODUCED LIQUEFIED NATURAL GAS (LNG)

Table 2a(i)

Date of Departure	Name of Exporter	Supplier	Docket Number	Docket Term	Country of Destination	Name of Tanker	Departure Terminal	Volume (Mcf of Natural Gas)	Notes
1/1/2020	Sabine Pass Liquefaction, LLC	Sabine Pass Liquefaction, LLC	2010-111-LNG	Long-Term	Turkey	Rias Baixas Knutsen	Sabine Pass, Louisiana	3,772,695	
1/2/2020	Sabine Pass Liquefaction, LLC	Sabine Pass Liquefaction, LLC	2010-111-LNG	Long-Term	Japan	Marvel Hawk	Sabine Pass, Louisiana	3,629,444	
1/3/2020	Sabine Pass Liquefaction, LLC	Sabine Pass Liquefaction, LLC	2010-111-LNG	Long-Term	United Kingdom	Gaslog Genoa	Sabine Pass, Louisiana	3,261,570	
1/4/2020	Sabine Pass Liquefaction, LLC	Sabine Pass Liquefaction, LLC	2010-111-LNG	Long-Term	United Kingdom	Maran Gas Sparta	Sabine Pass, Louisiana	3,432,111	
1/4/2020	Sabine Pass Liquefaction, LLC	Sabine Pass Liquefaction, LLC	2010-85-LNG	Long-Term	South Korea	Golar Snow	Sabine Pass, Louisiana	3,265,074	
1/5/2020	Sabine Pass Liquefaction, LLC	Sabine Pass Liquefaction, LLC	2013-121-LNG	Long-Term	South Korea	Seri Balhaf	Sabine Pass, Louisiana	3,283,515	
1/6/2020	Sabine Pass Liquefaction, LLC	Sabine Pass Liquefaction, LLC	2010-111-LNG	Long-Term	United Kingdom	Hoegh Giant	Sabine Pass, Louisiana	3,355,999	
1/7/2020	Sabine Pass Liquefaction, LLC	Sabine Pass Liquefaction, LLC	2010-111-LNG	Long-Term	United Kingdom	Maran Gas Alexandria	Sabine Pass, Louisiana	3,426,065	
1/8/2020	Sabine Pass Liquefaction, LLC	Sabine Pass Liquefaction, LLC	2010-111-LNG	Long-Term	Italy	Neo Energy	Sabine Pass, Louisiana	3,033,696	
1/8/2020	Sabine Pass Liquefaction, LLC	Sabine Pass Liquefaction, LLC	2010-111-LNG	Long-Term	Turkey	Gaslog Santiago	Sabine Pass, Louisiana	3,265,292	
1/9/2020	Sabine Pass Liquefaction, LLC	Sabine Pass Liquefaction, LLC	2013-121-LNG	Long-Term	Chile	Castillo De Merida	Sabine Pass, Louisiana	2,819,594	[*]
1/9/2020	Sabine Pass Liquefaction, LLC	Sabine Pass Liquefaction, LLC	2013-121-LNG	Long-Term	Colombia	Castillo De Merida	Sabine Pass, Louisiana	524,808	[*]
1/10/2020	Sabine Pass Liquefaction, LLC	Sabine Pass Liquefaction, LLC	2013-30-LNG	Long-Term	Japan	Stena Clear Sky	Sabine Pass, Louisiana	3,322,205	
1/11/2020	Sabine Pass Liquefaction, LLC	Sabine Pass Liquefaction, LLC	2010-85-LNG	Long-Term	South Korea	SK Audace	Sabine Pass, Louisiana	3,565,140	
1/11/2020	Sabine Pass Liquefaction, LLC	Sabine Pass Liquefaction, LLC	2013-121-LNG	Long-Term	Taiwan	Cadiz Knutsen	Sabine Pass, Louisiana	2,940,811	
1/12/2020	Sabine Pass Liquefaction, LLC	Sabine Pass Liquefaction, LLC	2010-85-LNG	Long-Term	South Korea	Gaslog Salem	Sabine Pass, Louisiana	3,259,499	
1/13/2020	Sabine Pass Liquefaction, LLC	Sabine Pass Liquefaction, LLC	2010-111-LNG	Long-Term	Turkey	Gaslog Glasgow	Sabine Pass, Louisiana	3,546,951	
1/16/2020	Sabine Pass Liquefaction, LLC	Sabine Pass Liquefaction, LLC	2010-111-LNG	Long-Term	United Kingdom	Maran Gas Apollonia	Sabine Pass, Louisiana	3,437,984	
1/17/2020	Sabine Pass Liquefaction, LLC	Sabine Pass Liquefaction, LLC	2013-42-LNG	Long-Term	Brazil	Singapore Energy	Sabine Pass, Louisiana	2,055,661	[*]
1/17/2020	Sabine Pass Liquefaction, LLC	Sabine Pass Liquefaction, LLC	2013-42-LNG	Long-Term	Jamaica	Singapore Energy	Sabine Pass, Louisiana	869,371	[*]
1/19/2020	Sabine Pass Liquefaction, LLC	Sabine Pass Liquefaction, LLC	2010-85-LNG	Long-Term	South Korea	Marvel Kite	Sabine Pass, Louisiana	3,713,342	
1/19/2020	Sabine Pass Liquefaction, LLC	Sabine Pass Liquefaction, LLC	2013-42-LNG	Long-Term	Turkey	Ribera del Duero Knutsen	Sabine Pass, Louisiana	2,879,271	
1/20/2020	Sabine Pass Liquefaction, LLC	Sabine Pass Liquefaction, LLC	2010-85-LNG	Long-Term	Chile	Trinity Arrow	Sabine Pass, Louisiana	3,267,763	
1/21/2020	Sabine Pass Liquefaction, LLC	Sabine Pass Liquefaction, LLC	2010-111-LNG	Long-Term	Greece	Maran Gas Ulysses	Sabine Pass, Louisiana	1,621,584	[*]
1/21/2020	Sabine Pass Liquefaction, LLC	Sabine Pass Liquefaction, LLC	2010-111-LNG	Long-Term	Malta	Maran Gas Ulysses	Sabine Pass, Louisiana	2,077,310	[*]
1/21/2020	Sabine Pass Liquefaction, LLC	Sabine Pass Liquefaction, LLC	2013-30-LNG	Long-Term	South Korea	SK Resolute	Sabine Pass, Louisiana	3,541,783	
1/23/2020	Sabine Pass Liquefaction, LLC	Sabine Pass Liquefaction, LLC	2010-85-LNG	Long-Term	South Korea	Maran Gas Achilles	Sabine Pass, Louisiana	3,678,822	
1/24/2020	Sabine Pass Liquefaction, LLC	Sabine Pass Liquefaction, LLC	2010-85-LNG	Long-Term	South Korea	Flex Rainbow	Sabine Pass, Louisiana	3,265,876	
1/25/2020	Sabine Pass Liquefaction, LLC	Sabine Pass Liquefaction, LLC	2010-111-LNG	Long-Term	Brazil	Clean Ocean	Sabine Pass, Louisiana	3,168,935	
1/25/2020	Sabine Pass Liquefaction, LLC	Sabine Pass Liquefaction, LLC	2010-85-LNG	Long-Term	South Korea	K Jasmine	Sabine Pass, Louisiana	3,069,368	
1/26/2020	Sabine Pass Liquefaction, LLC	Sabine Pass Liquefaction, LLC	2010-111-LNG	Long-Term	Turkey	Torben Spirit	Sabine Pass, Louisiana	3,401,781	
1/27/2020	Sabine Pass Liquefaction, LLC	Sabine Pass Liquefaction, LLC	2010-111-LNG	Long-Term	Japan	Marvel Falcon	Sabine Pass, Louisiana	3,687,404	
1/28/2020	Sabine Pass Liquefaction, LLC	Sabine Pass Liquefaction, LLC	2010-111-LNG	Long-Term	Bangladesh	Magdala	Sabine Pass, Louisiana	3,640,489	
1/29/2020	Sabine Pass Liquefaction, LLC	Sabine Pass Liquefaction, LLC	2010-85-LNG	Long-Term	Mexico	Methane Lydon Volney	Sabine Pass, Louisiana	3,074,570	
1/30/2020	Sabine Pass Liquefaction, LLC	Sabine Pass Liquefaction, LLC	2010-111-LNG	Long-Term	Greece	Gaslog Gibraltar	Sabine Pass, Louisiana	3,691,060	
1/31/2020	Sabine Pass Liquefaction, LLC	Sabine Pass Liquefaction, LLC	2010-111-LNG	Long-Term	Taiwan	Iberica Knutsen	Sabine Pass, Louisiana	2,741,785	
1/31/2020	Sabine Pass Liquefaction, LLC	Sabine Pass Liquefaction, LLC	2010-85-LNG	Long-Term	South Korea	SM Seahawk	Sabine Pass, Louisiana	3,694,088	
2/1/2020	Sabine Pass Liquefaction, LLC	Sabine Pass Liquefaction, LLC	2010-111-LNG	Long-Term	Spain	Rioja Knutsen	Sabine Pass, Louisiana	3,387,101	
2/2/2020	Sabine Pass Liquefaction, LLC	Sabine Pass Liquefaction, LLC	2010-111-LNG	Long-Term	Netherlands	Cool Explorer	Sabine Pass, Louisiana	3,413,241	
2/3/2020	Sabine Pass Liquefaction, LLC	Sabine Pass Liquefaction, LLC	2010-111-LNG	Long-Term	Italy	Maran Gas Delphi	Sabine Pass, Louisiana	3,343,363	
2/4/2020	Sabine Pass Liquefaction, LLC	Sabine Pass Liquefaction, LLC	2010-111-LNG	Long-Term	France	Gaslog Genoa	Sabine Pass, Louisiana	3,692,382	
2/5/2020	Sabine Pass Liquefaction, LLC	Sabine Pass Liquefaction, LLC	2013-30-LNG	Long-Term	Chile	Gaslog Hong Kong	Sabine Pass, Louisiana	3,510,834	
2/6/2020	Sabine Pass Liquefaction, LLC	Sabine Pass Liquefaction, LLC	2010-111-LNG	Long-Term	United Kingdom	Madrid Spirit	Sabine Pass, Louisiana	1,910,473	
2/6/2020	Sabine Pass Liquefaction, LLC	Sabine Pass Liquefaction, LLC	2010-85-LNG	Long-Term	Colombia	Madrid Spirit	Sabine Pass, Louisiana	1,003,239	
2/7/2020	Sabine Pass Liquefaction, LLC	Sabine Pass Liquefaction, LLC	2010-85-LNG	Long-Term	South Korea	Hyundai Princepia	Sabine Pass, Louisiana	3,694,149	

[S] Spot – a one-time transaction for near-term delivery of a specific quantity of LNG at a specific location. Prior to 2006, spot cargos could be included in either long-term or short-term authorized types.

[\*] Split cargo – a single shipment of LNG where portions of the cargo have different transactional characteristics. For instance, a single cargo can have more than one buyer, supplier, price, unloading port, loading port, or DOE authorization.

[C] Commissioning cargo – pre-commercial cargo loaded while export facility operations are still undergoing final testing and inspection. Commissioning cargos may occur multiple times for the same facility as individual LNG trains enter service.

[L] Liquefaction fees – liquefaction fees have been included in the cargo's price. Beginning with data for July 2019, all cargo prices include liquefaction fees, which include the full contract sales price under the relevant FOB LNG sale and purchase agreements. See Table 1(f) for a summary price per export facility per month.

Countries of destination are current as of publication date. Any updates to countries of destination reported will be published in the next scheduled *LNG Monthly*.

### VESSEL-BORNE EXPORTS OF DOMESTICALLY-PRODUCED LIQUEFIED NATURAL GAS (LNG)

Table 2a(i)

Date of Departure	Name of Exporter	Supplier	Docket Number	Docket Term	Country of Destination	Name of Tanker	Departure Terminal	Volume (Mcf of Natural Gas)	Notes
2/8/2020	Sabine Pass Liquefaction, LLC	Sabine Pass Liquefaction, LLC	2010-85-LNG	Long-Term	Chile	Pan Europe	Sabine Pass, Louisiana	3,661,964	
2/9/2020	Sabine Pass Liquefaction, LLC	Sabine Pass Liquefaction, LLC	2010-111-LNG	Long-Term	Turkey	Castillo De Merida	Sabine Pass, Louisiana	3,697,236	
2/10/2020	Sabine Pass Liquefaction, LLC	Sabine Pass Liquefaction, LLC	2010-111-LNG	Long-Term	Italy	Exemplar	Sabine Pass, Louisiana	3,198,275	
2/12/2020	Sabine Pass Liquefaction, LLC	Sabine Pass Liquefaction, LLC	2010-111-LNG	Long-Term	Netherlands	Oak Spirit	Sabine Pass, Louisiana	3,693,185	
2/13/2020	Sabine Pass Liquefaction, LLC	Sabine Pass Liquefaction, LLC	2010-85-LNG	Long-Term	Mexico	Neo Energy	Sabine Pass, Louisiana	3,167,226	
2/14/2020	Sabine Pass Liquefaction, LLC	Sabine Pass Liquefaction, LLC	2013-30-LNG	Long-Term	Turkey	British Sapphire	Sabine Pass, Louisiana	3,280,994	
2/14/2020	Sabine Pass Liquefaction, LLC	Sabine Pass Liquefaction, LLC	2013-42-LNG	Long-Term	Brazil	Gaslog Skagen	Sabine Pass, Louisiana	3,305,296	
2/15/2020	Sabine Pass Liquefaction, LLC	Sabine Pass Liquefaction, LLC	2010-111-LNG	Long-Term	Belgium	Gaslog Santiago	Sabine Pass, Louisiana	3,302,036	
2/16/2020	Sabine Pass Liquefaction, LLC	Sabine Pass Liquefaction, LLC	2010-111-LNG	Long-Term	France	Maran Gas Hector	Sabine Pass, Louisiana	3,501,850	
2/16/2020	Sabine Pass Liquefaction, LLC	Sabine Pass Liquefaction, LLC	2010-111-LNG	Long-Term	Portugal	Catalunya Spirit	Sabine Pass, Louisiana	2,936,902	
2/19/2020	Sabine Pass Liquefaction, LLC	Sabine Pass Liquefaction, LLC	2010-111-LNG	Long-Term	Taiwan	Rias Baixas Knutsen	Sabine Pass, Louisiana	3,794,682	
2/20/2020	Sabine Pass Liquefaction, LLC	Sabine Pass Liquefaction, LLC	2010-85-LNG	Long-Term	South Korea	SM Eagle	Sabine Pass, Louisiana	3,683,174	
2/20/2020	Sabine Pass Liquefaction, LLC	Sabine Pass Liquefaction, LLC	2010-85-LNG	Long-Term	South Korea	Hyundai Peacepica	Sabine Pass, Louisiana	3,693,305	
2/21/2020	Sabine Pass Liquefaction, LLC	Sabine Pass Liquefaction, LLC	2013-42-LNG	Long-Term	Jamaica	Maran Gas Mystras	Sabine Pass, Louisiana	2,913,560	
2/23/2020	Sabine Pass Liquefaction, LLC	Sabine Pass Liquefaction, LLC	2010-111-LNG	Long-Term	Belgium	Clean Ocean	Sabine Pass, Louisiana	3,157,138	
2/23/2020	Sabine Pass Liquefaction, LLC	Sabine Pass Liquefaction, LLC	2010-111-LNG	Long-Term	United Kingdom	Gaslog Shanghai	Sabine Pass, Louisiana	3,294,034	
2/24/2020	Sabine Pass Liquefaction, LLC	Sabine Pass Liquefaction, LLC	2010-85-LNG	Long-Term	Chile	Methane Becki Anne	Sabine Pass, Louisiana	3,557,833	
2/25/2020	Sabine Pass Liquefaction, LLC	Sabine Pass Liquefaction, LLC	2010-111-LNG	Long-Term	United Kingdom	K Mugungwha	Sabine Pass, Louisiana	3,220,834	
2/27/2020	Sabine Pass Liquefaction, LLC	Sabine Pass Liquefaction, LLC	2010-111-LNG	Long-Term	Italy	Golar Crystal	Sabine Pass, Louisiana	3,383,767	
2/27/2020	Sabine Pass Liquefaction, LLC	Sabine Pass Liquefaction, LLC	2010-111-LNG	Long-Term	Portugal	Ribera del Duero Knutsen	Sabine Pass, Louisiana	3,249,946	
2/28/2020	Sabine Pass Liquefaction, LLC	Sabine Pass Liquefaction, LLC	2013-30-LNG	Long-Term	Thailand	BW GDF Suez Brussels	Sabine Pass, Louisiana	3,434,629	
2/29/2020	Sabine Pass Liquefaction, LLC	Sabine Pass Liquefaction, LLC	2010-111-LNG	Long-Term	United Kingdom	Castillo de Villalba	Sabine Pass, Louisiana	2,925,102	
3/1/2020	Sabine Pass Liquefaction, LLC	Sabine Pass Liquefaction, LLC	2010-85-LNG	Long-Term	Singapore	Maran Gas Ulysses	Sabine Pass, Louisiana	3,615,080	
3/1/2020	Sabine Pass Liquefaction, LLC	Sabine Pass Liquefaction, LLC	2013-42-LNG	Long-Term	Spain	Gaslog Saratoga	Sabine Pass, Louisiana	3,059,451	
3/2/2020	Sabine Pass Liquefaction, LLC	Sabine Pass Liquefaction, LLC	2010-111-LNG	Long-Term	India	Rioja Knutsen	Sabine Pass, Louisiana	3,693,861	
3/5/2020	Sabine Pass Liquefaction, LLC	Sabine Pass Liquefaction, LLC	2010-111-LNG	Long-Term	United Kingdom	Golar Snow	Sabine Pass, Louisiana	3,273,586	
3/6/2020	Sabine Pass Liquefaction, LLC	Sabine Pass Liquefaction, LLC	2010-85-LNG	Long-Term	South Korea	Maran Gas Agamemnon	Sabine Pass, Louisiana	3,600,653	
3/6/2020	Sabine Pass Liquefaction, LLC	Sabine Pass Liquefaction, LLC	2013-30-LNG	Long-Term	Turkey	Golar Seal	Sabine Pass, Louisiana	3,307,537	
3/7/2020	Sabine Pass Liquefaction, LLC	Sabine Pass Liquefaction, LLC	2010-111-LNG	Long-Term	Netherlands	Maria Energy	Sabine Pass, Louisiana	3,585,839	
3/8/2020	Sabine Pass Liquefaction, LLC	Sabine Pass Liquefaction, LLC	2010-85-LNG	Long-Term	Chile	Castillo De Caldelas	Sabine Pass, Louisiana	3,215,774	
3/9/2020	Sabine Pass Liquefaction, LLC	Sabine Pass Liquefaction, LLC	2010-111-LNG	Long-Term	France	Methane Lydon Volney	Sabine Pass, Louisiana	2,903,479	
3/11/2020	Sabine Pass Liquefaction, LLC	Sabine Pass Liquefaction, LLC	2010-85-LNG	Long-Term	Mexico	Meridian Spirit	Sabine Pass, Louisiana	3,418,444	
3/15/2020	Sabine Pass Liquefaction, LLC	Sabine Pass Liquefaction, LLC	2013-42-LNG	Long-Term	Brazil	Gaslog Skagen	Sabine Pass, Louisiana	3,297,409	
3/16/2020	Sabine Pass Liquefaction, LLC	Sabine Pass Liquefaction, LLC	2010-111-LNG	Long-Term	Brazil	Castillo De Merida	Sabine Pass, Louisiana	3,593,276	
3/18/2020	Sabine Pass Liquefaction, LLC	Sabine Pass Liquefaction, LLC	2010-111-LNG	Long-Term	France	Cool Runner	Sabine Pass, Louisiana	3,389,949	
3/18/2020	Sabine Pass Liquefaction, LLC	Sabine Pass Liquefaction, LLC	2010-85-LNG	Long-Term	Singapore	Gaslog Genoa	Sabine Pass, Louisiana	3,696,882	
3/20/2020	Sabine Pass Liquefaction, LLC	Sabine Pass Liquefaction, LLC	2010-111-LNG	Long-Term	Greece	Maran Gas Hector	Sabine Pass, Louisiana	2,540,017	[*]
3/20/2020	Sabine Pass Liquefaction, LLC	Sabine Pass Liquefaction, LLC	2010-85-LNG	Long-Term	Panama	Maran Gas Hector	Sabine Pass, Louisiana	905,993	[*]
3/21/2020	Sabine Pass Liquefaction, LLC	Sabine Pass Liquefaction, LLC	2013-30-LNG	Long-Term	Netherlands	Gaslog Hong Kong	Sabine Pass, Louisiana	3,443,807	
3/22/2020	Sabine Pass Liquefaction, LLC	Sabine Pass Liquefaction, LLC	2010-85-LNG	Long-Term	South Korea	Golar Ice	Sabine Pass, Louisiana	3,247,240	
3/23/2020	Sabine Pass Liquefaction, LLC	Sabine Pass Liquefaction, LLC	2010-111-LNG	Long-Term	Spain	Neo Energy	Sabine Pass, Louisiana	3,145,727	
3/23/2020	Sabine Pass Liquefaction, LLC	Sabine Pass Liquefaction, LLC	2010-111-LNG	Long-Term	United Kingdom	BW Lilac	Sabine Pass, Louisiana	3,584,689	
3/24/2020	Sabine Pass Liquefaction, LLC	Sabine Pass Liquefaction, LLC	2010-85-LNG	Long-Term	South Korea	K Jasmine	Sabine Pass, Louisiana	3,070,395	
3/25/2020	Sabine Pass Liquefaction, LLC	Sabine Pass Liquefaction, LLC	2013-42-LNG	Long-Term	United Kingdom	Maran Gas Mystras	Sabine Pass, Louisiana	2,908,458	
3/26/2020	Sabine Pass Liquefaction, LLC	Sabine Pass Liquefaction, LLC	2010-111-LNG	Long-Term	China	Cool Explorer	Sabine Pass, Louisiana	3,408,332	

[S] Spot – a one-time transaction for near-term delivery of a specific quantity of LNG at a specific location. Prior to 2006, spot cargos could be included in either long-term or short-term authorized types.

[\*] Split cargo – a single shipment of LNG where portions of the cargo have different transactional characteristics. For instance, a single cargo can have more than one buyer, supplier, price, unloading port, loading port, or DOE authorization.

[C] Commissioning cargo – pre-commercial cargo loaded while export facility operations are still undergoing final testing and inspection. Commissioning cargos may occur multiple times for the same facility as individual LNG trains enter service.

[L] Liquefaction fees – liquefaction fees have been included in the cargo's price. Beginning with data for July 2019, all cargo prices include liquefaction fees, which include the full contract sales price under the relevant FOB LNG sale and purchase agreements. See Table 1(f) for a summary price per export facility per month.

Countries of destination are current as of publication date. Any updates to countries of destination reported will be published in the next scheduled *LNG Monthly*.

### VESSEL-BORNE EXPORTS OF DOMESTICALLY-PRODUCED LIQUEFIED NATURAL GAS (LNG)

Table 2a(i)

Date of Departure	Name of Exporter	Supplier	Docket Number	Docket Term	Country of Destination	Name of Tanker	Departure Terminal	Volume (Mcf of Natural Gas)	Notes
3/27/2020	Sabine Pass Liquefaction, LLC	Sabine Pass Liquefaction, LLC	2010-111-LNG	Long-Term	China	Hoegh Giant	Sabine Pass, Louisiana	3,488,317	
3/27/2020	Sabine Pass Liquefaction, LLC	Sabine Pass Liquefaction, LLC	2010-111-LNG	Long-Term	United Kingdom	K Mugungwha	Sabine Pass, Louisiana	3,218,526	
3/28/2020	Sabine Pass Liquefaction, LLC	Sabine Pass Liquefaction, LLC	2010-85-LNG	Long-Term	Mexico	Gaslog Gibraltar	Sabine Pass, Louisiana	3,618,861	
3/28/2020	Sabine Pass Liquefaction, LLC	Sabine Pass Liquefaction, LLC	2013-30-LNG	Long-Term	Turkey	Exemplar	Sabine Pass, Louisiana	3,181,703	
3/29/2020	Sabine Pass Liquefaction, LLC	Sabine Pass Liquefaction, LLC	2010-85-LNG	Long-Term	South Korea	SM Seahawk	Sabine Pass, Louisiana	3,681,092	
3/30/2020	Sabine Pass Liquefaction, LLC	Sabine Pass Liquefaction, LLC	2010-111-LNG	Long-Term	India	British Diamond	Sabine Pass, Louisiana	3,249,912	
3/31/2020	Sabine Pass Liquefaction, LLC	Sabine Pass Liquefaction, LLC	2010-111-LNG	Long-Term	Japan	Maran Gas Hydra	Sabine Pass, Louisiana	3,676,216	
4/1/2020	Sabine Pass Liquefaction, LLC	Sabine Pass Liquefaction, LLC	2010-111-LNG	Long-Term	Turkey	Hoegh Galleon	Sabine Pass, Louisiana	3,602,666	
4/2/2020	Sabine Pass Liquefaction, LLC	Sabine Pass Liquefaction, LLC	2010-85-LNG	Long-Term	South Korea	Gaslog Shanghai	Sabine Pass, Louisiana	3,247,959	
4/3/2020	Sabine Pass Liquefaction, LLC	Sabine Pass Liquefaction, LLC	2010-111-LNG	Long-Term	India	Torben Spirit	Sabine Pass, Louisiana	3,238,610	
4/4/2020	Sabine Pass Liquefaction, LLC	Sabine Pass Liquefaction, LLC	2010-111-LNG	Long-Term	Thailand	Gaslog Geneva	Sabine Pass, Louisiana	3,669,553	
4/5/2020	Sabine Pass Liquefaction, LLC	Sabine Pass Liquefaction, LLC	2013-121-LNG	Long-Term	France	Methane Lydon Volney	Sabine Pass, Louisiana	3,037,744	
4/7/2020	Sabine Pass Liquefaction, LLC	Sabine Pass Liquefaction, LLC	2013-30-LNG	Long-Term	Greece	Golar Seal	Sabine Pass, Louisiana	3,233,114	
4/9/2020	Sabine Pass Liquefaction, LLC	Sabine Pass Liquefaction, LLC	2010-85-LNG	Long-Term	Chile	Gaslog Seattle	Sabine Pass, Louisiana	3,275,576	
4/10/2020	Sabine Pass Liquefaction, LLC	Sabine Pass Liquefaction, LLC	2010-85-LNG	Long-Term	South Korea	Gaslog Saratoga	Sabine Pass, Louisiana	3,238,933	
4/11/2020	Sabine Pass Liquefaction, LLC	Sabine Pass Liquefaction, LLC	2010-85-LNG	Long-Term	Chile	Valencia Knutsen	Sabine Pass, Louisiana	3,352,640	
4/12/2020	Sabine Pass Liquefaction, LLC	Sabine Pass Liquefaction, LLC	2010-111-LNG	Long-Term	France	Maria Energy	Sabine Pass, Louisiana	3,514,046	
4/13/2020	Sabine Pass Liquefaction, LLC	Sabine Pass Liquefaction, LLC	2010-111-LNG	Long-Term	Poland	Gaslog Warsaw	Sabine Pass, Louisiana	3,523,038	
4/14/2020	Sabine Pass Liquefaction, LLC	Sabine Pass Liquefaction, LLC	2010-111-LNG	Long-Term	Turkey	Castillo De Merida	Sabine Pass, Louisiana	3,493,041	
4/15/2020	Sabine Pass Liquefaction, LLC	Sabine Pass Liquefaction, LLC	2013-42-LNG	Long-Term	Jamaica	Gaslog Skagen	Sabine Pass, Louisiana	2,865,423	
4/16/2020	Sabine Pass Liquefaction, LLC	Sabine Pass Liquefaction, LLC	2010-85-LNG	Long-Term	South Korea	Hyundai Peacepia	Sabine Pass, Louisiana	3,693,089	
4/17/2020	Sabine Pass Liquefaction, LLC	Sabine Pass Liquefaction, LLC	2019-133-LNG	Short-Term	China	Golar Tundra	Sabine Pass, Louisiana	3,573,228	
4/18/2020	Sabine Pass Liquefaction, LLC	Sabine Pass Liquefaction, LLC	2013-30-LNG	Long-Term	Turkey	SCF La Perouse	Sabine Pass, Louisiana	3,661,097	
4/19/2020	Sabine Pass Liquefaction, LLC	Sabine Pass Liquefaction, LLC	2010-85-LNG	Long-Term	South Korea	Gaslog Hong Kong	Sabine Pass, Louisiana	3,484,530	
4/21/2020	Sabine Pass Liquefaction, LLC	Sabine Pass Liquefaction, LLC	2010-85-LNG	Long-Term	Chile	Macoma	Sabine Pass, Louisiana	3,667,243	
4/22/2020	Sabine Pass Liquefaction, LLC	Sabine Pass Liquefaction, LLC	2010-111-LNG	Long-Term	China	BW Lilac	Sabine Pass, Louisiana	3,242,214	
4/22/2020	Sabine Pass Liquefaction, LLC	Sabine Pass Liquefaction, LLC	2010-111-LNG	Long-Term	India	Gaslog Gibraltar	Sabine Pass, Louisiana	3,681,648	
4/23/2020	Sabine Pass Liquefaction, LLC	Sabine Pass Liquefaction, LLC	2013-121-LNG	Long-Term	South Korea	SM Eagle	Sabine Pass, Louisiana	3,672,544	
4/24/2020	Sabine Pass Liquefaction, LLC	Sabine Pass Liquefaction, LLC	2013-42-LNG	Long-Term	Jamaica	Golar Arctic	Sabine Pass, Louisiana	2,904,374	
4/25/2020	Sabine Pass Liquefaction, LLC	Sabine Pass Liquefaction, LLC	2010-111-LNG	Long-Term	Netherlands	Magellan Spirit	Sabine Pass, Louisiana	3,244,097	
4/26/2020	Sabine Pass Liquefaction, LLC	Sabine Pass Liquefaction, LLC	2010-111-LNG	Long-Term	India	Maran Gas Posidonia	Sabine Pass, Louisiana	3,416,582	
4/26/2020	Sabine Pass Liquefaction, LLC	Sabine Pass Liquefaction, LLC	2010-111-LNG	Long-Term	Kuwait	Wilforce	Sabine Pass, Louisiana	3,296,927	
4/28/2020	Sabine Pass Liquefaction, LLC	Sabine Pass Liquefaction, LLC	2010-85-LNG	Long-Term	South Korea	K Mugungwha	Sabine Pass, Louisiana	3,220,958	
4/30/2020	Sabine Pass Liquefaction, LLC	Sabine Pass Liquefaction, LLC	2010-111-LNG	Long-Term	Thailand	Pan Europe	Sabine Pass, Louisiana	3,681,823	
5/1/2020	Sabine Pass Liquefaction, LLC	Sabine Pass Liquefaction, LLC	2013-30-LNG	Long-Term	Greece	BW GDF Suez Brussels	Sabine Pass, Louisiana	3,430,490	
5/2/2020	Sabine Pass Liquefaction, LLC	Sabine Pass Liquefaction, LLC	2010-85-LNG	Long-Term	Chile	La Mancha Knutsen	Sabine Pass, Louisiana	3,723,114	
5/3/2020	Sabine Pass Liquefaction, LLC	Sabine Pass Liquefaction, LLC	2010-111-LNG	Long-Term	Thailand	Pan Africa	Sabine Pass, Louisiana	3,564,485	
5/5/2020	Sabine Pass Liquefaction, LLC	Sabine Pass Liquefaction, LLC	2010-111-LNG	Long-Term	Italy	Gaslog Salem	Sabine Pass, Louisiana	3,241,104	
5/5/2020	Sabine Pass Liquefaction, LLC	Sabine Pass Liquefaction, LLC	2010-111-LNG	Long-Term	Spain	Maran Gas Troy	Sabine Pass, Louisiana	3,326,515	
5/7/2020	Sabine Pass Liquefaction, LLC	Sabine Pass Liquefaction, LLC	2010-111-LNG	Long-Term	Argentina	Gaslog Santiago	Sabine Pass, Louisiana	2,267,616	[*]
5/7/2020	Sabine Pass Liquefaction, LLC	Sabine Pass Liquefaction, LLC	2010-111-LNG	Long-Term	Spain	Gaslog Santiago	Sabine Pass, Louisiana	971,768	[*]
5/7/2020	Sabine Pass Liquefaction, LLC	Sabine Pass Liquefaction, LLC	2013-42-LNG	Long-Term	Lithuania	Energy Liberty	Sabine Pass, Louisiana	3,473,212	
5/9/2020	Sabine Pass Liquefaction, LLC	Sabine Pass Liquefaction, LLC	2013-30-LNG	Long-Term	Argentina	La Seine	Sabine Pass, Louisiana	2,095,765	[*]
5/9/2020	Sabine Pass Liquefaction, LLC	Sabine Pass Liquefaction, LLC	2013-30-LNG	Long-Term	Belgium	La Seine	Sabine Pass, Louisiana	1,348,306	[*]
5/10/2020	Sabine Pass Liquefaction, LLC	Sabine Pass Liquefaction, LLC	2010-111-LNG	Long-Term	Poland	Methane Lydon Volney	Sabine Pass, Louisiana	2,897,173	

[S] Spot – a one-time transaction for near-term delivery of a specific quantity of LNG at a specific location. Prior to 2006, spot cargos could be included in either long-term or short-term authorized types.

[\*] Split cargo – a single shipment of LNG where portions of the cargo have different transactional characteristics. For instance, a single cargo can have more than one buyer, supplier, price, unloading port, loading port, or DOE authorization.

[C] Commissioning cargo – pre-commercial cargo loaded while export facility operations are still undergoing final testing and inspection. Commissioning cargos may occur multiple times for the same facility as individual LNG trains enter service.

[L] Liquefaction fees – liquefaction fees have been included in the cargo's price. Beginning with data for July 2019, all cargo prices include liquefaction fees, which include the full contract sales price under the relevant FOB LNG sale and purchase agreements. See Table 1(f) for a summary price per export facility per month.

Countries of destination are current as of publication date. Any updates to countries of destination reported will be published in the next scheduled *LNG Monthly*.

### VESSEL-BORNE EXPORTS OF DOMESTICALLY-PRODUCED LIQUEFIED NATURAL GAS (LNG)

Table 2a(i)

Date of Departure	Name of Exporter	Supplier	Docket Number	Docket Term	Country of Destination	Name of Tanker	Departure Terminal	Volume (Mcf of Natural Gas)	Notes
5/11/2020	Sabine Pass Liquefaction, LLC	Sabine Pass Liquefaction, LLC	2010-85-LNG	Long-Term	Chile	Myrina	Sabine Pass, Louisiana	3,673,929	
5/12/2020	Sabine Pass Liquefaction, LLC	Sabine Pass Liquefaction, LLC	2010-85-LNG	Long-Term	South Korea	Hyundai Princepia	Sabine Pass, Louisiana	3,710,898	
5/15/2020	Sabine Pass Liquefaction, LLC	Sabine Pass Liquefaction, LLC	2010-111-LNG	Long-Term	Spain	Hoegh Galleon	Sabine Pass, Louisiana	3,241,504	
5/16/2020	Sabine Pass Liquefaction, LLC	Sabine Pass Liquefaction, LLC	2010-111-LNG	Long-Term	India	Gaslog Greece	Sabine Pass, Louisiana	3,676,904	
5/18/2020	Sabine Pass Liquefaction, LLC	Sabine Pass Liquefaction, LLC	2010-111-LNG	Long-Term	Spain	Velikiy Novgorod	Sabine Pass, Louisiana	3,052,187	
5/20/2020	Sabine Pass Liquefaction, LLC	Sabine Pass Liquefaction, LLC	2013-42-LNG	Long-Term	France	Gaslog Skagen	Sabine Pass, Louisiana	2,902,787	
5/22/2020	Sabine Pass Liquefaction, LLC	Sabine Pass Liquefaction, LLC	2010-85-LNG	Long-Term	South Korea	Creole Spirit	Sabine Pass, Louisiana	3,663,335	
5/23/2020	Sabine Pass Liquefaction, LLC	Sabine Pass Liquefaction, LLC	2013-30-LNG	Long-Term	Japan	LNG Jurojin	Sabine Pass, Louisiana	3,221,860	
5/25/2020	Sabine Pass Liquefaction, LLC	Sabine Pass Liquefaction, LLC	2010-111-LNG	Long-Term	Italy	Exemplar	Sabine Pass, Louisiana	3,211,007	
5/26/2020	Sabine Pass Liquefaction, LLC	Sabine Pass Liquefaction, LLC	2010-85-LNG	Long-Term	Jordan	Marvel Pelican	Sabine Pass, Louisiana	3,294,379	
5/27/2020	Sabine Pass Liquefaction, LLC	Sabine Pass Liquefaction, LLC	2010-85-LNG	Long-Term	South Korea	K Jasmine	Sabine Pass, Louisiana	3,086,825	
5/28/2020	Sabine Pass Liquefaction, LLC	Sabine Pass Liquefaction, LLC	2010-111-LNG	Long-Term	Spain	Marvel Hawk	Sabine Pass, Louisiana	3,425,857	
5/30/2020	Sabine Pass Liquefaction, LLC	Sabine Pass Liquefaction, LLC	2010-111-LNG	Long-Term	China	Castillo de Santisteban	Sabine Pass, Louisiana	3,659,721	
5/31/2020	Sabine Pass Liquefaction, LLC	Sabine Pass Liquefaction, LLC	2010-111-LNG	Long-Term	United Arab Emirates	BW Tulip	Sabine Pass, Louisiana	3,474,413	
6/3/2020	Sabine Pass Liquefaction, LLC	Sabine Pass Liquefaction, LLC	2010-85-LNG	Long-Term	South Korea	Gaslog Salem	Sabine Pass, Louisiana	3,277,492	
6/5/2020	Sabine Pass Liquefaction, LLC	Sabine Pass Liquefaction, LLC	2013-42-LNG	Long-Term	Lithuania	Arctic Princess	Sabine Pass, Louisiana	3,049,480	
6/6/2020	Sabine Pass Liquefaction, LLC	Sabine Pass Liquefaction, LLC	2010-111-LNG	Long-Term	Spain	La Mancha Knutsen	Sabine Pass, Louisiana	3,570,013	
6/12/2020	Sabine Pass Liquefaction, LLC	Sabine Pass Liquefaction, LLC	2010-85-LNG	Long-Term	South Korea	Hyundai Ecopia	Sabine Pass, Louisiana	3,187,235	
6/19/2020	Sabine Pass Liquefaction, LLC	Sabine Pass Liquefaction, LLC	2010-111-LNG	Long-Term	Italy	Cool Runner	Sabine Pass, Louisiana	3,201,594	
6/21/2020	Sabine Pass Liquefaction, LLC	Sabine Pass Liquefaction, LLC	2010-85-LNG	Long-Term	South Korea	SM Eagle	Sabine Pass, Louisiana	3,691,145	
6/27/2020	Sabine Pass Liquefaction, LLC	Sabine Pass Liquefaction, LLC	2010-85-LNG	Long-Term	South Korea	SM Seahawk	Sabine Pass, Louisiana	3,708,554	
6/29/2020	Sabine Pass Liquefaction, LLC	Sabine Pass Liquefaction, LLC	2010-85-LNG	Long-Term	South Korea	K Mugungwha	Sabine Pass, Louisiana	3,224,354	
7/1/2020	Sabine Pass Liquefaction, LLC	Sabine Pass Liquefaction, LLC	2010-111-LNG	Long-Term	India	Maran Gas Psara	Sabine Pass, Louisiana	590,712	[*]
7/1/2020	Sabine Pass Liquefaction, LLC	Sabine Pass Liquefaction, LLC	2013-121-LNG	Long-Term	India	Maran Gas Psara	Sabine Pass, Louisiana	3,072,724	[*]
7/2/2020	Sabine Pass Liquefaction, LLC	Sabine Pass Liquefaction, LLC	2010-111-LNG	Long-Term	Spain	Gaslog Santiago	Sabine Pass, Louisiana	3,257,505	
7/8/2020	Sabine Pass Liquefaction, LLC	Sabine Pass Liquefaction, LLC	2010-111-LNG	Long-Term	Spain	Golar Snow	Sabine Pass, Louisiana	3,114,792	
7/8/2020	Sabine Pass Liquefaction, LLC	Sabine Pass Liquefaction, LLC	2010-111-LNG	Long-Term	Spain	Golar Snow	Sabine Pass, Louisiana	282,084	
7/11/2020	Sabine Pass Liquefaction, LLC	Sabine Pass Liquefaction, LLC	2013-42-LNG	Long-Term	United Kingdom	Cadiz Knutsen	Sabine Pass, Louisiana	2,908,452	
7/13/2020	Sabine Pass Liquefaction, LLC	Sabine Pass Liquefaction, LLC	2010-85-LNG	Long-Term	South Korea	Hyundai Peacepia	Sabine Pass, Louisiana	3,716,311	
7/16/2020	Sabine Pass Liquefaction, LLC	Sabine Pass Liquefaction, LLC	2010-85-LNG	Long-Term	South Korea	Hyundai Princepia	Sabine Pass, Louisiana	3,693,299	
7/20/2020	Sabine Pass Liquefaction, LLC	Sabine Pass Liquefaction, LLC	2010-111-LNG	Long-Term	Thailand	Seri Balhaf	Sabine Pass, Louisiana	3,253,553	
7/27/2020	Sabine Pass Liquefaction, LLC	Sabine Pass Liquefaction, LLC	2010-85-LNG	Long-Term	South Korea	K Jasmine	Sabine Pass, Louisiana	3,082,800	
7/31/2020	Sabine Pass Liquefaction, LLC	Sabine Pass Liquefaction, LLC	2010-111-LNG	Long-Term	Netherlands	La Mancha Knutsen	Sabine Pass, Louisiana	3,258,099	
8/2/2020	Sabine Pass Liquefaction, LLC	Sabine Pass Liquefaction, LLC	2010-85-LNG	Long-Term	South Korea	Gaslog Santiago	Sabine Pass, Louisiana	3,267,403	
8/5/2020	Sabine Pass Liquefaction, LLC	Sabine Pass Liquefaction, LLC	2010-111-LNG	Long-Term	China	Gaslog Saratoga	Sabine Pass, Louisiana	3,273,884	
8/11/2020	Sabine Pass Liquefaction, LLC	Sabine Pass Liquefaction, LLC	2010-85-LNG	Long-Term	South Korea	Hyundai Ecopia	Sabine Pass, Louisiana	3,154,870	
8/13/2020	Sabine Pass Liquefaction, LLC	Sabine Pass Liquefaction, LLC	2010-85-LNG	Long-Term	Mexico	Magdala	Sabine Pass, Louisiana	2,955,583	[*]
8/13/2020	Sabine Pass Liquefaction, LLC	Sabine Pass Liquefaction, LLC	2019-133-LNG	Short-Term	Mexico	Magdala	Sabine Pass, Louisiana	745,060	[*]
8/15/2020	Sabine Pass Liquefaction, LLC	Sabine Pass Liquefaction, LLC	2010-85-LNG	Long-Term	South Korea	Flex Ranger	Sabine Pass, Louisiana	3,689,431	
8/18/2020	Sabine Pass Liquefaction, LLC	Sabine Pass Liquefaction, LLC	2013-121-LNG	Long-Term	Argentina	Fuji LNG	Sabine Pass, Louisiana	2,249,277	
8/19/2020	Sabine Pass Liquefaction, LLC	Sabine Pass Liquefaction, LLC	2010-111-LNG	Long-Term	Italy	Gaslog Sydney	Sabine Pass, Louisiana	3,276,903	
8/21/2020	Sabine Pass Liquefaction, LLC	Sabine Pass Liquefaction, LLC	2010-111-LNG	Long-Term	Israel	Exemplar	Sabine Pass, Louisiana	3,001,392	
8/23/2020	Sabine Pass Liquefaction, LLC	Sabine Pass Liquefaction, LLC	2010-85-LNG	Long-Term	South Korea	SM Eagle	Sabine Pass, Louisiana	3,702,376	
9/11/2020	Sabine Pass Liquefaction, LLC	Sabine Pass Liquefaction, LLC	2010-111-LNG	Long-Term	Spain	Hoegh Gannet	Sabine Pass, Louisiana	3,274,119	
9/12/2020	Sabine Pass Liquefaction, LLC	Sabine Pass Liquefaction, LLC	2010-111-LNG	Long-Term	Spain	LNG Schneeweisschen	Sabine Pass, Louisiana	3,704,399	

[S] Spot – a one-time transaction for near-term delivery of a specific quantity of LNG at a specific location. Prior to 2006, spot cargos could be included in either long-term or short-term authorized types.

[\*] Split cargo – a single shipment of LNG where portions of the cargo have different transactional characteristics. For instance, a single cargo can have more than one buyer, supplier, price, unloading port, loading port, or DOE authorization.

[C] Commissioning cargo – pre-commercial cargo loaded while export facility operations are still undergoing final testing and inspection. Commissioning cargos may occur multiple times for the same facility as individual LNG trains enter service.

[L] Liquefaction fees – liquefaction fees have been included in the cargo's price. Beginning with data for July 2019, all cargo prices include liquefaction fees, which include the full contract sales price under the relevant FOB LNG sale and purchase agreements. See Table 1(f) for a summary price per export facility per month.

Countries of destination are current as of publication date. Any updates to countries of destination reported will be published in the next scheduled *LNG Monthly*.

### VESSEL-BORNE EXPORTS OF DOMESTICALLY-PRODUCED LIQUEFIED NATURAL GAS (LNG)

Table 2a(i)

Date of Departure	Name of Exporter	Supplier	Docket Number	Docket Term	Country of Destination	Name of Tanker	Departure Terminal	Volume (Mcf of Natural Gas)	Notes
9/13/2020	Sabine Pass Liquefaction, LLC	Sabine Pass Liquefaction, LLC	2010-111-LNG	Long-Term	Pakistan	Golar Ice	Sabine Pass, Louisiana	3,277,252	
9/13/2020	Sabine Pass Liquefaction, LLC	Sabine Pass Liquefaction, LLC	2013-121-LNG	Long-Term	South Korea	Hyundai Peacepia	Sabine Pass, Louisiana	3,691,229	
9/14/2020	Sabine Pass Liquefaction, LLC	Sabine Pass Liquefaction, LLC	2010-85-LNG	Long-Term	South Korea	Hyundai Princepia	Sabine Pass, Louisiana	3,696,066	
9/16/2020	Sabine Pass Liquefaction, LLC	Sabine Pass Liquefaction, LLC	2010-111-LNG	Long-Term	Taiwan	Excalibur	Sabine Pass, Louisiana	2,935,634	
9/17/2020	Sabine Pass Liquefaction, LLC	Sabine Pass Liquefaction, LLC	2010-111-LNG	Long-Term	Turkey	Oak Spirit	Sabine Pass, Louisiana	3,610,677	
9/18/2020	Sabine Pass Liquefaction, LLC	Sabine Pass Liquefaction, LLC	2013-121-LNG	Long-Term	Pakistan	Energy Atlantic	Sabine Pass, Louisiana	3,276,531	
9/19/2020	Sabine Pass Liquefaction, LLC	Sabine Pass Liquefaction, LLC	2010-111-LNG	Long-Term	Spain	Maria Energy	Sabine Pass, Louisiana	3,387,687	
9/22/2020	Sabine Pass Liquefaction, LLC	Sabine Pass Liquefaction, LLC	2010-85-LNG	Long-Term	South Korea	Bonito LNG	Sabine Pass, Louisiana	3,558,171	
9/24/2020	Sabine Pass Liquefaction, LLC	Sabine Pass Liquefaction, LLC	2010-111-LNG	Long-Term	India	Gaslog Sydney	Sabine Pass, Louisiana	3,277,226	
9/24/2020	Sabine Pass Liquefaction, LLC	Sabine Pass Liquefaction, LLC	2010-85-LNG	Long-Term	Mexico	Trinity Glory	Sabine Pass, Louisiana	3,284,610	
9/25/2020	Sabine Pass Liquefaction, LLC	Sabine Pass Liquefaction, LLC	2013-121-LNG	Long-Term	Kuwait	Rioja Knutsen	Sabine Pass, Louisiana	3,507,526	
9/26/2020	Sabine Pass Liquefaction, LLC	Sabine Pass Liquefaction, LLC	2010-85-LNG	Long-Term	South Korea	GasLog Westminster	Sabine Pass, Louisiana	3,786,227	
9/27/2020	Sabine Pass Liquefaction, LLC	Sabine Pass Liquefaction, LLC	2010-111-LNG	Long-Term	Netherlands	Rias Baixas Knutsen	Sabine Pass, Louisiana	3,439,647	
9/28/2020	Sabine Pass Liquefaction, LLC	Sabine Pass Liquefaction, LLC	2010-85-LNG	Long-Term	Chile	Flex Artemis	Sabine Pass, Louisiana	3,276,714	
9/28/2020	Sabine Pass Liquefaction, LLC	Sabine Pass Liquefaction, LLC	2010-85-LNG	Long-Term	Jordan	Pan Asia	Sabine Pass, Louisiana	3,577,640	
9/30/2020	Sabine Pass Liquefaction, LLC	Sabine Pass Liquefaction, LLC	2013-121-LNG	Long-Term	Taiwan	Fuji LNG	Sabine Pass, Louisiana	3,112,925	
10/2/2020	Sabine Pass Liquefaction, LLC	Sabine Pass Liquefaction, LLC	2010-111-LNG	Long-Term	Japan	Hoegh Gallant	Sabine Pass, Louisiana	3,484,208	
10/3/2020	Sabine Pass Liquefaction, LLC	Sabine Pass Liquefaction, LLC	2010-111-LNG	Long-Term	China	La Seine	Sabine Pass, Louisiana	3,615,396	
10/3/2020	Sabine Pass Liquefaction, LLC	Sabine Pass Liquefaction, LLC	2010-85-LNG	Long-Term	Chile	Maran Gas Sparta	Sabine Pass, Louisiana	3,435,999	
10/5/2020	Sabine Pass Liquefaction, LLC	Sabine Pass Liquefaction, LLC	2010-111-LNG	Long-Term	China	Gaslog Warsaw	Sabine Pass, Louisiana	3,599,531	
10/5/2020	Sabine Pass Liquefaction, LLC	Sabine Pass Liquefaction, LLC	2010-111-LNG	Long-Term	Pakistan	Seri Balhaf	Sabine Pass, Louisiana	3,231,103	
10/6/2020	Sabine Pass Liquefaction, LLC	Sabine Pass Liquefaction, LLC	2010-111-LNG	Long-Term	Netherlands	Ribera del Duero Knutsen	Sabine Pass, Louisiana	3,603,443	
10/8/2020	Sabine Pass Liquefaction, LLC	Sabine Pass Liquefaction, LLC	2010-111-LNG	Long-Term	China	Pearl LNG	Sabine Pass, Louisiana	3,687,246	
10/12/2020	Sabine Pass Liquefaction, LLC	Sabine Pass Liquefaction, LLC	2013-121-LNG	Long-Term	Spain	Torben Spirit	Sabine Pass, Louisiana	3,367,004	
10/13/2020	Sabine Pass Liquefaction, LLC	Sabine Pass Liquefaction, LLC	2010-111-LNG	Long-Term	Poland	Neo Energy	Sabine Pass, Louisiana	2,922,612	[*]
10/13/2020	Sabine Pass Liquefaction, LLC	Sabine Pass Liquefaction, LLC	2013-121-LNG	Long-Term	Poland	Neo Energy	Sabine Pass, Louisiana	234,713	[*]
10/14/2020	Sabine Pass Liquefaction, LLC	Sabine Pass Liquefaction, LLC	2010-111-LNG	Long-Term	France	Maran Gas Posidonia	Sabine Pass, Louisiana	3,339,854	
10/15/2020	Sabine Pass Liquefaction, LLC	Sabine Pass Liquefaction, LLC	2010-111-LNG	Long-Term	Jamaica	Adam LNG	Sabine Pass, Louisiana	2,514,295	
10/16/2020	Sabine Pass Liquefaction, LLC	Sabine Pass Liquefaction, LLC	2013-121-LNG	Long-Term	India	Gaslog Gibraltar	Sabine Pass, Louisiana	3,709,931	
10/19/2020	Sabine Pass Liquefaction, LLC	Sabine Pass Liquefaction, LLC	2013-30-LNG	Long-Term	Dominican Republic	Palu LNG	Sabine Pass, Louisiana	2,804,284	[*]
10/19/2020	Sabine Pass Liquefaction, LLC	Sabine Pass Liquefaction, LLC	2013-30-LNG	Long-Term	Panama	Palu LNG	Sabine Pass, Louisiana	433,188	[*]
10/20/2020	Sabine Pass Liquefaction, LLC	Sabine Pass Liquefaction, LLC	2010-111-LNG	Long-Term	Spain	Flex Resolute	Sabine Pass, Louisiana	3,371,017	
10/21/2020	Sabine Pass Liquefaction, LLC	Sabine Pass Liquefaction, LLC	2013-30-LNG	Long-Term	Pakistan	Stena Clear Sky	Sabine Pass, Louisiana	3,378,231	
10/22/2020	Sabine Pass Liquefaction, LLC	Sabine Pass Liquefaction, LLC	2010-111-LNG	Long-Term	China	BW Pavilion Aranthera	Sabine Pass, Louisiana	3,502,956	
10/23/2020	Sabine Pass Liquefaction, LLC	Sabine Pass Liquefaction, LLC	2010-111-LNG	Long-Term	Lithuania	Arctic Discoverer	Sabine Pass, Louisiana	3,042,744	
10/24/2020	Sabine Pass Liquefaction, LLC	Sabine Pass Liquefaction, LLC	2010-111-LNG	Long-Term	China	LNG Jurojin	Sabine Pass, Louisiana	3,287,735	
10/25/2020	Sabine Pass Liquefaction, LLC	Sabine Pass Liquefaction, LLC	2010-111-LNG	Long-Term	Kuwait	Pan Europe	Sabine Pass, Louisiana	3,602,556	
10/25/2020	Sabine Pass Liquefaction, LLC	Sabine Pass Liquefaction, LLC	2010-85-LNG	Long-Term	South Korea	SM Eagle	Sabine Pass, Louisiana	3,701,174	
10/26/2020	Sabine Pass Liquefaction, LLC	Sabine Pass Liquefaction, LLC	2010-111-LNG	Long-Term	Brazil	Gaslog Santiago	Sabine Pass, Louisiana	3,287,786	
10/28/2020	Sabine Pass Liquefaction, LLC	Sabine Pass Liquefaction, LLC	2010-111-LNG	Long-Term	India	Marvel Pelican	Sabine Pass, Louisiana	3,317,178	
10/29/2020	Sabine Pass Liquefaction, LLC	Sabine Pass Liquefaction, LLC	2010-111-LNG	Long-Term	Belgium	Kmarin Emerald	Sabine Pass, Louisiana	3,285,112	
10/29/2020	Sabine Pass Liquefaction, LLC	Sabine Pass Liquefaction, LLC	2013-42-LNG	Long-Term	United Kingdom	Gaslog Windsor	Sabine Pass, Louisiana	3,478,833	
10/31/2020	Sabine Pass Liquefaction, LLC	Sabine Pass Liquefaction, LLC	2010-85-LNG	Long-Term	Mexico	Pan Americas	Sabine Pass, Louisiana	3,692,549	
10/31/2020	Sabine Pass Liquefaction, LLC	Sabine Pass Liquefaction, LLC	2013-30-LNG	Long-Term	Chile	Adam LNG	Sabine Pass, Louisiana	3,400,077	
11/1/2020	Sabine Pass Liquefaction, LLC	Sabine Pass Liquefaction, LLC	2010-111-LNG	Long-Term	Portugal	Castillo De Merida	Sabine Pass, Louisiana	3,033,472	

[S] Spot – a one-time transaction for near-term delivery of a specific quantity of LNG at a specific location. Prior to 2006, spot cargos could be included in either long-term or short-term authorized types.

[\*] Split cargo – a single shipment of LNG where portions of the cargo have different transactional characteristics. For instance, a single cargo can have more than one buyer, supplier, price, unloading port, loading port, or DOE authorization.

[C] Commissioning cargo – pre-commercial cargo loaded while export facility operations are still undergoing final testing and inspection. Commissioning cargos may occur multiple times for the same facility as individual LNG trains enter service.

[L] Liquefaction fees – liquefaction fees have been included in the cargo's price. Beginning with data for July 2019, all cargo prices include liquefaction fees, which include the full contract sales price under the relevant FOB LNG sale and purchase agreements. See Table 1(f) for a summary price per export facility per month.

Countries of destination are current as of publication date. Any updates to countries of destination reported will be published in the next scheduled *LNG Monthly*.

### VESSEL-BORNE EXPORTS OF DOMESTICALLY-PRODUCED LIQUEFIED NATURAL GAS (LNG)

Table 2a(i)

Date of Departure	Name of Exporter	Supplier	Docket Number	Docket Term	Country of Destination	Name of Tanker	Departure Terminal	Volume (Mcf of Natural Gas)	Notes
11/2/2020	Sabine Pass Liquefaction, LLC	Sabine Pass Liquefaction, LLC	2010-85-LNG	Long-Term	South Korea	Cool Discoverer	Sabine Pass, Louisiana	3,374,451	
11/3/2020	Sabine Pass Liquefaction, LLC	Sabine Pass Liquefaction, LLC	2010-111-LNG	Long-Term	Taiwan	Stena Blue Sky	Sabine Pass, Louisiana	3,101,654	
11/4/2020	Sabine Pass Liquefaction, LLC	Sabine Pass Liquefaction, LLC	2010-111-LNG	Long-Term	France	Ribera del Duero Knutsen	Sabine Pass, Louisiana	3,390,083	
11/4/2020	Sabine Pass Liquefaction, LLC	Sabine Pass Liquefaction, LLC	2010-85-LNG	Long-Term	Singapore	Maran Gas Pericles	Sabine Pass, Louisiana	3,657,738	
11/5/2020	Sabine Pass Liquefaction, LLC	Sabine Pass Liquefaction, LLC	2010-111-LNG	Long-Term	Taiwan	Golar Maria	Sabine Pass, Louisiana	3,114,785	
11/6/2020	Sabine Pass Liquefaction, LLC	Sabine Pass Liquefaction, LLC	2010-85-LNG	Long-Term	South Korea	K Mugungwha	Sabine Pass, Louisiana	3,225,338	
11/8/2020	Sabine Pass Liquefaction, LLC	Sabine Pass Liquefaction, LLC	2010-111-LNG	Long-Term	China	Myrina	Sabine Pass, Louisiana	3,617,282	
11/8/2020	Sabine Pass Liquefaction, LLC	Sabine Pass Liquefaction, LLC	2013-121-LNG	Long-Term	South Korea	Golar Snow	Sabine Pass, Louisiana	3,267,642	
11/9/2020	Sabine Pass Liquefaction, LLC	Sabine Pass Liquefaction, LLC	2010-111-LNG	Long-Term	China	Pan Asia	Sabine Pass, Louisiana	3,658,686	
11/10/2020	Sabine Pass Liquefaction, LLC	Sabine Pass Liquefaction, LLC	2010-111-LNG	Long-Term	Brazil	Creole Spirit	Sabine Pass, Louisiana	3,499,755	
11/11/2020	Sabine Pass Liquefaction, LLC	Sabine Pass Liquefaction, LLC	2010-111-LNG	Long-Term	Netherlands	Torben Spirit	Sabine Pass, Louisiana	3,481,233	
11/12/2020	Sabine Pass Liquefaction, LLC	Sabine Pass Liquefaction, LLC	2013-42-LNG	Long-Term	United Kingdom	Cadiz Knutsen	Sabine Pass, Louisiana	2,919,641	
11/13/2020	Sabine Pass Liquefaction, LLC	Sabine Pass Liquefaction, LLC	2010-111-LNG	Long-Term	China	Global Energy	Sabine Pass, Louisiana	3,358,041	
11/14/2020	Sabine Pass Liquefaction, LLC	Sabine Pass Liquefaction, LLC	2010-85-LNG	Long-Term	South Korea	Hyundai Peacepia	Sabine Pass, Louisiana	3,690,776	
11/15/2020	Sabine Pass Liquefaction, LLC	Sabine Pass Liquefaction, LLC	2010-85-LNG	Long-Term	South Korea	Hyundai Princepia	Sabine Pass, Louisiana	3,699,079	
11/16/2020	Sabine Pass Liquefaction, LLC	Sabine Pass Liquefaction, LLC	2013-121-LNG	Long-Term	Turkey	Neo Energy	Sabine Pass, Louisiana	2,915,081	
11/17/2020	Sabine Pass Liquefaction, LLC	Sabine Pass Liquefaction, LLC	2010-85-LNG	Long-Term	Singapore	Magdala	Sabine Pass, Louisiana	3,532,464	
11/18/2020	Sabine Pass Liquefaction, LLC	Sabine Pass Liquefaction, LLC	2010-85-LNG	Long-Term	South Korea	Hyundai Ecopia	Sabine Pass, Louisiana	3,159,230	
11/19/2020	Sabine Pass Liquefaction, LLC	Sabine Pass Liquefaction, LLC	2010-85-LNG	Long-Term	South Korea	SM Seahawk	Sabine Pass, Louisiana	3,696,686	
11/20/2020	Sabine Pass Liquefaction, LLC	Sabine Pass Liquefaction, LLC	2010-111-LNG	Long-Term	China	Macoma	Sabine Pass, Louisiana	3,425,696	
11/21/2020	Sabine Pass Liquefaction, LLC	Sabine Pass Liquefaction, LLC	2013-121-LNG	Long-Term	Portugal	Catalunya Spirit	Sabine Pass, Louisiana	2,796,033	
11/22/2020	Sabine Pass Liquefaction, LLC	Sabine Pass Liquefaction, LLC	2013-42-LNG	Long-Term	United Kingdom	Tristar Ruby	Sabine Pass, Louisiana	3,072,102	
11/23/2020	Sabine Pass Liquefaction, LLC	Sabine Pass Liquefaction, LLC	2010-111-LNG	Long-Term	Thailand	Gaslog Glasgow	Sabine Pass, Louisiana	3,704,600	
11/24/2020	Sabine Pass Liquefaction, LLC	Sabine Pass Liquefaction, LLC	2010-111-LNG	Long-Term	Japan	Flex Resolute	Sabine Pass, Louisiana	3,601,396	
11/25/2020	Sabine Pass Liquefaction, LLC	Sabine Pass Liquefaction, LLC	2010-111-LNG	Long-Term	Brazil	Gaslog Skagen	Sabine Pass, Louisiana	3,171,170	
11/26/2020	Sabine Pass Liquefaction, LLC	Sabine Pass Liquefaction, LLC	2010-111-LNG	Long-Term	United Kingdom	Gaslog Santiago	Sabine Pass, Louisiana	3,269,035	
11/27/2020	Sabine Pass Liquefaction, LLC	Sabine Pass Liquefaction, LLC	2010-111-LNG	Long-Term	China	SCF Mitre	Sabine Pass, Louisiana	3,622,181	
11/29/2020	Sabine Pass Liquefaction, LLC	Sabine Pass Liquefaction, LLC	2013-30-LNG	Long-Term	Turkey	Pskov	Sabine Pass, Louisiana	3,626,717	
11/30/2020	Sabine Pass Liquefaction, LLC	Sabine Pass Liquefaction, LLC	2010-85-LNG	Long-Term	South Korea	Gaslog Westminster	Sabine Pass, Louisiana	3,714,200	
12/1/2020	Sabine Pass Liquefaction, LLC	Sabine Pass Liquefaction, LLC	2013-42-LNG	Long-Term	United Kingdom	Gaslog Windsor	Sabine Pass, Louisiana	3,500,700	
12/4/2020	Sabine Pass Liquefaction, LLC	Sabine Pass Liquefaction, LLC	2010-111-LNG	Long-Term	China	SK Audace	Sabine Pass, Louisiana	3,681,224	
12/4/2020	Sabine Pass Liquefaction, LLC	Sabine Pass Liquefaction, LLC	2010-111-LNG	Long-Term	United Kingdom	Ribera del Duero Knutsen	Sabine Pass, Louisiana	3,672,769	
12/5/2020	Sabine Pass Liquefaction, LLC	Sabine Pass Liquefaction, LLC	2010-111-LNG	Long-Term	Spain	Gaslog Geneva	Sabine Pass, Louisiana	3,390,960	
12/6/2020	Sabine Pass Liquefaction, LLC	Sabine Pass Liquefaction, LLC	2010-111-LNG	Long-Term	China	Maran Gas Hector	Sabine Pass, Louisiana	3,699,141	
12/7/2020	Sabine Pass Liquefaction, LLC	Sabine Pass Liquefaction, LLC	2010-111-LNG	Long-Term	United Kingdom	Flex Ranger	Sabine Pass, Louisiana	3,263,034	
12/7/2020	Sabine Pass Liquefaction, LLC	Sabine Pass Liquefaction, LLC	2013-121-LNG	Long-Term	India	Meridian Spirit	Sabine Pass, Louisiana	3,311,762	
12/8/2020	Sabine Pass Liquefaction, LLC	Sabine Pass Liquefaction, LLC	2010-85-LNG	Long-Term	Chile	Pan Americas	Sabine Pass, Louisiana	3,688,004	
12/9/2020	Sabine Pass Liquefaction, LLC	Sabine Pass Liquefaction, LLC	2010-111-LNG	Long-Term	United Kingdom	Hoegh Gannet	Sabine Pass, Louisiana	3,599,676	
12/10/2020	Sabine Pass Liquefaction, LLC	Sabine Pass Liquefaction, LLC	2010-111-LNG	Long-Term	Brazil	Maran Gas Sparta	Sabine Pass, Louisiana	3,431,005	
12/10/2020	Sabine Pass Liquefaction, LLC	Sabine Pass Liquefaction, LLC	2013-30-LNG	Long-Term	Taiwan	Adam LNG	Sabine Pass, Louisiana	3,311,470	
12/12/2020	Sabine Pass Liquefaction, LLC	Sabine Pass Liquefaction, LLC	2010-111-LNG	Long-Term	United Kingdom	Amberjack LNG	Sabine Pass, Louisiana	3,516,500	
12/13/2020	Sabine Pass Liquefaction, LLC	Sabine Pass Liquefaction, LLC	2010-111-LNG	Long-Term	Turkey	Vivit Americas Lng	Sabine Pass, Louisiana	3,644,182	
12/14/2020	Sabine Pass Liquefaction, LLC	Sabine Pass Liquefaction, LLC	2013-42-LNG	Long-Term	United Kingdom	Cadiz Knutsen	Sabine Pass, Louisiana	2,914,173	
12/15/2020	Sabine Pass Liquefaction, LLC	Sabine Pass Liquefaction, LLC	2010-111-LNG	Long-Term	Taiwan	Galicia Spirit	Sabine Pass, Louisiana	2,980,161	
12/16/2020	Sabine Pass Liquefaction, LLC	Sabine Pass Liquefaction, LLC	2010-85-LNG	Long-Term	South Korea	Maran Gas Efessos	Sabine Pass, Louisiana	3,399,207	

[S] Spot – a one-time transaction for near-term delivery of a specific quantity of LNG at a specific location. Prior to 2006, spot cargos could be included in either long-term or short-term authorized types.

[\*] Split cargo – a single shipment of LNG where portions of the cargo have different transactional characteristics. For instance, a single cargo can have more than one buyer, supplier, price, unloading port, loading port, or DOE authorization.

[C] Commissioning cargo – pre-commercial cargo loaded while export facility operations are still undergoing final testing and inspection. Commissioning cargos may occur multiple times for the same facility as individual LNG trains enter service.

[L] Liquefaction fees – liquefaction fees have been included in the cargo's price. Beginning with data for July 2019, all cargo prices include liquefaction fees, which include the full contract sales price under the relevant FOB LNG sale and purchase agreements. See Table 1(f) for a summary price per export facility per month.

Countries of destination are current as of publication date. Any updates to countries of destination reported will be published in the next scheduled *LNG Monthly*.



### VESSEL-BORNE EXPORTS OF DOMESTICALLY-PRODUCED LIQUEFIED NATURAL GAS (LNG)

Table 2a(i)

Date of Departure	Name of Exporter	Supplier	Docket Number	Docket Term	Country of Destination	Name of Tanker	Departure Terminal	Volume (Mcf of Natural Gas)	Notes
12/17/2020	Sabine Pass Liquefaction, LLC	Sabine Pass Liquefaction, LLC	2010-111-LNG	Long-Term	Brazil	Hispania Spirit	Sabine Pass, Louisiana	2,914,718	
12/17/2020	Sabine Pass Liquefaction, LLC	Sabine Pass Liquefaction, LLC	2010-111-LNG	Long-Term	Japan	Gaslog Gibraltar	Sabine Pass, Louisiana	3,705,443	
12/18/2020	Sabine Pass Liquefaction, LLC	Sabine Pass Liquefaction, LLC	2010-85-LNG	Long-Term	South Korea	Maran Gas Alexandria	Sabine Pass, Louisiana	3,443,509	
12/19/2020	Sabine Pass Liquefaction, LLC	Sabine Pass Liquefaction, LLC	2010-111-LNG	Long-Term	Poland	Maran Gas Apollonia	Sabine Pass, Louisiana	3,429,876	
12/20/2020	Sabine Pass Liquefaction, LLC	Sabine Pass Liquefaction, LLC	2013-30-LNG	Long-Term	United Kingdom	Marib Spirit	Sabine Pass, Louisiana	3,517,124	
12/21/2020	Sabine Pass Liquefaction, LLC	Sabine Pass Liquefaction, LLC	2010-111-LNG	Long-Term	China	Gaslog Shanghai	Sabine Pass, Louisiana	3,266,190	
12/21/2020	Sabine Pass Liquefaction, LLC	Sabine Pass Liquefaction, LLC	2013-42-LNG	Long-Term	Brazil	BW GDF Suez Boston	Sabine Pass, Louisiana	2,885,953	
12/23/2020	Sabine Pass Liquefaction, LLC	Sabine Pass Liquefaction, LLC	2010-85-LNG	Long-Term	South Korea	Flex Rainbow	Sabine Pass, Louisiana	3,667,688	
12/23/2020	Sabine Pass Liquefaction, LLC	Sabine Pass Liquefaction, LLC	2010-85-LNG	Long-Term	South Korea	Creole Spirit	Sabine Pass, Louisiana	3,678,797	
12/24/2020	Sabine Pass Liquefaction, LLC	Sabine Pass Liquefaction, LLC	2010-111-LNG	Long-Term	Turkey	Catalunya Spirit	Sabine Pass, Louisiana	2,936,998	
12/26/2020	Sabine Pass Liquefaction, LLC	Sabine Pass Liquefaction, LLC	2010-111-LNG	Long-Term	Japan	Arwa Spirit	Sabine Pass, Louisiana	3,504,792	
12/26/2020	Sabine Pass Liquefaction, LLC	Sabine Pass Liquefaction, LLC	2010-85-LNG	Long-Term	South Korea	Pan Europe	Sabine Pass, Louisiana	3,646,437	
12/27/2020	Sabine Pass Liquefaction, LLC	Sabine Pass Liquefaction, LLC	2010-111-LNG	Long-Term	Taiwan	Methane Jane Elizabeth	Sabine Pass, Louisiana	3,118,174	
12/28/2020	Sabine Pass Liquefaction, LLC	Sabine Pass Liquefaction, LLC	2010-111-LNG	Long-Term	China	Wilforce	Sabine Pass, Louisiana	3,262,055	
12/29/2020	Sabine Pass Liquefaction, LLC	Sabine Pass Liquefaction, LLC	2013-121-LNG	Long-Term	South Korea	SM Eagle	Sabine Pass, Louisiana	3,692,592	
12/30/2020	Sabine Pass Liquefaction, LLC	Sabine Pass Liquefaction, LLC	2010-111-LNG	Long-Term	Brazil	Bonito LNG	Sabine Pass, Louisiana	3,690,419	
<b>TOTAL Exports of LNG from Sabine Pass</b>								<b>926,901,214</b>	

[S] **Spot** – a one-time transaction for near-term delivery of a specific quantity of LNG at a specific location. Prior to 2006, spot cargos could be included in either long-term or short-term authorized types.

[\*] **Split cargo** – a single shipment of LNG where portions of the cargo have different transactional characteristics. For instance, a single cargo can have more than one buyer, supplier, price, unloading port, loading port, or DOE authorization.

[C] **Commissioning cargo** – pre-commercial cargo loaded while export facility operations are still undergoing final testing and inspection. Commissioning cargos may occur multiple times for the same facility as individual LNG trains enter service.

[L] **Liquefaction fees** – liquefaction fees have been included in the cargo's price. Beginning with data for July 2019, all cargo prices include liquefaction fees, which include the full contract sales price under the relevant FOB LNG sale and purchase agreements. See Table 1(f) for a summary price per export facility per month.

Countries of destination are current as of publication date. Any updates to countries of destination reported will be published in the next scheduled *LNG Monthly*.

### VESSEL-BORNE EXPORTS OF DOMESTICALLY-PRODUCED LIQUEFIED NATURAL GAS (LNG)

Table 2a(ii)

Date of Departure	Name of Exporter	Supplier	Docket Number	Docket Term	Country of Destination	Name of Tanker	Departure Terminal	Volume (Mcf of Natural Gas)	Notes
1/4/2020	Dominion Energy Cove Point LNG, LP	GAIL Global (USA) LNG LLC	2011-128-LNG	Long-Term	Spain	British Listener	Cove Point, Maryland	3,402,214	
1/8/2020	Dominion Energy Cove Point LNG, LP	ST Cove Point LLC	2011-128-LNG	Long-Term	Greece	Golar Seal	Cove Point, Maryland	3,222,045	
1/14/2020	Dominion Energy Cove Point LNG, LP	GAIL Global (USA) LNG LLC	2011-128-LNG	Long-Term	Malta	British Mentor	Cove Point, Maryland	522,382	[*]
1/14/2020	Dominion Energy Cove Point LNG, LP	GAIL Global (USA) LNG LLC	2011-128-LNG	Long-Term	Turkey	British Mentor	Cove Point, Maryland	2,817,572	[*]
1/17/2020	Dominion Energy Cove Point LNG, LP	ST Cove Point LLC	2011-128-LNG	Long-Term	Japan	Energy Liberty	Cove Point, Maryland	3,459,463	
1/25/2020	Dominion Energy Cove Point LNG, LP	GAIL Global (USA) LNG LLC	2011-128-LNG	Long-Term	Spain	Golar Frost	Cove Point, Maryland	3,379,780	
1/27/2020	Dominion Energy Cove Point LNG, LP	ST Cove Point LLC	2011-128-LNG	Long-Term	Japan	LNG Sakura	Cove Point, Maryland	3,721,100	
2/4/2020	Dominion Energy Cove Point LNG, LP	GAIL Global (USA) LNG LLC	2011-128-LNG	Long-Term	France	Meridian Spirit	Cove Point, Maryland	3,199,490	
2/8/2020	Dominion Energy Cove Point LNG, LP	ST Cove Point LLC	2011-128-LNG	Long-Term	Turkey	Cool Runner	Cove Point, Maryland	3,309,023	
2/12/2020	Dominion Energy Cove Point LNG, LP	GAIL Global (USA) LNG LLC	2011-128-LNG	Long-Term	Poland	Maran Gas Apollonia	Cove Point, Maryland	3,374,562	
2/18/2020	Dominion Energy Cove Point LNG, LP	ST Cove Point LLC	2011-128-LNG	Long-Term	United Kingdom	Energy Universe	Cove Point, Maryland	3,462,676	
2/21/2020	Dominion Energy Cove Point LNG, LP	GAIL Global (USA) LNG LLC	2011-128-LNG	Long-Term	Malta	British Mentor	Cove Point, Maryland	47,994	[*]
2/21/2020	Dominion Energy Cove Point LNG, LP	GAIL Global (USA) LNG LLC	2011-128-LNG	Long-Term	Turkey	British Mentor	Cove Point, Maryland	3,295,358	[*]
2/27/2020	Dominion Energy Cove Point LNG, LP	ST Cove Point LLC	2011-128-LNG	Long-Term	Japan	Energy Innovator	Cove Point, Maryland	3,473,276	
3/1/2020	Dominion Energy Cove Point LNG, LP	GAIL Global (USA) LNG LLC	2011-128-LNG	Long-Term	France	BW Pavilion Vanda	Cove Point, Maryland	3,385,974	
3/8/2020	Dominion Energy Cove Point LNG, LP	ST Cove Point LLC	2011-128-LNG	Long-Term	Italy	LNG Alliance	Cove Point, Maryland	3,178,969	
3/14/2020	Dominion Energy Cove Point LNG, LP	GAIL Global (USA) LNG LLC	2011-128-LNG	Long-Term	Spain	Adam LNG	Cove Point, Maryland	3,385,982	
3/17/2020	Dominion Energy Cove Point LNG, LP	ST Cove Point LLC	2011-128-LNG	Long-Term	France	Energy Universe	Cove Point, Maryland	3,463,020	
3/22/2020	Dominion Energy Cove Point LNG, LP	GAIL Global (USA) LNG LLC	2011-128-LNG	Long-Term	India	Maran Gas Delphi	Cove Point, Maryland	3,202,868	
3/28/2020	Dominion Energy Cove Point LNG, LP	ST Cove Point LLC	2011-128-LNG	Long-Term	Japan	LNG Sakura	Cove Point, Maryland	3,738,250	
3/31/2020	Dominion Energy Cove Point LNG, LP	GAIL Global (USA) LNG LLC	2011-128-LNG	Long-Term	Greece	British Sapphire	Cove Point, Maryland	3,266,737	
4/7/2020	Dominion Energy Cove Point LNG, LP	ST Cove Point LLC	2011-128-LNG	Long-Term	China	Energy Glory	Cove Point, Maryland	3,475,108	
4/8/2020	Dominion Energy Cove Point LNG, LP	GAIL Global (USA) LNG LLC	2011-128-LNG	Long-Term	Portugal	Adam LNG	Cove Point, Maryland	3,411,330	
4/17/2020	Dominion Energy Cove Point LNG, LP	GAIL Global (USA) LNG LLC	2011-128-LNG	Long-Term	Netherlands	Golar Frost	Cove Point, Maryland	3,228,243	
4/19/2020	Dominion Energy Cove Point LNG, LP	ST Cove Point LLC	2011-128-LNG	Long-Term	Spain	Energy Universe	Cove Point, Maryland	3,478,597	
4/27/2020	Dominion Energy Cove Point LNG, LP	GAIL Global (USA) LNG LLC	2011-128-LNG	Long-Term	India	Meridian Spirit	Cove Point, Maryland	3,142,802	
5/1/2020	Dominion Energy Cove Point LNG, LP	ST Cove Point LLC	2011-128-LNG	Long-Term	Japan	Energy Innovator	Cove Point, Maryland	3,501,884	
5/6/2020	Dominion Energy Cove Point LNG, LP	GAIL Global (USA) LNG LLC	2011-128-LNG	Long-Term	France	Maria Energy	Cove Point, Maryland	3,230,000	
5/9/2020	Dominion Energy Cove Point LNG, LP	ST Cove Point LLC	2011-128-LNG	Long-Term	Turkey	Point Fortin	Cove Point, Maryland	3,237,228	
5/16/2020	Dominion Energy Cove Point LNG, LP	GAIL Global (USA) LNG LLC	2011-115-LNG	Long-Term	South Korea	British Achiever	Cove Point, Maryland	3,263,523	
5/22/2020	Dominion Energy Cove Point LNG, LP	ST Cove Point LLC	2011-128-LNG	Long-Term	Spain	Energy Universe	Cove Point, Maryland	3,485,504	
5/27/2020	Dominion Energy Cove Point LNG, LP	GAIL Global (USA) LNG LLC	2011-128-LNG	Long-Term	Turkey	Amberjack LNG	Cove Point, Maryland	3,423,459	
6/1/2020	Dominion Energy Cove Point LNG, LP	ST Cove Point LLC	2011-128-LNG	Long-Term	Japan	LNG Sakura	Cove Point, Maryland	3,731,744	
6/8/2020	Dominion Energy Cove Point LNG, LP	GAIL Global (USA) LNG LLC	2011-128-LNG	Long-Term	Greece	Kinisis	Cove Point, Maryland	1,075,500	[*]
6/8/2020	Dominion Energy Cove Point LNG, LP	GAIL Global (USA) LNG LLC	2011-128-LNG	Long-Term	Spain	Kinisis	Cove Point, Maryland	2,598,044	[*]
6/13/2020	Dominion Energy Cove Point LNG, LP	ST Cove Point LLC	2011-128-LNG	Long-Term	Spain	Energy Glory	Cove Point, Maryland	3,471,472	
6/17/2020	Dominion Energy Cove Point LNG, LP	GAIL Global (USA) LNG LLC	2011-128-LNG	Long-Term	India	Meridian Spirit	Cove Point, Maryland	3,459,060	
6/24/2020	Dominion Energy Cove Point LNG, LP	ST Cove Point LLC	2011-128-LNG	Long-Term	Netherlands	Energy Liberty	Cove Point, Maryland	3,470,047	
6/27/2020	Dominion Energy Cove Point LNG, LP	GAIL Global (USA) LNG LLC	2011-128-LNG	Long-Term	Italy	Exemplar	Cove Point, Maryland	3,186,142	
7/4/2020	Dominion Energy Cove Point LNG, LP	ST Cove Point LLC	2011-128-LNG	Long-Term	Netherlands	Energy Innovator	Cove Point, Maryland	3,487,513	
7/10/2020	Dominion Energy Cove Point LNG, LP	GAIL Global (USA) LNG LLC	2011-128-LNG	Long-Term	China	British Mentor	Cove Point, Maryland	3,607,196	
7/16/2020	Dominion Energy Cove Point LNG, LP	ST Cove Point LLC	2011-128-LNG	Long-Term	Greece	LNG Alliance	Cove Point, Maryland	3,222,429	
7/21/2020	Dominion Energy Cove Point LNG, LP	GAIL Global (USA) LNG LLC	2011-128-LNG	Long-Term	Italy	Gaslog Shanghai	Cove Point, Maryland	3,232,423	
7/26/2020	Dominion Energy Cove Point LNG, LP	ST Cove Point LLC	2011-128-LNG	Long-Term	Japan	Energy Universe	Cove Point, Maryland	3,463,298	
7/29/2020	Dominion Energy Cove Point LNG, LP	GAIL Global (USA) LNG LLC	2011-128-LNG	Long-Term	Turkey	Bushu Maru	Cove Point, Maryland	3,221,928	

[S] Spot – a one-time transaction for near-term delivery of a specific quantity of LNG at a specific location. Prior to 2006, spot cargos could be included in either long-term or short-term authorized types.

[\*] Split cargo – a single shipment of LNG where portions of the cargo have different transactional characteristics. For instance, a single cargo can have more than one buyer, supplier, price, unloading port, loading port, or DOE authorization.

[C] Commissioning cargo – pre-commercial cargo loaded while export facility operations are still undergoing final testing and inspection. Commissioning cargos may occur multiple times for the same facility as individual LNG trains enter service.

[L] Liquefaction fees – liquefaction fees have been included in the cargo prices for all months. See Table 1(f) for a summary price per export facility per month.

Countries of destination are current as of publication date. Any updates to countries of destination reported will be published in the next scheduled *LNG Monthly*.

### VESSEL-BORNE EXPORTS OF DOMESTICALLY-PRODUCED LIQUEFIED NATURAL GAS (LNG)

Table 2a(ii)

Date of Departure	Name of Exporter	Supplier	Docket Number	Docket Term	Country of Destination	Name of Tanker	Departure Terminal	Volume (Mcf of Natural Gas)	Notes
8/5/2020	Dominion Energy Cove Point LNG, LP	ST Cove Point LLC	2011-128-LNG	Long-Term	Japan	LNG Sakura	Cove Point, Maryland	3,732,379	
8/8/2020	Dominion Energy Cove Point LNG, LP	GAIL Global (USA) LNG LLC	2011-128-LNG	Long-Term	Kuwait	Patris	Cove Point, Maryland	3,165,874	
8/18/2020	Dominion Energy Cove Point LNG, LP	GAIL Global (USA) LNG LLC	2011-128-LNG	Long-Term	India	Meridian Spirit	Cove Point, Maryland	3,488,991	
8/23/2020	Dominion Energy Cove Point LNG, LP	ST Cove Point LLC	2011-128-LNG	Long-Term	India	Energy Glory	Cove Point, Maryland	3,355,353	
8/29/2020	Dominion Energy Cove Point LNG, LP	GAIL Global (USA) LNG LLC	2011-128-LNG	Long-Term	Spain	Tristar Ruby	Cove Point, Maryland	3,221,844	
9/1/2020	Dominion Energy Cove Point LNG, LP	ST Cove Point LLC	2011-128-LNG	Long-Term	Japan	Energy Innovator	Cove Point, Maryland	3,483,456	
9/6/2020	Dominion Energy Cove Point LNG, LP	GAIL Global (USA) LNG LLC	2011-128-LNG	Long-Term	Greece	British Sponsor	Cove Point, Maryland	3,475,247	
9/13/2020	Dominion Energy Cove Point LNG, LP	ST Cove Point LLC	2011-115-LNG	Long-Term	Panama	Stena Clear Sky	Cove Point, Maryland	3,228,241	
9/18/2020	Dominion Energy Cove Point LNG, LP	GAIL Global (USA) LNG LLC	2011-128-LNG	Long-Term	Netherlands	Energy Liberty	Cove Point, Maryland	3,231,027	
9/20/2020	Dominion Energy Cove Point LNG, LP	ST Cove Point LLC	2011-128-LNG	Long-Term	United Kingdom	Bahrain Spirit	Cove Point, Maryland	3,664,477	
10/21/2020	Cove Point LNG, LP	GAIL Global (USA) LNG LLC	2011-128-LNG	Long-Term	India	Meridian Spirit	Cove Point, Maryland	3,495,446	
10/23/2020	Cove Point LNG, LP	ST Cove Point LLC	2011-128-LNG	Long-Term	Japan	Energy Liberty	Cove Point, Maryland	3,466,014	
10/30/2020	Cove Point LNG, LP	GAIL Global (USA) LNG LLC	2011-128-LNG	Long-Term	Spain	Nohshu Maru	Cove Point, Maryland	3,659,791	
11/2/2020	Cove Point LNG, LP	ST Cove Point LLC	2011-128-LNG	Long-Term	Brazil	Energy Universe	Cove Point, Maryland	3,458,034	
11/9/2020	Cove Point LNG, LP	GAIL Global (USA) LNG LLC	2011-128-LNG	Long-Term	Spain	Gaslog Shanghai	Cove Point, Maryland	3,273,725	
11/13/2020	Cove Point LNG, LP	ST Cove Point LLC	2011-115-LNG	Long-Term	South Korea	LNG Fukurokuju	Cove Point, Maryland	3,473,365	
11/19/2020	Cove Point LNG, LP	GAIL Global (USA) LNG LLC	2011-128-LNG	Long-Term	China	Flex Artemis	Cove Point, Maryland	3,401,728	
11/24/2020	Cove Point LNG, LP	ST Cove Point LLC	2011-128-LNG	Long-Term	Japan	Energy Innovator	Cove Point, Maryland	3,456,139	
11/26/2020	Cove Point LNG, LP	BP Energy Company	2019-156-LNG	Short-Term	Turkey	Sean Spirit	Cove Point, Maryland	472,367	[*]
11/26/2020	Cove Point LNG, LP	BP Energy Company	2019-156-LNG	Short-Term	Turkey	Sean Spirit	Cove Point, Maryland	2,605,387	[*]
11/28/2020	Cove Point LNG, LP	GAIL Global (USA) LNG LLC	2011-128-LNG	Long-Term	United Kingdom	Golar Tundra	Cove Point, Maryland	3,296,631	
12/3/2020	Cove Point LNG, LP	ST Cove Point LLC	2011-128-LNG	Long-Term	Japan	LNG Sakura	Cove Point, Maryland	3,715,014	
12/10/2020	Cove Point LNG, LP	GAIL Global (USA) LNG LLC	2011-128-LNG	Long-Term	Brazil	Kmarin Emerald	Cove Point, Maryland	3,255,406	
12/16/2020	Cove Point LNG, LP	ST Cove Point LLC	2011-128-LNG	Long-Term	Japan	Energy Glory	Cove Point, Maryland	3,449,777	
12/19/2020	Cove Point LNG, LP	GAIL Global (USA) LNG LLC	2011-128-LNG	Long-Term	Croatia	Tristar Ruby	Cove Point, Maryland	3,274,945	
12/25/2020	Cove Point LNG, LP	ST Cove Point LLC	2011-128-LNG	Long-Term	Japan	Energy Liberty	Cove Point, Maryland	3,442,607	
12/27/2020	Cove Point LNG, LP	GAIL Global (USA) LNG LLC	2011-115-LNG	Long-Term	South Korea	Seri Balqis	Cove Point, Maryland	3,281,725	
<b>TOTAL Exports of LNG from Cove Point</b>								<b>230,938,199</b>	

[S] **Spot** – a one-time transaction for near-term delivery of a specific quantity of LNG at a specific location. Prior to 2006, spot cargos could be included in either long-term or short-term authorized types.

[\*] **Split cargo** – a single shipment of LNG where portions of the cargo have different transactional characteristics. For instance, a single cargo can have more than one buyer, supplier, price, unloading port, loading port, or DOE authorization.

[C] **Commissioning cargo** – pre-commercial cargo loaded while export facility operations are still undergoing final testing and inspection. Commissioning cargos may occur multiple times for the same facility as individual LNG trains enter service.

[L] **Liquefaction fees** – liquefaction fees have been included in the cargo prices for all months. See Table 1(f) for a summary price per export facility per month.

Countries of destination are current as of publication date. Any updates to countries of destination reported will be published in the next scheduled *LNG Monthly*.

## VESSEL-BORNE EXPORTS OF DOMESTICALLY-PRODUCED LIQUEFIED NATURAL GAS (LNG)

Table 2a(iii)

Date of Departure	Name of Exporter	Supplier	Docket Number	Docket Term	Country of Destination	Name of Tanker	Departure Terminal	Volume (Mcf of Natural Gas)	Notes
1/3/2020	Cheniere Marketing, LLC and Corpus Christi Liquefaction, LLC	Corpus Christi Liquefaction, LLC	2012-97-LNG	Long-Term	Italy	Maran Gas Mystras	Corpus Christi, Texas	3,274,318	
1/5/2020	Cheniere Marketing, LLC and Corpus Christi Liquefaction, LLC	Corpus Christi Liquefaction, LLC	2012-97-LNG	Long-Term	Netherlands	LNG Jurojin	Corpus Christi, Texas	3,296,454	
1/8/2020	Cheniere Marketing, LLC and Corpus Christi Liquefaction, LLC	Corpus Christi Liquefaction, LLC	2012-97-LNG	Long-Term	Spain	Gaslog Greece	Corpus Christi, Texas	3,293,398	
1/10/2020	Cheniere Marketing, LLC and Corpus Christi Liquefaction, LLC	Corpus Christi Liquefaction, LLC	2012-97-LNG	Long-Term	Spain	Adriano Knutsen	Corpus Christi, Texas	3,695,464	
1/13/2020	Cheniere Marketing, LLC and Corpus Christi Liquefaction, LLC	Corpus Christi Liquefaction, LLC	2012-97-LNG	Long-Term	Netherlands	Yari LNG	Corpus Christi, Texas	3,384,676	
1/17/2020	Cheniere Marketing, LLC and Corpus Christi Liquefaction, LLC	Corpus Christi Liquefaction, LLC	2012-99-LNG	Long-Term	South Korea	Gaslog Savannah	Corpus Christi, Texas	3,307,113	
1/19/2020	Cheniere Marketing, LLC and Corpus Christi Liquefaction, LLC	Corpus Christi Liquefaction, LLC	2012-97-LNG	Long-Term	Spain	Maran Gas Posidonia	Corpus Christi, Texas	3,277,853	
1/21/2020	Cheniere Marketing, LLC and Corpus Christi Liquefaction, LLC	Corpus Christi Liquefaction, LLC	2012-97-LNG	Long-Term	Turkey	Arwa Spirit	Corpus Christi, Texas	3,527,590	
1/23/2020	Cheniere Marketing, LLC and Corpus Christi Liquefaction, LLC	Corpus Christi Liquefaction, LLC	2012-97-LNG	Long-Term	Turkey	Fuji LNG	Corpus Christi, Texas	3,153,315	
1/26/2020	Cheniere Marketing, LLC and Corpus Christi Liquefaction, LLC	Corpus Christi Liquefaction, LLC	2012-97-LNG	Long-Term	Belgium	Hoegh Galleon	Corpus Christi, Texas	3,471,137	
1/29/2020	Cheniere Marketing, LLC and Corpus Christi Liquefaction, LLC	Corpus Christi Liquefaction, LLC	2012-97-LNG	Long-Term	France	BW Lilac	Corpus Christi, Texas	3,666,543	
1/31/2020	Cheniere Marketing, LLC and Corpus Christi Liquefaction, LLC	Corpus Christi Liquefaction, LLC	2012-97-LNG	Long-Term	Brazil	Magellan Spirit	Corpus Christi, Texas	3,213,172	
2/2/2020	Cheniere Marketing, LLC and Corpus Christi Liquefaction, LLC	Corpus Christi Liquefaction, LLC	2012-97-LNG	Long-Term	Spain	BW Pavilion Leeara	Corpus Christi, Texas	3,445,031	
2/4/2020	Cheniere Marketing, LLC and Corpus Christi Liquefaction, LLC	Corpus Christi Liquefaction, LLC	2012-97-LNG	Long-Term	United Kingdom	Maria Energy	Corpus Christi, Texas	3,554,662	
2/7/2020	Cheniere Marketing, LLC and Corpus Christi Liquefaction, LLC	Corpus Christi Liquefaction, LLC	2012-97-LNG	Long-Term	Turkey	Maran Gas Alexandria	Corpus Christi, Texas	3,437,654	
2/9/2020	Cheniere Marketing, LLC and Corpus Christi Liquefaction, LLC	Corpus Christi Liquefaction, LLC	2012-97-LNG	Long-Term	United Kingdom	Adriano Knutsen	Corpus Christi, Texas	3,684,792	
2/12/2020	Cheniere Marketing, LLC and Corpus Christi Liquefaction, LLC	Corpus Christi Liquefaction, LLC	2012-97-LNG	Long-Term	Japan	Creole Spirit	Corpus Christi, Texas	3,677,992	
2/14/2020	Cheniere Marketing, LLC and Corpus Christi Liquefaction, LLC	Corpus Christi Liquefaction, LLC	2012-97-LNG	Long-Term	Spain	Arctic Aurora	Corpus Christi, Texas	3,203,497	
2/15/2020	Cheniere Marketing, LLC and Corpus Christi Liquefaction, LLC	Corpus Christi Liquefaction, LLC	2012-97-LNG	Long-Term	Italy	Maran Gas Posidonia	Corpus Christi, Texas	3,294,402	
2/20/2020	Cheniere Marketing, LLC and Corpus Christi Liquefaction, LLC	Corpus Christi Liquefaction, LLC	2012-97-LNG	Long-Term	Brazil	Marib Spirit	Corpus Christi, Texas	3,535,242	
2/20/2020	Cheniere Marketing, LLC and Corpus Christi Liquefaction, LLC	Corpus Christi Liquefaction, LLC	2012-97-LNG	Long-Term	Spain	Flex Ranger	Corpus Christi, Texas	3,269,149	
2/24/2020	Cheniere Marketing, LLC and Corpus Christi Liquefaction, LLC	Corpus Christi Liquefaction, LLC	2012-97-LNG	Long-Term	Taiwan	Gaslog Sydney	Corpus Christi, Texas	3,320,424	
2/26/2020	Cheniere Marketing, LLC and Corpus Christi Liquefaction, LLC	Corpus Christi Liquefaction, LLC	2012-97-LNG	Long-Term	Italy	Maran Gas Troy	Corpus Christi, Texas	3,395,988	
2/28/2020	Cheniere Marketing, LLC and Corpus Christi Liquefaction, LLC	Corpus Christi Liquefaction, LLC	2012-97-LNG	Long-Term	Belgium	Energy Atlantic	Corpus Christi, Texas	3,412,784	
3/2/2020	Cheniere Marketing, LLC and Corpus Christi Liquefaction, LLC	Corpus Christi Liquefaction, LLC	2012-97-LNG	Long-Term	Spain	LNG Jurojin	Corpus Christi, Texas	3,297,654	

[S] Spot – a one-time transaction for near-term delivery of a specific quantity of LNG at a specific location. Prior to 2006, spot cargos could be included in either long-term or short-term authorized types.

[\*] Split cargo – a single shipment of LNG where portions of the cargo have different transactional characteristics. For instance, a single cargo can have more than one buyer, supplier, price, unloading port, loading port, or DOE authorization.

[C] Commissioning cargo – pre-commercial cargo loaded while export facility operations are still undergoing final testing and inspection. Commissioning cargos may occur multiple times for the same facility as individual LNG trains enter service.

[L] Liquefaction fees – liquefaction fees have been included in the cargo's price. Beginning with data for July 2019, all cargo prices include liquefaction fees, which include the full contract sales price under the relevant FOB LNG sale and purchase agreements. See Table 1(f) for a summary price per export facility per month.

Countries of destination are current as of publication date. Any updates to countries of destination reported will be published in the next scheduled *LNG Monthly*.

## VESSEL-BORNE EXPORTS OF DOMESTICALLY-PRODUCED LIQUEFIED NATURAL GAS (LNG)

Table 2a(iii)

Date of Departure	Name of Exporter	Supplier	Docket Number	Docket Term	Country of Destination	Name of Tanker	Departure Terminal	Volume (Mcf of Natural Gas)	Notes
3/6/2020	Cheniere Marketing, LLC and Corpus Christi Liquefaction, LLC	Corpus Christi Liquefaction, LLC	2012-97-LNG	Long-Term	India	Marvel Hawk	Corpus Christi, Texas	3,701,637	
3/8/2020	Cheniere Marketing, LLC and Corpus Christi Liquefaction, LLC	Corpus Christi Liquefaction, LLC	2012-97-LNG	Long-Term	Belgium	Gaslog Warsaw	Corpus Christi, Texas	3,723,666	
3/13/2020	Cheniere Marketing, LLC and Corpus Christi Liquefaction, LLC	Corpus Christi Liquefaction, LLC	2012-97-LNG	Long-Term	France	Magellan Spirit	Corpus Christi, Texas	3,210,269	
3/15/2020	Cheniere Marketing, LLC and Corpus Christi Liquefaction, LLC	Corpus Christi Liquefaction, LLC	2012-97-LNG	Long-Term	Spain	Adriano Knutsen	Corpus Christi, Texas	3,696,690	
3/16/2020	Cheniere Marketing, LLC and Corpus Christi Liquefaction, LLC	Corpus Christi Liquefaction, LLC	2012-97-LNG	Long-Term	Poland	Oak Spirit	Corpus Christi, Texas	3,583,126	
3/18/2020	Cheniere Marketing, LLC and Corpus Christi Liquefaction, LLC	Corpus Christi Liquefaction, LLC	2012-99-LNG	Long-Term	South Korea	Maran Gas Apollonia	Corpus Christi, Texas	3,440,109	
3/22/2020	Cheniere Marketing, LLC and Corpus Christi Liquefaction, LLC	Corpus Christi Liquefaction, LLC	2012-97-LNG	Long-Term	Italy	Maran Gas Posidonia	Corpus Christi, Texas	3,441,590	
3/25/2020	Cheniere Marketing, LLC and Corpus Christi Liquefaction, LLC	Corpus Christi Liquefaction, LLC	2012-99-LNG	Long-Term	Singapore	Palu LNG	Corpus Christi, Texas	3,298,014	
3/26/2020	Cheniere Marketing, LLC and Corpus Christi Liquefaction, LLC	Corpus Christi Liquefaction, LLC	2012-97-LNG	Long-Term	United Kingdom	Marib Spirit	Corpus Christi, Texas	3,516,195	
3/29/2020	Cheniere Marketing, LLC and Corpus Christi Liquefaction, LLC	Corpus Christi Liquefaction, LLC	2012-97-LNG	Long-Term	Italy	Flex Ranger	Corpus Christi, Texas	3,274,098	
3/31/2020	Cheniere Marketing, LLC and Corpus Christi Liquefaction, LLC	Corpus Christi Liquefaction, LLC	2012-97-LNG	Long-Term	India	Energy Atlantic	Corpus Christi, Texas	3,397,175	
4/3/2020	Cheniere Marketing, LLC and Corpus Christi Liquefaction, LLC	Corpus Christi Liquefaction, LLC	2012-97-LNG	Long-Term	Spain	LNG Jurojin	Corpus Christi, Texas	3,308,091	
4/5/2020	Cheniere Marketing, LLC and Corpus Christi Liquefaction, LLC	Corpus Christi Liquefaction, LLC	2012-97-LNG	Long-Term	China	Anwa Spirit	Corpus Christi, Texas	3,517,369	
4/9/2020	Cheniere Marketing, LLC and Corpus Christi Liquefaction, LLC	Corpus Christi Liquefaction, LLC	2012-97-LNG	Long-Term	Belgium	Gaslog Santiago	Corpus Christi, Texas	3,323,701	
4/11/2020	Cheniere Marketing, LLC and Corpus Christi Liquefaction, LLC	Corpus Christi Liquefaction, LLC	2012-97-LNG	Long-Term	Spain	Adriano Knutsen	Corpus Christi, Texas	3,272,959	
4/14/2020	Cheniere Marketing, LLC and Corpus Christi Liquefaction, LLC	Corpus Christi Liquefaction, LLC	2012-97-LNG	Long-Term	Spain	BW Pavilion Leeara	Corpus Christi, Texas	3,437,187	
4/15/2020	Cheniere Marketing, LLC and Corpus Christi Liquefaction, LLC	Corpus Christi Liquefaction, LLC	2012-97-LNG	Long-Term	Spain	Golar Penguin	Corpus Christi, Texas	3,208,077	
4/18/2020	Cheniere Marketing, LLC and Corpus Christi Liquefaction, LLC	Corpus Christi Liquefaction, LLC	2012-97-LNG	Long-Term	China	Oak Spirit	Corpus Christi, Texas	3,632,653	
4/22/2020	Cheniere Marketing, LLC and Corpus Christi Liquefaction, LLC	Corpus Christi Liquefaction, LLC	2012-97-LNG	Long-Term	Japan	Marib Spirit	Corpus Christi, Texas	3,487,922	
4/24/2020	Cheniere Marketing, LLC and Corpus Christi Liquefaction, LLC	Corpus Christi Liquefaction, LLC	2012-97-LNG	Long-Term	France	Maran Gas Mystras	Corpus Christi, Texas	3,394,856	
4/30/2020	Cheniere Marketing, LLC and Corpus Christi Liquefaction, LLC	Corpus Christi Liquefaction, LLC	2012-97-LNG	Long-Term	Portugal	Flex Ranger	Corpus Christi, Texas	3,671,914	
5/3/2020	Cheniere Marketing, LLC and Corpus Christi Liquefaction, LLC	Corpus Christi Liquefaction, LLC	2012-97-LNG	Long-Term	Taiwan	Galicia Spirit	Corpus Christi, Texas	2,884,788	
5/5/2020	Cheniere Marketing, LLC and Corpus Christi Liquefaction, LLC	Corpus Christi Liquefaction, LLC	2012-97-LNG	Long-Term	Spain	BW Pavilion Vanda	Corpus Christi, Texas	3,459,710	
5/11/2020	Cheniere Marketing, LLC and Corpus Christi Liquefaction, LLC	Corpus Christi Liquefaction, LLC	2012-97-LNG	Long-Term	Spain	Adriano Knutsen	Corpus Christi, Texas	3,724,562	
5/18/2020	Cheniere Marketing, LLC and Corpus Christi Liquefaction, LLC	Corpus Christi Liquefaction, LLC	2012-97-LNG	Long-Term	Japan	Maran Gas Andros	Corpus Christi, Texas	3,281,146	

[S] Spot – a one-time transaction for near-term delivery of a specific quantity of LNG at a specific location. Prior to 2006, spot cargos could be included in either long-term or short-term authorized types.

[\*] Split cargo – a single shipment of LNG where portions of the cargo have different transactional characteristics. For instance, a single cargo can have more than one buyer, supplier, price, unloading port, loading port, or DOE authorization.

[C] Commissioning cargo – pre-commercial cargo loaded while export facility operations are still undergoing final testing and inspection. Commissioning cargos may occur multiple times for the same facility as individual LNG trains enter service.

[L] Liquefaction fees – liquefaction fees have been included in the cargo's price. Beginning with data for July 2019, all cargo prices include liquefaction fees, which include the full contract sales price under the relevant FOB LNG sale and purchase agreements. See Table 1(f) for a summary price per export facility per month.

Countries of destination are current as of publication date. Any updates to countries of destination reported will be published in the next scheduled *LNG Monthly*.

## VESSEL-BORNE EXPORTS OF DOMESTICALLY-PRODUCED LIQUEFIED NATURAL GAS (LNG)

Table 2a(iii)

Date of Departure	Name of Exporter	Supplier	Docket Number	Docket Term	Country of Destination	Name of Tanker	Departure Terminal	Volume (Mcf of Natural Gas)	Notes
5/24/2020	Cheniere Marketing, LLC and Corpus Christi Liquefaction, LLC	Corpus Christi Liquefaction, LLC	2012-97-LNG	Long-Term	Argentina	BW Pavilion Leeara	Corpus Christi, Texas	2,191,534	[*]
5/24/2020	Cheniere Marketing, LLC and Corpus Christi Liquefaction, LLC	Corpus Christi Liquefaction, LLC	2012-97-LNG	Long-Term	Spain	BW Pavilion Leeara	Corpus Christi, Texas	1,024,885	[*]
5/26/2020	Cheniere Marketing, LLC and Corpus Christi Liquefaction, LLC	Corpus Christi Liquefaction, LLC	2012-97-LNG	Long-Term	Bangladesh	Maran Gas Mystras	Corpus Christi, Texas	3,405,574	
5/30/2020	Cheniere Marketing, LLC and Corpus Christi Liquefaction, LLC	Corpus Christi Liquefaction, LLC	2012-97-LNG	Long-Term	China	Flex Ranger	Corpus Christi, Texas	3,676,294	
6/1/2020	Cheniere Marketing, LLC and Corpus Christi Liquefaction, LLC	Corpus Christi Liquefaction, LLC	2012-97-LNG	Long-Term	Taiwan	Iberica Knutsen	Corpus Christi, Texas	2,953,234	
6/14/2020	Cheniere Marketing, LLC and Corpus Christi Liquefaction, LLC	Corpus Christi Liquefaction, LLC	2012-97-LNG	Long-Term	Argentina	Hoegh Galleon	Corpus Christi, Texas	2,229,454	
6/22/2020	Cheniere Marketing, LLC and Corpus Christi Liquefaction, LLC	Corpus Christi Liquefaction, LLC	2012-97-LNG	Long-Term	Israel	Patris	Corpus Christi, Texas	3,276,770	
7/2/2020	Cheniere Marketing, LLC and Corpus Christi Liquefaction, LLC	Corpus Christi Liquefaction, LLC	2012-99-LNG	Long-Term	Singapore	Gaslog Warsaw	Corpus Christi, Texas	3,690,026	
7/23/2020	Cheniere Marketing, LLC and Corpus Christi Liquefaction, LLC	Corpus Christi Liquefaction, LLC	2012-97-LNG	Long-Term	Israel	British Diamond	Corpus Christi, Texas	3,317,434	
7/31/2020	Cheniere Marketing, LLC and Corpus Christi Liquefaction, LLC	Corpus Christi Liquefaction, LLC	2012-97-LNG	Long-Term	Bangladesh	Hoegh Galleon	Corpus Christi, Texas	3,614,341	
8/10/2020	Cheniere Marketing, LLC and Corpus Christi Liquefaction, LLC	Corpus Christi Liquefaction, LLC	2012-97-LNG	Long-Term	Pakistan	Golar Snow	Corpus Christi, Texas	3,411,728	
8/18/2020	Cheniere Marketing, LLC and Corpus Christi Liquefaction, LLC	Corpus Christi Liquefaction, LLC	2018-137-LNG	Short-Term	Brazil	Magellan Spirit	Corpus Christi, Texas	3,519,595	
8/23/2020	Cheniere Marketing, LLC and Corpus Christi Liquefaction, LLC	Corpus Christi Liquefaction, LLC	2018-137-LNG	Short-Term	Italy	Maran Gas Apollonia	Corpus Christi, Texas	3,456,882	
8/28/2020	Cheniere Marketing, LLC and Corpus Christi Liquefaction, LLC	Corpus Christi Liquefaction, LLC	2012-97-LNG	Long-Term	Japan	Sohshu Maru	Corpus Christi, Texas	3,747,817	
8/31/2020	Cheniere Marketing, LLC and Corpus Christi Liquefaction, LLC	Corpus Christi Liquefaction, LLC	2012-99-LNG	Long-Term	Singapore	Golar Arctic	Corpus Christi, Texas	2,967,089	
9/1/2020	Cheniere Marketing, LLC and Corpus Christi Liquefaction, LLC	Corpus Christi Liquefaction, LLC	2012-97-LNG	Long-Term	Pakistan	Gaslog Shanghai	Corpus Christi, Texas	3,299,331	
9/4/2020	Cheniere Marketing, LLC and Corpus Christi Liquefaction, LLC	Corpus Christi Liquefaction, LLC	2012-97-LNG	Long-Term	Taiwan	Singapore Energy	Corpus Christi, Texas	2,958,143	
9/6/2020	Cheniere Marketing, LLC and Corpus Christi Liquefaction, LLC	Corpus Christi Liquefaction, LLC	2012-99-LNG	Long-Term	South Korea	K Mugungwha	Corpus Christi, Texas	3,241,850	
9/9/2020	Cheniere Marketing, LLC and Corpus Christi Liquefaction, LLC	Corpus Christi Liquefaction, LLC	2012-97-LNG	Long-Term	Japan	Cool Runner	Corpus Christi, Texas	3,371,356	
9/11/2020	Cheniere Marketing, LLC and Corpus Christi Liquefaction, LLC	Corpus Christi Liquefaction, LLC	2012-99-LNG	Long-Term	South Korea	SM Seahawk	Corpus Christi, Texas	3,708,739	
9/14/2020	Cheniere Marketing, LLC and Corpus Christi Liquefaction, LLC	Corpus Christi Liquefaction, LLC	2012-97-LNG	Long-Term	Portugal	Adriano Knutsen	Corpus Christi, Texas	3,734,751	
9/17/2020	Cheniere Marketing, LLC and Corpus Christi Liquefaction, LLC	Corpus Christi Liquefaction, LLC	2012-97-LNG	Long-Term	China	Maran Gas Vergina	Corpus Christi, Texas	3,686,527	
9/19/2020	Cheniere Marketing, LLC and Corpus Christi Liquefaction, LLC	Corpus Christi Liquefaction, LLC	2012-97-LNG	Long-Term	Portugal	Traiano Knutsen	Corpus Christi, Texas	3,118,583	
9/23/2020	Cheniere Marketing, LLC and Corpus Christi Liquefaction, LLC	Corpus Christi Liquefaction, LLC	2012-99-LNG	Long-Term	South Korea	Marvel Eagle	Corpus Christi, Texas	3,330,980	
9/26/2020	Cheniere Marketing, LLC and Corpus Christi Liquefaction, LLC	Corpus Christi Liquefaction, LLC	2012-97-LNG	Long-Term	India	Arwa Spirit	Corpus Christi, Texas	3,511,757	

[S] Spot – a one-time transaction for near-term delivery of a specific quantity of LNG at a specific location. Prior to 2006, spot cargos could be included in either long-term or short-term authorized types.

[\*] Split cargo – a single shipment of LNG where portions of the cargo have different transactional characteristics. For instance, a single cargo can have more than one buyer, supplier, price, unloading port, loading port, or DOE authorization.

[C] Commissioning cargo – pre-commercial cargo loaded while export facility operations are still undergoing final testing and inspection. Commissioning cargos may occur multiple times for the same facility as individual LNG trains enter service.

[L] Liquefaction fees – liquefaction fees have been included in the cargo's price. Beginning with data for July 2019, all cargo prices include liquefaction fees, which include the full contract sales price under the relevant FOB LNG sale and purchase agreements. See Table 1(f) for a summary price per export facility per month.

Countries of destination are current as of publication date. Any updates to countries of destination reported will be published in the next scheduled *LNG Monthly*.

## VESSEL-BORNE EXPORTS OF DOMESTICALLY-PRODUCED LIQUEFIED NATURAL GAS (LNG)

Table 2a(iii)

Date of Departure	Name of Exporter	Supplier	Docket Number	Docket Term	Country of Destination	Name of Tanker	Departure Terminal	Volume (Mcf of Natural Gas)	Notes
9/28/2020	Cheniere Marketing, LLC and Corpus Christi Liquefaction, LLC	Corpus Christi Liquefaction, LLC	2012-97-LNG	Long-Term	Greece	Global Energy	Corpus Christi, Texas	3,551,340	
10/2/2020	Cheniere Marketing, LLC and Corpus Christi Liquefaction, LLC	Corpus Christi Liquefaction, LLC	2012-97-LNG	Long-Term	Brazil	Castillo De Merida	Corpus Christi, Texas	3,776,433	
10/4/2020	Cheniere Marketing, LLC and Corpus Christi Liquefaction, LLC	Corpus Christi Liquefaction, LLC	2012-97-LNG	Long-Term	Lithuania	Arctic Princess	Corpus Christi, Texas	3,148,085	
10/7/2020	Cheniere Marketing, LLC and Corpus Christi Liquefaction, LLC	Corpus Christi Liquefaction, LLC	2012-97-LNG	Long-Term	Portugal	Hoegh Gannet	Corpus Christi, Texas	3,564,414	
10/11/2020	Cheniere Marketing, LLC and Corpus Christi Liquefaction, LLC	Corpus Christi Liquefaction, LLC	2012-97-LNG	Long-Term	Spain	Adriano Knutsen	Corpus Christi, Texas	3,719,924	
10/12/2020	Cheniere Marketing, LLC and Corpus Christi Liquefaction, LLC	Corpus Christi Liquefaction, LLC	2012-99-LNG	Long-Term	Dominican Republic	Kmarin Emerald	Corpus Christi, Texas	3,104,657	
10/13/2020	Cheniere Marketing, LLC and Corpus Christi Liquefaction, LLC	Corpus Christi Liquefaction, LLC	2012-97-LNG	Long-Term	Brazil	Cadiz Knutsen	Corpus Christi, Texas	2,948,544	
10/16/2020	Cheniere Marketing, LLC and Corpus Christi Liquefaction, LLC	Corpus Christi Liquefaction, LLC	2012-97-LNG	Long-Term	India	BW Pavilion Aranda	Corpus Christi, Texas	3,677,271	
10/18/2020	Cheniere Marketing, LLC and Corpus Christi Liquefaction, LLC	Corpus Christi Liquefaction, LLC	2012-99-LNG	Long-Term	South Korea	Gaslog Singapore	Corpus Christi, Texas	3,246,390	
10/20/2020	Cheniere Marketing, LLC and Corpus Christi Liquefaction, LLC	Corpus Christi Liquefaction, LLC	2012-97-LNG	Long-Term	Japan	Seri Balqis	Corpus Christi, Texas	3,342,260	
10/23/2020	Cheniere Marketing, LLC and Corpus Christi Liquefaction, LLC	Corpus Christi Liquefaction, LLC	2012-97-LNG	Long-Term	United Kingdom	Traiano Knutsen	Corpus Christi, Texas	3,493,845	
10/25/2020	Cheniere Marketing, LLC and Corpus Christi Liquefaction, LLC	Corpus Christi Liquefaction, LLC	2012-97-LNG	Long-Term	United Kingdom	Stena Crystal Sky	Corpus Christi, Texas	3,298,502	
10/28/2020	Cheniere Marketing, LLC and Corpus Christi Liquefaction, LLC	Corpus Christi Liquefaction, LLC	2012-97-LNG	Long-Term	United Kingdom	Maran Gas Troy	Corpus Christi, Texas	3,234,317	
10/31/2020	Cheniere Marketing, LLC and Corpus Christi Liquefaction, LLC	Corpus Christi Liquefaction, LLC	2012-97-LNG	Long-Term	India	Flex Aurora	Corpus Christi, Texas	3,561,820	
11/1/2020	Cheniere Marketing, LLC and Corpus Christi Liquefaction, LLC	Corpus Christi Liquefaction, LLC	2012-97-LNG	Long-Term	United Kingdom	Rias Baixas Knutsen	Corpus Christi, Texas	3,815,554	
11/4/2020	Cheniere Marketing, LLC and Corpus Christi Liquefaction, LLC	Corpus Christi Liquefaction, LLC	2012-97-LNG	Long-Term	Belgium	Flex Ranger	Corpus Christi, Texas	3,632,965	
11/6/2020	Cheniere Marketing, LLC and Corpus Christi Liquefaction, LLC	Corpus Christi Liquefaction, LLC	2012-97-LNG	Long-Term	United Kingdom	Maran Gas Apollonia	Corpus Christi, Texas	3,431,152	
11/9/2020	Cheniere Marketing, LLC and Corpus Christi Liquefaction, LLC	Corpus Christi Liquefaction, LLC	2012-97-LNG	Long-Term	United Kingdom	Adriano Knutsen	Corpus Christi, Texas	3,521,772	
11/12/2020	Cheniere Marketing, LLC and Corpus Christi Liquefaction, LLC	Corpus Christi Liquefaction, LLC	2012-97-LNG	Long-Term	China	Shinshu Maru	Corpus Christi, Texas	3,770,990	
11/15/2020	Cheniere Marketing, LLC and Corpus Christi Liquefaction, LLC	Corpus Christi Liquefaction, LLC	2012-97-LNG	Long-Term	Brazil	Galicia Spirit	Corpus Christi, Texas	3,006,246	
11/17/2020	Cheniere Marketing, LLC and Corpus Christi Liquefaction, LLC	Corpus Christi Liquefaction, LLC	2012-97-LNG	Long-Term	China	Cool Voyager	Corpus Christi, Texas	2,957,875	[*]
11/17/2020	Cheniere Marketing, LLC and Corpus Christi Liquefaction, LLC	Corpus Christi Liquefaction, LLC	2012-99-LNG	Long-Term	Singapore	Cool Voyager	Corpus Christi, Texas	468,022	[*]
11/18/2020	Cheniere Marketing, LLC and Corpus Christi Liquefaction, LLC	Corpus Christi Liquefaction, LLC	2012-97-LNG	Long-Term	China	Hoegh Galleon	Corpus Christi, Texas	3,574,330	
11/20/2020	Cheniere Marketing, LLC and Corpus Christi Liquefaction, LLC	Corpus Christi Liquefaction, LLC	2012-97-LNG	Long-Term	United Kingdom	Marib Spirit	Corpus Christi, Texas	3,217,955	
11/23/2020	Cheniere Marketing, LLC and Corpus Christi Liquefaction, LLC	Corpus Christi Liquefaction, LLC	2012-97-LNG	Long-Term	Turkey	Gaslog Seattle	Corpus Christi, Texas	3,197,686	

[S] Spot – a one-time transaction for near-term delivery of a specific quantity of LNG at a specific location. Prior to 2006, spot cargos could be included in either long-term or short-term authorized types.

[\*] Split cargo – a single shipment of LNG where portions of the cargo have different transactional characteristics. For instance, a single cargo can have more than one buyer, supplier, price, unloading port, loading port, or DOE authorization.

[C] Commissioning cargo – pre-commercial cargo loaded while export facility operations are still undergoing final testing and inspection. Commissioning cargos may occur multiple times for the same facility as individual LNG trains enter service.

[L] Liquefaction fees – liquefaction fees have been included in the cargo's price. Beginning with data for July 2019, all cargo prices include liquefaction fees, which include the full contract sales price under the relevant FOB LNG sale and purchase agreements. See Table 1(f) for a summary price per export facility per month.

Countries of destination are current as of publication date. Any updates to countries of destination reported will be published in the next scheduled *LNG Monthly*.

## VESSEL-BORNE EXPORTS OF DOMESTICALLY-PRODUCED LIQUEFIED NATURAL GAS (LNG)

Table 2a(iii)

Date of Departure	Name of Exporter	Supplier	Docket Number	Docket Term	Country of Destination	Name of Tanker	Departure Terminal	Volume (Mcf of Natural Gas)	Notes
11/25/2020	Cheniere Marketing, LLC and Corpus Christi Liquefaction, LLC	Corpus Christi Liquefaction, LLC	2012-97-LNG	Long-Term	Spain	Traiano Knutsen	Corpus Christi, Texas	3,294,076	
11/27/2020	Cheniere Marketing, LLC and Corpus Christi Liquefaction, LLC	Corpus Christi Liquefaction, LLC	2012-97-LNG	Long-Term	India	Castillo De Merida	Corpus Christi, Texas	3,568,822	
11/30/2020	Cheniere Marketing, LLC and Corpus Christi Liquefaction, LLC	Corpus Christi Liquefaction, LLC	2012-97-LNG	Long-Term	Brazil	Arwa Spirit	Corpus Christi, Texas	3,493,988	
12/2/2020	Cheniere Marketing, LLC and Corpus Christi Liquefaction, LLC	Corpus Christi Liquefaction, LLC	2012-97-LNG	Long-Term	Taiwan	Fuji LNG	Corpus Christi, Texas	3,059,709	
12/4/2020	Cheniere Marketing, LLC and Corpus Christi Liquefaction, LLC	Corpus Christi Liquefaction, LLC	2012-99-LNG	Long-Term	Chile	Rioja Knutsen	Corpus Christi, Texas	3,155,072	
12/6/2020	Cheniere Marketing, LLC and Corpus Christi Liquefaction, LLC	Corpus Christi Liquefaction, LLC	2012-97-LNG	Long-Term	Brazil	Energy Universe	Corpus Christi, Texas	3,375,261	
12/7/2020	Cheniere Marketing, LLC and Corpus Christi Liquefaction, LLC	Corpus Christi Liquefaction, LLC	2012-97-LNG	Long-Term	China	La Mancha Knutsen	Corpus Christi, Texas	3,670,323	
12/9/2020	Cheniere Marketing, LLC and Corpus Christi Liquefaction, LLC	Corpus Christi Liquefaction, LLC	2012-97-LNG	Long-Term	Portugal	Adriano Knutsen	Corpus Christi, Texas	3,711,265	
12/11/2020	Cheniere Marketing, LLC and Corpus Christi Liquefaction, LLC	Corpus Christi Liquefaction, LLC	2012-97-LNG	Long-Term	United Kingdom	Torben Spirit	Corpus Christi, Texas	3,463,671	
12/13/2020	Cheniere Marketing, LLC and Corpus Christi Liquefaction, LLC	Corpus Christi Liquefaction, LLC	2012-97-LNG	Long-Term	Japan	Oak Spirit	Corpus Christi, Texas	3,659,791	
12/14/2020	Cheniere Marketing, LLC and Corpus Christi Liquefaction, LLC	Corpus Christi Liquefaction, LLC	2012-97-LNG	Long-Term	China	Gaslog Chelsea	Corpus Christi, Texas	3,264,041	
12/16/2020	Cheniere Marketing, LLC and Corpus Christi Liquefaction, LLC	Corpus Christi Liquefaction, LLC	2012-97-LNG	Long-Term	Brazil	Magellan Spirit	Corpus Christi, Texas	3,442,922	
12/19/2020	Cheniere Marketing, LLC and Corpus Christi Liquefaction, LLC	Corpus Christi Liquefaction, LLC	2012-97-LNG	Long-Term	France	Sohshu Maru	Corpus Christi, Texas	3,752,010	
12/20/2020	Cheniere Marketing, LLC and Corpus Christi Liquefaction, LLC	Corpus Christi Liquefaction, LLC	2012-97-LNG	Long-Term	Brazil	Gaslog Skagen	Corpus Christi, Texas	3,294,507	
12/23/2020	Cheniere Marketing, LLC and Corpus Christi Liquefaction, LLC	Corpus Christi Liquefaction, LLC	2012-97-LNG	Long-Term	Japan	Maran Gas Lindos	Corpus Christi, Texas	3,390,261	
12/25/2020	Cheniere Marketing, LLC and Corpus Christi Liquefaction, LLC	Corpus Christi Liquefaction, LLC	2012-97-LNG	Long-Term	Spain	Gaslog Santiago	Corpus Christi, Texas	3,295,992	
12/27/2020	Cheniere Marketing, LLC and Corpus Christi Liquefaction, LLC	Corpus Christi Liquefaction, LLC	2012-99-LNG	Long-Term	South Korea	Rias Baixas Knutsen	Corpus Christi, Texas	3,810,030	
12/31/2020	Cheniere Marketing, LLC and Corpus Christi Liquefaction, LLC	Corpus Christi Liquefaction, LLC	2012-99-LNG	Long-Term	South Korea	Flex Aurora	Corpus Christi, Texas	3,454,825	
<b>TOTAL Exports of LNG from Corpus Christi</b>								<b>395,841,397</b>	

[S] **Spot** – a one-time transaction for near-term delivery of a specific quantity of LNG at a specific location. Prior to 2006, spot cargos could be included in either long-term or short-term authorized types.

[\*] **Split cargo** – a single shipment of LNG where portions of the cargo have different transactional characteristics. For instance, a single cargo can have more than one buyer, supplier, price, unloading port, loading port, or DOE authorization.

[C] **Commissioning cargo** – pre-commercial cargo loaded while export facility operations are still undergoing final testing and inspection. Commissioning cargos may occur multiple times for the same facility as individual LNG trains enter service.

[L] **Liquefaction fees** – liquefaction fees have been included in the cargo's price. Beginning with data for July 2019, all cargo prices include liquefaction fees, which include the full contract sales price under the relevant FOB LNG sale and purchase agreements. See Table 1(f) for a summary price per export facility per month.

Countries of destination are current as of publication date. Any updates to countries of destination reported will be published in the next scheduled *LNG Monthly*.



### VESSEL-BORNE EXPORTS OF DOMESTICALLY-PRODUCED LIQUEFIED NATURAL GAS (LNG)

Table 2a(iv)

Date of Departure	Name of Exporter	Supplier	Docket Number	Docket Term	Country of Destination	Name of Tanker	Departure Terminal	Volume (Mcf of Natural Gas)	Notes
1/4/2020	Cameron LNG, LLC	Various	2011-162-LNG	Long-Term	South Korea	Diamond Gas Sakura	Cameron, Louisiana	3,028,055	[*]
1/7/2020	Cameron LNG, LLC	Mitsui & Co. Energy Marketing	2011-162-LNG	Long-Term	Japan	Hoegh Gallant	Cameron, Louisiana	3,273,381	[*]
1/17/2020	Cameron LNG, LLC	Various	2011-162-LNG	Long-Term	Greece	Flex Ranger	Cameron, Louisiana	2,741,222	[*]
1/17/2020	Cameron LNG, LLC	Various	2011-162-LNG	Long-Term	Spain	Flex Ranger	Cameron, Louisiana	841,408	[*]
1/18/2020	Cameron LNG, LLC	Various	2011-162-LNG	Long-Term	Poland	Wilpride	Cameron, Louisiana	3,282,392	
1/20/2020	Cameron LNG, LLC	Various	2011-162-LNG	Long-Term	Belgium	British Sapphire	Cameron, Louisiana	3,289,532	[C]
1/21/2020	Cameron LNG, LLC	Various	2011-162-LNG	Long-Term	United Kingdom	Maran Gas Troy	Cameron, Louisiana	3,328,759	
1/25/2020	Cameron LNG, LLC	Various	2011-162-LNG	Long-Term	India	Gaslog Seattle	Cameron, Louisiana	3,308,759	[C]
1/29/2020	Cameron LNG, LLC	Various	2016-34-LNG	Short-Term	Japan	Marvel Crane	Cameron, Louisiana	3,566,911	[C]
2/2/2020	Cameron LNG, LLC	Mitsui & Co. Energy Marketing	2011-162-LNG	Long-Term	United Kingdom	Marvel Eagle	Cameron, Louisiana	3,307,535	
2/5/2020	Cameron LNG, LLC	Various	2011-162-LNG	Long-Term	Pakistan	BW Tulip	Cameron, Louisiana	3,566,994	[C]
2/6/2020	Cameron LNG, LLC	Various	2011-162-LNG	Long-Term	France	Diamond Gas Orchid	Cameron, Louisiana	3,498,743	
2/9/2020	Cameron LNG, LLC	Mitsui & Co. Energy Marketing	2011-162-LNG	Long-Term	Netherlands	Marvel Heron	Cameron, Louisiana	3,583,663	
2/17/2020	Cameron LNG, LLC	Various	2011-145-LNG	Long-Term	Panama	Golar Seal	Cameron, Louisiana	3,408,401	
2/23/2020	Cameron LNG, LLC	Various	2011-162-LNG	Long-Term	Spain	Golar Ice	Cameron, Louisiana	3,234,479	[C]
2/25/2020	Cameron LNG, LLC	Various	2011-162-LNG	Long-Term	Netherlands	Golar Penguin	Cameron, Louisiana	3,409,358	
2/29/2020	Cameron LNG, LLC	Mitsui & Co. Energy Marketing	2011-162-LNG	Long-Term	Japan	Prism Agility	Cameron, Louisiana	3,767,433	
3/3/2020	Cameron LNG, LLC	Mitsui & Co. Energy Marketing	2011-162-LNG	Long-Term	Netherlands	BW Pavilion Leeara	Cameron, Louisiana	2,383,112	[*]
3/3/2020	Cameron LNG, LLC	Various	2016-34-LNG	Short-Term	Netherlands	BW Pavilion Leeara	Cameron, Louisiana	1,042,915	[*][C]
3/6/2020	Cameron LNG, LLC	Various	2011-162-LNG	Long-Term	Greece	Neptune	Cameron, Louisiana	2,007,654	[*]
3/6/2020	Cameron LNG, LLC	Various	2016-34-LNG	Short-Term	Greece	Neptune	Cameron, Louisiana	1,078,089	[*][C]
3/10/2020	Cameron LNG, LLC	Various Suppliers	2011-145-LNG	Long-Term	South Korea	Stena Clear Sky	Cameron, Louisiana	3,680,936	
3/12/2020	Cameron LNG, LLC	Various	2011-162-LNG	Long-Term	Spain	Marvel Eagle	Cameron, Louisiana	1,909,424	[*]
3/12/2020	Cameron LNG, LLC	Various	2016-34-LNG	Short-Term	Spain	Marvel Eagle	Cameron, Louisiana	1,415,436	[*][C]
3/13/2020	Cameron LNG, LLC	Various	2011-162-LNG	Long-Term	Japan	Diamond Gas Sakura	Cameron, Louisiana	3,500,830	
3/18/2020	Cameron LNG, LLC	Various	2011-162-LNG	Long-Term	Taiwan	Wilpride	Cameron, Louisiana	3,292,881	
3/20/2020	Cameron LNG, LLC	Mitsui & Co. Energy Marketing	2011-145-LNG	Long-Term	South Korea	Marvel Heron	Cameron, Louisiana	3,773,086	
3/22/2020	Cameron LNG, LLC	Various	2011-162-LNG	Long-Term	China	SK Resolute	Cameron, Louisiana	3,805,642	
3/26/2020	Cameron LNG, LLC	Various Suppliers	2011-145-LNG	Long-Term	Dominican Republic	SCF La Perouse	Cameron, Louisiana	2,871,520	
3/28/2020	Cameron LNG, LLC	Mitsui & Co. Energy Marketing	2011-145-LNG	Long-Term	South Korea	Marvel Kite	Cameron, Louisiana	3,601,368	
4/1/2020	Cameron LNG, LLC	Various Suppliers	2011-145-LNG	Long-Term	Chile	SK Audace	Cameron, Louisiana	3,802,749	
4/6/2020	Cameron LNG, LLC	Various	2011-162-LNG	Long-Term	France	Maran Gas Troy	Cameron, Louisiana	3,332,805	
4/7/2020	Cameron LNG, LLC	Mitsui & Co. Energy Marketing	2011-162-LNG	Long-Term	Italy	Fuji LNG	Cameron, Louisiana	3,135,257	
4/11/2020	Cameron LNG, LLC	Various	2011-162-LNG	Long-Term	Portugal	La Seine	Cameron, Louisiana	3,693,607	
4/14/2020	Cameron LNG, LLC	Mitsui & Co. Energy Marketing	2011-162-LNG	Long-Term	France	Neptune	Cameron, Louisiana	3,056,537	
4/15/2020	Cameron LNG, LLC	Various	2011-162-LNG	Long-Term	Spain	Creole Spirit	Cameron, Louisiana	3,282,825	
4/19/2020	Cameron LNG, LLC	Various	2011-162-LNG	Long-Term	Japan	Diamond Gas Orchid	Cameron, Louisiana	3,487,720	
4/21/2020	Cameron LNG, LLC	Various Suppliers	2011-145-LNG	Long-Term	South Korea	Marvel Crane	Cameron, Louisiana	3,700,243	
4/25/2020	Cameron LNG, LLC	Various	2011-162-LNG	Long-Term	Turkey	LNG Alliance	Cameron, Louisiana	3,272,700	
4/28/2020	Cameron LNG, LLC	Various Suppliers	2011-145-LNG	Long-Term	Dominican Republic	SK Audace	Cameron, Louisiana	1,837,962	
4/30/2020	Cameron LNG, LLC	Various	2011-162-LNG	Long-Term	India	BW Paris	Cameron, Louisiana	3,194,808	
5/3/2020	Cameron LNG, LLC	Mitsui & Co. Energy Marketing	2011-162-LNG	Long-Term	Belgium	Golar Glacier	Cameron, Louisiana	3,413,543	
5/5/2020	Cameron LNG, LLC	Mitsui & Co. Energy Marketing	2011-162-LNG	Long-Term	Netherlands	Marvel Eagle	Cameron, Louisiana	3,333,100	
5/9/2020	Cameron LNG, LLC	Various	2011-162-LNG	Long-Term	China	Diamond Gas Sakura	Cameron, Louisiana	3,436,186	
5/15/2020	Cameron LNG, LLC	Various	2011-162-LNG	Long-Term	India	Stena Clear Sky	Cameron, Louisiana	3,675,592	

[S] Spot – a one-time transaction for near-term delivery of a specific quantity of LNG at a specific location. Prior to 2006, spot cargos could be included in either long-term or short-term authorized types.

[\*] Split cargo – a single shipment of LNG where portions of the cargo have different transactional characteristics. For instance, a single cargo can have more than one buyer, supplier, price, unloading port, loading port, or DOE authorization.

[C] Commissioning cargo – pre-commercial cargo loaded while export facility operations are still undergoing final testing and inspection. Commissioning cargos may occur multiple times for the same facility as individual LNG trains enter service.

[L] Liquefaction fees – liquefaction fees have been included in the cargo prices for all months. See Table 1(f) for a summary price per export facility per month.

Countries of destination are current as of publication date. Any updates to countries of destination reported will be published in the next scheduled *LNG Monthly*.

## VESSEL-BORNE EXPORTS OF DOMESTICALLY-PRODUCED LIQUEFIED NATURAL GAS (LNG)

Table 2a(iv)

Date of Departure	Name of Exporter	Supplier	Docket Number	Docket Term	Country of Destination	Name of Tanker	Departure Terminal	Volume (Mcf of Natural Gas)	Notes
5/16/2020	Cameron LNG, LLC	Various	2011-162-LNG	Long-Term	Spain	Gaslog Warsaw	Cameron, Louisiana	3,647,216	
5/18/2020	Cameron LNG, LLC	Various	2011-162-LNG	Long-Term	Argentina	SK Audace	Cameron, Louisiana	1,816,603	
5/22/2020	Cameron LNG, LLC	Various	2011-162-LNG	Long-Term	Netherlands	Flex Rainbow	Cameron, Louisiana	3,492,711	
5/25/2020	Cameron LNG, LLC	Mitsui & Co. Energy Marketing	2011-162-LNG	Long-Term	Japan	Marvel Heron	Cameron, Louisiana	3,724,254	
5/28/2020	Cameron LNG, LLC	Various	2011-162-LNG	Long-Term	India	Neo Energy	Cameron, Louisiana	3,181,596	
5/31/2020	Cameron LNG, LLC	Various Suppliers	2011-145-LNG	Long-Term	Dominican Republic	Neptune	Cameron, Louisiana	2,554,347	
6/1/2020	Cameron LNG, LLC	Various	2016-34-LNG	Short-Term	Italy	Marvel Eagle	Cameron, Louisiana	3,331,704	[C]
6/5/2020	Cameron LNG, LLC	Various	2011-162-LNG	Long-Term	Japan	Diamond Gas Rose	Cameron, Louisiana	3,506,412	
6/10/2020	Cameron LNG, LLC	Mitsui & Co. Energy Marketing	2011-162-LNG	Long-Term	Japan	SK Resolute	Cameron, Louisiana	3,635,074	[*]
6/10/2020	Cameron LNG, LLC	Various	2011-162-LNG	Long-Term	Japan	SK Resolute	Cameron, Louisiana	66,187	[*]
6/11/2020	Cameron LNG, LLC	Various	2011-162-LNG	Long-Term	Poland	BW GDF Suez Brussels	Cameron, Louisiana	3,385,246	
6/13/2020	Cameron LNG, LLC	Various	2011-162-LNG	Long-Term	Italy	LNG Alliance	Cameron, Louisiana	3,278,512	[C]
6/16/2020	Cameron LNG, LLC	Various	2011-162-LNG	Long-Term	India	Trinity Glory	Cameron, Louisiana	3,287,954	
6/19/2020	Cameron LNG, LLC	Various	2011-162-LNG	Long-Term	India	Arwa Spirit	Cameron, Louisiana	3,353,141	
6/19/2020	Cameron LNG, LLC	Various	2011-162-LNG	Long-Term	Netherlands	Kita LNG	Cameron, Louisiana	3,399,685	[C]
6/22/2020	Cameron LNG, LLC	Various Suppliers	2011-145-LNG	Long-Term	Chile	Palu LNG	Cameron, Louisiana	3,313,072	
6/26/2020	Cameron LNG, LLC	Various	2016-34-LNG	Short-Term	Japan	Marvel Kite	Cameron, Louisiana	3,541,153	[C]
6/28/2020	Cameron LNG, LLC	Various	2011-162-LNG	Long-Term	Japan	Diamond Gas Orchid	Cameron, Louisiana	3,504,147	
7/1/2020	Cameron LNG, LLC	Mitsui & Co. Energy Marketing	2011-162-LNG	Long-Term	Japan	Marvel Hawk	Cameron, Louisiana	3,648,296	
7/2/2020	Cameron LNG, LLC	Various	2011-162-LNG	Long-Term	United Arab Emirates	Point Fortin	Cameron, Louisiana	3,276,610	[C]
7/7/2020	Cameron LNG, LLC	Various	2011-162-LNG	Long-Term	China	SCF La Perouse	Cameron, Louisiana	3,411,839	
7/10/2020	Cameron LNG, LLC	Various Suppliers	2011-145-LNG	Long-Term	Chile	SK Audace	Cameron, Louisiana	1,515,206	[*]
7/10/2020	Cameron LNG, LLC	Various	2011-162-LNG	Long-Term	Argentina	SK Audace	Cameron, Louisiana	2,217,648	[*]
7/16/2020	Cameron LNG, LLC	Various	2011-162-LNG	Long-Term	Japan	Diamond Gas Sakura	Cameron, Louisiana	3,506,615	
7/19/2020	Cameron LNG, LLC	Various	2011-162-LNG	Long-Term	Spain	BW Pavilion Vanda	Cameron, Louisiana	3,409,360	[C]
7/20/2020	Cameron LNG, LLC	Mitsui & Co. Energy Marketing	2011-162-LNG	Long-Term	Spain	Hoegh Gallant	Cameron, Louisiana	3,615,088	
7/27/2020	Cameron LNG, LLC	Various	2011-162-LNG	Long-Term	China	Golar Penguin	Cameron, Louisiana	3,338,964	
7/29/2020	Cameron LNG, LLC	Various	2020-14-LNG	Short-Term	Greece	Marvel Eagle	Cameron, Louisiana	3,321,459	[C]
8/2/2020	Cameron LNG, LLC	Mitsui & Co. Energy Marketing	2011-162-LNG	Long-Term	Kuwait	Marvel Crane	Cameron, Louisiana	3,719,996	
8/6/2020	Cameron LNG, LLC	Various Suppliers	2011-145-LNG	Long-Term	Colombia	BW GDF Suez Brussels	Cameron, Louisiana	549,993	[C] [*]
8/6/2020	Cameron LNG, LLC	Various Suppliers	2011-145-LNG	Long-Term	Dominican Republic	BW GDF Suez Brussels	Cameron, Louisiana	2,771,824	[C] [*]
8/6/2020	Cameron LNG, LLC	Various	2011-162-LNG	Long-Term	China	SK Resolute	Cameron, Louisiana	3,589,039	
8/10/2020	Cameron LNG, LLC	Mitsui & Co. Energy Marketing	2011-162-LNG	Long-Term	United Arab Emirates	Cool Explorer	Cameron, Louisiana	3,358,921	
8/13/2020	Cameron LNG, LLC	Various	2011-162-LNG	Long-Term	China	Kita LNG	Cameron, Louisiana	2,288,164	[*]
8/13/2020	Cameron LNG, LLC	Various	2011-162-LNG	Long-Term	China	Kita LNG	Cameron, Louisiana	1,046,630	[C] [*]
8/16/2020	Cameron LNG, LLC	Various	2011-162-LNG	Long-Term	Japan	Gaslog Hong Kong	Cameron, Louisiana	3,674,003	
8/18/2020	Cameron LNG, LLC	Mitsui & Co. Energy Marketing	2011-162-LNG	Long-Term	Japan	Marvel Heron	Cameron, Louisiana	3,779,926	
8/20/2020	Cameron LNG, LLC	Various	2011-162-LNG	Long-Term	India	BW Lilac	Cameron, Louisiana	3,474,683	
8/23/2020	Cameron LNG, LLC	Various	2011-162-LNG	Long-Term	China	Diamond Gas Rose	Cameron, Louisiana	3,501,682	
10/5/2020	Cameron LNG, LLC	Various Suppliers	2011-145-LNG	Long-Term	South Korea	SK Audace	Cameron, Louisiana	3,469,783	[*]
10/21/2020	Cameron LNG, LLC	Various	2011-162-LNG	Long-Term	Brazil	Golar Seal	Cameron, Louisiana	2,941,977	
10/23/2020	Cameron LNG, LLC	Various	2011-162-LNG	Long-Term	Japan	BW Pavilion Vanda	Cameron, Louisiana	3,146,322	[*]
10/25/2020	Cameron LNG, LLC	Mitsui & Co. Energy Marketing	2011-162-LNG	Long-Term	Brazil	Marvel Crane	Cameron, Louisiana	3,151,175	[*]
10/27/2020	Cameron LNG, LLC	Various	2011-162-LNG	Long-Term	China	LNG Saturn	Cameron, Louisiana	2,597,447	
10/31/2020	Cameron LNG, LLC	Various	2011-162-LNG	Long-Term	Brazil	Magellan Spirit	Cameron, Louisiana	3,033,960	

[S] Spot – a one-time transaction for near-term delivery of a specific quantity of LNG at a specific location. Prior to 2006, spot cargos could be included in either long-term or short-term authorized types.

[\*] Split cargo – a single shipment of LNG where portions of the cargo have different transactional characteristics. For instance, a single cargo can have more than one buyer, supplier, price, unloading port, loading port, or DOE authorization.

[C] Commissioning cargo – pre-commercial cargo loaded while export facility operations are still undergoing final testing and inspection. Commissioning cargos may occur multiple times for the same facility as individual LNG trains enter service.

[L] Liquefaction fees – liquefaction fees have been included in the cargo prices for all months. See Table 1(f) for a summary price per export facility per month.

Countries of destination are current as of publication date. Any updates to countries of destination reported will be published in the next scheduled *LNG Monthly*.

### VESSEL-BORNE EXPORTS OF DOMESTICALLY-PRODUCED LIQUEFIED NATURAL GAS (LNG)

Table 2a(iv)

Date of Departure	Name of Exporter	Supplier	Docket Number	Docket Term	Country of Destination	Name of Tanker	Departure Terminal	Volume (Mcf of Natural Gas)	Notes
11/2/2020	Cameron LNG, LLC	Various	2011-162-LNG	Long-Term	India	Wilpride	Cameron, Louisiana	3,135,544	
11/4/2020	Cameron LNG, LLC	Mitsui & Co. Energy Marketing	2011-145-LNG	Long-Term	South Korea	SCF La Perouse	Cameron, Louisiana	3,217,111	
11/6/2020	Cameron LNG, LLC	Mitsui & Co. Energy Marketing	2011-162-LNG	Long-Term	Brazil	Flex Endeavor	Cameron, Louisiana	3,223,539	
11/7/2020	Cameron LNG, LLC	Various	2011-162-LNG	Long-Term	Japan	Diamond Gas Sakura	Cameron, Louisiana	215,679	
11/9/2020	Cameron LNG, LLC	Mitsui & Co. Energy Marketing	2011-162-LNG	Long-Term	Italy	Gaslog Salem	Cameron, Louisiana	3,082,907	
11/11/2020	Cameron LNG, LLC	Various Suppliers	2011-145-LNG	Long-Term	Dominican Republic	BW GDF Suez Brussels	Cameron, Louisiana	2,774,247	[*]
11/11/2020	Cameron LNG, LLC	Various Suppliers	2011-145-LNG	Long-Term	Panama	BW GDF Suez Brussels	Cameron, Louisiana	376,876	[*]
11/13/2020	Cameron LNG, LLC	Various	2011-162-LNG	Long-Term	Brazil	Palu LNG	Cameron, Louisiana	3,207,863	
11/15/2020	Cameron LNG, LLC	Mitsui & Co. Energy Marketing	2011-145-LNG	Long-Term	South Korea	Marvel Heron	Cameron, Louisiana	3,321,007	
11/16/2020	Cameron LNG, LLC	Various	2011-162-LNG	Long-Term	Japan	Diamond Gas Sakura	Cameron, Louisiana	3,313,813	
11/18/2020	Cameron LNG, LLC	Various	2011-162-LNG	Long-Term	Lithuania	BW Lilac	Cameron, Louisiana	3,621,258	
11/20/2020	Cameron LNG, LLC	Various Suppliers	2011-145-LNG	Long-Term	Dominican Republic	Golar Seal	Cameron, Louisiana	2,331,310	[*]
11/20/2020	Cameron LNG, LLC	Various Suppliers	2011-145-LNG	Long-Term	Panama	Golar Seal	Cameron, Louisiana	1,071,136	[*]
11/22/2020	Cameron LNG, LLC	Various	2011-162-LNG	Long-Term	Japan	Diamond Gas Rose	Cameron, Louisiana	3,511,763	
11/23/2020	Cameron LNG, LLC	Mitsui & Co. Energy Marketing	2011-162-LNG	Long-Term	Japan	Marvel Hawk	Cameron, Louisiana	3,687,814	
11/25/2020	Cameron LNG, LLC	Mitsui & Co. Energy Marketing	2011-162-LNG	Long-Term	Brazil	Marvel Crane	Cameron, Louisiana	3,513,592	
11/27/2020	Cameron LNG, LLC	Various	2011-162-LNG	Long-Term	Greece	Velikiy Novgorod	Cameron, Louisiana	3,542,962	
11/30/2020	Cameron LNG, LLC	Various	2011-162-LNG	Long-Term	Pakistan	BW GDF Suez Brussels	Cameron, Louisiana	3,436,281	
12/2/2020	Cameron LNG, LLC	Mitsui & Co. Energy Marketing	2011-162-LNG	Long-Term	Brazil	Marvel Kite	Cameron, Louisiana	3,637,236	
12/5/2020	Cameron LNG, LLC	Various	2011-162-LNG	Long-Term	China	Diamond Gas Metropolis	Cameron, Louisiana	3,678,517	
12/7/2020	Cameron LNG, LLC	Various Suppliers	2011-145-LNG	Long-Term	Dominican Republic	Golar Seal	Cameron, Louisiana	2,783,875	[*]
12/7/2020	Cameron LNG, LLC	Various Suppliers	2011-145-LNG	Long-Term	Panama	Golar Seal	Cameron, Louisiana	270,525	[*]
12/8/2020	Cameron LNG, LLC	Various	2011-162-LNG	Long-Term	India	British Sapphire	Cameron, Louisiana	3,289,161	
12/10/2020	Cameron LNG, LLC	Various	2011-162-LNG	Long-Term	Greece	Palu LNG	Cameron, Louisiana	3,382,445	
12/12/2020	Cameron LNG, LLC	Mitsui & Co. Energy Marketing	2011-162-LNG	Long-Term	Poland	Stena Clear Sky	Cameron, Louisiana	3,603,243	
12/14/2020	Cameron LNG, LLC	Various	2011-162-LNG	Long-Term	China	Seri Balhaf	Cameron, Louisiana	3,277,141	
12/16/2020	Cameron LNG, LLC	Mitsui & Co. Energy Marketing	2011-162-LNG	Long-Term	Netherlands	Marvel Eagle	Cameron, Louisiana	3,315,579	
12/18/2020	Cameron LNG, LLC	Various	2011-162-LNG	Long-Term	Lithuania	Point Fortin	Cameron, Louisiana	3,246,443	
12/20/2020	Cameron LNG, LLC	Various	2011-162-LNG	Long-Term	Turkey	BW Lilac	Cameron, Louisiana	3,483,068	
12/21/2020	Cameron LNG, LLC	Various	2011-162-LNG	Long-Term	Turkey	Golar Seal	Cameron, Louisiana	3,399,443	
12/23/2020	Cameron LNG, LLC	Mitsui & Co. Energy Marketing	2011-162-LNG	Long-Term	Spain	Traiano Knutsen	Cameron, Louisiana	3,288,901	
12/26/2020	Cameron LNG, LLC	Various	2011-162-LNG	Long-Term	India	BW Pavilion Aranda	Cameron, Louisiana	3,640,374	
12/27/2020	Cameron LNG, LLC	Mitsui & Co. Energy Marketing	2011-162-LNG	Long-Term	Japan	Marvel Crane	Cameron, Louisiana	3,701,613	
12/30/2020	Cameron LNG, LLC	Various	2011-162-LNG	Long-Term	Japan	Diamond Gas Orchid	Cameron, Louisiana	3,507,094	
12/31/2020	Cameron LNG, LLC	Various	2011-162-LNG	Long-Term	Japan	SCF La Perouse	Cameron, Louisiana	3,629,300	
<b>TOTAL Exports of LNG from Cameron</b>								<b>381,549,836</b>	

[S] Spot – a one-time transaction for near-term delivery of a specific quantity of LNG at a specific location. Prior to 2006, spot cargos could be included in either long-term or short-term authorized types.

[\*] Split cargo – a single shipment of LNG where portions of the cargo have different transactional characteristics. For instance, a single cargo can have more than one buyer, supplier, price, unloading port, loading port, or DOE authorization.

[C] Commissioning cargo – pre-commercial cargo loaded while export facility operations are still undergoing final testing and inspection. Commissioning cargos may occur multiple times for the same facility as individual LNG trains enter service.

[L] Liquefaction fees – liquefaction fees have been included in the cargo prices for all months. See Table 1(f) for a summary price per export facility per month.

Countries of destination are current as of publication date. Any updates to countries of destination reported will be published in the next scheduled *LNG Monthly*.

## VESSEL-BORNE EXPORTS OF DOMESTICALLY-PRODUCED LIQUEFIED NATURAL GAS (LNG)

Table 2a(v)

Date of Departure	Name of Exporter	Supplier	Docket Number	Docket Term	Country of Destination	Name of Tanker	Departure Terminal	Volume (Mcf of Natural Gas)	Notes
1/1/2020	Freeport LNG Expansion, L.P., et al.	FLEX	2016-108-LNG	Long-Term	Japan	Maran Gas Andros	Freeport, Texas	3,650,720	
1/3/2020	Freeport LNG Expansion, L.P., et al.	Freeport LNG Expansion, L.P.	2018-3-LNG	Short-Term	South Korea	Maran Gas Roxana	Freeport, Texas	3,648,520	[C]
1/5/2020	Freeport LNG Expansion, L.P., et al.	Freeport LNG Expansion, L.P.	2018-3-LNG	Short-Term	France	Galea	Freeport, Texas	2,896,786	[C]
1/6/2020	Freeport LNG Expansion, L.P., et al.	FLEX	2016-108-LNG	Long-Term	Taiwan	Velikiy Novgorod	Freeport, Texas	3,634,515	
1/8/2020	Freeport LNG Expansion, L.P., et al.	Freeport LNG Expansion, L.P.	2018-3-LNG	Short-Term	Mexico	Pan Europe	Freeport, Texas	3,689,343	[C]
1/11/2020	Freeport LNG Expansion, L.P., et al.	FLEX	2016-108-LNG	Long-Term	Japan	Nohshu Maru	Freeport, Texas	3,664,784	
1/18/2020	Freeport LNG Expansion, L.P., et al.	FLEX	2016-108-LNG	Long-Term	Spain	Seri Balqis	Freeport, Texas	3,255,183	
1/22/2020	Freeport LNG Expansion, L.P., et al.	FLEX	2016-108-LNG	Long-Term	United Kingdom	Shinshu Maru	Freeport, Texas	3,787,050	
1/22/2020	Freeport LNG Expansion, L.P., et al.	Freeport LNG Expansion, L.P.	2018-3-LNG	Short-Term	Pakistan	Solaris	Freeport, Texas	3,322,674	[C]
1/25/2020	Freeport LNG Expansion, L.P., et al.	FLEX	2016-108-LNG	Long-Term	Turkey	British Diamond	Freeport, Texas	3,297,193	
1/27/2020	Freeport LNG Expansion, L.P., et al.	FLEX	2016-108-LNG	Long-Term	United Kingdom	Golar Kelvin	Freeport, Texas	3,289,421	
1/30/2020	Freeport LNG Expansion, L.P., et al.	FLEX	2016-108-LNG	Long-Term	Spain	British Emerald	Freeport, Texas	3,266,883	
2/1/2020	Freeport LNG Expansion, L.P., et al.	FLEX	2016-108-LNG	Long-Term	Japan	Bushu Maru	Freeport, Texas	3,755,567	
2/3/2020	Freeport LNG Expansion, L.P., et al.	FLEX	2016-108-LNG	Long-Term	Spain	British Contributor	Freeport, Texas	3,700,603	
2/5/2020	Freeport LNG Expansion, L.P., et al.	FLEX	2016-108-LNG	Long-Term	Turkey	LNG Schneeweisschen	Freeport, Texas	3,857,167	
2/9/2020	Freeport LNG Expansion, L.P., et al.	FLEX	2016-108-LNG	Long-Term	Brazil	Sean Spirit	Freeport, Texas	3,592,633	
2/11/2020	Freeport LNG Expansion, L.P., et al.	FLEX	2016-108-LNG	Long-Term	United Kingdom	Diamond Gas Rose	Freeport, Texas	3,523,666	
2/16/2020	Freeport LNG Expansion, L.P., et al.	Freeport LNG Expansion, L.P.	2018-3-LNG	Short-Term	France	Galea	Freeport, Texas	2,928,372	[S]
2/17/2020	Freeport LNG Expansion, L.P., et al.	FLEX	2016-108-LNG	Long-Term	Turkey	Golar Frost	Freeport, Texas	3,425,803	
2/20/2020	Freeport LNG Expansion, L.P., et al.	FLEX	2016-108-LNG	Long-Term	Japan	LNG Juno	Freeport, Texas	2,917,214	
2/22/2020	Freeport LNG Expansion, L.P., et al.	FLEX	2016-108-LNG	Long-Term	France	British Partner	Freeport, Texas	3,698,792	
2/25/2020	Freeport LNG Expansion, L.P., et al.	FLEX	2016-108-LNG	Long-Term	Japan	Sohshu Maru	Freeport, Texas	3,768,464	
2/28/2020	Freeport LNG Expansion, L.P., et al.	FLEX	2016-108-LNG	Long-Term	Poland	British Diamond	Freeport, Texas	3,302,500	
3/3/2020	Freeport LNG Expansion, L.P., et al.	FLEX	2016-108-LNG	Long-Term	United Kingdom	British Contributor	Freeport, Texas	3,700,617	
3/4/2020	Freeport LNG Expansion, L.P., et al.	FLEX	2016-108-LNG	Long-Term	Netherlands	Arwa Spirit	Freeport, Texas	3,315,945	
3/7/2020	Freeport LNG Expansion, L.P., et al.	FLEX	2016-108-LNG	Long-Term	Japan	Maran Gas Andros	Freeport, Texas	3,693,268	
3/8/2020	Freeport LNG Expansion, L.P., et al.	FLEX	2016-108-LNG	Long-Term	Israel	Sean Spirit	Freeport, Texas	3,197,074	
3/13/2020	Freeport LNG Expansion, L.P., et al.	FLEX	2016-108-LNG	Long-Term	Spain	LNG Schneeweisschen	Freeport, Texas	3,746,527	
3/14/2020	Freeport LNG Expansion, L.P., et al.	Freeport LNG Expansion, L.P.	2018-3-LNG	Short-Term	Thailand	Prism Brilliance	Freeport, Texas	3,783,287	[C]
3/17/2020	Freeport LNG Expansion, L.P., et al.	FLEX	2016-108-LNG	Long-Term	Japan	Diamond Gas Rose	Freeport, Texas	3,535,200	
3/21/2020	Freeport LNG Expansion, L.P., et al.	FLEX	2016-108-LNG	Long-Term	China	Maran Gas Vergina	Freeport, Texas	3,709,702	
3/23/2020	Freeport LNG Expansion, L.P., et al.	FLEX	2016-108-LNG	Long-Term	France	BW Paris	Freeport, Texas	3,293,118	
3/25/2020	Freeport LNG Expansion, L.P., et al.	FLEX	2016-108-LNG	Long-Term	Japan	British Partner	Freeport, Texas	3,701,258	
3/29/2020	Freeport LNG Expansion, L.P., et al.	FLEX	2016-108-LNG	Long-Term	Taiwan	British Mentor	Freeport, Texas	3,694,379	
3/30/2020	Freeport LNG Expansion, L.P., et al.	FLEX	2016-108-LNG	Long-Term	France	Nohshu Maru	Freeport, Texas	3,845,122	
3/31/2020	Freeport LNG Expansion, L.P., et al.	FLEX	2016-108-LNG	Long-Term	China	Golar Kelvin	Freeport, Texas	3,286,881	
4/3/2020	Freeport LNG Expansion, L.P., et al.	Freeport LNG Expansion, L.P.	2018-3-LNG	Short-Term	Spain	Bilbao Knutsen	Freeport, Texas	2,955,036	[S] [C]
4/4/2020	Freeport LNG Expansion, L.P., et al.	FLEX	2016-108-LNG	Long-Term	Thailand	Castillo De Celdelas	Freeport, Texas	3,697,282	
4/8/2020	Freeport LNG Expansion, L.P., et al.	FLEX	2016-108-LNG	Long-Term	Japan	Bushu Maru	Freeport, Texas	3,830,433	
4/9/2020	Freeport LNG Expansion, L.P., et al.	Freeport LNG Expansion, L.P.	2018-3-LNG	Short-Term	Lithuania	Sestao Knutsen	Freeport, Texas	2,944,627	[S] [C]
4/12/2020	Freeport LNG Expansion, L.P., et al.	FLEX	2016-108-LNG	Long-Term	Netherlands	LNG Schneeweisschen	Freeport, Texas	3,832,774	
4/19/2020	Freeport LNG Expansion, L.P., et al.	FLEX	2016-108-LNG	Long-Term	Japan	Shinshu Maru	Freeport, Texas	3,769,587	
4/22/2020	Freeport LNG Expansion, L.P., et al.	Freeport LNG Expansion, L.P.	2018-3-LNG	Short-Term	Pakistan	Maran Gas Lindos	Freeport, Texas	3,334,154	[S] [C]
4/25/2020	Freeport LNG Expansion, L.P. and FLNG Liquefaction, LLC	FLEX	2011-161-LNG	Long-Term	Japan	LNG Juno	Freeport, Texas	3,811,797	
4/29/2020	Freeport LNG Expansion, L.P. and FLNG Liquefaction, LLC	FLEX	2011-161-LNG	Long-Term	China	British Contributor	Freeport, Texas	3,699,666	

[S] Spot – a one-time transaction for near-term delivery of a specific quantity of LNG at a specific location. Prior to 2006, spot cargos could be included in either long-term or short-term authorized types.

[\*] Split cargo – a single shipment of LNG where portions of the cargo have different transactional characteristics. For instance, a single cargo can have more than one buyer, supplier, price, unloading port, loading port, or DOE authorization.

[C] Commissioning cargo – pre-commercial cargo loaded while export facility operations are still undergoing final testing and inspection. Commissioning cargos may occur multiple times for the same facility as individual LNG trains enter service.

[L] Liquefaction fees – liquefaction fees have been included in the cargo prices for all months. See Table 1(f) for a summary price per export facility per month.

Countries of destination are current as of publication date. Any updates to countries of destination reported will be published in the next scheduled *LNG Monthly*.

**VESSEL-BORNE EXPORTS OF DOMESTICALLY-PRODUCED LIQUEFIED NATURAL GAS (LNG)**

Table 2a(v)

Date of Departure	Name of Exporter	Supplier	Docket Number	Docket Term	Country of Destination	Name of Tanker	Departure Terminal	Volume (Mcf of Natural Gas)	Notes
5/1/2020	Freeport LNG Expansion, L.P. and FLNG Liquefaction, LLC	FLEX	2011-161-LNG	Long-Term	China	Nohshu Maru	Freeport, Texas	3,762,796	
5/3/2020	Freeport LNG Expansion, L.P. and FLNG Liquefaction, LLC	FLEX	2011-161-LNG	Long-Term	Poland	Cool Runner	Freeport, Texas	3,361,192	
5/10/2020	Freeport LNG Expansion, L.P.	Freeport LNG Expansion, L.P.	2010-160-LNG	Long-Term	South Korea	Prism Agility	Freeport, Texas	3,810,025	
5/11/2020	Freeport LNG Expansion, L.P. and FLNG Liquefaction, LLC	FLEX	2011-161-LNG	Long-Term	Thailand	LNG Schneeweisschen	Freeport, Texas	3,832,596	
5/12/2020	Freeport LNG Expansion, L.P.	Freeport LNG Expansion, L.P.	2010-160-LNG	Long-Term	Panama	Neptune	Freeport, Texas	3,069,511	
5/14/2020	Freeport LNG Expansion, L.P. and FLNG Liquefaction, LLC	FLEX	2011-161-LNG	Long-Term	Taiwan	Sohshu Maru	Freeport, Texas	3,777,373	
5/20/2020	Freeport LNG Expansion, L.P.	Freeport LNG Expansion, L.P.	2010-160-LNG	Long-Term	South Korea	Golar Frost	Freeport, Texas	3,386,260	
5/24/2020	Freeport LNG Expansion, L.P.	Freeport LNG Expansion, L.P.	2010-160-LNG	Long-Term	Chile	SCF La Perouse	Freeport, Texas	3,671,103	
6/1/2020	Freeport LNG Expansion, L.P.	Freeport LNG Expansion, L.P.	2010-160-LNG	Long-Term	South Korea	Prism Brilliance	Freeport, Texas	3,621,608	
6/12/2020	Freeport LNG Expansion, L.P.	Freeport LNG Expansion, L.P.	2010-160-LNG	Long-Term	South Korea	Adriano Knutsen	Freeport, Texas	3,768,758	
6/25/2020	Freeport LNG Expansion, L.P.	Freeport LNG Expansion, L.P.	2010-160-LNG	Long-Term	South Korea	Flex Rainbow	Freeport, Texas	3,691,386	
6/28/2020	Freeport LNG Expansion, L.P. and FLNG Liquefaction, LLC	FLEX	2011-161-LNG	Long-Term	Japan	LNG Juno	Freeport, Texas	3,851,307	
7/23/2020	Freeport LNG Expansion, L.P. and FLNG Liquefaction, LLC	FLEX	2011-161-LNG	Long-Term	India	Castillo DeMerida	Freeport, Texas	3,740,787	
8/11/2020	Freeport LNG Expansion, L.P. and FLNG Liquefaction, LLC	FLEX	2011-161-LNG	Long-Term	Japan	Shinshu Maru	Freeport, Texas	3,782,078	
8/15/2020	Freeport LNG Expansion, L.P.	Freeport LNG Expansion, L.P.	2010-160-LNG	Long-Term	Chile	Rioja Knutsen	Freeport, Texas	3,731,578	
8/23/2020	Freeport LNG Expansion, L.P. and FLNG Liquefaction, LLC	FLEX	2011-161-LNG	Long-Term	Japan	Gaslog Wales	Freeport, Texas	3,824,617	
9/4/2020	Freeport LNG Expansion, L.P. and FLNG Liquefaction, LLC	FLEX	2011-161-LNG	Long-Term	Jamaica	Castillo de Villalba	Freeport, Texas	2,610,276	
9/6/2020	Freeport LNG Expansion, L.P. and FLNG Liquefaction, LLC	FLEX	2011-161-LNG	Long-Term	China	Bushu Maru	Freeport, Texas	3,855,589	
9/7/2020	Freeport LNG Expansion, L.P. and FLNG Liquefaction, LLC	FLEX	2011-161-LNG	Long-Term	Israel	British Diamond	Freeport, Texas	3,041,065	
9/11/2020	Freeport LNG Expansion, L.P.	Freeport LNG Expansion, L.P.	2010-160-LNG	Long-Term	China	Sean Spirit	Freeport, Texas	3,703,272	
9/16/2020	Freeport LNG Expansion, L.P.	Freeport LNG Expansion, L.P.	2010-160-LNG	Long-Term	South Korea	Prism Brilliance	Freeport, Texas	3,816,879	
9/18/2020	Freeport LNG Expansion, L.P.	Freeport LNG Expansion, L.P.	2010-160-LNG	Long-Term	Colombia	Marvel Hawk	Freeport, Texas	2,547,747	[*]
9/18/2020	Freeport LNG Expansion, L.P. and FLNG Liquefaction, LLC	FLEX	2011-161-LNG	Long-Term	Spain	Marvel Hawk	Freeport, Texas	1,148,562	[*]
9/24/2020	Freeport LNG Expansion, L.P. and FLNG Liquefaction, LLC	FLEX	2011-161-LNG	Long-Term	Lithuania	Arctic Aurora	Freeport, Texas	3,307,872	
9/27/2020	Freeport LNG Expansion, L.P. and FLNG Liquefaction, LLC	FLEX	2011-161-LNG	Long-Term	Spain	Gaslog Windsor	Freeport, Texas	3,691,442	
9/28/2020	Freeport LNG Expansion, L.P.	Freeport LNG Expansion, L.P.	2010-160-LNG	Long-Term	South Korea	Golar Crystal	Freeport, Texas	3,295,660	
10/1/2020	Freeport LNG Expansion, L.P. and FLNG Liquefaction, LLC	FLEX	2011-161-LNG	Long-Term	Pakistan	Golar Celsius	Freeport, Texas	3,399,581	
10/3/2020	Freeport LNG Expansion, L.P. and FLNG Liquefaction, LLC	FLEX	2011-161-LNG	Long-Term	Japan	British Mentor	Freeport, Texas	3,695,921	
10/3/2020	Freeport LNG Expansion, L.P. and FLNG Liquefaction, LLC	FLEX	2011-161-LNG	Long-Term	Japan	Maran Gas Andros	Freeport, Texas	3,680,337	
10/6/2020	Freeport LNG Expansion, L.P.	Freeport LNG Expansion, L.P.	2010-160-LNG	Long-Term	China	British Sponsor	Freeport, Texas	3,702,538	
10/8/2020	Freeport LNG Expansion, L.P.	Freeport LNG Expansion, L.P.	2010-160-LNG	Long-Term	Singapore	Golar Penguin	Freeport, Texas	3,415,739	
10/11/2020	Freeport LNG Expansion, L.P. and FLNG Liquefaction, LLC	FLEX	2011-161-LNG	Long-Term	Brazil	Tristar Ruby	Freeport, Texas	3,286,835	
10/12/2020	Freeport LNG Expansion, L.P. and FLNG Liquefaction, LLC	FLEX	2011-161-LNG	Long-Term	Japan	Elisa Larus	Freeport, Texas	3,675,034	
10/13/2020	Freeport LNG Expansion, L.P. and FLNG Liquefaction, LLC	FLEX	2011-161-LNG	Long-Term	France	Marib Spirit	Freeport, Texas	3,299,137	
10/15/2020	Freeport LNG Expansion, L.P. and FLNG Liquefaction, LLC	FLEX	2011-161-LNG	Long-Term	Japan	Maran Gas Mystras	Freeport, Texas	3,391,713	
10/16/2020	Freeport LNG Expansion, L.P. and FLNG Liquefaction, LLC	FLEX	2011-161-LNG	Long-Term	Taiwan	SK Resolute	Freeport, Texas	3,635,825	
10/19/2020	Freeport LNG Expansion, L.P.	Freeport LNG Expansion, L.P.	2010-160-LNG	Long-Term	South Korea	Prism Agility	Freeport, Texas	3,821,612	
10/21/2020	Freeport LNG Expansion, L.P. and FLNG Liquefaction, LLC	FLEX	2011-161-LNG	Long-Term	China	Kinisis	Freeport, Texas	3,589,936	
10/23/2020	Freeport LNG Expansion, L.P. and FLNG Liquefaction, LLC	FLEX	2011-161-LNG	Long-Term	Japan	Excelerate Sequoia	Freeport, Texas	3,672,445	
10/24/2020	Freeport LNG Expansion, L.P. and FLNG Liquefaction, LLC	FLEX	2011-161-LNG	Long-Term	China	LNG Schneeweisschen	Freeport, Texas	3,836,750	
10/30/2020	Freeport LNG Expansion, L.P. and FLNG Liquefaction, LLC	FLEX	2011-161-LNG	Long-Term	China	British Contributor	Freeport, Texas	3,695,528	
11/1/2020	Freeport LNG Expansion, L.P. and FLNG Liquefaction, LLC	FLEX	2011-161-LNG	Long-Term	China	British Achiever	Freeport, Texas	3,697,984	
11/3/2020	Freeport LNG Expansion, L.P. and FLNG Liquefaction, LLC	FLEX	2011-161-LNG	Long-Term	Japan	Gaslog Wales	Freeport, Texas	3,817,733	
11/4/2020	Freeport LNG Expansion, L.P. and FLNG Liquefaction, LLC	FLEX	2011-161-LNG	Long-Term	Brazil	Hoegh Gannet	Freeport, Texas	3,616,479	
11/6/2020	Freeport LNG Expansion, L.P. and FLNG Liquefaction, LLC	FLEX	2011-161-LNG	Long-Term	Japan	LNG Juno	Freeport, Texas	3,876,827	

[S] Spot – a one-time transaction for near-term delivery of a specific quantity of LNG at a specific location. Prior to 2006, spot cargos could be included in either long-term or short-term authorized types.

[\*] Split cargo – a single shipment of LNG where portions of the cargo have different transactional characteristics. For instance, a single cargo can have more than one buyer, supplier, price, unloading port, loading port, or DOE authorization.

[C] Commissioning cargo – pre-commercial cargo loaded while export facility operations are still undergoing final testing and inspection. Commissioning cargos may occur multiple times for the same facility as individual LNG trains enter service.

[L] Liquefaction fees – liquefaction fees have been included in the cargo prices for all months. See Table 1(f) for a summary price per export facility per month.

Countries of destination are current as of publication date. Any updates to countries of destination reported will be published in the next scheduled *LNG Monthly*.

### VESSEL-BORNE EXPORTS OF DOMESTICALLY-PRODUCED LIQUEFIED NATURAL GAS (LNG)

Table 2a(v)

Date of Departure	Name of Exporter	Supplier	Docket Number	Docket Term	Country of Destination	Name of Tanker	Departure Terminal	Volume (Mcf of Natural Gas)	Notes
11/8/2020	Freeport LNG Expansion, L.P.	Freeport LNG Expansion, L.P.	2010-160-LNG	Long-Term	South Korea	Gaslog Hong Kong	Freeport, Texas	3,729,613	
11/11/2020	Freeport LNG Expansion, L.P. and FLNG Liquefaction, L.P.	FLEX	2011-161-LNG	Long-Term	China	Patris	Freeport, Texas	3,505,179	
11/12/2020	Freeport LNG Expansion, L.P. and FLNG Liquefaction, L.P.	FLEX	2011-161-LNG	Long-Term	Japan	Maria Energy	Freeport, Texas	3,632,566	
11/14/2020	Freeport LNG Expansion, L.P. and FLNG Liquefaction, L.P.	FLEX	2011-161-LNG	Long-Term	China	Cool Runner	Freeport, Texas	3,443,851	
11/16/2020	Freeport LNG Expansion, L.P.	Freeport LNG Expansion, L.P.	2010-160-LNG	Long-Term	Mexico	Arctic Aurora	Freeport, Texas	3,056,330	
11/19/2020	Freeport LNG Expansion, L.P. and FLNG Liquefaction, L.P.	FLEX	2011-161-LNG	Long-Term	India	Qogir	Freeport, Texas	3,594,669	
11/20/2020	Freeport LNG Expansion, L.P. and FLNG Liquefaction, L.P.	FLEX	2011-161-LNG	Long-Term	Japan	Bushu Maru	Freeport, Texas	3,852,902	
11/23/2020	Freeport LNG Expansion, L.P.	Freeport LNG Expansion, L.P.	2010-160-LNG	Long-Term	South Korea	Stena Crystal Sky	Freeport, Texas	3,707,980	
11/26/2020	Freeport LNG Expansion, L.P. and FLNG Liquefaction, L.P.	FLEX	2011-161-LNG	Long-Term	Spain	Golar Celsius	Freeport, Texas	3,339,610	
11/27/2020	Freeport LNG Expansion, L.P.	Freeport LNG Expansion, L.P.	2010-160-LNG	Long-Term	South Korea	Prism Brilliance	Freeport, Texas	3,826,122	
11/29/2020	Freeport LNG Expansion, L.P. and FLNG Liquefaction, L.P.	FLEX	2011-161-LNG	Long-Term	China	Arctic Discoverer	Freeport, Texas	3,049,549	
12/1/2020	Freeport LNG Expansion, L.P., et al.	FLEX	2016-108-LNG	Long-Term	Japan	Nohshu Maru	Freeport, Texas	3,836,441	
12/3/2020	Freeport LNG Expansion, L.P., et al.	FLEX	2016-108-LNG	Long-Term	Jamaica	LNG Unity	Freeport, Texas	2,374,240	
12/5/2020	Freeport LNG Expansion, L.P., et al.	FLEX	2016-108-LNG	Long-Term	China	British Partner	Freeport, Texas	3,725,816	
12/6/2020	Freeport LNG Expansion, L.P., et al.	FLEX	2016-108-LNG	Long-Term	China	British Listener	Freeport, Texas	3,713,474	
12/7/2020	Freeport LNG Expansion, L.P., et al.	FLEX	2016-108-LNG	Long-Term	China	BW Tulip	Freeport, Texas	3,465,449	
12/8/2020	Freeport LNG Expansion, L.P., et al.	FLEX	2016-108-LNG	Long-Term	Japan	Bahrain Spirit	Freeport, Texas	3,688,634	
12/10/2020	Freeport LNG Expansion, L.P., et al.	FLEX	2016-108-LNG	Long-Term	Turkey	Gaslog Salem	Freeport, Texas	3,305,695	
12/11/2020	Freeport LNG Expansion, L.P., et al.	FLEX	2016-108-LNG	Long-Term	China	Golar Bear	Freeport, Texas	3,202,385	
12/13/2020	Freeport LNG Expansion, L.P., et al.	FLEX	2016-108-LNG	Long-Term	Japan	Golar Kelvin	Freeport, Texas	3,419,845	
12/15/2020	Freeport LNG Expansion, L.P., et al.	FLEX	2016-108-LNG	Long-Term	Spain	La Seine	Freeport, Texas	3,606,692	
12/16/2020	Freeport LNG Expansion, L.P., et al.	FLEX	2016-108-LNG	Long-Term	China	British Sponsor	Freeport, Texas	3,619,671	
12/21/2020	Freeport LNG Expansion, L.P.	Freeport LNG Expansion, L.P.	2010-160-LNG	Long-Term	South Korea	Prism Agility	Freeport, Texas	3,823,520	
12/22/2020	Freeport LNG Expansion, L.P.	Freeport LNG Expansion, L.P.	2010-160-LNG	Long-Term	Dominican Republic	Arctic Aurora	Freeport, Texas	2,216,413	
12/23/2020	Freeport LNG Expansion, L.P., et al.	FLEX	2016-108-LNG	Long-Term	Turkey	Golar Celsius	Freeport, Texas	3,418,351	
12/24/2020	Freeport LNG Expansion, L.P., et al.	FLEX	2016-108-LNG	Long-Term	Japan	Maran Gas Andros	Freeport, Texas	3,713,267	
12/26/2020	Freeport LNG Expansion, L.P., et al.	FLEX	2016-108-LNG	Long-Term	Japan	Golar Tundra	Freeport, Texas	3,640,158	
12/28/2020	Freeport LNG Expansion, L.P.	Freeport LNG Expansion, L.P.	2010-160-LNG	Long-Term	South Korea	Sean Spirit	Freeport, Texas	3,719,089	
<b>TOTAL Exports of LNG from Freeport</b>								<b>413,988,391</b>	

[S] **Spot** – a one-time transaction for near-term delivery of a specific quantity of LNG at a specific location. Prior to 2006, spot cargos could be included in either long-term or short-term authorized types.

[\*] **Split cargo** – a single shipment of LNG where portions of the cargo have different transactional characteristics. For instance, a single cargo can have more than one buyer, supplier, price, unloading port, loading port, or DOE authorization.

[C] **Commissioning cargo** – pre-commercial cargo loaded while export facility operations are still undergoing final testing and inspection. Commissioning cargos may occur multiple times for the same facility as individual LNG trains enter service.

[L] **Liquefaction fees** – liquefaction fees have been included in the cargo prices for all months. See Table 1(f) for a summary price per export facility per month.

Countries of destination are current as of publication date. Any updates to countries of destination reported will be published in the next scheduled *LNG Monthly*.

### VESSEL-BORNE EXPORTS OF DOMESTICALLY-PRODUCED LIQUEFIED NATURAL GAS (LNG)

Table 2a(vi)

Date of Departure	Name of Exporter	Supplier	Docket Number	Docket Term	Country of Destination	Name of Tanker	Departure Terminal	Volume (Mcf of Natural Gas)	Notes
1/24/2020	Southern LNG Company, L.L.C.	Shell NA LNG LLC	2018-15-LNG	Short-Term	Turkey	Hispania Spirit	Elba Island, Georgia	2,975,239	[C]
1/29/2020	Southern LNG Company, L.L.C.	Shell NA LNG LLC	2018-15-LNG	Short-Term	United Kingdom	Stena Blue Sky	Elba Island, Georgia	3,109,094	[C]
8/29/2020	Southern LNG Company, L.L.C.	Shell NA LNG LLC	2018-15-LNG	Short-Term	Chile	Maran Gas Hector	Elba Island, Georgia	2,559,244	[C]
8/29/2020	Southern LNG Company, L.L.C.	Shell NA LNG LLC	2018-15-LNG	Short-Term	Chile	Maran Gas Hector	Elba Island, Georgia	1,137,667	[C]
9/25/2020	Southern LNG Company, L.L.C.	Shell NA LNG LLC	2018-15-LNG	Short-Term	India	Gaslog Houston	Elba Island, Georgia	3,724,558	[C]
10/9/2020	Southern LNG Company, L.L.C.	Shell NA LNG LLC	2012-54-LNG	Long-Term	Mexico	Maran Gas Hector	Elba Island, Georgia	3,705,473	
10/21/2020	Southern LNG Company, L.L.C.	Shell NA LNG LLC	2012-100-LNG	Long-Term	United Kingdom	Gaslog Greece	Elba Island, Georgia	3,685,343	
11/6/2020	Southern LNG Company, L.L.C.	Shell NA LNG LLC	2012-100-LNG	Long-Term	Netherlands	Maran Gas Hector	Elba Island, Georgia	3,203,260	
11/26/2020	Southern LNG Company, L.L.C.	Shell NA LNG LLC	2012-54-LNG	Long-Term	Chile	Solaris	Elba Island, Georgia	3,252,327	
12/2/2020	Southern LNG Company, L.L.C.	Shell NA LNG LLC	2012-100-LNG	Long-Term	Lithuania	Arctic Voyager	Elba Island, Georgia	3,044,790	
12/5/2020	Southern LNG Company, L.L.C.	Shell NA LNG LLC	2012-100-LNG	Long-Term	United Kingdom	Sestao Knutsen	Elba Island, Georgia	2,930,048	
12/30/2020	Southern LNG Company, L.L.C.	Shell NA LNG LLC	2012-54-LNG	Long-Term	Chile	Sestao Knutsen	Elba Island, Georgia	2,949,571	
<b>TOTAL Exports of LNG from Elba Island</b>								<b>36,276,614</b>	

[S] **Spot** – a one-time transaction for near-term delivery of a specific quantity of LNG at a specific location. Prior to 2006, spot cargos could be included in either long-term or short-term authorized types.

[\*] **Split cargo** – a single shipment of LNG where portions of the cargo have different transactional characteristics. For instance, a single cargo can have more than one buyer, supplier, price, unloading port, loading port, or DOE authorization.

[C] **Commissioning cargo** – pre-commercial cargo loaded while export facility operations are still undergoing final testing and inspection. Commissioning cargos may occur multiple times for the same facility as individual LNG trains enter service.

[L] **Liquefaction fees** – liquefaction fees have been included in the cargo prices for all months. See Table 1(f) for a summary price per export facility per month.

Countries of destination are current as of publication date. Any updates to countries of destination reported will be published in the next scheduled *LNG Monthly*.

## VESSEL-BORNE EXPORTS OF DOMESTICALLY-PRODUCED LIQUEFIED NATURAL GAS (LNG) SHIPPED BY ISO CONTAINER

Table 2b

Date of Departure	Name of Exporter	Supplier	Docket Number	Country of Destination	Name of Ocean Going Vessel	ISO Container Loading Facility & Location	U.S. Export Port or Terminal	Volume (Mcf of Natural Gas)	Notes
1/2/2020	American LNG Marketing LLC	Peninsula Energy Services Co	2014-209-LNG	Barbados	Hoherrif	Haileah, Florida	Ft. Lauderdale, Florida	6,784	
1/5/2020	American LNG Marketing LLC	Peninsula Energy Services Co	2014-209-LNG	Haiti	Delphinus	Haileah, Florida	Ft. Lauderdale, Florida	2,544	
1/9/2020	American LNG Marketing LLC	Peninsula Energy Services Co	2014-209-LNG	Bahamas	Florida Express	Haileah, Florida	Ft. Lauderdale, Florida	2,544	
1/9/2020	American LNG Marketing LLC	Peninsula Energy Services Co	2014-209-LNG	Barbados	Hohebank	Haileah, Florida	Ft. Lauderdale, Florida	6,784	
1/13/2020	American LNG Marketing LLC	Peninsula Energy Services Co	2014-209-LNG	Bahamas	Florida Express	Haileah, Florida	Ft. Lauderdale, Florida	848	
1/13/2020	American LNG Marketing LLC	Peninsula Energy Services Co	2014-209-LNG	Bahamas	Caribbean Express	Haileah, Florida	Ft. Lauderdale, Florida	2,544	
1/16/2020	American LNG Marketing LLC	Peninsula Energy Services Co	2014-209-LNG	Barbados	Vega Sagittarius	Haileah, Florida	Ft. Lauderdale, Florida	6,784	
1/19/2020	American LNG Marketing LLC	Peninsula Energy Services Co	2014-209-LNG	Haiti	Delphinus	Haileah, Florida	Ft. Lauderdale, Florida	4,240	
1/20/2020	American LNG Marketing LLC	Peninsula Energy Services Co	2014-209-LNG	Bahamas	Florida Express	Haileah, Florida	Ft. Lauderdale, Florida	1,696	
1/23/2020	American LNG Marketing LLC	Peninsula Energy Services Co	2014-209-LNG	Barbados	Hoherrif	Haileah, Florida	Ft. Lauderdale, Florida	5,936	
1/26/2020	American LNG Marketing LLC	Peninsula Energy Services Co	2014-209-LNG	Bahamas	Caribbean Express	Haileah, Florida	Ft. Lauderdale, Florida	3,392	
1/28/2020	American LNG Marketing LLC	Peninsula Energy Services Co	2014-209-LNG	Bahamas	Florida Express	Haileah, Florida	Ft. Lauderdale, Florida	1,696	
1/29/2020	American LNG Marketing LLC	Peninsula Energy Services Co	2014-209-LNG	Bahamas	Florida Express	Haileah, Florida	Ft. Lauderdale, Florida	2,544	
1/30/2020	American LNG Marketing LLC	Peninsula Energy Services Co	2014-209-LNG	Barbados	Hohebank	Haileah, Florida	Ft. Lauderdale, Florida	6,784	
2/2/2020	American LNG Marketing LLC	Peninsula Energy Services Co	2014-209-LNG	Haiti	Dapeng Sun	Haileah, Florida	Ft. Lauderdale, Florida	4,240	
2/6/2020	American LNG Marketing LLC	Peninsula Energy Services Co	2014-209-LNG	Bahamas	Florida Express	Haileah, Florida	Ft. Lauderdale, Florida	1,696	
2/6/2020	American LNG Marketing LLC	Peninsula Energy Services Co	2014-209-LNG	Bahamas	Caribbean Express	Haileah, Florida	Ft. Lauderdale, Florida	1,696	
2/6/2020	American LNG Marketing LLC	Peninsula Energy Services Co	2014-209-LNG	Barbados	Vega Luna	Haileah, Florida	Ft. Lauderdale, Florida	6,784	
2/9/2020	American LNG Marketing LLC	Peninsula Energy Services Co	2014-209-LNG	Haiti	Delphinus	Haileah, Florida	Ft. Lauderdale, Florida	2,544	
2/13/2020	American LNG Marketing LLC	Peninsula Energy Services Co	2014-209-LNG	Barbados	Vega Sagittarius	Haileah, Florida	Ft. Lauderdale, Florida	6,784	
2/14/2020	American LNG Marketing LLC	Peninsula Energy Services Co	2014-209-LNG	Bahamas	Florida Express	Haileah, Florida	Ft. Lauderdale, Florida	4,240	
2/20/2020	American LNG Marketing LLC	Peninsula Energy Services Co	2014-209-LNG	Barbados	Hoherrif	Haileah, Florida	Ft. Lauderdale, Florida	6,784	
2/23/2020	American LNG Marketing LLC	Peninsula Energy Services Co	2014-209-LNG	Bahamas	Caribbean Express	Haileah, Florida	Ft. Lauderdale, Florida	3,392	
2/23/2020	American LNG Marketing LLC	Peninsula Energy Services Co	2014-209-LNG	Haiti	Delphinus	Haileah, Florida	Ft. Lauderdale, Florida	4,240	
2/25/2020	American LNG Marketing LLC	Peninsula Energy Services Co	2014-209-LNG	Bahamas	Florida Express	Haileah, Florida	Ft. Lauderdale, Florida	1,696	
2/27/2020	American LNG Marketing LLC	Peninsula Energy Services Co	2014-209-LNG	Barbados	Hohebank	Haileah, Florida	Ft. Lauderdale, Florida	5,936	
3/1/2020	American LNG Marketing LLC	Peninsula Energy Services Co	2014-209-LNG	Haiti	Delphinus	Haileah, Florida	Ft. Lauderdale, Florida	2,544	
3/4/2020	American LNG Marketing LLC	Peninsula Energy Services Co	2014-209-LNG	Bahamas	Caribbean Express	Haileah, Florida	Ft. Lauderdale, Florida	4,240	
3/5/2020	American LNG Marketing LLC	Peninsula Energy Services Co	2014-209-LNG	Bahamas	Florida Express	Haileah, Florida	Ft. Lauderdale, Florida	3,392	
3/5/2020	American LNG Marketing LLC	Peninsula Energy Services Co	2014-209-LNG	Barbados	Contship Air	Haileah, Florida	Ft. Lauderdale, Florida	7,632	
3/8/2020	American LNG Marketing LLC	Peninsula Energy Services Co	2014-209-LNG	Haiti	Delphinus	Haileah, Florida	Ft. Lauderdale, Florida	2,544	
3/11/2020	American LNG Marketing LLC	Peninsula Energy Services Co	2014-209-LNG	Bahamas	Florida Express	Haileah, Florida	Ft. Lauderdale, Florida	1,696	
3/12/2020	American LNG Marketing LLC	Peninsula Energy Services Co	2014-209-LNG	Barbados	Vega Sagittarius	Haileah, Florida	Ft. Lauderdale, Florida	6,784	
3/14/2020	American LNG Marketing LLC	Peninsula Energy Services Co	2014-209-LNG	Bahamas	Caribbean Express	Haileah, Florida	Ft. Lauderdale, Florida	2,544	
3/19/2020	American LNG Marketing LLC	Peninsula Energy Services Co	2014-209-LNG	Bahamas	Florida Express	Haileah, Florida	Ft. Lauderdale, Florida	4,240	
3/19/2020	American LNG Marketing LLC	Peninsula Energy Services Co	2014-209-LNG	Barbados	Contship Air	Haileah, Florida	Ft. Lauderdale, Florida	6,784	
3/22/2020	American LNG Marketing LLC	Peninsula Energy Services Co	2014-209-LNG	Haiti	Delphinus	Haileah, Florida	Ft. Lauderdale, Florida	4,240	
3/22/2020	American LNG Marketing LLC	Peninsula Energy Services Co	2014-209-LNG	Jamaica	AS Sabrina	Haileah, Florida	Ft. Lauderdale, Florida	848	
3/26/2020	American LNG Marketing LLC	Peninsula Energy Services Co	2014-209-LNG	Barbados	Hohebank	Haileah, Florida	Ft. Lauderdale, Florida	6,784	
3/31/2020	American LNG Marketing LLC	Peninsula Energy Services Co	2014-209-LNG	Bahamas	Florida Express	Haileah, Florida	Ft. Lauderdale, Florida	3,392	
4/2/2020	American LNG Marketing LLC	Peninsula Energy Services Co	2014-209-LNG	Bahamas	Florida Express	Haileah, Florida	Ft. Lauderdale, Florida	2,544	
4/2/2020	American LNG Marketing LLC	Peninsula Energy Services Co	2014-209-LNG	Barbados	Contship Air	Haileah, Florida	Ft. Lauderdale, Florida	4,240	
4/5/2020	American LNG Marketing LLC	Peninsula Energy Services Co	2014-209-LNG	Haiti	Delphinus	Haileah, Florida	Ft. Lauderdale, Florida	3,392	
4/8/2020	American LNG Marketing LLC	Peninsula Energy Services Co	2014-209-LNG	Bahamas	Caribbean Express	Haileah, Florida	Ft. Lauderdale, Florida	5,088	
4/14/2020	American LNG Marketing LLC	Peninsula Energy Services Co	2014-209-LNG	Bahamas	Florida Express	Haileah, Florida	Ft. Lauderdale, Florida	1,696	

[S] **Spot** – a one-time transaction for near-term delivery of a specific quantity of LNG at a specific location. Prior to 2006, spot cargos could be included in either long-term or short-term authorized types.

[\*] **Split cargo** – a single shipment of LNG where portions of the cargo have different transactional characteristics. For instance, a single cargo can have more than one buyer, supplier, price, unloading port, loading port, or DOE authorization.

[C] **Commissioning cargo** – pre-commercial cargo loaded while export facility operations are still undergoing final testing and inspection. Commissioning cargos may occur multiple times for the same facility as individual LNG trains enter service.

[L] **Liquefaction fees** – liquefaction fees have been included in the cargo prices for all months. See Table 1(f) for a summary price per export facility per month.

Countries of destination are current as of publication date. Any updates to countries of destination reported will be published in the next scheduled *LNG Monthly*.



## VESSEL-BORNE EXPORTS OF DOMESTICALLY-PRODUCED LIQUEFIED NATURAL GAS (LNG) SHIPPED BY ISO CONTAINER

Table 2b

Date of Departure	Name of Exporter	Supplier	Docket Number	Country of Destination	Name of Ocean Going Vessel	ISO Container Loading Facility & Location	U.S. Export Port or Terminal	Volume (Mcf of Natural Gas)	Notes
4/15/2020	American LNG Marketing LLC	Peninsula Energy Services Co	2014-209-LNG	Bahamas	Caribbean Express	Haileah, Florida	Ft. Lauderdale, Florida	1,696	
4/16/2020	American LNG Marketing LLC	Peninsula Energy Services Co	2014-209-LNG	Bahamas	Florida Express	Haileah, Florida	Ft. Lauderdale, Florida	2,544	
4/16/2020	American LNG Marketing LLC	Peninsula Energy Services Co	2014-209-LNG	Barbados	Hoherrif	Haileah, Florida	Ft. Lauderdale, Florida	3,392	
4/19/2020	American LNG Marketing LLC	Peninsula Energy Services Co	2014-209-LNG	Haiti	Delphinus	Haileah, Florida	Ft. Lauderdale, Florida	2,544	
4/23/2020	American LNG Marketing LLC	Peninsula Energy Services Co	2014-209-LNG	Bahamas	Florida Express	Haileah, Florida	Ft. Lauderdale, Florida	1,696	
4/23/2020	American LNG Marketing LLC	Peninsula Energy Services Co	2014-209-LNG	Barbados	Hohebank	Haileah, Florida	Ft. Lauderdale, Florida	1,696	
4/26/2020	American LNG Marketing LLC	Peninsula Energy Services Co	2014-209-LNG	Bahamas	Caribbean Express	Haileah, Florida	Ft. Lauderdale, Florida	3,392	
4/26/2020	American LNG Marketing LLC	Peninsula Energy Services Co	2014-209-LNG	Haiti	Delphinus	Haileah, Florida	Ft. Lauderdale, Florida	2,544	
4/30/2020	American LNG Marketing LLC	Peninsula Energy Services Co	2014-209-LNG	Bahamas	Florida Express	Haileah, Florida	Ft. Lauderdale, Florida	4,240	
4/30/2020	American LNG Marketing LLC	Peninsula Energy Services Co	2014-209-LNG	Barbados	Hoherrif	Haileah, Florida	Ft. Lauderdale, Florida	5,936	
5/3/2020	American LNG Marketing LLC	Peninsula Energy Services Co	2014-209-LNG	Bahamas	Caribbean Express	Haileah, Florida	Ft. Lauderdale, Florida	1,696	
5/3/2020	American LNG Marketing LLC	Peninsula Energy Services Co	2014-209-LNG	Haiti	Delphinus	Haileah, Florida	Ft. Lauderdale, Florida	2,544	
5/7/2020	American LNG Marketing LLC	Peninsula Energy Services Co	2014-209-LNG	Bahamas	Florida Express	Haileah, Florida	Ft. Lauderdale, Florida	1,696	
5/7/2020	American LNG Marketing LLC	Peninsula Energy Services Co	2014-209-LNG	Barbados	Vega Sagittarius	Haileah, Florida	Ft. Lauderdale, Florida	5,088	
5/10/2020	American LNG Marketing LLC	Peninsula Energy Services Co	2014-209-LNG	Bahamas	Florida Express	Haileah, Florida	Ft. Lauderdale, Florida	1,696	
5/10/2020	American LNG Marketing LLC	Peninsula Energy Services Co	2014-209-LNG	Bahamas	Caribbean Express	Haileah, Florida	Ft. Lauderdale, Florida	1,696	
5/12/2020	American LNG Marketing LLC	Peninsula Energy Services Co	2014-209-LNG	Bahamas	Florida Express	Haileah, Florida	Ft. Lauderdale, Florida	1,696	
5/14/2020	American LNG Marketing LLC	Peninsula Energy Services Co	2014-209-LNG	Barbados	Contship Air	Haileah, Florida	Ft. Lauderdale, Florida	4,240	
5/17/2020	American LNG Marketing LLC	Peninsula Energy Services Co	2014-209-LNG	Bahamas	Caribbean Express	Haileah, Florida	Ft. Lauderdale, Florida	1,696	
5/17/2020	American LNG Marketing LLC	Peninsula Energy Services Co	2014-209-LNG	Haiti	Delphinus	Haileah, Florida	Ft. Lauderdale, Florida	2,544	
5/19/2020	American LNG Marketing LLC	Peninsula Energy Services Co	2014-209-LNG	Bahamas	Florida Express	Haileah, Florida	Ft. Lauderdale, Florida	4,240	
5/21/2020	American LNG Marketing LLC	Peninsula Energy Services Co	2014-209-LNG	Barbados	Hohebank	Haileah, Florida	Ft. Lauderdale, Florida	5,088	
5/24/2020	American LNG Marketing LLC	Peninsula Energy Services Co	2014-209-LNG	Bahamas	Caribbean Express	Haileah, Florida	Ft. Lauderdale, Florida	1,696	
5/24/2020	American LNG Marketing LLC	Peninsula Energy Services Co	2014-209-LNG	Haiti	Delphinus	Haileah, Florida	Ft. Lauderdale, Florida	2,544	
5/26/2020	American LNG Marketing LLC	Peninsula Energy Services Co	2014-209-LNG	Bahamas	Florida Express	Haileah, Florida	Ft. Lauderdale, Florida	1,696	
5/28/2020	American LNG Marketing LLC	Peninsula Energy Services Co	2014-209-LNG	Barbados	Hoherrif	Haileah, Florida	Ft. Lauderdale, Florida	5,088	
5/31/2020	American LNG Marketing LLC	Peninsula Energy Services Co	2014-209-LNG	Bahamas	Caribbean Express	Haileah, Florida	Ft. Lauderdale, Florida	1,696	
5/31/2020	American LNG Marketing LLC	Peninsula Energy Services Co	2014-209-LNG	Haiti	Delphinus	Haileah, Florida	Ft. Lauderdale, Florida	2,544	
6/4/2020	American LNG Marketing LLC	Peninsula Energy Services Co	2014-209-LNG	Bahamas	Florida Express	Haileah, Florida	Ft. Lauderdale, Florida	4,240	
6/4/2020	American LNG Marketing LLC	Peninsula Energy Services Co	2014-209-LNG	Barbados	Vega Sagittarius	Haileah, Florida	Ft. Lauderdale, Florida	5,088	
6/11/2020	American LNG Marketing LLC	Peninsula Energy Services Co	2014-209-LNG	Bahamas	Florida Express	Haileah, Florida	Ft. Lauderdale, Florida	848	
6/11/2020	American LNG Marketing LLC	Peninsula Energy Services Co	2014-209-LNG	Barbados	Contship Air	Haileah, Florida	Ft. Lauderdale, Florida	5,088	
6/14/2020	American LNG Marketing LLC	Peninsula Energy Services Co	2014-209-LNG	Bahamas	Caribbean Express	Haileah, Florida	Ft. Lauderdale, Florida	3,392	
6/14/2020	American LNG Marketing LLC	Peninsula Energy Services Co	2014-209-LNG	Haiti	Delphinus	Haileah, Florida	Ft. Lauderdale, Florida	2,544	
6/16/2020	American LNG Marketing LLC	Peninsula Energy Services Co	2014-209-LNG	Bahamas	Florida Express	Haileah, Florida	Ft. Lauderdale, Florida	848	
6/18/2020	American LNG Marketing LLC	Peninsula Energy Services Co	2014-209-LNG	Barbados	Hohebank	Haileah, Florida	Ft. Lauderdale, Florida	5,088	
6/21/2020	American LNG Marketing LLC	Peninsula Energy Services Co	2014-209-LNG	Bahamas	Caribbean Express	Haileah, Florida	Ft. Lauderdale, Florida	1,696	
6/21/2020	American LNG Marketing LLC	Peninsula Energy Services Co	2014-209-LNG	Haiti	Delphinus	Haileah, Florida	Ft. Lauderdale, Florida	1,696	
6/23/2020	American LNG Marketing LLC	Peninsula Energy Services Co	2014-209-LNG	Bahamas	Florida Express	Haileah, Florida	Ft. Lauderdale, Florida	4,240	
6/25/2020	American LNG Marketing LLC	Peninsula Energy Services Co	2014-209-LNG	Bahamas	Florida Express	Haileah, Florida	Ft. Lauderdale, Florida	848	
6/25/2020	American LNG Marketing LLC	Peninsula Energy Services Co	2014-209-LNG	Barbados	Hoherrif	Haileah, Florida	Ft. Lauderdale, Florida	4,240	
6/28/2020	American LNG Marketing LLC	Peninsula Energy Services Co	2014-209-LNG	Bahamas	Caribbean Express	Haileah, Florida	Ft. Lauderdale, Florida	1,696	
6/28/2020	American LNG Marketing LLC	Peninsula Energy Services Co	2014-209-LNG	Haiti	Delphinus	Haileah, Florida	Ft. Lauderdale, Florida	2,544	
7/2/2020	American LNG Marketing LLC	Peninsula Energy Services Co	2014-209-LNG	Barbados	Vega Sagittarius	Haileah, Florida	Ft. Lauderdale, Florida	4,240	
7/5/2020	American LNG Marketing LLC	Peninsula Energy Services Co	2014-209-LNG	Bahamas	Caribbean Express	Haileah, Florida	Ft. Lauderdale, Florida	2,544	

[S] **Spot** – a one-time transaction for near-term delivery of a specific quantity of LNG at a specific location. Prior to 2006, spot cargos could be included in either long-term or short-term authorized types.

[\*] **Split cargo** – a single shipment of LNG where portions of the cargo have different transactional characteristics. For instance, a single cargo can have more than one buyer, supplier, price, unloading port, loading port, or DOE authorization.

[C] **Commissioning cargo** – pre-commercial cargo loaded while export facility operations are still undergoing final testing and inspection. Commissioning cargos may occur multiple times for the same facility as individual LNG trains enter service.

[L] **Liquefaction fees** – liquefaction fees have been included in the cargo prices for all months. See Table 1(f) for a summary price per export facility per month.

Countries of destination are current as of publication date. Any updates to countries of destination reported will be published in the next scheduled *LNG Monthly*.

## VESSEL-BORNE EXPORTS OF DOMESTICALLY-PRODUCED LIQUEFIED NATURAL GAS (LNG) SHIPPED BY ISO CONTAINER

Table 2b

Date of Departure	Name of Exporter	Supplier	Docket Number	Country of Destination	Name of Ocean Going Vessel	ISO Container Loading Facility & Location	U.S. Export Port or Terminal	Volume (Mcf of Natural Gas)	Notes
7/5/2020	American LNG Marketing LLC	Peninsula Energy Services Co	2014-209-LNG	Haiti	Delphinus	Haileah, Florida	Ft. Lauderdale, Florida	2,544	
7/8/2020	American LNG Marketing LLC	Peninsula Energy Services Co	2014-209-LNG	Bahamas	Bahamas Express	Haileah, Florida	Ft. Lauderdale, Florida	848	
7/9/2020	American LNG Marketing LLC	Peninsula Energy Services Co	2014-209-LNG	Bahamas	Florida Express	Haileah, Florida	Ft. Lauderdale, Florida	3,392	
7/9/2020	American LNG Marketing LLC	Peninsula Energy Services Co	2014-209-LNG	Barbados	Contship Air	Haileah, Florida	Ft. Lauderdale, Florida	4,240	
7/12/2020	American LNG Marketing LLC	Peninsula Energy Services Co	2014-209-LNG	Bahamas	Caribbean Express	Haileah, Florida	Ft. Lauderdale, Florida	1,696	
7/12/2020	American LNG Marketing LLC	Peninsula Energy Services Co	2014-209-LNG	Haiti	Delphinus	Haileah, Florida	Ft. Lauderdale, Florida	2,544	
7/14/2020	American LNG Marketing LLC	Peninsula Energy Services Co	2014-209-LNG	Bahamas	Florida Express	Haileah, Florida	Ft. Lauderdale, Florida	2,544	
7/19/2020	American LNG Marketing LLC	Peninsula Energy Services Co	2014-209-LNG	Bahamas	Caribbean Express	Haileah, Florida	Ft. Lauderdale, Florida	848	
7/19/2020	American LNG Marketing LLC	Peninsula Energy Services Co	2014-209-LNG	Haiti	Delphinus	Haileah, Florida	Ft. Lauderdale, Florida	848	
7/23/2020	American LNG Marketing LLC	Peninsula Energy Services Co	2014-209-LNG	Barbados	Hoherrif	Haileah, Florida	Ft. Lauderdale, Florida	3,392	
7/26/2020	American LNG Marketing LLC	Peninsula Energy Services Co	2014-209-LNG	Bahamas	Caribbean Express	Haileah, Florida	Ft. Lauderdale, Florida	848	
7/26/2020	American LNG Marketing LLC	Peninsula Energy Services Co	2014-209-LNG	Haiti	Delphinus	Haileah, Florida	Ft. Lauderdale, Florida	2,544	
7/27/2020	American LNG Marketing LLC	Peninsula Energy Services Co	2014-209-LNG	Bahamas	Florida Express	Haileah, Florida	Ft. Lauderdale, Florida	2,544	
7/30/2020	American LNG Marketing LLC	Peninsula Energy Services Co	2014-209-LNG	Barbados	Vega Sagittarius	Haileah, Florida	Ft. Lauderdale, Florida	3,392	
8/2/2020	American LNG Marketing LLC	Peninsula Energy Services Co	2014-209-LNG	Bahamas	Caribbean Express	Haileah, Florida	Ft. Lauderdale, Florida	1,696	
8/2/2020	American LNG Marketing LLC	Peninsula Energy Services Co	2014-209-LNG	Haiti	Delphinus	Haileah, Florida	Ft. Lauderdale, Florida	2,544	
8/6/2020	American LNG Marketing LLC	Peninsula Energy Services Co	2014-209-LNG	Bahamas	Florida Express	Haileah, Florida	Ft. Lauderdale, Florida	2,544	
8/6/2020	American LNG Marketing LLC	Peninsula Energy Services Co	2014-209-LNG	Barbados	Contship Air	Haileah, Florida	Ft. Lauderdale, Florida	3,392	
8/9/2020	American LNG Marketing LLC	Peninsula Energy Services Co	2014-209-LNG	Bahamas	Caribbean Express	Haileah, Florida	Ft. Lauderdale, Florida	1,696	
8/9/2020	American LNG Marketing LLC	Peninsula Energy Services Co	2014-209-LNG	Haiti	Delphinus	Haileah, Florida	Ft. Lauderdale, Florida	1,696	
8/11/2020	American LNG Marketing LLC	Peninsula Energy Services Co	2014-209-LNG	Bahamas	Florida Express	Haileah, Florida	Ft. Lauderdale, Florida	1,696	
8/13/2020	American LNG Marketing LLC	Peninsula Energy Services Co	2014-209-LNG	Barbados	Hohebank	Haileah, Florida	Ft. Lauderdale, Florida	3,392	
8/16/2020	American LNG Marketing LLC	Peninsula Energy Services Co	2014-209-LNG	Bahamas	Caribbean Express	Haileah, Florida	Ft. Lauderdale, Florida	1,696	
8/16/2020	American LNG Marketing LLC	Peninsula Energy Services Co	2014-209-LNG	Haiti	Delphinus	Haileah, Florida	Ft. Lauderdale, Florida	2,544	
8/18/2020	American LNG Marketing LLC	Peninsula Energy Services Co	2014-209-LNG	Bahamas	Florida Express	Haileah, Florida	Ft. Lauderdale, Florida	1,696	
8/20/2020	American LNG Marketing LLC	Peninsula Energy Services Co	2014-209-LNG	Barbados	Hoherrif	Haileah, Florida	Ft. Lauderdale, Florida	3,392	
8/23/2020	American LNG Marketing LLC	Peninsula Energy Services Co	2014-209-LNG	Bahamas	Caribbean Express	Haileah, Florida	Ft. Lauderdale, Florida	2,544	
8/23/2020	American LNG Marketing LLC	Peninsula Energy Services Co	2014-209-LNG	Haiti	Delphinus	Haileah, Florida	Ft. Lauderdale, Florida	2,544	
8/25/2020	American LNG Marketing LLC	Peninsula Energy Services Co	2014-209-LNG	Bahamas	Florida Express	Haileah, Florida	Ft. Lauderdale, Florida	2,544	
8/26/2020	American LNG Marketing LLC	Peninsula Energy Services Co	2014-209-LNG	Bahamas	Barcelona Knutsen	Haileah, Florida	Ft. Lauderdale, Florida	1,696	
8/27/2020	American LNG Marketing LLC	Peninsula Energy Services Co	2014-209-LNG	Barbados	Vega Sagittarius	Haileah, Florida	Ft. Lauderdale, Florida	3,392	
8/30/2020	American LNG Marketing LLC	Peninsula Energy Services Co	2014-209-LNG	Bahamas	Caribbean Express	Haileah, Florida	Ft. Lauderdale, Florida	3,392	
8/30/2020	American LNG Marketing LLC	Peninsula Energy Services Co	2014-209-LNG	Haiti	Delphinus	Haileah, Florida	Ft. Lauderdale, Florida	1,696	
9/1/2020	American LNG Marketing LLC	Peninsula Energy Services Co	2014-209-LNG	Bahamas	Florida Express	Haileah, Florida	Ft. Lauderdale, Florida	1,696	
9/3/2020	American LNG Marketing LLC	Peninsula Energy Services Co	2014-209-LNG	Barbados	Contship Air	Haileah, Florida	Ft. Lauderdale, Florida	3,392	
9/6/2020	American LNG Marketing LLC	Peninsula Energy Services Co	2014-209-LNG	Bahamas	Caribbean Express	Haileah, Florida	Ft. Lauderdale, Florida	1,696	
9/6/2020	American LNG Marketing LLC	Peninsula Energy Services Co	2014-209-LNG	Haiti	Delphinus	Haileah, Florida	Ft. Lauderdale, Florida	1,696	
9/9/2020	American LNG Marketing LLC	Peninsula Energy Services Co	2014-209-LNG	Bahamas	Florida Express	Haileah, Florida	Ft. Lauderdale, Florida	1,696	
9/10/2020	American LNG Marketing LLC	Peninsula Energy Services Co	2014-209-LNG	Barbados	Hohebank	Haileah, Florida	Ft. Lauderdale, Florida	3,392	
9/13/2020	American LNG Marketing LLC	Peninsula Energy Services Co	2014-209-LNG	Bahamas	Caribbean Express	Haileah, Florida	Ft. Lauderdale, Florida	2,544	
9/13/2020	American LNG Marketing LLC	Peninsula Energy Services Co	2014-209-LNG	Haiti	Delphinus	Haileah, Florida	Ft. Lauderdale, Florida	2,544	
9/16/2020	American LNG Marketing LLC	Peninsula Energy Services Co	2014-209-LNG	Bahamas	Emerald Express	Haileah, Florida	Ft. Lauderdale, Florida	1,696	
9/16/2020	American LNG Marketing LLC	Peninsula Energy Services Co	2014-209-LNG	Bahamas	Florida Express	Haileah, Florida	Ft. Lauderdale, Florida	4,240	
9/17/2020	American LNG Marketing LLC	Peninsula Energy Services Co	2014-209-LNG	Barbados	Hoherrif	Haileah, Florida	Ft. Lauderdale, Florida	3,392	
9/20/2020	American LNG Marketing LLC	Peninsula Energy Services Co	2014-209-LNG	Bahamas	Caribbean Express	Haileah, Florida	Ft. Lauderdale, Florida	848	

[S] **Spot** – a one-time transaction for near-term delivery of a specific quantity of LNG at a specific location. Prior to 2006, spot cargos could be included in either long-term or short-term authorized types.

[\*] **Split cargo** – a single shipment of LNG where portions of the cargo have different transactional characteristics. For instance, a single cargo can have more than one buyer, supplier, price, unloading port, loading port, or DOE authorization.

[C] **Commissioning cargo** – pre-commercial cargo loaded while export facility operations are still undergoing final testing and inspection. Commissioning cargos may occur multiple times for the same facility as individual LNG trains enter service.

[L] **Liquefaction fees** – liquefaction fees have been included in the cargo prices for all months. See Table 1(f) for a summary price per export facility per month.

Countries of destination are current as of publication date. Any updates to countries of destination reported will be published in the next scheduled *LNG Monthly*.

### VESSEL-BORNE EXPORTS OF DOMESTICALLY-PRODUCED LIQUEFIED NATURAL GAS (LNG) SHIPPED BY ISO CONTAINER

Table 2b

Date of Departure	Name of Exporter	Supplier	Docket Number	Country of Destination	Name of Ocean Going Vessel	ISO Container Loading Facility & Location	U.S. Export Port or Terminal	Volume (Mcf of Natural Gas)	Notes
9/20/2020	American LNG Marketing LLC	Peninsula Energy Services Co	2014-209-LNG	Haiti	Delphinus	Haileah, Florida	Ft. Lauderdale, Florida	1,696	
9/22/2020	American LNG Marketing LLC	Peninsula Energy Services Co	2014-209-LNG	Bahamas	Florida Express	Haileah, Florida	Ft. Lauderdale, Florida	1,696	
9/24/2020	American LNG Marketing LLC	Peninsula Energy Services Co	2014-209-LNG	Barbados	Vega Sagittarius	Haileah, Florida	Ft. Lauderdale, Florida	3,392	
9/27/2020	American LNG Marketing LLC	Peninsula Energy Services Co	2014-209-LNG	Bahamas	Caribbean Express	Haileah, Florida	Ft. Lauderdale, Florida	848	
9/27/2020	American LNG Marketing LLC	Peninsula Energy Services Co	2014-209-LNG	Haiti	Delphinus	Haileah, Florida	Ft. Lauderdale, Florida	2,544	
9/29/2020	American LNG Marketing LLC	Peninsula Energy Services Co	2014-209-LNG	Bahamas	Florida Express	Haileah, Florida	Ft. Lauderdale, Florida	3,392	
10/1/2020	American LNG Marketing LLC	Peninsula Energy Services Co	2014-209-LNG	Barbados	Contship Air	Haileah, Florida	Ft. Lauderdale, Florida	3,392	
10/4/2020	American LNG Marketing LLC	Peninsula Energy Services Co	2014-209-LNG	Bahamas	Caribbean Express	Haileah, Florida	Ft. Lauderdale, Florida	848	
10/4/2020	American LNG Marketing LLC	Peninsula Energy Services Co	2014-209-LNG	Haiti	Delphinus	Haileah, Florida	Ft. Lauderdale, Florida	2,544	
10/6/2020	American LNG Marketing LLC	Peninsula Energy Services Co	2014-209-LNG	Bahamas	Florida Express	Haileah, Florida	Ft. Lauderdale, Florida	2,544	
10/8/2020	American LNG Marketing LLC	Peninsula Energy Services Co	2014-209-LNG	Barbados	Hohebank	Haileah, Florida	Ft. Lauderdale, Florida	3,392	
10/11/2020	American LNG Marketing LLC	Peninsula Energy Services Co	2014-209-LNG	Bahamas	Caribbean Express	Haileah, Florida	Ft. Lauderdale, Florida	848	
10/11/2020	American LNG Marketing LLC	Peninsula Energy Services Co	2014-209-LNG	Haiti	Delphinus	Haileah, Florida	Ft. Lauderdale, Florida	2,544	
10/13/2020	American LNG Marketing LLC	Peninsula Energy Services Co	2014-209-LNG	Bahamas	Florida Express	Haileah, Florida	Ft. Lauderdale, Florida	3,392	
10/15/2020	American LNG Marketing LLC	Peninsula Energy Services Co	2014-209-LNG	Barbados	AS Laetitia	Haileah, Florida	Ft. Lauderdale, Florida	3,392	
10/18/2020	American LNG Marketing LLC	Peninsula Energy Services Co	2014-209-LNG	Haiti	Delphinus	Haileah, Florida	Ft. Lauderdale, Florida	2,544	
10/19/2020	American LNG Marketing LLC	Peninsula Energy Services Co	2014-209-LNG	Bahamas	Florida Express	Haileah, Florida	Ft. Lauderdale, Florida	2,544	
10/21/2020	American LNG Marketing LLC	Peninsula Energy Services Co	2014-209-LNG	Bahamas	Emerald Express	Haileah, Florida	Ft. Lauderdale, Florida	4,240	
10/22/2020	American LNG Marketing LLC	Peninsula Energy Services Co	2014-209-LNG	Barbados	Vega Sagittarius	Haileah, Florida	Ft. Lauderdale, Florida	3,392	
10/24/2020	American LNG Marketing LLC	Peninsula Energy Services Co	2014-209-LNG	Bahamas	Sea Express	Haileah, Florida	Ft. Lauderdale, Florida	1,696	
10/25/2020	American LNG Marketing LLC	Peninsula Energy Services Co	2014-209-LNG	Bahamas	Caribbean Express	Haileah, Florida	Ft. Lauderdale, Florida	1,696	
10/25/2020	American LNG Marketing LLC	Peninsula Energy Services Co	2014-209-LNG	Haiti	Delphinus	Haileah, Florida	Ft. Lauderdale, Florida	1,696	
10/28/2020	American LNG Marketing LLC	Peninsula Energy Services Co	2014-209-LNG	Bahamas	Emerald Express	Haileah, Florida	Ft. Lauderdale, Florida	3,392	
10/28/2020	American LNG Marketing LLC	Peninsula Energy Services Co	2014-209-LNG	Bahamas	Florida Express	Haileah, Florida	Ft. Lauderdale, Florida	3,392	
10/29/2020	American LNG Marketing LLC	Peninsula Energy Services Co	2014-209-LNG	Barbados	Contship Air	Haileah, Florida	Ft. Lauderdale, Florida	3,392	
11/1/2020	American LNG Marketing LLC	Peninsula Energy Services Co	2014-209-LNG	Bahamas	Caribbean Express	Haileah, Florida	Ft. Lauderdale, Florida	848	
11/1/2020	American LNG Marketing LLC	Peninsula Energy Services Co	2014-209-LNG	Haiti	Delphinus	Haileah, Florida	Ft. Lauderdale, Florida	1,696	
11/3/2020	American LNG Marketing LLC	Peninsula Energy Services Co	2014-209-LNG	Bahamas	Florida Express	Haileah, Florida	Ft. Lauderdale, Florida	1,696	
11/5/2020	American LNG Marketing LLC	Peninsula Energy Services Co	2014-209-LNG	Bahamas	Emerald Express	Haileah, Florida	Ft. Lauderdale, Florida	4,240	
11/5/2020	American LNG Marketing LLC	Peninsula Energy Services Co	2014-209-LNG	Barbados	Hohebank	Haileah, Florida	Ft. Lauderdale, Florida	3,392	
11/8/2020	American LNG Marketing LLC	Peninsula Energy Services Co	2014-209-LNG	Bahamas	Caribbean Express	Haileah, Florida	Ft. Lauderdale, Florida	1,696	
11/8/2020	American LNG Marketing LLC	Peninsula Energy Services Co	2014-209-LNG	Haiti	Delphinus	Haileah, Florida	Ft. Lauderdale, Florida	2,544	
11/10/2020	American LNG Marketing LLC	Peninsula Energy Services Co	2014-209-LNG	Bahamas	Florida Express	Haileah, Florida	Ft. Lauderdale, Florida	3,392	
11/12/2020	American LNG Marketing LLC	Peninsula Energy Services Co	2014-209-LNG	Barbados	AS Laetitia	Haileah, Florida	Ft. Lauderdale, Florida	3,392	
11/13/2020	American LNG Marketing LLC	Peninsula Energy Services Co	2014-209-LNG	Bahamas	Emerald Express	Haileah, Florida	Ft. Lauderdale, Florida	5,088	
11/15/2020	American LNG Marketing LLC	Peninsula Energy Services Co	2014-209-LNG	Haiti	Delphinus	Haileah, Florida	Ft. Lauderdale, Florida	1,696	
11/16/2020	American LNG Marketing LLC	Peninsula Energy Services Co	2014-209-LNG	Bahamas	Florida Express	Haileah, Florida	Ft. Lauderdale, Florida	1,696	
11/18/2020	American LNG Marketing LLC	Peninsula Energy Services Co	2014-209-LNG	Bahamas	Emerald Express	Haileah, Florida	Ft. Lauderdale, Florida	4,240	
11/19/2020	American LNG Marketing LLC	Peninsula Energy Services Co	2014-209-LNG	Barbados	Vega Sagittarius	Haileah, Florida	Ft. Lauderdale, Florida	4,240	
11/22/2020	American LNG Marketing LLC	Peninsula Energy Services Co	2014-209-LNG	Haiti	Delphinus	Haileah, Florida	Ft. Lauderdale, Florida	1,696	
11/23/2020	American LNG Marketing LLC	Peninsula Energy Services Co	2014-209-LNG	Bahamas	Florida Express	Haileah, Florida	Ft. Lauderdale, Florida	3,392	
11/25/2020	American LNG Marketing LLC	Peninsula Energy Services Co	2014-209-LNG	Bahamas	Emerald Express	Haileah, Florida	Ft. Lauderdale, Florida	5,088	
11/26/2020	American LNG Marketing LLC	Peninsula Energy Services Co	2014-209-LNG	Barbados	Contship Air	Haileah, Florida	Ft. Lauderdale, Florida	4,240	
11/29/2020	American LNG Marketing LLC	Peninsula Energy Services Co	2014-209-LNG	Haiti	Delphinus	Haileah, Florida	Ft. Lauderdale, Florida	3,392	
12/2/2020	American LNG Marketing LLC	Peninsula Energy Services Co	2014-209-LNG	Bahamas	Sea Express	Haileah, Florida	Ft. Lauderdale, Florida	2,544	

[S] **Spot** – a one-time transaction for near-term delivery of a specific quantity of LNG at a specific location. Prior to 2006, spot cargos could be included in either long-term or short-term authorized types.

[\*] **Split cargo** – a single shipment of LNG where portions of the cargo have different transactional characteristics. For instance, a single cargo can have more than one buyer, supplier, price, unloading port, loading port, or DOE authorization.

[C] **Commissioning cargo** – pre-commercial cargo loaded while export facility operations are still undergoing final testing and inspection. Commissioning cargos may occur multiple times for the same facility as individual LNG trains enter service.

[L] **Liquefaction fees** – liquefaction fees have been included in the cargo prices for all months. See Table 1(f) for a summary price per export facility per month.

Countries of destination are current as of publication date. Any updates to countries of destination reported will be published in the next scheduled *LNG Monthly*.

### VESSEL-BORNE EXPORTS OF DOMESTICALLY-PRODUCED LIQUEFIED NATURAL GAS (LNG) SHIPPED BY ISO CONTAINER

Table 2b

Date of Departure	Name of Exporter	Supplier	Docket Number	Country of Destination	Name of Ocean Going Vessel	ISO Container Loading Facility & Location	U.S. Export Port or Terminal	Volume (Mcf of Natural Gas)	Notes
12/2/2020	American LNG Marketing LLC	Peninsula Energy Services Co	2014-209-LNG	Bahamas	Florida Express	Haileah, Florida	Ft. Lauderdale, Florida	2,544	
12/3/2020	American LNG Marketing LLC	Peninsula Energy Services Co	2014-209-LNG	Barbados	Hohebank	Haileah, Florida	Ft. Lauderdale, Florida	4,240	
12/4/2020	American LNG Marketing LLC	Peninsula Energy Services Co	2014-209-LNG	Bahamas	Florida Express	Haileah, Florida	Ft. Lauderdale, Florida	1,696	
12/6/2020	American LNG Marketing LLC	Peninsula Energy Services Co	2014-209-LNG	Haiti	Delphinus	Haileah, Florida	Ft. Lauderdale, Florida	3,392	
12/8/2020	American LNG Marketing LLC	Peninsula Energy Services Co	2014-209-LNG	Bahamas	Sea Express	Haileah, Florida	Ft. Lauderdale, Florida	1,696	
12/8/2020	American LNG Marketing LLC	Peninsula Energy Services Co	2014-209-LNG	Bahamas	Florida Express	Haileah, Florida	Ft. Lauderdale, Florida	3,392	
12/10/2020	American LNG Marketing LLC	Peninsula Energy Services Co	2014-209-LNG	Barbados	Hoherrif	Haileah, Florida	Ft. Lauderdale, Florida	5,088	
12/11/2020	American LNG Marketing LLC	Peninsula Energy Services Co	2014-209-LNG	Bahamas	Sea Express	Haileah, Florida	Ft. Lauderdale, Florida	1,696	
12/12/2020	American LNG Marketing LLC	Peninsula Energy Services Co	2014-209-LNG	Bahamas	Caribbean Express	Haileah, Florida	Ft. Lauderdale, Florida	848	
12/13/2020	American LNG Marketing LLC	Peninsula Energy Services Co	2014-209-LNG	Haiti	Delphinus	Haileah, Florida	Ft. Lauderdale, Florida	5,088	
12/14/2020	American LNG Marketing LLC	Peninsula Energy Services Co	2014-209-LNG	Bahamas	Florida Express	Haileah, Florida	Ft. Lauderdale, Florida	2,544	
12/15/2020	American LNG Marketing LLC	Peninsula Energy Services Co	2014-209-LNG	Bahamas	Sea Express	Haileah, Florida	Ft. Lauderdale, Florida	2,544	
12/17/2020	American LNG Marketing LLC	Peninsula Energy Services Co	2014-209-LNG	Barbados	Vega Sagittarius	Haileah, Florida	Ft. Lauderdale, Florida	5,088	
12/18/2020	American LNG Marketing LLC	Peninsula Energy Services Co	2014-209-LNG	Bahamas	Sea Express	Haileah, Florida	Ft. Lauderdale, Florida	1,696	
12/19/2020	American LNG Marketing LLC	Peninsula Energy Services Co	2014-209-LNG	Bahamas	Caribbean Express	Haileah, Florida	Ft. Lauderdale, Florida	1,696	
12/20/2020	American LNG Marketing LLC	Peninsula Energy Services Co	2014-209-LNG	Haiti	Delphinus	Haileah, Florida	Ft. Lauderdale, Florida	5,088	
12/21/2020	American LNG Marketing LLC	Peninsula Energy Services Co	2014-209-LNG	Bahamas	Florida Express	Haileah, Florida	Ft. Lauderdale, Florida	3,392	
12/23/2020	American LNG Marketing LLC	Peninsula Energy Services Co	2014-209-LNG	Bahamas	Emerald Express	Haileah, Florida	Ft. Lauderdale, Florida	2,544	
12/24/2020	American LNG Marketing LLC	Peninsula Energy Services Co	2014-209-LNG	Barbados	Contship Air	Haileah, Florida	Ft. Lauderdale, Florida	5,088	
12/27/2020	American LNG Marketing LLC	Peninsula Energy Services Co	2014-209-LNG	Haiti	Delphinus	Haileah, Florida	Ft. Lauderdale, Florida	3,392	
12/28/2020	American LNG Marketing LLC	Peninsula Energy Services Co	2014-209-LNG	Bahamas	Caribbean Express	Haileah, Florida	Ft. Lauderdale, Florida	1,696	
12/30/2020	American LNG Marketing LLC	Peninsula Energy Services Co	2014-209-LNG	Bahamas	Sea Express	Haileah, Florida	Ft. Lauderdale, Florida	3,392	
12/30/2020	American LNG Marketing LLC	Peninsula Energy Services Co	2014-209-LNG	Bahamas	Florida Express	Haileah, Florida	Ft. Lauderdale, Florida	2,544	
12/31/2020	American LNG Marketing LLC	Peninsula Energy Services Co	2014-209-LNG	Barbados	Hohebank	Haileah, Florida	Ft. Lauderdale, Florida	5,088	
<b>TOTAL Exports of LNG (ISO)</b>								<b>616,496</b>	

[S] **Spot** – a one-time transaction for near-term delivery of a specific quantity of LNG at a specific location. Prior to 2006, spot cargos could be included in either long-term or short-term authorized types.

[\*] **Split cargo** – a single shipment of LNG where portions of the cargo have different transactional characteristics. For instance, a single cargo can have more than one buyer, supplier, price, unloading port, loading port, or DOE authorization.

[C] **Commissioning cargo** – pre-commercial cargo loaded while export facility operations are still undergoing final testing and inspection. Commissioning cargos may occur multiple times for the same facility as individual LNG trains enter service.

[L] **Liquefaction fees** – liquefaction fees have been included in the cargo prices for all months. See Table 1(f) for a summary price per export facility per month.

Countries of destination are current as of publication date. Any updates to countries of destination reported will be published in the next scheduled *LNG Monthly*.

Office of Fossil Energy  
 Office of Oil & Natural Gas  
 Office of Regulation, Analysis, and Engagement  
 Division of Natural Gas Regulation  
 Phone: 202-586-7991  
 Email: [ngreports@hq.doe.gov](mailto:ngreports@hq.doe.gov)



### VESSEL-BORNE RE-EXPORTS OF LIQUEFIED NATURAL GAS (LNG)

Table 2c

Date of Departure	Authorization Holder	Supplier(s)	Exporter	Purchaser	Docket Number	Country of Destination	Name of Tanker	Departure Terminal	Volume (Mcf of Natural Gas)	Notes
1/4/2020	Cameron LNG, LLC	Various	Cameron LNG, LLC	Diamond Gas International	2019-62-LNG	South Korea	Diamond Gas Sakura	Cameron, Louisiana	304,701	
1/7/2020	Cameron LNG, LLC	Various	Cameron LNG, LLC	Mitsui & Co., LTD	2019-62-LNG	Japan	Hoegh Gallant	Cameron, Louisiana	304,804	
8/16/2020	BP Energy Company	BP Energy Company	BP Energy Company	BP Gas Marketing Ltd	2018-69-LNG	Argentina	British Sapphire	Cove Point, Maryland	2,164,037	[S]
10/5/2020	Cameron LNG, LLC	Various	Cameron LNG, LLC	Total Gas & Power, Ltd.	2019-62-LNG	South Korea	SK Audace	Cameron, Louisiana	81,968	[*]
10/23/2020	Cameron LNG, LLC	Various	Cameron LNG, LLC	Diamond Gas International	2019-62-LNG	Japan	BW Pavilion Vanda	Cameron, Louisiana	81,732	[*]
10/25/2020	Cameron LNG, LLC	Mitsui & Co. Energy Marketing	Cameron LNG, LLC	Mitsui & Co., LTD	2019-62-LNG	Brazil	Marvel Crane	Cameron, Louisiana	81,661	[*]
<b>TOTAL Re-Exports of LNG</b>									<b>3,018,903</b>	

[S] **Spot** - a one-time transaction for near-term delivery of a specific quantity of LNG at a specific location. Prior to 2006, spot cargos could be included in either long-term or short-term authorization types.

[\*] **Split cargo** - a single shipment of LNG where portions of the cargo have different transactional characteristics. For instance, a single cargo can have more than one buyer, supplier, price, unloading port, loading port, or DOE authorization.

[C] **Commissioning cargo** - pre-commercial cargo loaded while export facility operations are still undergoing final testing and inspection. Commissioning cargos may occur multiple times for the same facility as individual LNG trains enter service.

### LNG Imports by Country of Origin

(Bcf of Natural Gas)

Table 2d(i)

2020	January	February	March	April	May	June	July	August	September	October	November	December	TOTAL
Egypt	-	-	-	-	-	-	-	-	-	-	-	-	0.0
France	-	-	-	-	-	-	-	-	-	-	-	-	0.0
Nigeria	1.6	-	-	-	-	2.7	-	-	-	-	-	2.6	6.9
Norway	3.0	-	-	-	-	-	-	-	-	-	-	-	3.0
Qatar	-	-	-	-	-	-	-	-	-	-	-	-	0.0
Trinidad	8.6	5.7	2.9	3.2	2.8	2.2	4.1	2.9	1.2	-	2.8	2.9	39.2
United Kingdom	-	-	-	-	-	-	-	-	-	-	-	-	0.0
Yemen	-	-	-	-	-	-	-	-	-	-	-	-	0.0
<b>TOTAL Imports of LNG</b>	<b>13.2</b>	<b>5.7</b>	<b>2.9</b>	<b>3.2</b>	<b>2.8</b>	<b>4.9</b>	<b>4.1</b>	<b>2.9</b>	<b>1.2</b>	<b>-</b>	<b>2.8</b>	<b>5.5</b>	<b>49.2</b>

### LNG Imports by Receiving Terminal

(Bcf of Natural Gas)

Table 2d(ii)

2020	January	February	March	April	May	June	July	August	September	October	November	December	TOTAL
Cameron, LA	-	-	-	-	-	-	-	-	-	-	-	-	0.0
Cove Point, MD	6.2	-	-	3.2	-	2.2	-	2.9	-	-	-	2.6	17.1
Elba Island, GA	-	-	-	-	-	2.7	-	-	-	-	-	-	2.7
Everett, MA	7.0	5.7	2.9	-	2.8	-	4.1	-	1.2	-	2.8	2.9	29.4
Freeport, TX	-	-	-	-	-	-	-	-	-	-	-	-	0.0
Golden Pass, TX	-	-	-	-	-	-	-	-	-	-	-	-	0.0
Gulf LNG, MS	-	-	-	-	-	-	-	-	-	-	-	-	0.0
Lake Charles, LA	-	-	-	-	-	-	-	-	-	-	-	-	0.0
Neptune Deepwater Port	-	-	-	-	-	-	-	-	-	-	-	-	0.0
Northeast Gateway	-	-	-	-	-	-	-	-	-	-	-	-	0.0
<b>TOTAL Imports of LNG</b>	<b>13.2</b>	<b>5.7</b>	<b>2.9</b>	<b>3.2</b>	<b>2.8</b>	<b>4.9</b>	<b>4.1</b>	<b>2.9</b>	<b>1.2</b>	<b>-</b>	<b>2.8</b>	<b>5.5</b>	<b>49.2</b>

### LNG Imports by Company

(Bcf of Natural Gas)

Table 2d(iii)

2020	January	February	March	April	May	June	July	August	September	October	November	December	TOTAL
BG LNG Services, LLC	-	-	-	-	-	-	-	-	-	-	-	-	0.0
BP Energy	-	-	-	3.2	-	2.2	-	2.9	-	-	-	-	8.3
Cheniere Marketing LLC	-	-	-	-	-	-	-	-	-	-	-	-	0.0
ConocoPhillips	-	-	-	-	-	-	-	-	-	-	-	-	0.0
Constellation LNG, LLC	7.0	5.7	2.9	-	2.8	-	4.1	-	1.2	-	2.8	2.9	29.4
Engie Gas & LNG LLC	-	-	-	-	-	-	-	-	-	-	-	-	0.0
Excelerate Energy Gas Marketing L.P.	-	-	-	-	-	-	-	-	-	-	-	-	0.0
Freeport LNG Development, L.P.	-	-	-	-	-	-	-	-	-	-	-	-	0.0
Pacific Summit Energy LLC	3.0	-	-	-	-	-	-	-	-	-	-	-	3.0
Sempra LNG Marketing	-	-	-	-	-	-	-	-	-	-	-	-	0.0
Shell NA LNG LLC	3.2	-	-	-	-	2.7	-	-	-	-	-	2.6	8.5
Statoil Natural Gas	-	-	-	-	-	-	-	-	-	-	-	-	0.0
Total Gas & Power	-	-	-	-	-	-	-	-	-	-	-	-	0.0
<b>Total Imports of LNG</b>	<b>13.2</b>	<b>5.7</b>	<b>2.9</b>	<b>3.2</b>	<b>2.8</b>	<b>4.9</b>	<b>4.1</b>	<b>2.9</b>	<b>1.2</b>	<b>-</b>	<b>2.8</b>	<b>5.5</b>	<b>49.2</b>

\*Very small volumes shown as zero due to rounding.

### SHORT-TERM VESSEL-BORNE IMPORTS OF LIQUEFIED NATURAL GAS

Table 2e(i)

Date of Arrival	Name of Importer	Seller	Docket Number	Country of Origin	Name of Tanker	Receiving Terminal	Volume (Mcf of Natural Gas)	Notes
1/7/2020	Pacific Summit Energy LLC	Equinor Natural Gas LLC	2019-76-LNG	Norway	Arctic Discoverer	Cove Point, Maryland	3,031,877	[S]
1/12/2020	Constellation LNG, LLC	ENGIE Energy Marketing NA, Inc.	2018-49-LNG	Nigeria	BW GDF Suez Boston	Everett, Massachusetts	1,583,689	[S]
1/25/2020	Shell NA LNG LLC	Shell International Trading Middle East Limited	2018-14-LNG	Trinidad	Gemmata	Cove Point, Maryland	3,154,435	[S]
3/8/2020	Constellation LNG, LLC	ENGIE Energy Marketing NA, Inc.	2018-49-LNG	Trinidad	BW GDF Suez Boston	Everett, Massachusetts	2,856,843	
4/3/2020	BP Energy Company	BP Gas Marketing Ltd.	2018-64-LNG	Trinidad	British Emerald	Cove Point, Maryland	3,214,462	[S]
6/6/2020	BP Energy Company	BP Gas Marketing Ltd.	2018-64-LNG	Trinidad	Kinisis	Cove Point, Maryland	2,177,803	
6/11/2020	Shell NA LNG LLC	Shell International Trading Middle East Limited	2020-15-LNG	Nigeria	Madrid Spirit	Elba Island, Georgia	2,693,282	[S]
7/26/2020	Constellation LNG, LLC	ENGIE Energy Marketing NA, Inc.	2020-12-LNG	Trinidad	BW GDF Suez Boston	Everett, Massachusetts	1,245,339	[S]
8/6/2020	BP Energy Company	BP Gas Marketing Ltd.	2018-64-LNG	Trinidad	British Merchant	Cove Point, Maryland	2,873,756	[S]
9/9/2020	Constellation LNG, LLC	ENGIE Energy Marketing NA, Inc.	2020-12-LNG	Trinidad	BW GDF Suez Boston	Everett, Massachusetts	1,235,092	
12/30/2020	Shell NA LNG LLC	Shell International Trading Middle East Limited	2020-15-LNG	Nigeria	Bilbao Knutsen	Cove Point, Maryland	2,628,704	[S]
<b>TOTAL Short-Term Imports of LNG</b>							<b>26,695,282</b>	

[S] Spot - a one-time transaction for near-term delivery of a specific quantity of LNG at a specific location. Prior to 2006, spot cargos could be included in either long-term or short-term authorization types.

[\*] Split cargo - a single shipment of LNG where portions of the cargo have different transactional characteristics. For instance, a single cargo can have more than one buyer, supplier, price, unloading port, loading port, or DOE authorization.

### LONG-TERM VESSEL-BORNE IMPORTS OF LIQUEFIED NATURAL GAS

Table 2e(ii)

Date of Arrival	Name of Importer	Seller	Docket Number	Country of Origin	Name of Tanker	Receiving Terminal	Volume (Mcf of Natural Gas)	Notes
1/6/2020	Constellation LNG, LLC	Naturgy LNG Marketing Limited	2019-5-LNG	Trinidad	Castillo de Villalba	Everett, Massachusetts	2,785,832	
1/23/2020	Constellation LNG, LLC	Naturgy LNG Marketing Limited	2019-5-LNG	Trinidad	Iberica Knutsen	Everett, Massachusetts	2,661,578	
2/2/2020	Constellation LNG, LLC	Naturgy LNG Marketing Limited	2019-5-LNG	Trinidad	Castillo de Villalba	Everett, Massachusetts	2,845,711	
2/20/2020	Constellation LNG, LLC	Naturgy LNG Marketing Limited	2019-5-LNG	Trinidad	Castillo de Villalba	Everett, Massachusetts	2,843,086	
5/8/2020	Constellation LNG, LLC	Naturgy LNG Marketing Limited	2019-5-LNG	Trinidad	Catalunya Spirit	Everett, Massachusetts	2,811,119	
7/10/2020	Constellation LNG, LLC	Naturgy LNG Marketing Limited	2019-5-LNG	Trinidad	Catalunya Spirit	Everett, Massachusetts	2,832,972	
11/10/2020	Constellation LNG, LLC	Naturgy LNG Marketing Limited	2019-5-LNG	Trinidad	Catalunya Spirit	Everett, Massachusetts	2,841,334	
12/21/2020	Constellation LNG, LLC	Naturgy LNG Marketing Limited	2019-5-LNG	Trinidad	Iberica Knutsen	Everett, Massachusetts	2,853,472	
<b>TOTAL Long-Term Imports of LNG</b>							<b>22,475,104</b>	

**TOTAL LNG IMPORTS**

**49,170,386**

[S] Spot - a one-time transaction for near-term delivery of a specific quantity of LNG at a specific location. Prior to 2006, spot cargos could be included in either long-term or short-term authorization types.

[\*] Split cargo - a single shipment of LNG where portions of the cargo have different transactional characteristics. For instance, a single cargo can have more than one buyer, supplier, price, unloading port, loading port, or DOE authorization.

[E-P] - a portion of this cargo was delivered to Everett, MA on 16 February 2017 and a portion was delivered to Ponce, Puerto Rico on 22 February 2017.

## VESSEL-BORNE IMPORTS OF LIQUEFIED NATURAL GAS (LNG) TO PUERTO RICO

Table 2f

Date of Arrival	Name of Importer	Seller	Docket Number	Country of Origin	Name of Tanker	Receiving Terminal	Volume (Mcf of Natural Gas)	Notes
1/7/2020	Naturgy Aproveisionamientos S.A.	Naturgy Aproveisionamientos S.A.	2018-189-LNG	Trinidad	British Merchant	Ponce, Puerto Rico	1,613,441	
2/14/2020	EcoElectrica, L.P.	Suez LNG	1994-91-LNG	Trinidad	BW GDF Suez Boston	Ponce, Puerto Rico	2,832,848	
3/27/2020	EcoElectrica, L.P.	Naturgy Aproveisionamientos S.A.	1994-91-LNG	Trinidad	Catalunya Spirit	Ponce, Puerto Rico	1,553,807	
3/30/2020	NFEnergía LLC	NFE North Trading Ltd	2018-29-LNG	Norway	Coral Antheia	San Juan, Puerto Rico	75,555	[S]
4/15/2020	EcoElectrica, L.P.	Naturgy Aproveisionamientos S.A.	1994-91-LNG	Trinidad	Catalunya Spirit	Ponce, Puerto Rico	1,209,652	
4/15/2020	NFEnergía LLC	NFE North Trading Ltd	2020-7-LNG	Trinidad	Coral Energy	Ponce, Puerto Rico	372,181	[S]
4/26/2020	NFEnergía LLC	NFE North Trading Ltd	2020-7-LNG	Trinidad	JS Ineos Independence	Ponce, Puerto Rico	616,771	[S]
5/3/2020	EcoElectrica, L.P.	ENGIE Energy Marketing NA, Inc.	1994-91-LNG	Trinidad	British Ruby	Ponce, Puerto Rico	1,406,431	
5/21/2020	EcoElectrica, L.P.	ENGIE Energy Marketing NA, Inc.	1994-91-LNG	Trinidad	British Ruby	Ponce, Puerto Rico	1,388,305	
5/31/2020	NFEnergía LLC	NFE North Trading Ltd	2020-7-LNG	Trinidad	Coral Energy	San Juan, Puerto Rico	411,557	[S]
6/7/2020	NFEnergía LLC	NFE North Trading Ltd	2020-7-LNG	Trinidad	Coral Energy	San Juan, Puerto Rico	443,234	[S]
6/9/2020	NFEnergía LLC	NFE North Trading Ltd	2020-7-LNG	Trinidad	JS Ineos Independence	San Juan, Puerto Rico	143,024	[S]
6/11/2020	EcoElectrica, L.P.	Naturgy Aproveisionamientos S.A.	1994-91-LNG	Trinidad	Catalunya Spirit	Ponce, Puerto Rico	1,406,761	
6/16/2020	NFEnergía LLC	NFE North Trading Ltd	2020-7-LNG	Trinidad	Coral Energy	San Juan, Puerto Rico	319,845	[S]
6/22/2020	EcoElectrica, L.P.	Naturgy Aproveisionamientos S.A.	1994-91-LNG	Trinidad	Catalunya Spirit	Ponce, Puerto Rico	878,072	
7/9/2020	EcoElectrica, L.P.	ENGIE Energy Marketing NA, Inc.	1994-91-LNG	Trinidad	BW GDF Suez Boston	Ponce, Puerto Rico	1,311,086	
7/9/2020	NFEnergía LLC	NFE North Trading LTD	2020-7-LNG	Trinidad	Coral Energy	San Juan, Puerto Rico	423,988	[S]
7/15/2020	NFEnergía LLC	NFE North Trading LTD	2020-7-LNG	Trinidad	Coral Energy	San Juan, Puerto Rico	509,647	[S]
7/19/2020	NFEnergía LLC	NFE North Trading LTD	2020-7-LNG	Trinidad	Coral Antheia	San Juan, Puerto Rico	215,137	[S]
7/22/2020	NFEnergía LLC	NFE North Trading LTD	2020-7-LNG	Trinidad	Coral Energy	San Juan, Puerto Rico	411,875	[S]
7/26/2020	NFEnergía LLC	NFE North Trading LTD	2020-7-LNG	Trinidad	Coral Antheia	San Juan, Puerto Rico	213,866	[S]
7/27/2020	EcoElectrica, L.P.	ENGIE Energy Marketing NA, Inc.	1994-91-LNG	Trinidad	British Merchant	Ponce, Puerto Rico	1,620,574	
7/29/2020	NFEnergía LLC	NFE North Trading LTD	2020-7-LNG	Trinidad	Coral Energy	San Juan, Puerto Rico	341,352	[S]
8/1/2020	NFEnergía LLC	NFE North Trading LTD	2020-7-LNG	Trinidad	JS Ineos Independence	San Juan, Puerto Rico	149,078	[S]
8/3/2020	NFEnergía LLC	NFE North Trading LTD	2020-7-LNG	Trinidad	Coral Energy	San Juan, Puerto Rico	316,343	[S]
8/9/2020	NFEnergía LLC	NFE North Trading LTD	2020-7-LNG	Trinidad	Coral Energy	San Juan, Puerto Rico	317,971	[S]
8/10/2020	EcoElectrica, L.P.	ENGIE Energy Marketing NA, Inc.	1994-91-LNG	Trinidad	BW GDF Suez Boston	Ponce, Puerto Rico	1,411,671	
8/13/2020	NFEnergía LLC	NFE North Trading LTD	2020-7-LNG	Trinidad	Coral Antheia	San Juan, Puerto Rico	130,990	[S]
8/19/2020	EcoElectrica, L.P.	ENGIE Energy Marketing NA, Inc.	1994-91-LNG	Trinidad	BW GDF Suez Boston	Ponce, Puerto Rico	1,425,343	
8/20/2020	NFEnergía LLC	NFE North Trading LTD	2020-7-LNG	Trinidad	Coral Energy	San Juan, Puerto Rico	262,235	[S]
8/28/2020	NFEnergía LLC	NFE North Trading LTD	2020-7-LNG	Trinidad	Coral Antheia	San Juan, Puerto Rico	128,402	[S]
8/31/2020	Naturgy Aproveisionamientos S.A.	Naturgy Aproveisionamientos S.A.	2018-189-LNG	Trinidad	Catalunya Spirit	Ponce, Puerto Rico	1,408,354	[*]
8/31/2020	NFEnergía LLC	NFE North Trading LTD	2020-7-LNG	Trinidad	Coral Energy	San Juan, Puerto Rico	215,500	[S]
9/2/2020	NFEnergía LLC	NFE North Trading Ltd	2020-7-LNG	Trinidad	Coral Encanto	San Juan, Puerto Rico	282,345	[S]
9/6/2020	NFEnergía LLC	NFE North Trading Ltd	2020-7-LNG	Trinidad	Coral Energy	San Juan, Puerto Rico	229,911	[S]
9/9/2020	NFEnergía LLC	NFE North Trading Ltd	2020-7-LNG	Trinidad	Coral Encanto	San Juan, Puerto Rico	290,483	[S]
9/10/2020	Naturgy Aproveisionamientos S.A.	Naturgy Aproveisionamientos S.A.	2018-189-LNG	Trinidad	Catalunya Spirit	Ponce, Puerto Rico	1,427,447	[*]
9/15/2020	NFEnergía LLC	NFE North Trading Ltd	2020-7-LNG	Trinidad	Coral Encanto	San Juan, Puerto Rico	326,512	[S]
9/17/2020	NFEnergía LLC	NFE North Trading Ltd	2020-7-LNG	Trinidad	Coral Encanto	San Juan, Puerto Rico	203,543	[S]
9/20/2020	Naturgy Aproveisionamientos S.A.	Naturgy Aproveisionamientos S.A.	2018-189-LNG	Trinidad	Hispania Spirit	Ponce, Puerto Rico	1,408,287	[*]
9/23/2020	NFEnergía LLC	NFE North Trading Ltd	2020-7-LNG	Algeria	Coral Encanto	San Juan, Puerto Rico	212,515	[S] [*]
9/23/2020	NFEnergía LLC	NFE North Trading Ltd	2020-7-LNG	Trinidad	Coral Encanto	San Juan, Puerto Rico	201,490	[S] [*]
9/26/2020	NFEnergía LLC	NFE North Trading Ltd	2020-7-LNG	Algeria	Coral Encanto	San Juan, Puerto Rico	127,615	[S]
9/28/2020	EcoElectrica, L.P.	Naturgy Aproveisionamientos S.A.	1994-91-LNG	Trinidad	Hispania Spirit	Ponce, Puerto Rico	1,219,793	
10/1/2020	NFEnergía LLC	NFE North Trading Ltd	2020-7-LNG	Algeria	Coral Encanto	San Juan, Puerto Rico	268,639	[S]

**Note:** Naturgy Aproveisionamientos S.A. (formerly Gas Natural Aproveisionamientos SDG. S.A.)

[S] **Spot** – a one-time transaction for near-term delivery of a specific quantity of LNG at a specific location.

[\*] **Split cargo** – a single shipment of LNG where portions of the cargo have different transactional characteristics. For instance, a single cargo can have more than one buyer, supplier, price, unloading port, loading port, or DOE authorization.



## VESSEL-BORNE IMPORTS OF LIQUEFIED NATURAL GAS (LNG) TO PUERTO RICO

Table 2f

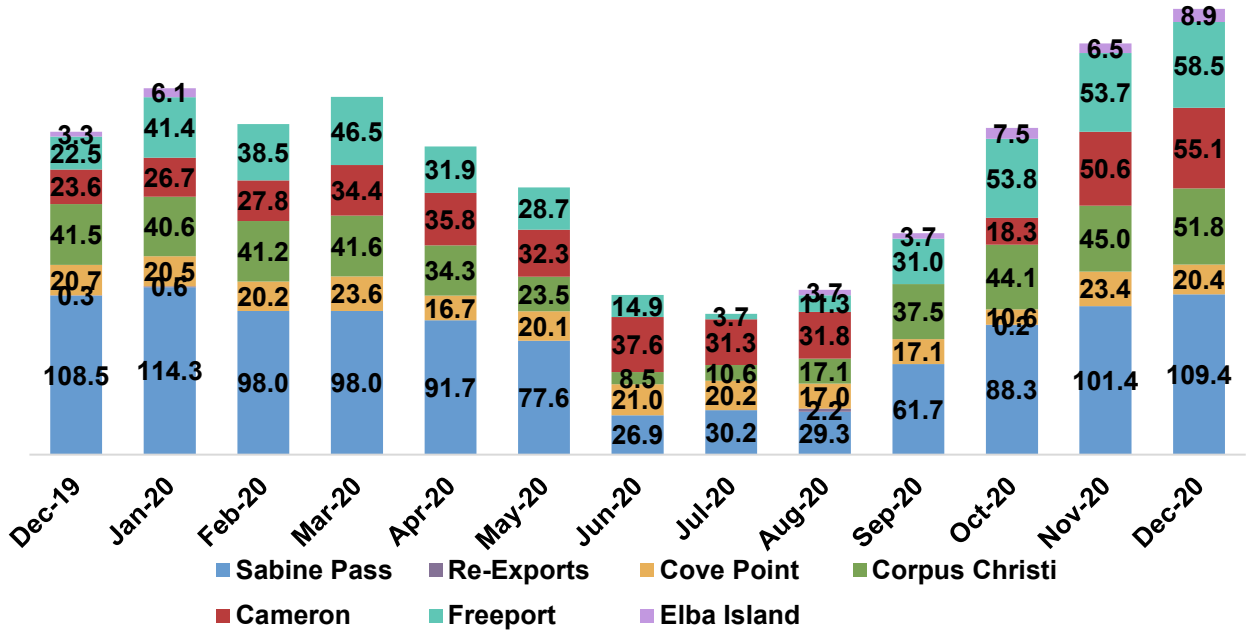
Date of Arrival	Name of Importer	Seller	Docket Number	Country of Origin	Name of Tanker	Receiving Terminal	Volume (Mcf of Natural Gas)	Notes
10/8/2020	Naturgy Aprovisionamientos S.A.	Naturgy Aprovisionamientos S.A.	2018-189-LNG	Trinidad	Catalunya Spirit	Ponce, Puerto Rico	1,406,560	[*]
10/10/2020	NFEnergía LLC	NFE North Trading Ltd	2020-7-LNG	Trinidad	Coral Encanto	San Juan, Puerto Rico	532,767	[S]
10/17/2020	NFEnergía LLC	NFE North Trading Ltd	2020-7-LNG	Trinidad	Coral Encanto	San Juan, Puerto Rico	307,823	[S]
10/18/2020	Naturgy Aprovisionamientos S.A.	Naturgy Aprovisionamientos S.A.	2018-189-LNG	Trinidad	Catalunya Spirit	Ponce, Puerto Rico	1,188,817	[*]
10/20/2020	NFEnergía LLC	NFE North Trading Ltd	2020-7-LNG	Trinidad	Coral Encanto	San Juan, Puerto Rico	304,581	[S]
10/27/2020	Naturgy Aprovisionamientos S.A.	Naturgy Aprovisionamientos S.A.	2018-189-LNG	Trinidad	BW GDF Suez Boston	Ponce, Puerto Rico	1,408,091	[*]
10/27/2020	NFEnergía LLC	NFE North Trading Ltd	2020-7-LNG	Trinidad	Coral Encanto	San Juan, Puerto Rico	329,407	[S]
10/30/2020	NFEnergía LLC	NFE North Trading Ltd	2020-7-LNG	Trinidad	Coral Antheia	San Juan, Puerto Rico	90,324	[S]
11/2/2020	NFEnergía LLC	NFE North Trading Ltd	2020-7-LNG	France	Coral Encanto	San Juan, Puerto Rico	525,358	[S]
11/5/2020	Naturgy Aprovisionamientos S.A.	Naturgy Aprovisionamientos S.A.	2018-189-LNG	Trinidad	BW GDF Suez Boston	Ponce, Puerto Rico	1,373,603	[*]
11/10/2020	NFEnergía LLC	NFE North Trading Ltd	2020-7-LNG	Trinidad	JS Ineos Independence	San Juan, Puerto Rico	102,870	[S]
11/12/2020	NFEnergía LLC	NFE North Trading Ltd	2020-7-LNG	France	Coral Antheia	San Juan, Puerto Rico	95,321	[S]
11/15/2020	Naturgy Aprovisionamientos S.A.	Naturgy Aprovisionamientos S.A.	2018-189-LNG	Trinidad	Iberica Knutsen	Ponce, Puerto Rico	1,406,126	[*]
11/18/2020	NFEnergía LLC	NFE North Trading Ltd	2020-7-LNG	France	JS Ineos Independence	San Juan, Puerto Rico	306,954	[S]
11/25/2020	Naturgy Aprovisionamientos S.A.	Naturgy Aprovisionamientos S.A.	2018-189-LNG	Trinidad	Iberica Knutsen	Ponce, Puerto Rico	1,443,048	[*]
11/25/2020	NFEnergía LLC	NFE North Trading Ltd	2020-7-LNG	France	Coral Antheia	San Juan, Puerto Rico	86,453	[S]
12/4/2020	NFEnergía LLC	NFE North Trading Ltd	2020-7-LNG	France	Coral Encanto	San Juan, Puerto Rico	399,484	
12/6/2020	Naturgy Aprovisionamientos S.A.	Naturgy Aprovisionamientos S.A.	2018-189-LNG	Trinidad	BW GDF Suez Boston	Ponce, Puerto Rico	1,409,720	[*]
12/12/2020	NFEnergía LLC	NFE North Trading Ltd	2020-7-LNG	Dominican Republ	Coral Encanto	San Juan, Puerto Rico	260,208	
12/12/2020	NFEnergía LLC	NFE North Trading Ltd	2020-7-LNG	France	Coral Encanto	San Juan, Puerto Rico	58,622	
12/15/2020	Naturgy Aprovisionamientos S.A.	Naturgy Aprovisionamientos S.A.	2020-116-LNG	Trinidad	BW GDF Suez Boston	Ponce, Puerto Rico	1,375,820	[*]
12/18/2020	NFEnergía LLC	NFE North Trading Ltd	2020-7-LNG	Dominican Republ	Coral Encanto	San Juan, Puerto Rico	239,766	
12/24/2020	Naturgy Aprovisionamientos S.A.	Naturgy Aprovisionamientos S.A.	2020-116-LNG	Trinidad	Gemmata	Ponce, Puerto Rico	1,408,547	[*]
12/24/2020	NFEnergía LLC	NFE North Trading Ltd	2020-7-LNG	Dominican Republ	Coral Encanto	San Juan, Puerto Rico	514,687	
<b>TOTAL Imports of LNG to Puerto Rico</b>							<b>48,258,433</b>	

**Note:** Naturgy Aprovisionamientos S.A. (formerly Gas Natural Aprovisionamientos SDG. S.A.)

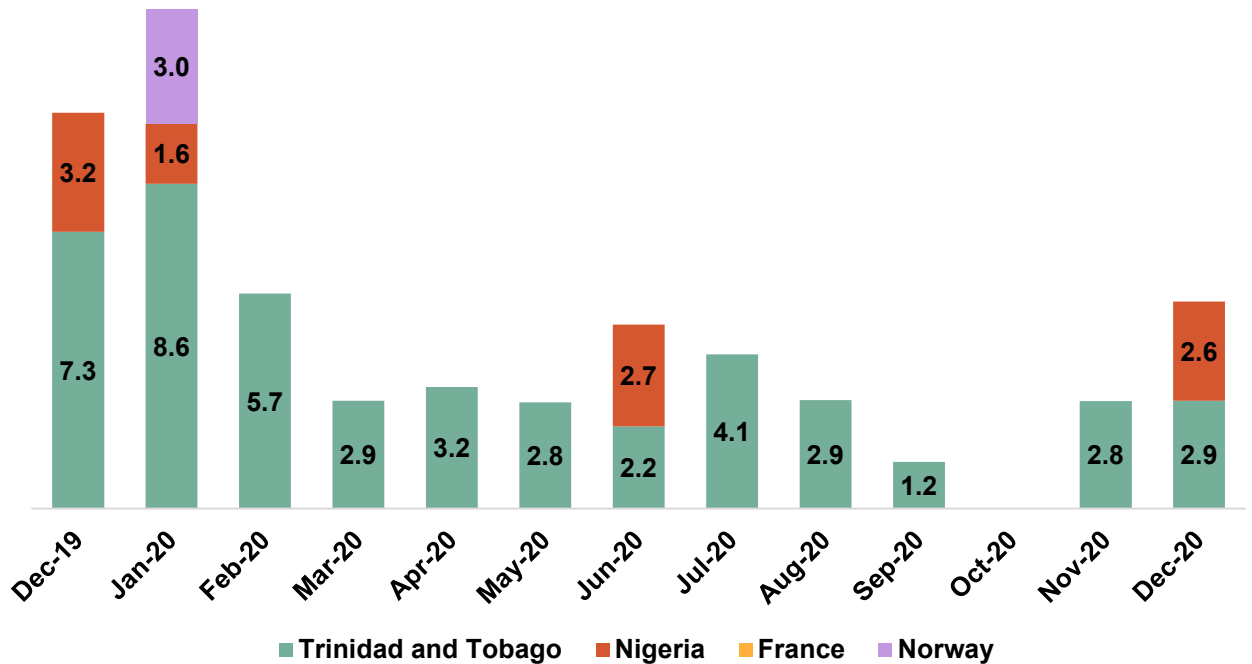
[S] **Spot** – a one-time transaction for near-term delivery of a specific quantity of LNG at a specific location.

[\*] **Split cargo** – a single shipment of LNG where portions of the cargo have different transactional characteristics. For instance, a single cargo can have more than one buyer, supplier, price, unloading port, loading port, or DOE authorization.

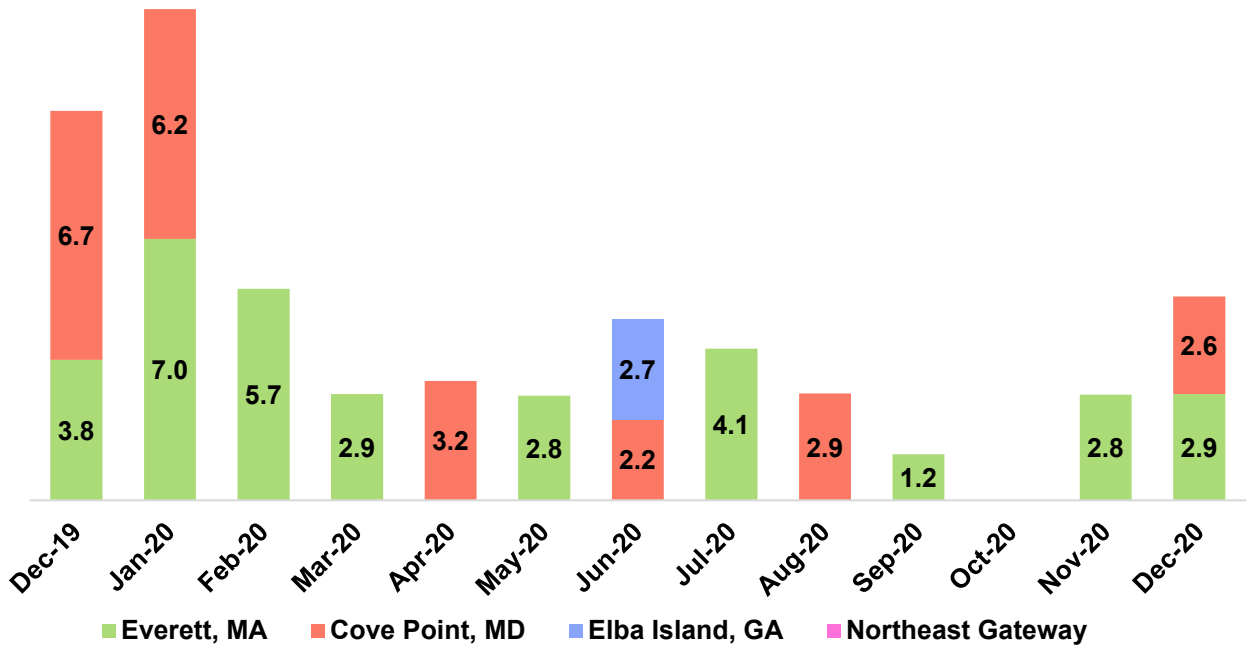
### U.S. LNG by Vessel – Export and Re-Export Volumes (Bcf)



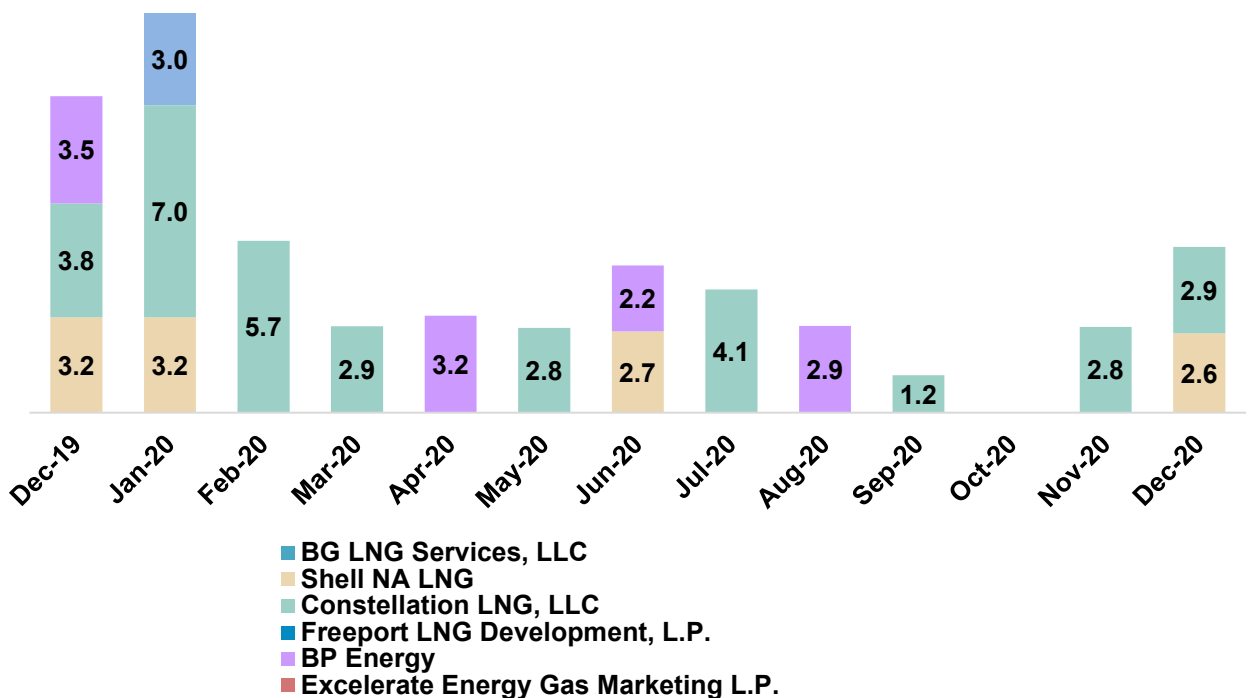
### U.S. LNG Import Volume by Source Country (Bcf)



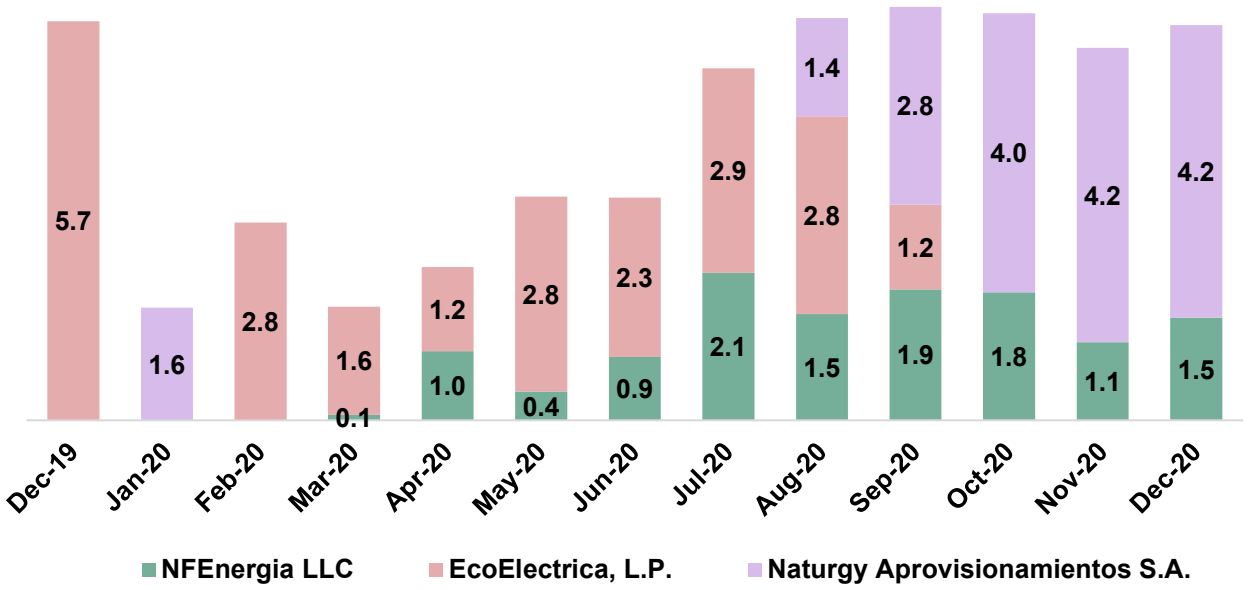
### U.S. LNG Import Volume by Terminal (Bcf)



### U.S. LNG Import Volume by Company (Bcf)



### U.S. LNG Import Volume by Company, Puerto Rico (Bcf)



## NOTES AND DEFINITIONS

- 1) Import prices are landed and include the price of the LNG, the transportation cost to the U.S. terminal, and the cost of offloading the LNG. Landed prices do not include regasification fees.
- 2) The data are provided by importers and exporters as a condition of their authorizations (which are issued by this office). They are reported as filed, after DOE review and any subsequent revisions by importers and exporters.
- 3) Spot cargos [S] are a one-time transaction for near-term delivery of a specific quantity of LNG at a specific location. Prior to 2006, spot cargos could be included in either long-term or short-term authorization types.
- 4) Split cargos [\*] refer to a single shipment of LNG where portions of the cargo have different transactional characteristics. For instance, a single cargo can have more than one buyer, supplier, price, unloading port, loading port, or DOE authorization.
- 5) Commissioning cargos [C] refer to pre-commercial cargos loaded while export facility operations are still undergoing final testing and inspection. Commissioning cargos may occur multiple times for the same facility as individual LNG trains enter service.
- 6) Liquefaction fees [L] - liquefaction fees have been included in the cargo's price. Beginning with July 2019 data, with the exception of some commissioning cargos as indicated in Table 2(a), all export cargo prices at all terminals include liquefaction fees.
- 7) Short-term imports or exports are those cargos imported or exported under a company's short-term or "blanket" authorization. This type of authorization covers supply contracts with terms up to 2 years, including spot cargos. The authorization is not based on a specific supply contract, but covers all of the importer's short-term supply deals. DOE does not have copies of those contracts and they are not filed with the applications.
- 8) Long-term imports or exports are those cargos imported or exported under a company's long-term authorization. This type of authorization is tied to one specific supply contract with a term of more than two years. Redacted copies of the contracts are available on our website (please see below).
- 9) Authorization holders are required to file volume data in thousand cubic feet (Mcf). Therefore, data collected does not necessarily include equivalent amounts of energy, measured in million British thermal units (MMBtu).
- 10) Prices for exports from Kenai, Alaska are "delivered." This is the commodity price plus transportation to the receiving terminal in the destination country.
- 11) Prices for re-exports are the prices at the point of export, also known as FOB (free on board).
- 12) Export prices for cargos made pursuant to long-term SPA's/contracts typically do not include liquefaction fees. Exceptions where liquefaction fees have been included in a cargo's price will be noted with Note [L].

Our web address is: [www.fossil.energy.gov](http://www.fossil.energy.gov)  
Click "Services," then click "Natural Gas Regulation."

