



Uranium Processing Facility Technology Maturation: Microwave Casting Lessons Learned

Jim LaForest

Main Process Building Subproject Federal Project Director

April 23, 2019

This document has been reviewed and confirmed to be
UNCLASSIFIED and contains no UCN.

Name: Jeffrey Cravens

Date: 05/13/2019

eDC/RO ID: 129188



FPD Bottom Line Up Front

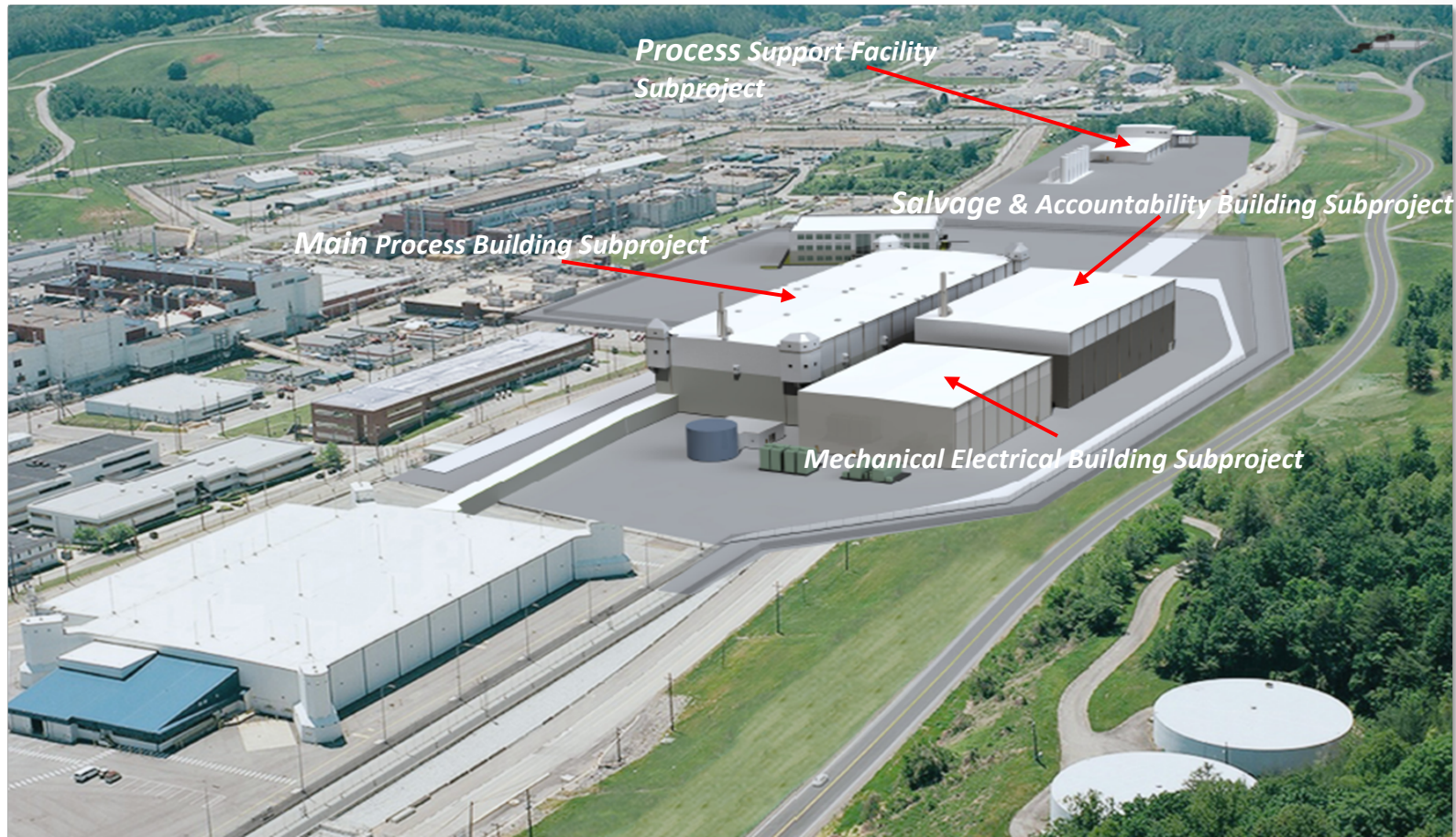
- **Timely investments in technology maturation minimizes both project and programmatic risk.**
- **Early planning is essential:**
 - Planning must start **PRIOR** to CD-1 and continue through CD-2.
 - Define clear roles and responsibilities between the organizations responsible for early technology development and the Project.
 - Determine a logical point during the technology development process for the Project to assume responsibility.
 - Early ownership by the Project reduces design risk and increases the probability of obtaining a timely and accurate project baseline.
 - Ensure adequate resources and funding for the technology development both on and off the project.
 - Logically link technology maturation scope performed by others (such as R&D) with the Project schedule.
- **Establish a dedicated team for technology development execution.**
- **Evaluate continued operations of full-scale prototype(s) after TRL-7.**



Sir Bananas

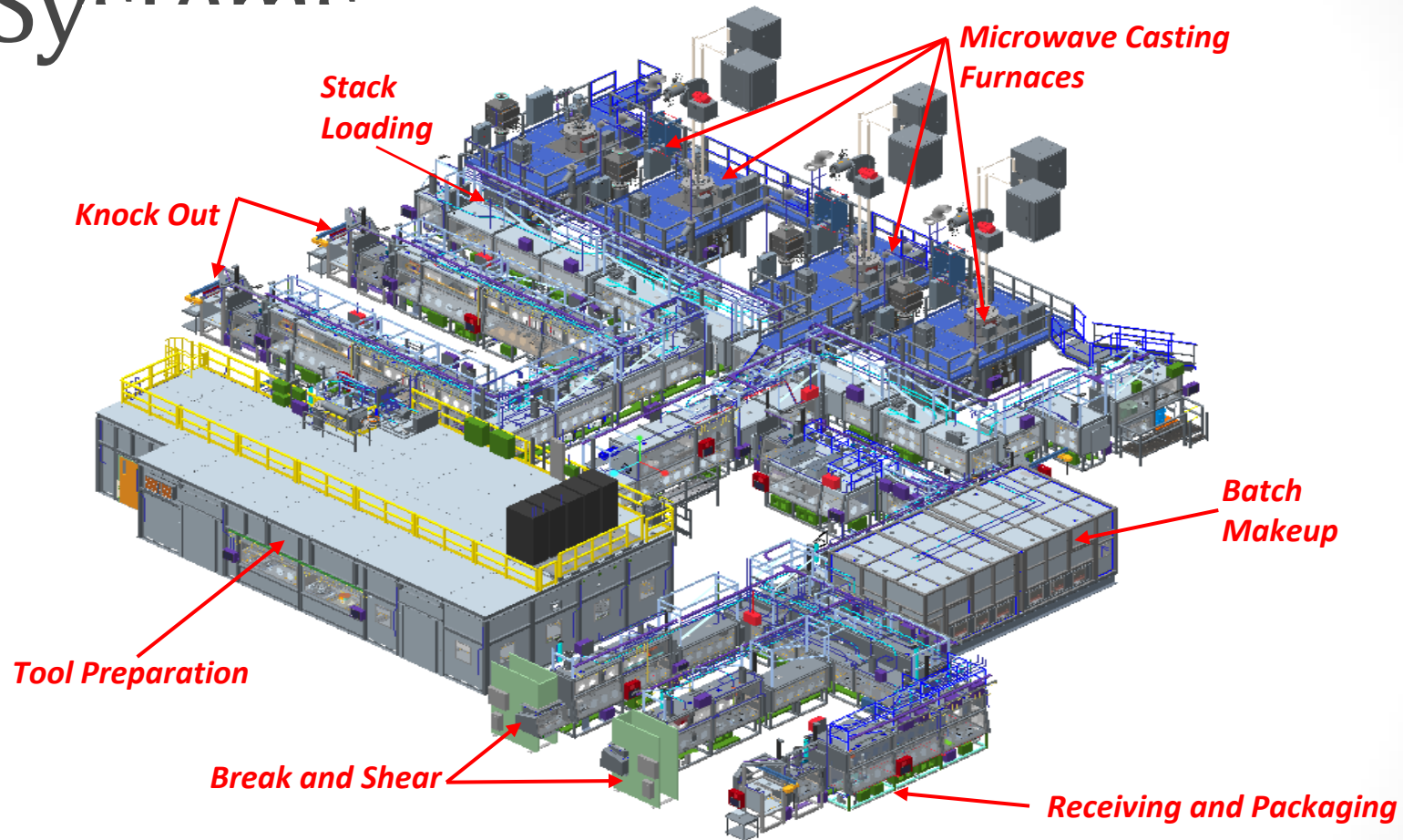
- Start early or suffer greatly
- Invest in technology development or you will end up eating termites without your favorite stick
- Make sure you have enough bananas before you start
- If you don't have well-defined roles and responsibilities, all you end up with is a lot of chest thumping and howling
- Assemble a good team...flingers, groomers, pickers, and singers

What is the UPF Project?



UPF supports phasing out of Building 9212 by the end 2025

Main Casting Glovebox Systems




UPF Technology Maturation

- Demonstrated TRL-7 for all UPF Critical Technologies:
 - Microwave Casting
 - Calcination
 - Bulk Metal Oxidation
- Approved by Uranium Program Manager
- Met TRL-7 Requirements:
 - Full-scale prototypical system
 - Relevant operational environment
 - Depleted uranium (DU) as a representative simulant
- Microwave Casting Technology:
 - Established Technology Readiness Assessment Team, including Y-12, LANL, LLNL, and ORNL members
 - Completed extensive technology testing to defined acceptance criteria

Microwave Casting



Machined



Radiographed



Welded



MW Prototype

Microwave Casting History and TRL Requirements

- 2000s – Considered as an alternative to Vacuum Induction Melting (VIM).
- 2009 – First of five TRAs conducted. **Responsibility for TRA funding and execution resides off-project.**
- 2011 – DOE G413.3-4A: TRL-6 by CD-2 and TRL-7 by CD-3.
- 2013 – Decision made to deploy Microwave Casting on UPF.
- 2015 – NNSA directs UPF Contractor to obtain TRL-7 prior to CD-2. **Responsibility for funding and execution resides with the Project.**
- 2016 – DOE O 413.3B Chg2: TRL-7 prior to CD-2 for Major System Projects.
- 2017 – TRL-7 achieved. **Responsibility and operational control for full-scale prototype transferred off-project.** Program starts risk reduction activities.
- 2018 – UPF CD-2/3 approval obtained.
- 2022 – Planned use of prototype to support readiness preparation. **Labor funded by Project, but operational control of prototype remains off-project.**
- 2025 – UPF CD-4.

TRL-6 to 7: Full-Scale Prototype Testing

- Funded and executed by the Project. Effort cost approximately \$35M and took three years to complete.
- TRL-7 testing objectives:
 - Microwave performance – Throughput and temperature profile
 - Certified test object product evaluation – Machining, soundness, chemical impurities, chemical assay, density, and weldability
- Relevant operational environment included:
 - Microwave casting furnace
 - Human-machine interface
 - Operating platform
 - Glovebox enclosure with furnace loading area and cooling chamber
 - Automated pouring mechanism
 - Magnetic material transfer system and overhead crane
 - Recirculating argon system

Full-Scale Prototype: Furnace and Gloveboxes



Full-Scale Prototype: Operating Platform



Wave Guides

Furnace Chamber

Pre-CD-4 Programmatic Risk Reduction & Readiness Prep

- Business case supported continued use and operation of the full-scale prototype:
 - Reduces programmatic risk associated with achieving qualified products after CD-4
 - Project readiness preparation necessary to achieve CD-4
- Benefits:
 - Optimize operations
 - Identify tooling enhancements
 - Train craft workers and process engineers on full-scale system
 - Development of operating procedures
 - Evaluate waste streams

Recommended Technology Maturation Timeline

- **PRIOR to CD-1: Early Planning**

- Work with the Program to **MAXIMIZE** technology development scope.
- TRL-7 prior to CD-2 is required for a Major System Project. However, it is a best practice for all projects.
- Early Project responsibility for technology development reduces risk associated with design development and CD-2/3 approval.
- Preliminary Project Execution Plan, Technology Maturation Plan, and Design Management Plan:
 - Define clear roles and responsibilities between R&D and the Project.
 - Describe the plan for transitioning responsibility between R&D and the Project.
 - Define the relationship between technology maturation and design development.
- Schedule, cost, and funding documentation must clearly reflect the technology maturation scope necessary to reach CD-2 for **BOTH** Project and off-project organizations.

Recommended Technology Maturation Timeline (Cont.)

- **Between CD-1 and CD-2: Execute**
 - Charter a dedicated Project IPT to focus on technology development; include representatives from the Project, R&D, Program, Design Authority, Site Office, and Site Operator.
 - Charter a Technology Readiness Assessment (TRA) Team early. Conduct periodic mid-stream TRAs to measure TRL progress.
 - Maximize the investment on prototype and relevant operational environment when planning for TRL-7.
 - Logically link off-project development work into the Project Integrated Master Schedule. Focus on the key design development interfaces.
 - Develop a business case for continued use of the full-scale prototype(s) after TRL-7 and seek off-project funding as needed. Articulate the approach in the Project Execution Plan and Operational Release Plan.

Recommended Technology Maturation Timeline (Cont.)

- **Between CD-2 and CD-4: Conduct risk reduction and readiness preparation with full-scale prototype**
 - Optimize operations.
 - Conduct operator and system engineering training.
 - Write procedures.
- **Post CD-4: Implement Operational Release Plan**

Questions?