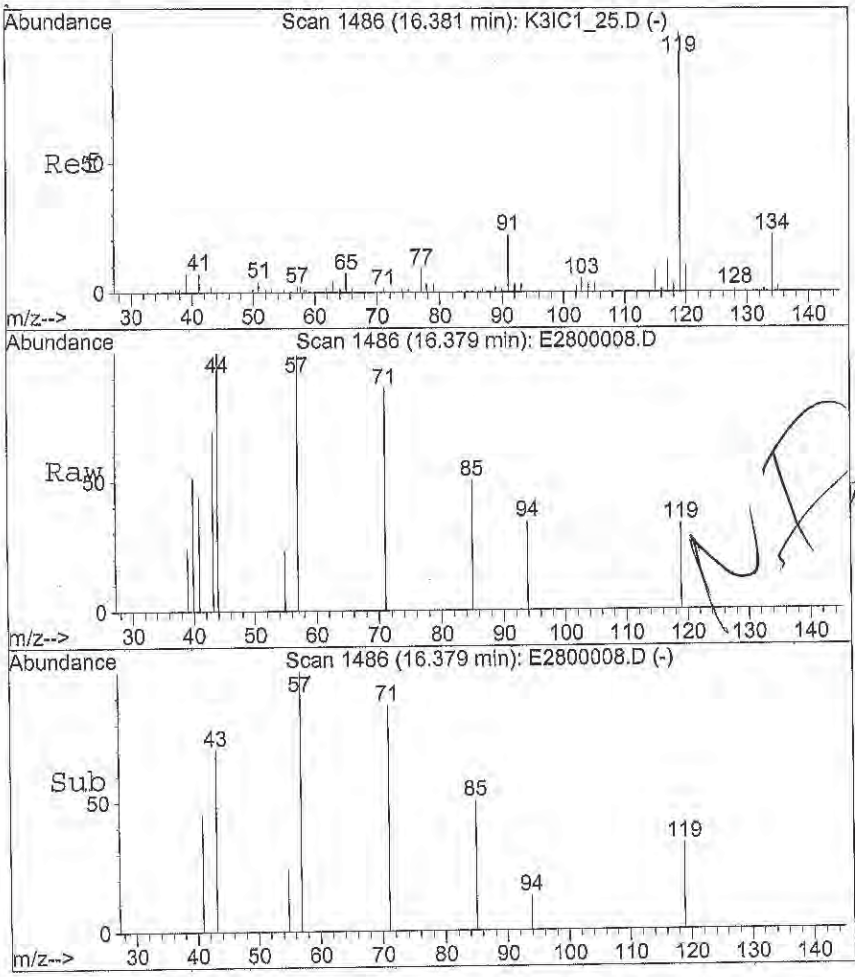

#69
p-Isopropyltoluene
Concen: 0.02 ug/L
RT: 16.38 min Scan# 1486
Delta R.T. -0.00 min
Lab File: E2800008.D
Acq: 28 May 2014 11:47 am

Tgt Ion:119 Resp: 423

Ion	Ratio	Lower	Upper
119	100		
134	0.0	17.4	26.2#
91	0.0	19.6	29.4#

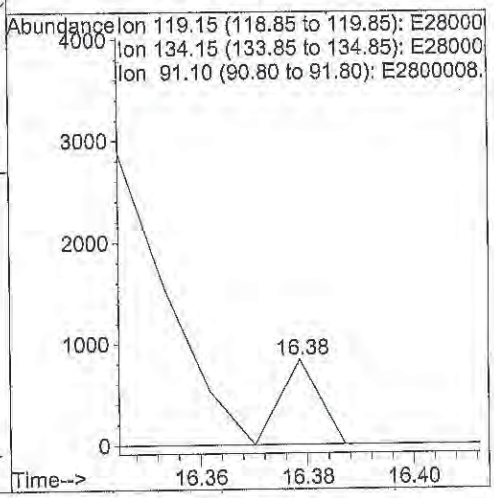

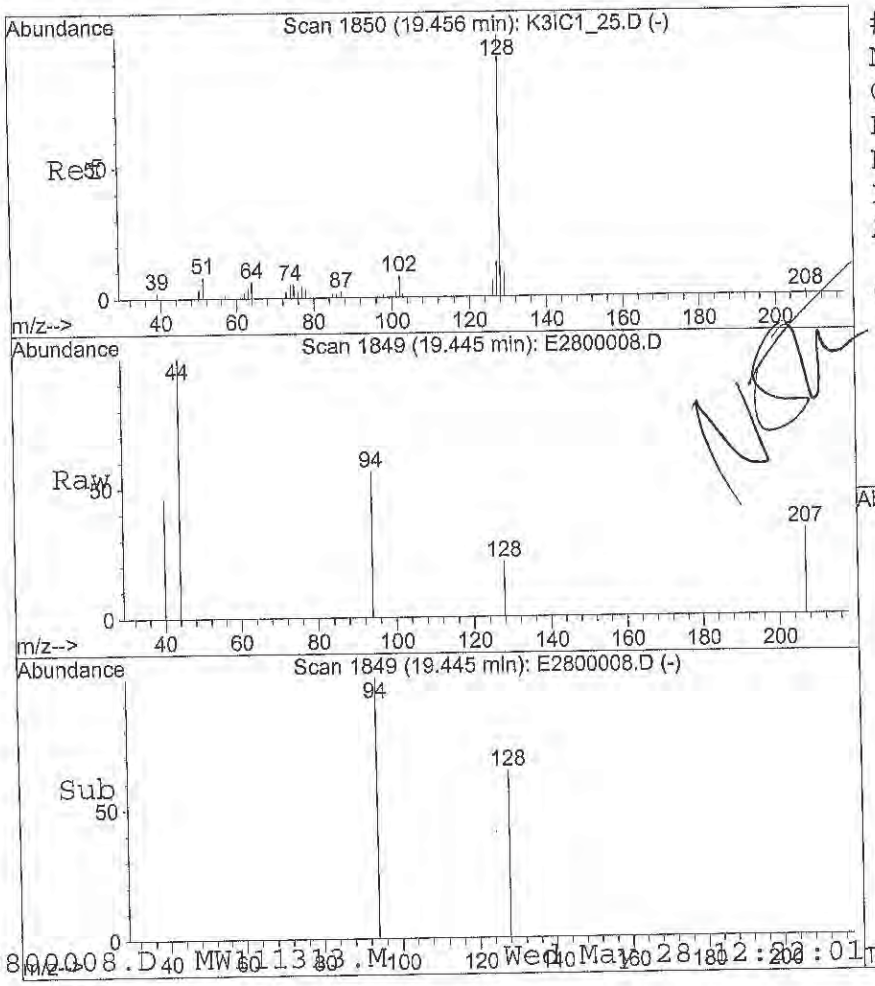

#77
Naphthalene
Concen: 0.02 ug/L
RT: 19.44 min Scan# 1849
Delta R.T. -0.01 min
Lab File: E2800008.D
Acq: 28 May 2014 11:47 am

Tgt Ion:128 Resp: 276

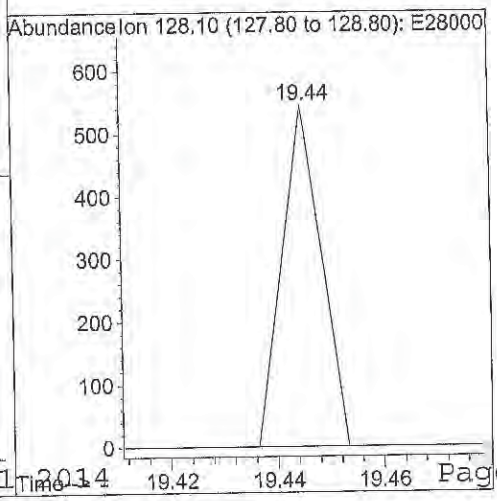

Quantitation Report (Not Reviewed)

Data File : C:\HPCHEM\1\DATA\052814L3\E2800008.D Vial: 7
Acq On : 28 May 2014 11:47 am Operator: DN
Sample : 3E42801-07 Inst : GC/MS Ins
Misc : 100cc SVL-516-SA5D-SV-6.0-7.0 Multiplr: 10.00
MS Integration Params: rteint.p
Quant Time: May 28 12:23 19114 Quant Results File: SS072713.RES

Quant Method : C:\HPCHEM\1\METHODS\SS072713.M (RTE Integrator)
Title : 8260B GC/MS #3 ICAL SSSF 07/27/13 DN
Last Update : Mon Nov 18 10:31:39 2013
Response via : Initial Calibration
DataAcq Meth : MW111313

Internal Standards	R.T.	QIon	Response	Conc	Units	Dev(Min)
1) Fluorobenzene (IS)	10.29	96	1702842	12.50	ug/L	-0.02
7) Chlorobenzene-d5 (IS)	13.92	117	1327452	12.50	ug/L	0.00
10) 1,4-Dichlorobenzene-d4 (IS	16.51	152	706606	12.50	ug/L	0.00
System Monitoring Compounds						
2) Dibromofluoromethane (SU1)	9.43	113	476094	10.75	ug/L	0.00
Spiked Amount 12.500	Range 75 - 125		Recovery = 86.00%			
3) Chloroform-d (SU6)	9.18	84	707571	11.14	ug/L	0.00
Spiked Amount 12.500	Range 70 - 140		Recovery = 89.12%			
4) Methylene Chloride-d2 (SU5	7.06	86	414968	11.17	ug/L	-0.02
Spiked Amount 12.500	Range 70 - 140		Recovery = 89.36%			
5) 1,2-Dichloroethane-d4 (SU2	9.90	65	450359	14.88	ug/L	0.00
Spiked Amount 12.500	Range 75 - 125		Recovery = 119.04%			
6) Benzene-d6 (SU7)	9.93	84	1387995	10.39	ug/L	-0.03
Spiked Amount 12.500	Range 70 - 140		Recovery = 83.12%			
8) Toluene-d8 (SU3)	12.21	98	1487149	11.81	ug/L	-0.02
Spiked Amount 12.500	Range 75 - 125		Recovery = 94.48%			
9) 4-Bromofluorobenzene (SU4)	15.22	95	713660	13.73	ug/L	0.00
Spiked Amount 12.500	Range 75 - 125		Recovery = 109.84%			

Target Compounds Qvalue

(#) = qualifier out of range (m) = manual integration

Quantitation Report

Data File : C:\HPCHEM\1\DATA\052814L3\E2800008.D
Acq On : 28 May 2014 11:47 am
Sample : 3E42801-07
Misc : 100cc SVL-516-SA5D-SV-6.0-7.0
MS Integration Params: rteint.p
Quant Time: May 28 12:23 19114

Vial: 7
Operator: DN
Inst : GC/MS Ins
Multiplr: 10.00

Quant Results File: SS072713.RES

Method : C:\HPCHEM\1\METHODS\SS072713.M (RTE Integrator)
Title : 8260B GC/MS #3 ICAL SSSF 07/27/13 DN
Last Update : Mon Nov 18 10:31:39 2013
Response via : Initial Calibration

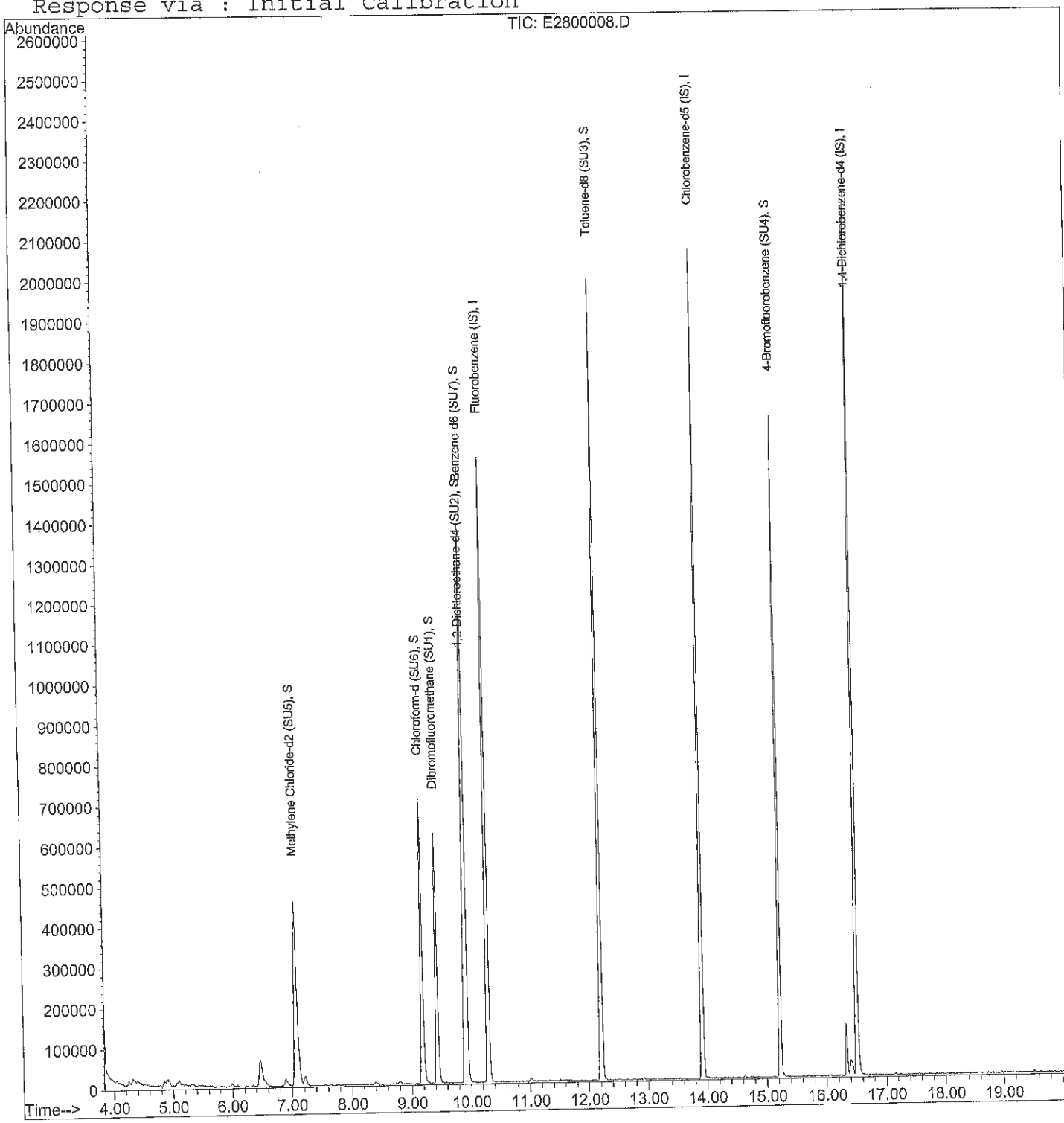

Quantitation Report (Not Reviewed)

Data File : C:\HPCHEM\1\DATA\052814L3\E2800009.D Vial: 8
Acq On : 28 May 2014 12:16 pm Operator: DN
Sample : 3E42801-08 Inst : GC/MS Ins
Misc : 100cc SVL-516-SA5D-SV-14.0-15.0 Multiplr: 10.00
MS Integration Params: rteint.p
Quant Time: May 28 12:39 19114 Quant Results File: MW111313.RES

Quant Method : C:\HPCHEM\1\METHODS\MW111313.M (RTE Integrator)
Title : 8260B GC/MS #3 ICAL 11/13/13 DN
Last Update : Wed Nov 13 19:38:32 2013
Response via : Initial Calibration
DataAcq Meth : MW111313

AF

Internal Standards	R.T.	QIon	Response	Conc	Units	Dev(Min)
1) Fluorobenzene (IS)	10.29	96	1630177	12.50	ug/L	0.00
38) Chlorobenzene-d5 (IS)	13.92	117	1266889	12.50	ug/L	0.00
59) 1,4-Dichlorobenzene-d4 (IS	16.50	152	700521	12.50	ug/L	0.00
System Monitoring Compounds						
2) Dibromofluoromethane (SU1)	9.42	113	470798	11.58	ug/L	0.00
Spiked Amount 12.500	Range 75 - 125		Recovery = 92.64%			
28) 1,2-Dichloroethane-d4 (SU2	9.90	65	448247	11.60	ug/L	0.00
Spiked Amount 12.500	Range 75 - 125		Recovery = 92.80%			
39) Toluene-d8 (SU3)	12.20	98	1416688	11.99	ug/L	0.00
Spiked Amount 12.500	Range 75 - 125		Recovery = 95.92%			
58) 4-Bromofluorobenzene (SU4)	15.22	95	724371	13.98	ug/L	0.00
Spiked Amount 12.500	Range 75 - 125		Recovery = 111.84%			
Target Compounds						Qvalue
4) Chloromethane	4.41	50	7133	1.39	ug/L #	66
6) Bromomethane	5.08	96	4550	0.76	ug/L #	1
7) Chloroethane	5.23	64	2108	2.24	ug/L #	32
8) (F11) Trichlorofluorometha	5.64	101	1569	0.35	ug/L #	16
9) (F113) 1,1,2-Trichloro-tri	6.34	151	3852	1.20	ug/L #	53
11) Acetone	6.45	58	1827	180.85	ug/L #	1
12) (IPA) Leak Check Compound	6.47	45	159436	813.91	ug/L #	83
13) Carbon disulfide	6.84	76	17001	1.25	ug/L #	94
14) Methylene Chloride	7.07	84	5854	1.31	ug/L #	1
15) (TBA) tert-Butanol	6.89	59	2399	8.63	ug/L #	77
24) Chloroform	9.21	83	1362	0.16	ug/L #	18
25) (ETBE) 2-ethoxy 2-methyl p	8.46	59	270	0.02	ug/L #	44
29) 1,1-Dichloropropene	9.92	75	296	0.05	ug/L #	1
31) Benzene	9.98	78	2629	0.17	ug/L #	69
32) 1,2-Dichloroethane	9.92	62	6134	1.13	ug/L #	1
40) (MIBK) 4-Methyl-2-Pentanon	12.19	43	7671	3.03	ug/L #	100
41) Toluene	12.30	91	3995	0.23	ug/L #	92
46) 2-Hexanone	12.93	43	1862	0.67	ug/L #	37
51) Ethylbenzene	14.02	91	1789	0.09	ug/L #	87
52) m,p-Xylenes	14.15	106	1170	0.17	ug/L #	91
54) Styrene	14.64	104	1932	-0.68	ug/L #	57
56) Isopropylbenzene	15.00	105	328	0.02	ug/L #	55

(#) = qualifier out of range (m) = manual integration

Quantitation Report (Not Reviewed)

Data File : C:\HPCHEM\1\DATA\052814L3\E2800009.D Vial: 8
Acq On : 28 May 2014 12:16 pm Operator: DN
Sample : 3E42801-08 Inst : GC/MS Ins
Misc : 100cc SVL-516-SA5D-SV-14.0-15.0 Multiplr: 10.00
MS Integration Params: rteint.p
Quant Time: May 28 12:39 19114 Quant Results File: MW111313.RES

Quant Method : C:\HPCHEM\1\METHODS\MW111313.M (RTE Integrator)
Title : 8260B GC/MS #3 ICAL 11/13/13 DN
Last Update : Wed Nov 13 19:38:32 2013
Response via : Initial Calibration
DataAcq Meth : MW111313

Compound	R.T.	QIon	Response	Conc Unit	Qvalue
62) n-Propylbenzene	15.45	91	362	0.01 ~~ug/L #~~	56
63) 2-Chlorotoluene	15.45	91	362	0.02 ~~ug/L #~~	45
68) sec-Butylbenzene	16.33	105	924	0.04 ~~ug/L #~~	62
69) p-Isopropyltoluene	16.38	119	256	0.01 ~~ug/L #~~	52

(#) = qualifier out of range (m) = manual integration

Data File : C:\HPCHEM\1\DATA\052814L3\E2800009.D Vial: 8
Acq On : 28 May 2014 12:16 pm Operator: DN
Sample : 3E42801-08 Inst : GC/MS Ins
Misc : 100cc SVL-516-SA5D-SV-14.0-15.0 Multiplr: 10.00
MS Integration Params: rteint.p
Quant Time: May 28 12:39 19114 Quant Results File: MW111313.RES

Method : C:\HPCHEM\1\METHODS\MW111313.M (RTE Integrator)
Title : 8260B GC/MS #3 ICAL 11/13/13 DN
Last Update : Wed Nov 13 19:38:32 2013
Response via : Initial Calibration



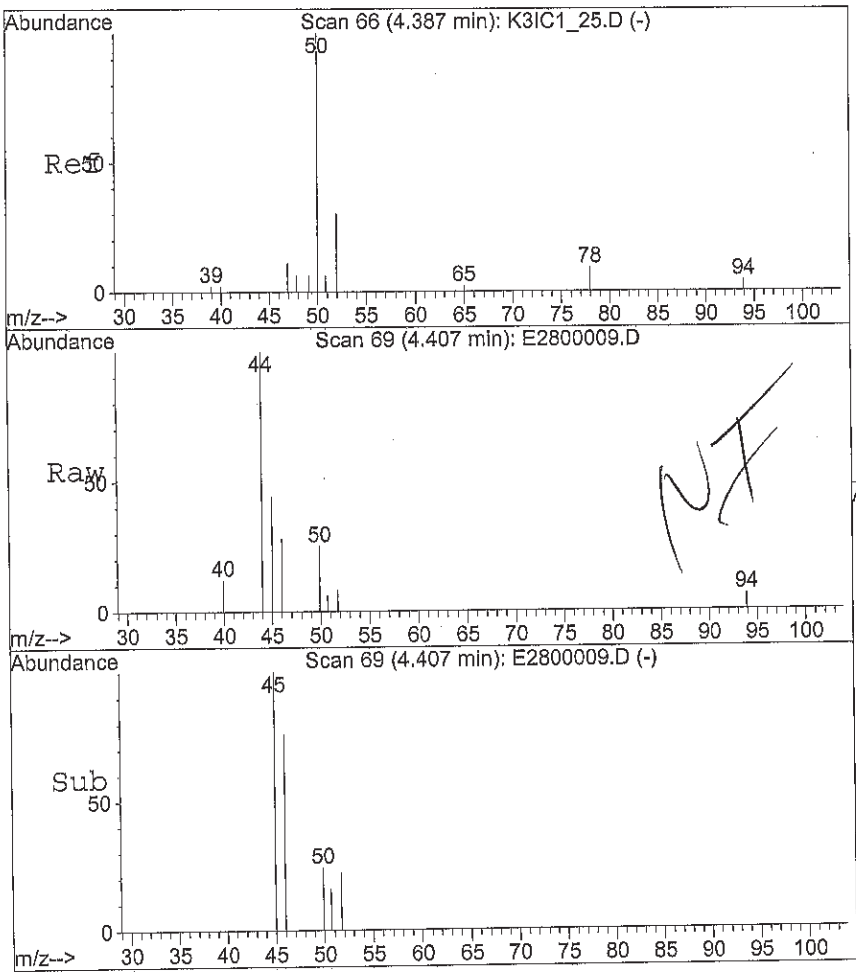

#4
Chloromethane
Concen: 1.39 ug/L
RT: 4.41 min Scan# 69
Delta R.T. 0.02 min
Lab File: E2800009.D
Acq: 28 May 2014 12:16 pm

Tgt Ion: 50 Resp: 7133

Ion	Ratio	Lower	Upper
50	100		
52	14.1	26.9	40.3#

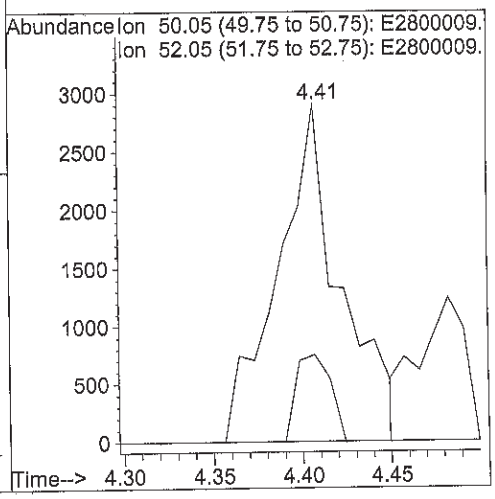

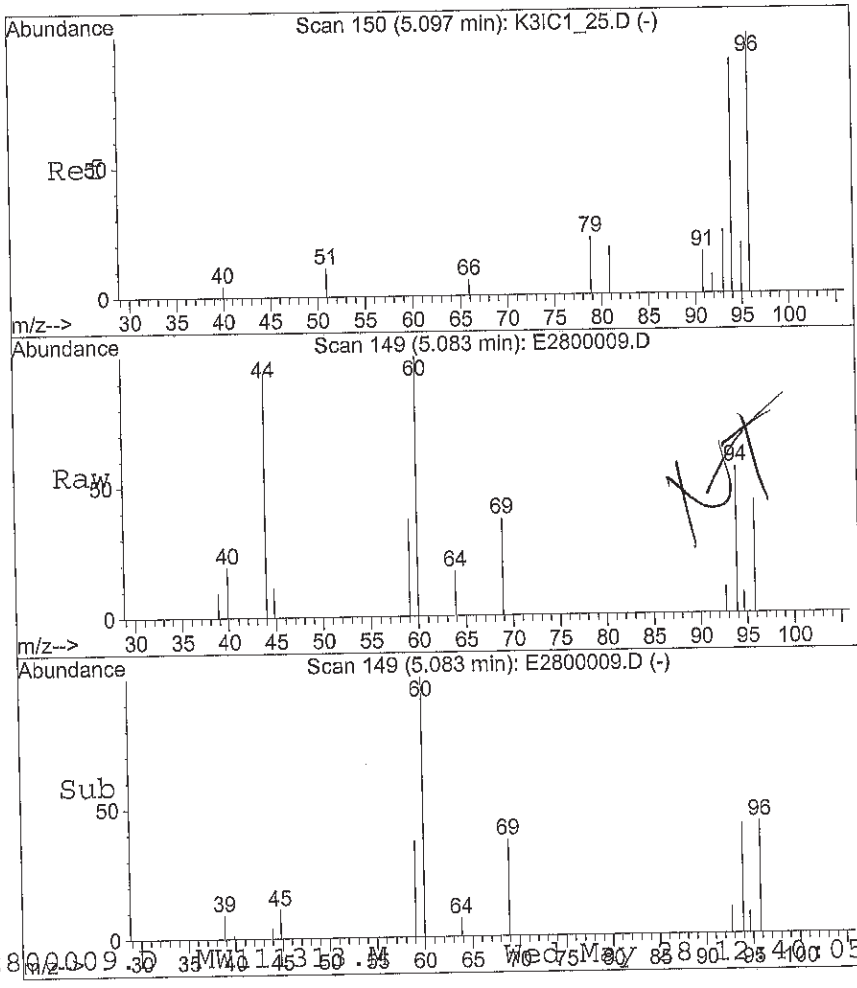

#6
Bromomethane
Concen: 0.76 ug/L
RT: 5.08 min Scan# 149
Delta R.T. -0.01 min
Lab File: E2800009.D
Acq: 28 May 2014 12:16 pm

Tgt Ion: 96 Resp: 4550

Ion	Ratio	Lower	Upper
96	100		
94	560.5	101.0	151.4#

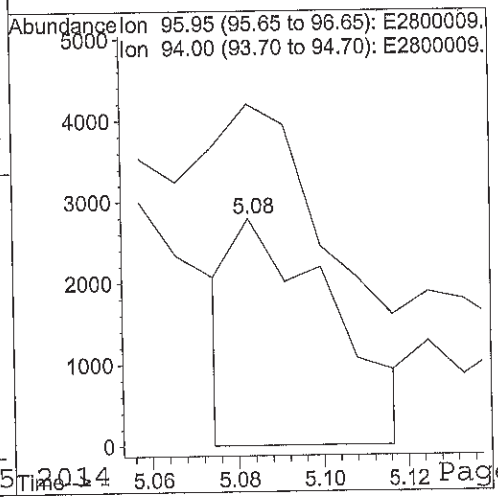

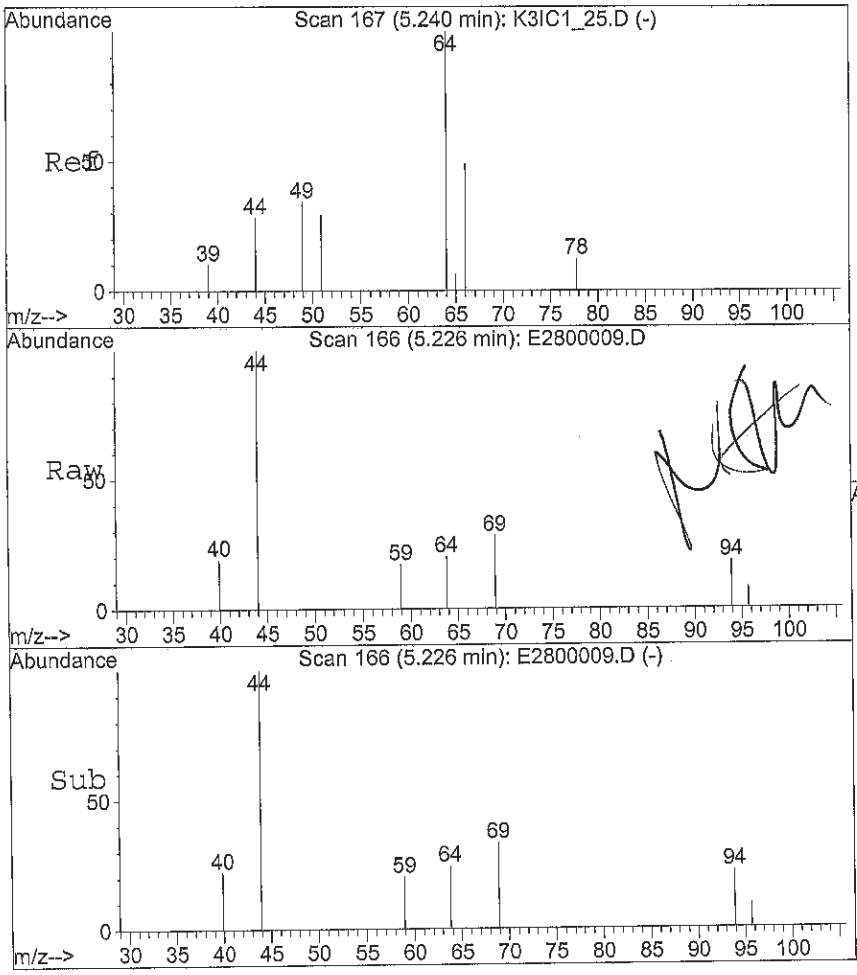

#7
Chloroethane
Concen: 2.24 ug/L
RT: 5.23 min Scan# 166
Delta R.T. -0.01 min
Lab File: E2800009.D
Acq: 28 May 2014 12:16 pm

Tgt Ion: 64 Resp: 2108

Ion	Ratio	Lower	Upper
64	100		
66	0.0	35.4	53.0#

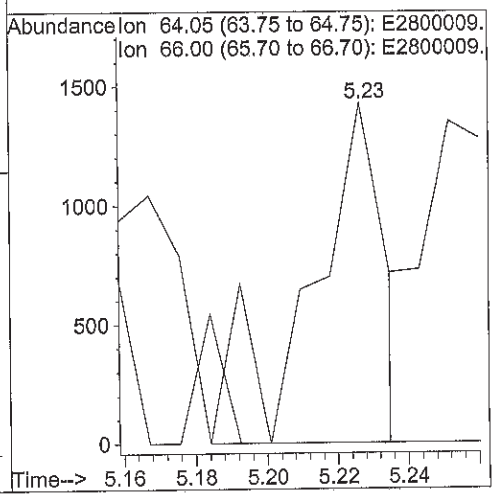

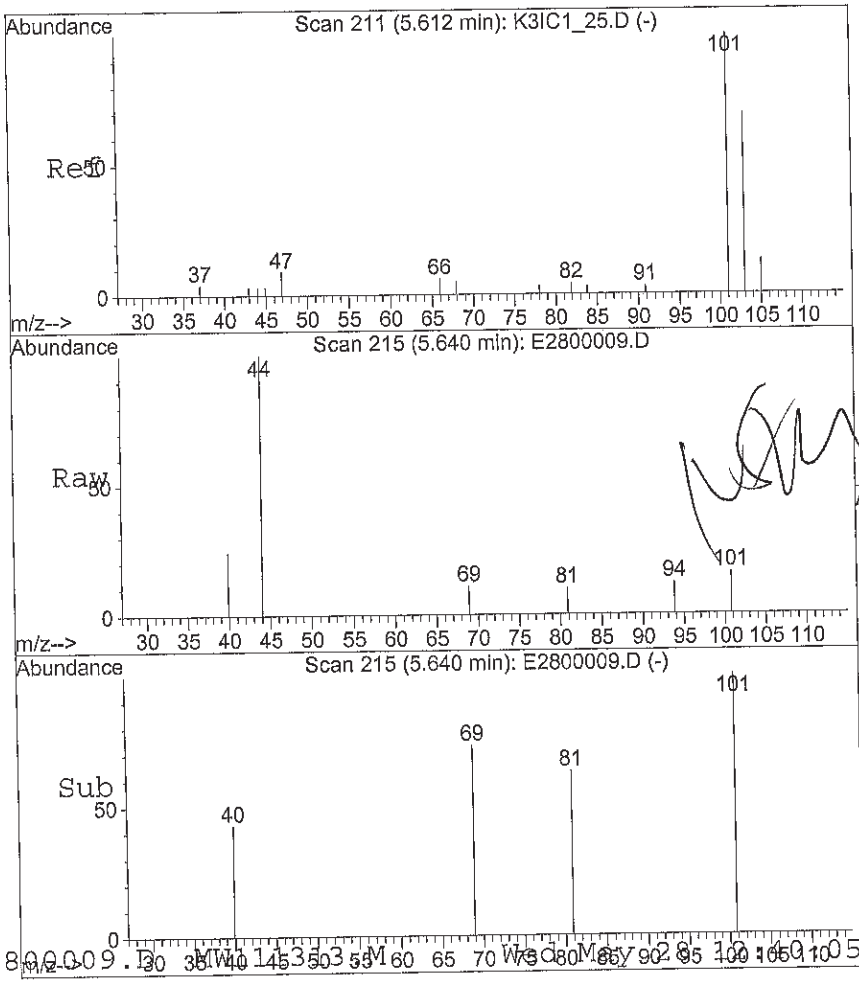

#8
(F11) Trichlorofluoromethane
Concen: 0.35 ug/L
RT: 5.64 min Scan# 215
Delta R.T. 0.03 min
Lab File: E2800009.D
Acq: 28 May 2014 12:16 pm

Tgt Ion:101 Resp: 1569

Ion	Ratio	Lower	Upper
101	100		
103	0.0	54.5	81.7#

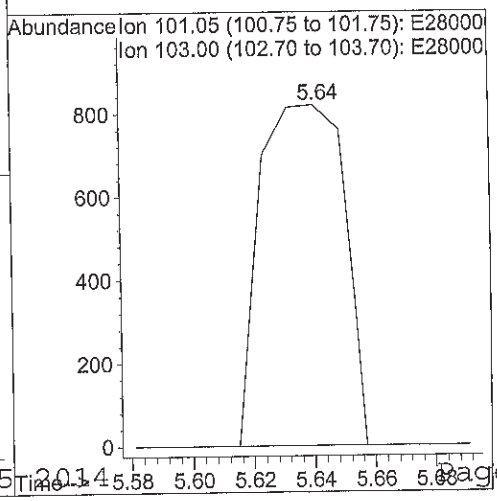

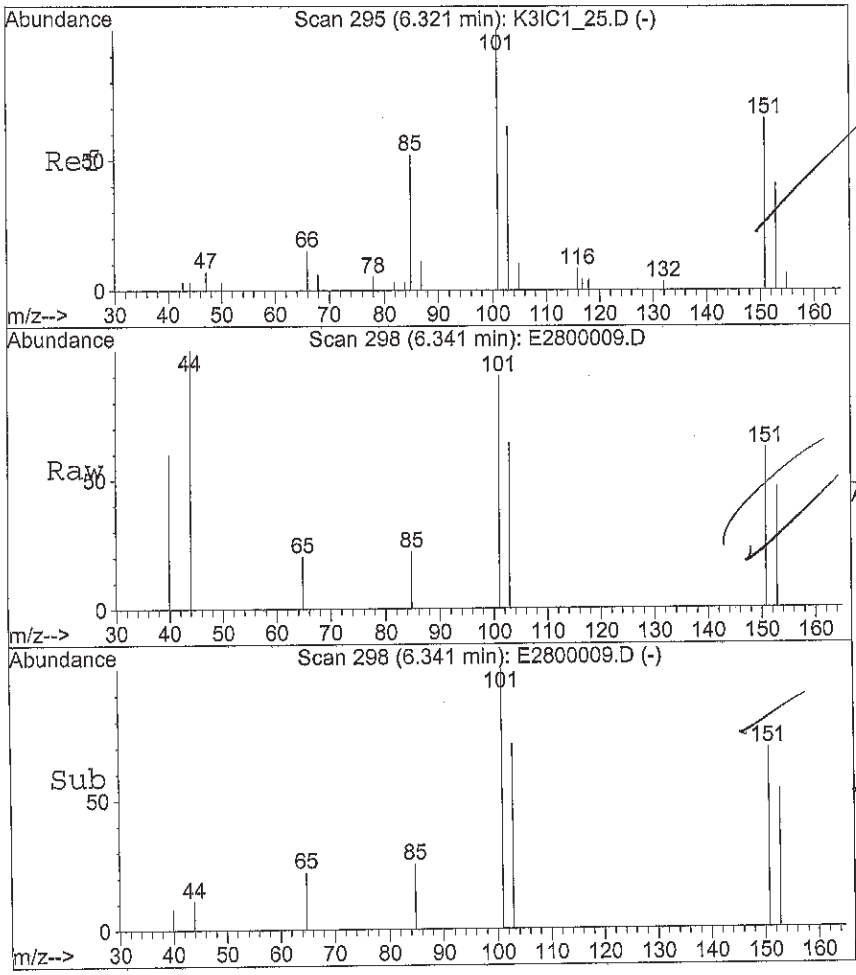

#9
(F113) 1,1,2-Trichloro-trifluor
Concen: 1.20 ug/L
RT: 6.34 min Scan# 298
Delta R.T. 0.02 min
Lab File: E2800009.D
Acq: 28 May 2014 12:16 pm

Tgt Ion:151 Resp: 3852

Ion	Ratio	Lower	Upper
151	100		
153	26.2	49.6	74.4#

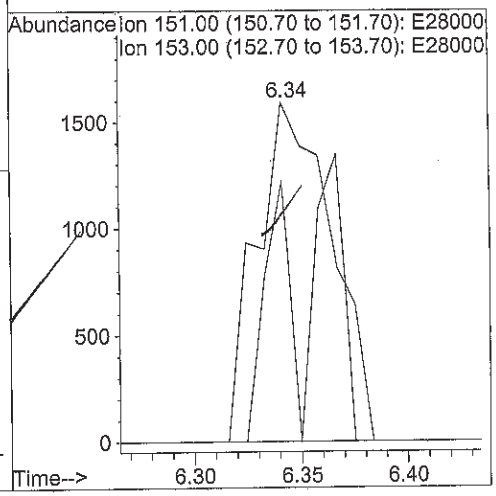

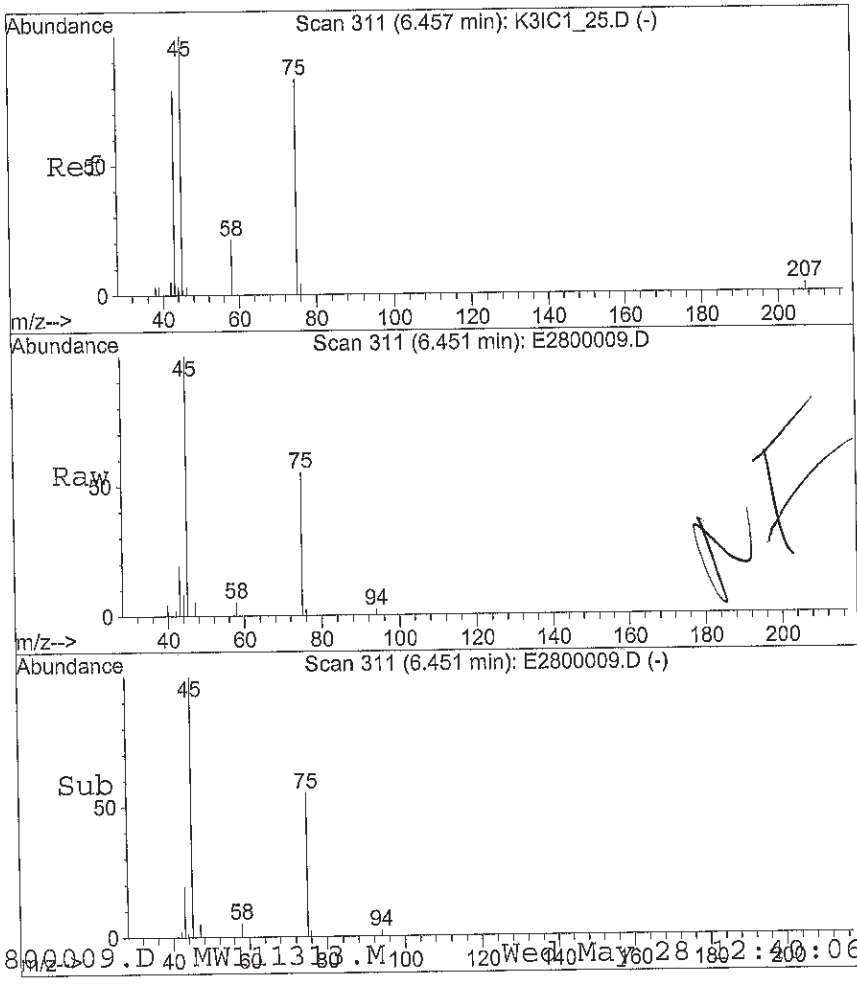

#11
Acetone
Concen: 180.85 ug/L
RT: 6.45 min Scan# 311
Delta R.T. -0.01 min
Lab File: E2800009.D
Acq: 28 May 2014 12:16 pm

Tgt Ion: 58 Resp: 1827

Ion	Ratio	Lower	Upper
58	100		
43	0.0	360.9	541.3#

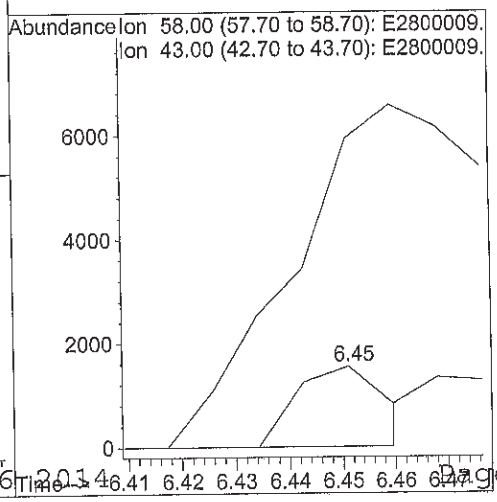

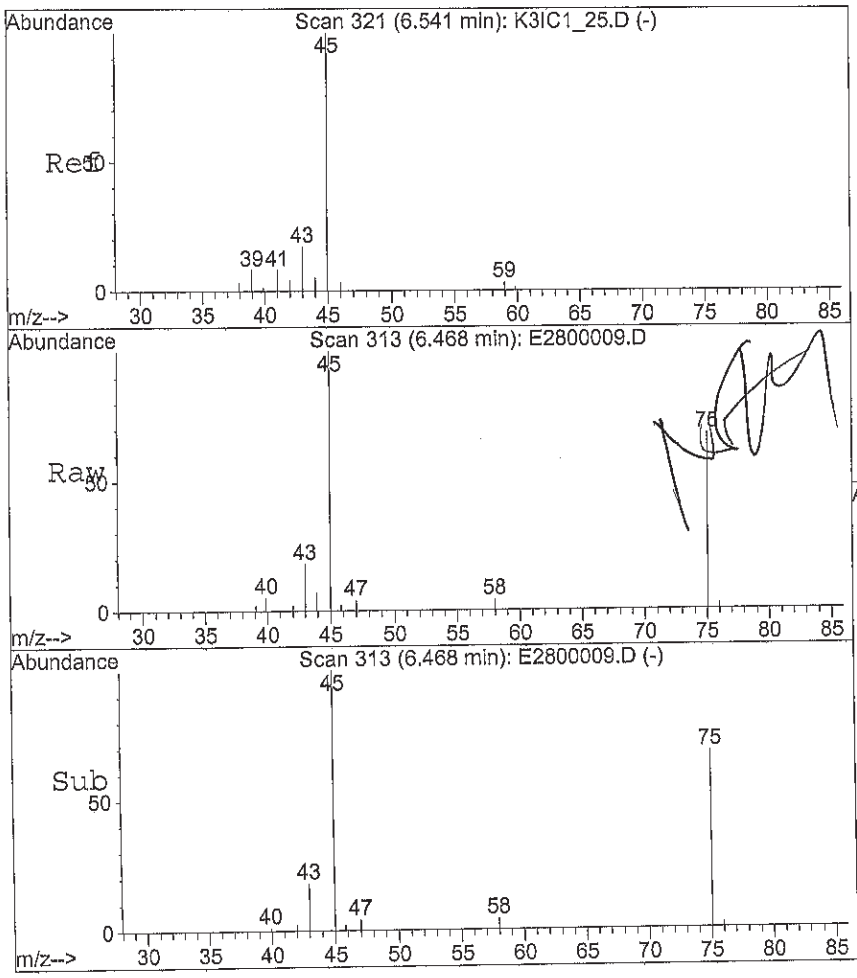

#12
(IPA) Leak Check Compound
Concen: 813.91 ug/L
RT: 6.47 min Scan# 313
Delta R.T. -0.07 min
Lab File: E2800009.D
Acq: 28 May 2014 12:16 pm

Tgt Ion: 45 Resp: 159436

Ion	Ratio	Lower	Upper
45	100		
39	0.2	4.9	7.3#

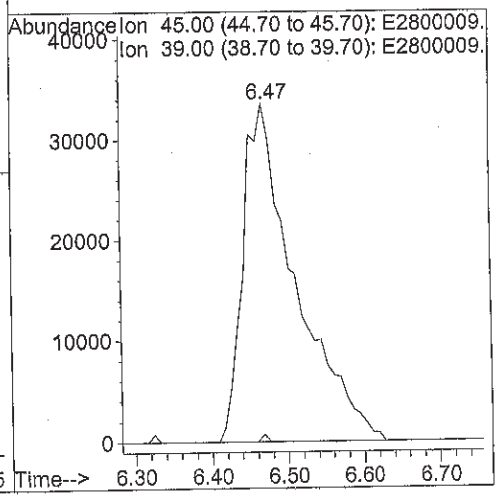

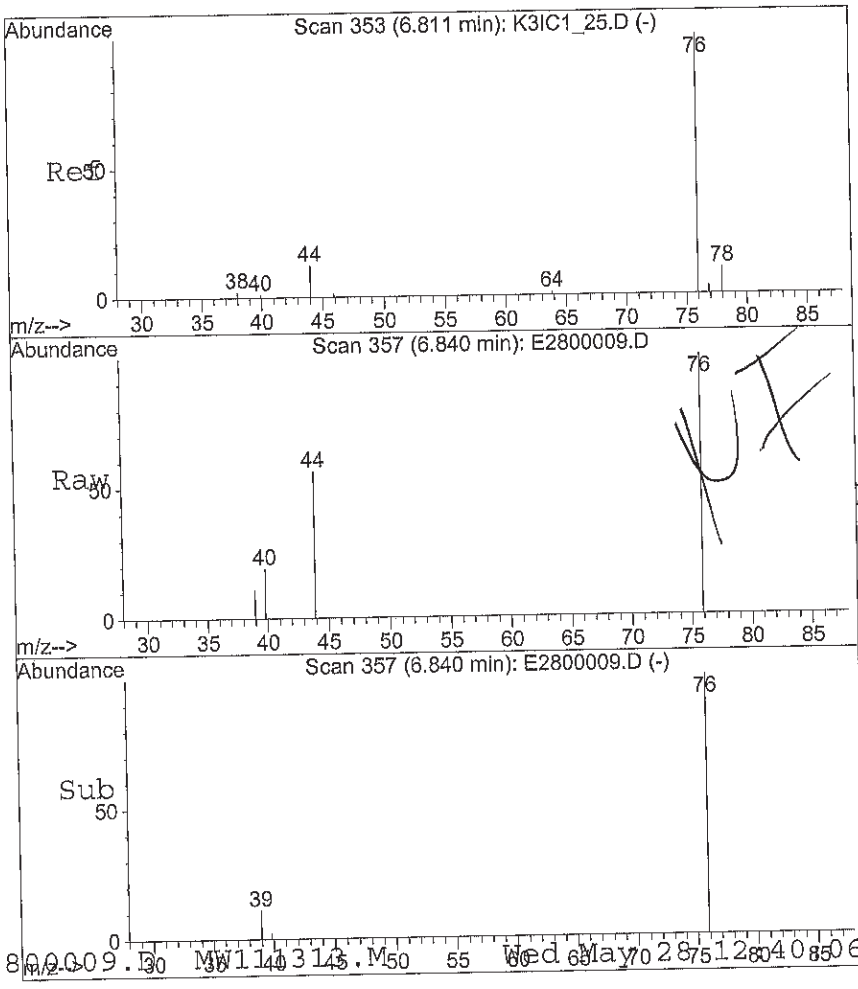

#13
Carbon disulfide
Concen: 1.25 ug/L
RT: 6.84 min Scan# 357
Delta R.T. 0.03 min
Lab File: E2800009.D
Acq: 28 May 2014 12:16 pm

Tgt Ion: 76 Resp: 17001

Ion	Ratio	Lower	Upper
76	100		
78	6.7	7.0	10.4#

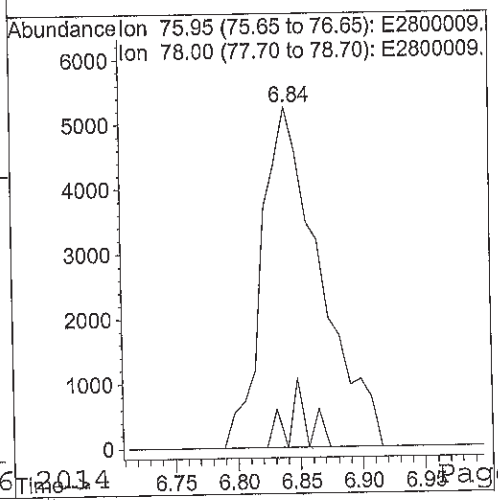

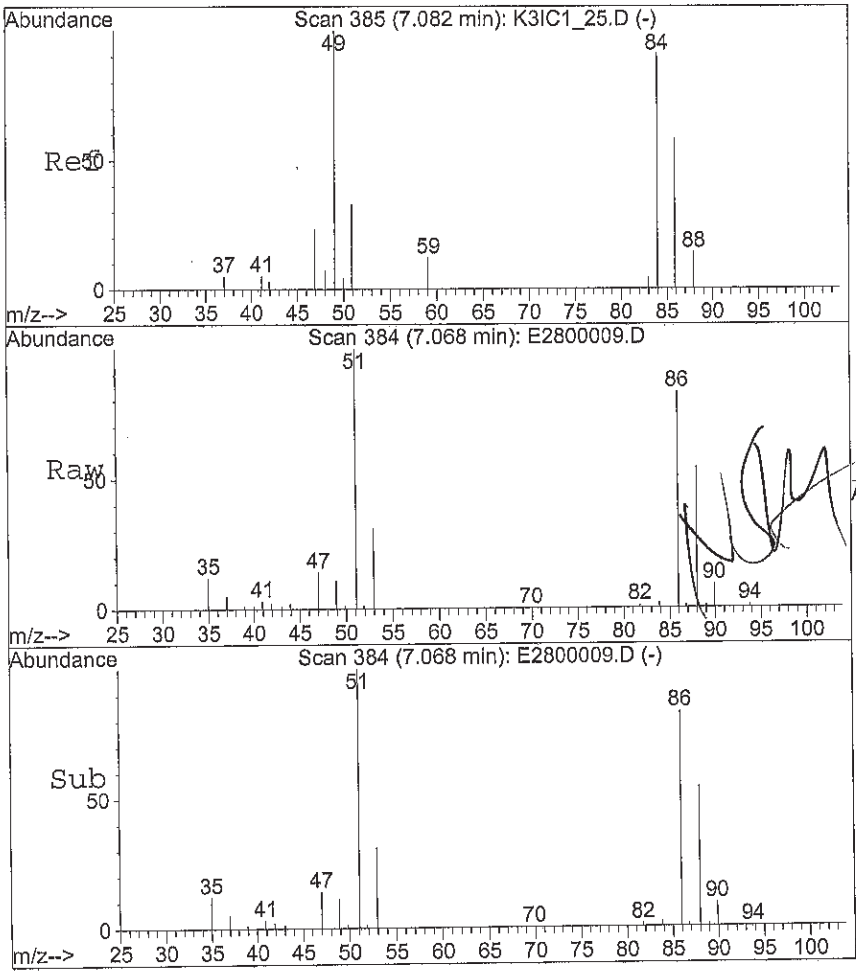

#14
Methylene Chloride
Concen: 1.31 ug/L
RT: 7.07 min Scan# 384
Delta R.T. -0.01 min
Lab File: E2800009.D
Acq: 28 May 2014 12:16 pm

Tgt Ion: 84 Resp: 5854

Ion	Ratio	Lower	Upper
84	100		
49	998.3	89.8	134.6#
86	7073.7	51.1	76.7#
51	8391.0	28.5	42.7#

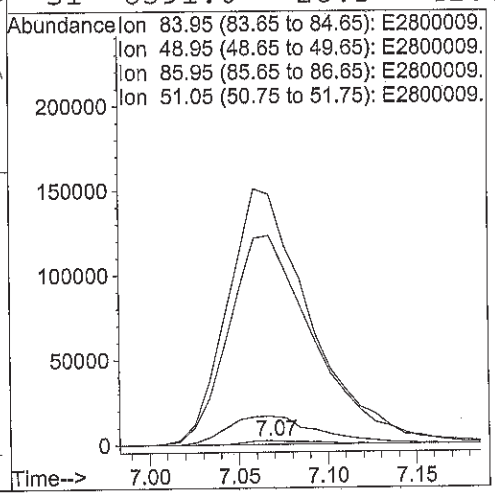

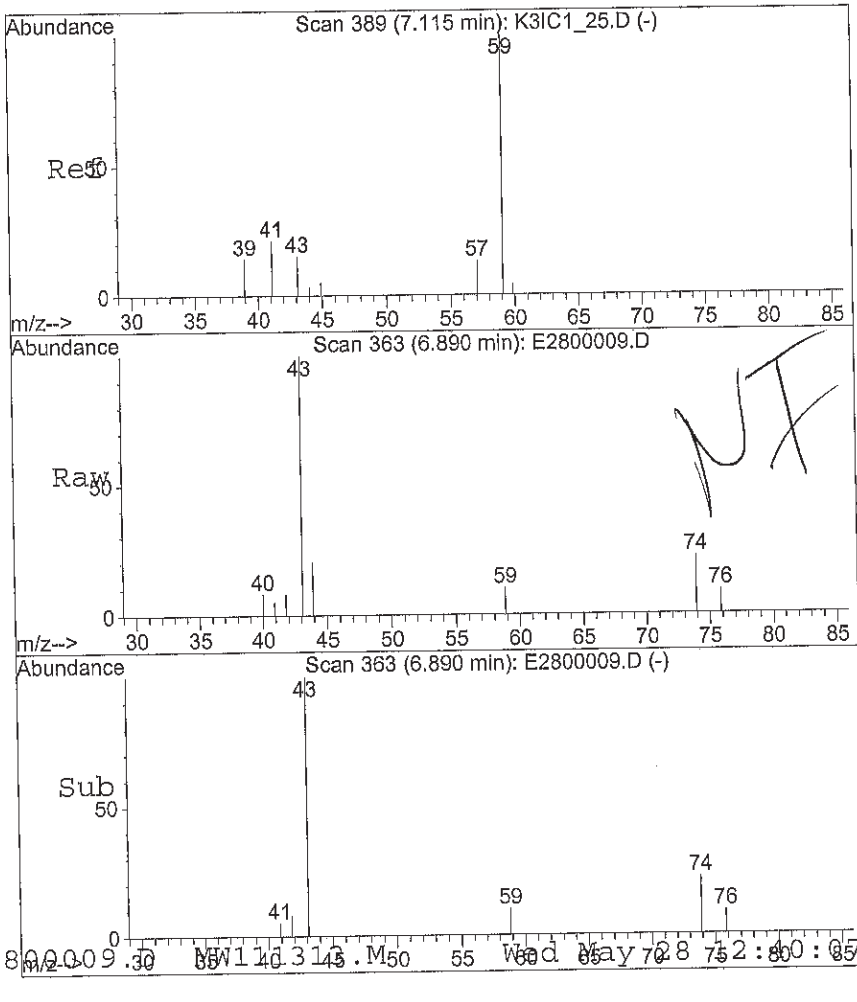

#15
(TBA) tert-Butanol
Concen: 8.63 ug/L
RT: 6.89 min Scan# 363
Delta R.T. -0.23 min
Lab File: E2800009.D
Acq: 28 May 2014 12:16 pm

Tgt Ion: 59 Resp: 2399

Ion	Ratio	Lower	Upper
59	100		
57	0.0	6.4	9.6#

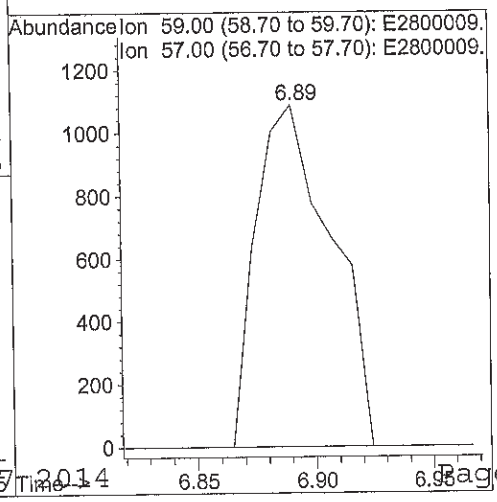

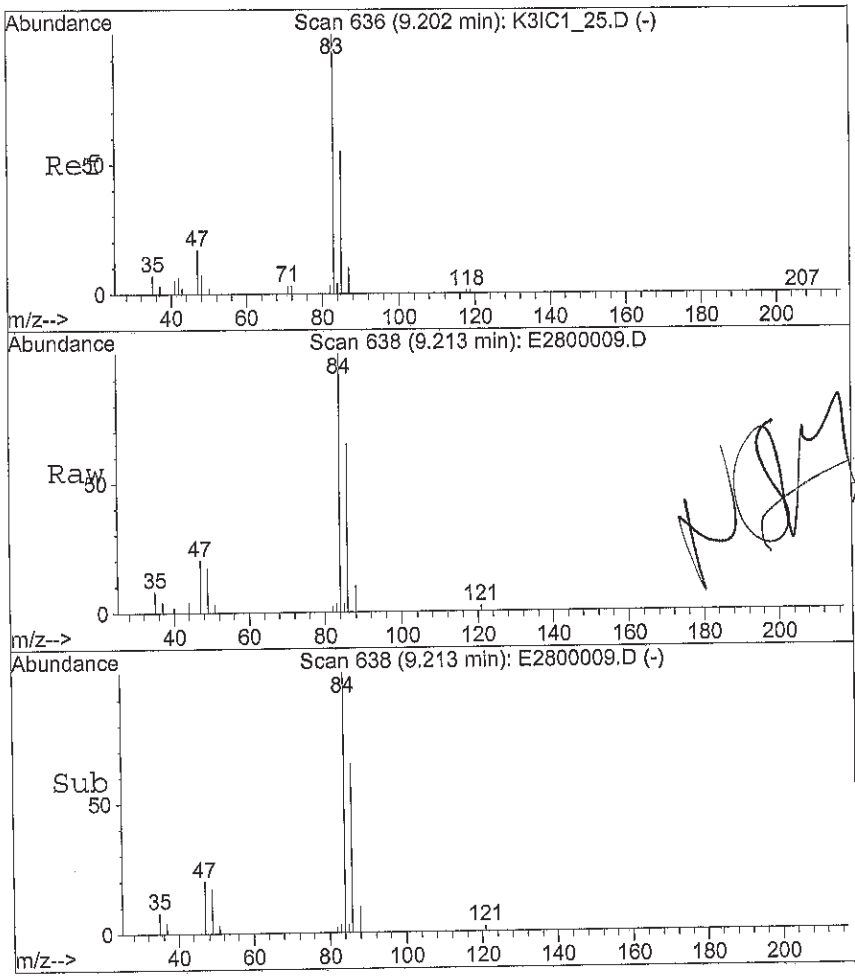

#24
Chloroform
Concen: 0.16 ug/L
RT: 9.21 min Scan# 638
Delta R.T. 0.01 min
Lab File: E2800009.D
Acq: 28 May 2014 12:16 pm

Tgt Ion: 83 Resp: 1362

Ion	Ratio	Lower	Upper
83	100		
85	0.0	51.8	77.6#

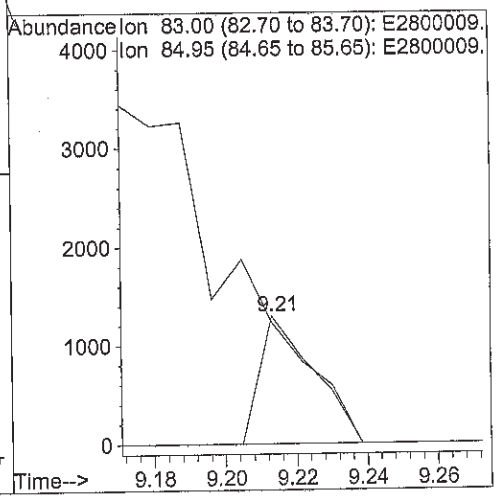



#25
(ETBE) 2-ethoxy 2-methyl propan
Concen: 0.02 ug/L
RT: 8.46 min Scan# 549
Delta R.T. -0.04 min
Lab File: E2800009.D
Acq: 28 May 2014 12:16 pm

Tgt Ion: 59 Resp: 270

Ion	Ratio	Lower	Upper
59	100		
87	0.0	27.8	41.8#
57	0.0	19.8	29.6#
77	0.0	0.0	0.0

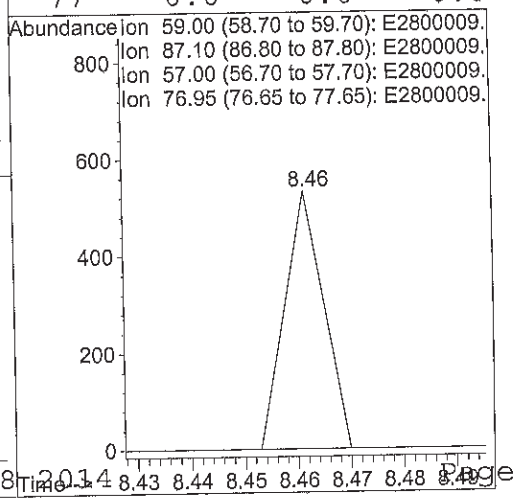

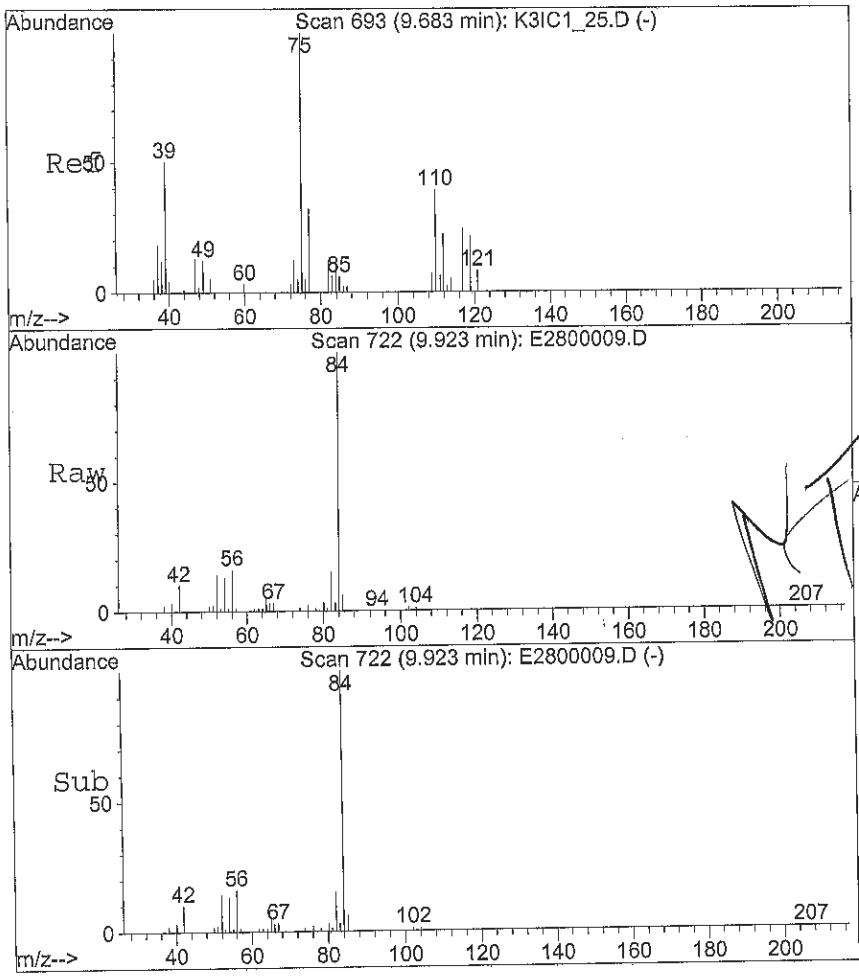

#29
1,1-Dichloropropene
Concen: 0.05 ug/L
RT: 9.92 min Scan# 722
Delta R.T. 0.24 min
Lab File: E2800009.D
Acq: 28 May 2014 12:16 pm

Tgt Ion: 75 Resp: 296

Ion	Ratio	Lower	Upper
75	100		
110	0.0	29.0	43.6#
77	293.2	25.0	37.4#

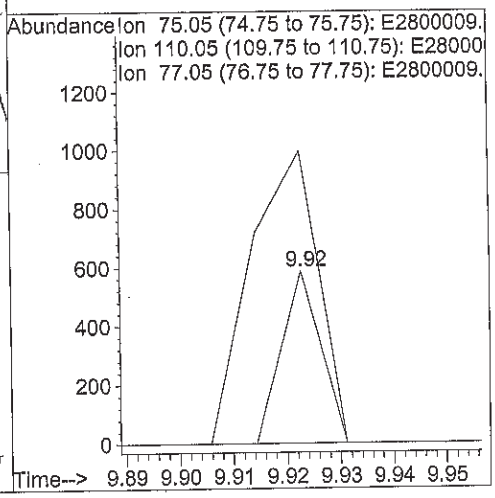

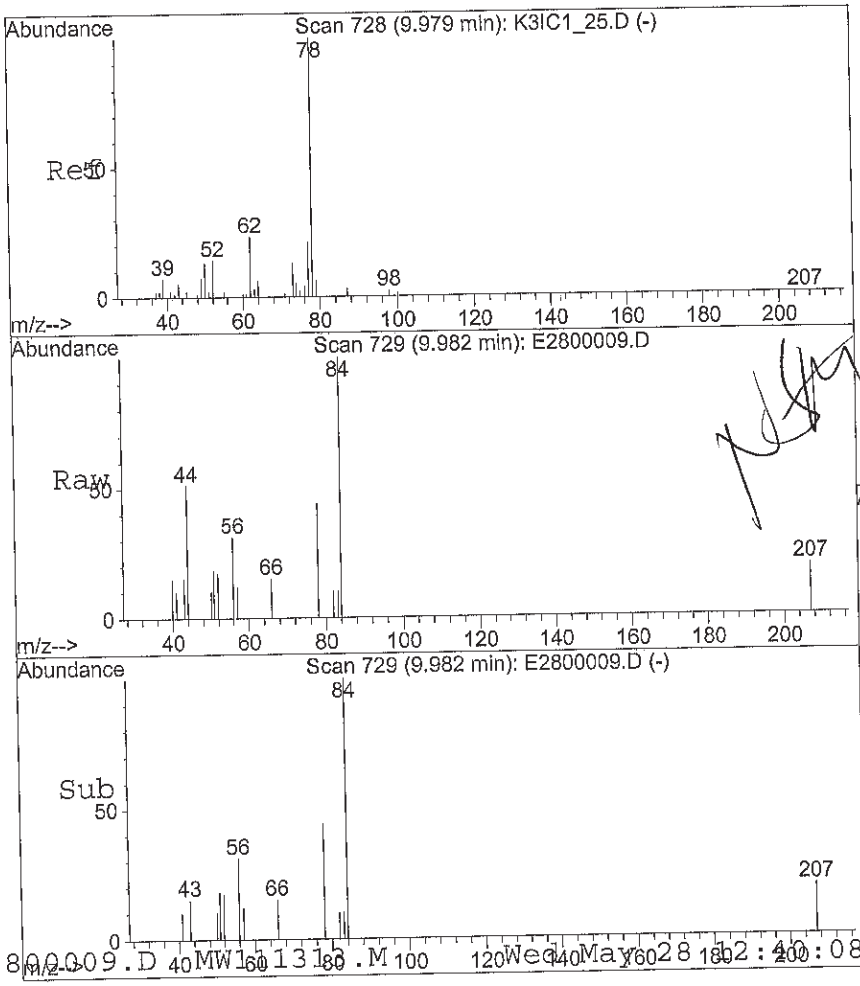

#31
Benzene
Concen: 0.17 ug/L
RT: 9.98 min Scan# 729
Delta R.T. 0.00 min
Lab File: E2800009.D
Acq: 28 May 2014 12:16 pm

Tgt Ion: 78 Resp: 2629

Ion	Ratio	Lower	Upper
78	100		
51	0.0	14.2	21.2#
77	9.9	16.6	24.8#

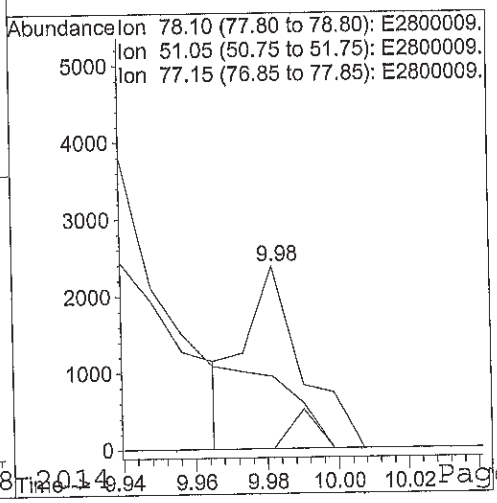

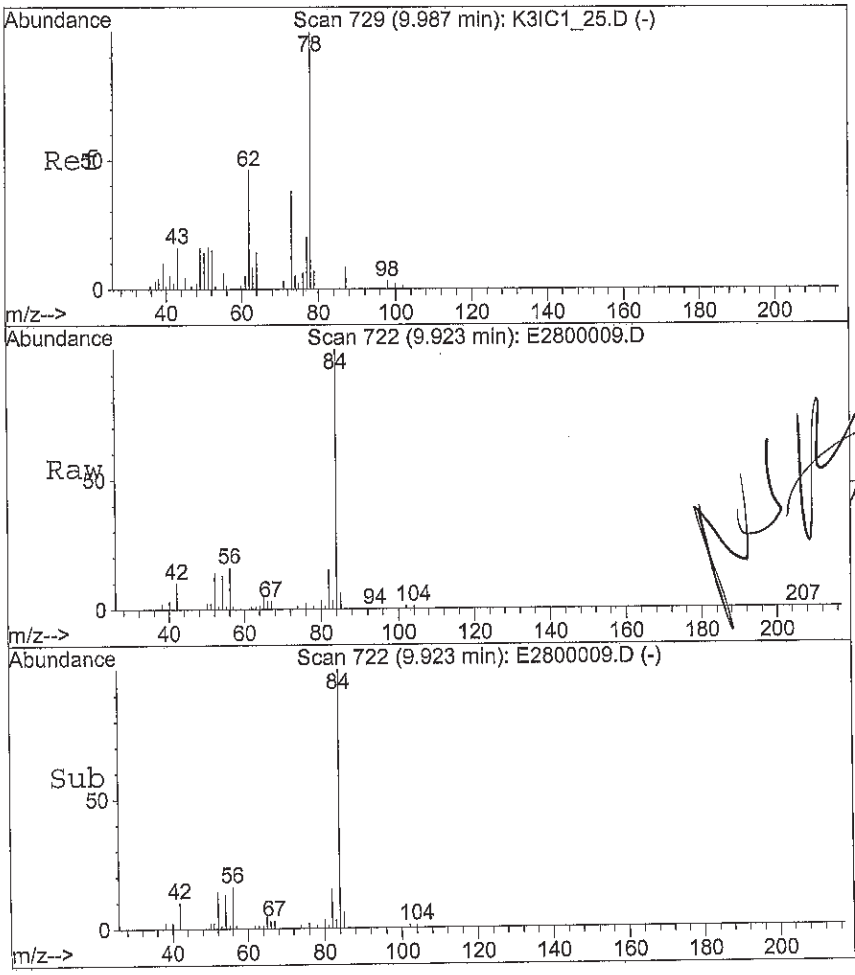

#32
1,2-Dichloroethane
Concen: 1.13 ug/L
RT: 9.92 min Scan# 722
Delta R.T. -0.06 min
Lab File: E2800009.D
Acq: 28 May 2014 12:16 pm

Tgt Ion: 62 Resp: 6134

Ion	Ratio	Lower	Upper
62	100		
64	232.2	28.0	42.0#
49	0.0	28.5	42.7#
98	0.0	6.2	9.4#

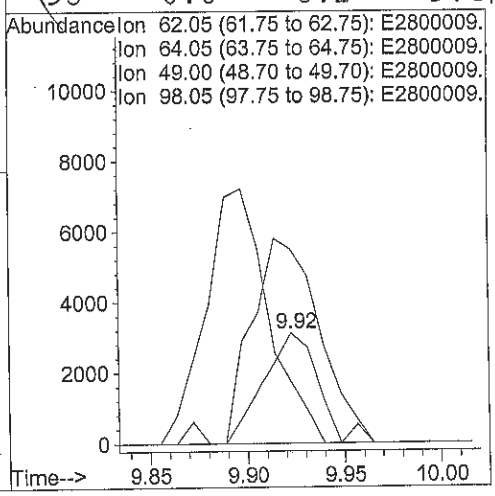

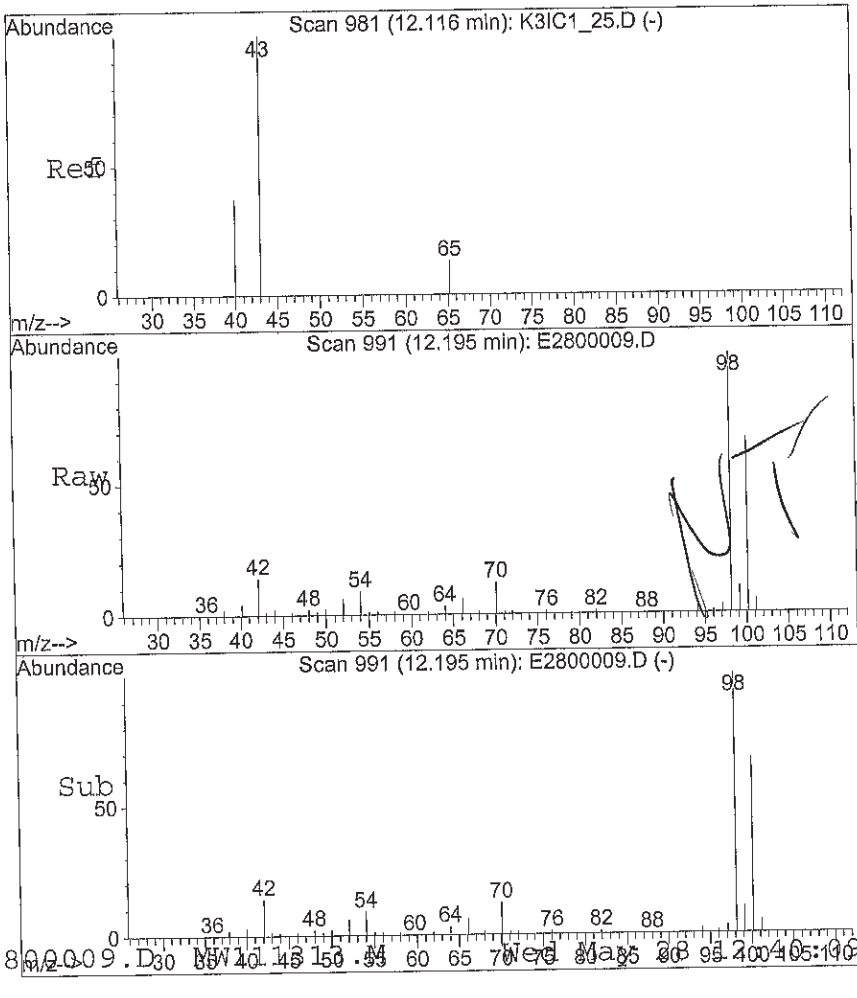

#40
(MIBK) 4-Methyl-2-Pentanone
Concen: 3.03 ug/L
RT: 12.19 min Scan# 991
Delta R.T. 0.08 min
Lab File: E2800009.D
Acq: 28 May 2014 12:16 pm

Tgt Ion: 43 Resp: 7671

Ion	Ratio	Lower	Upper
43	100		
58	144.3	0.0	0.0#
85	0.0	0.0	0.0
100	12413.8	0.0	0.0#

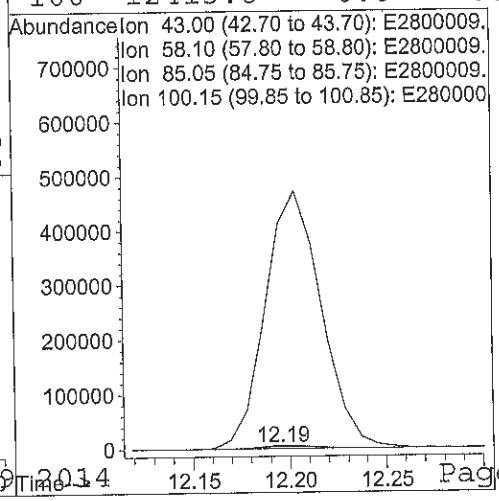

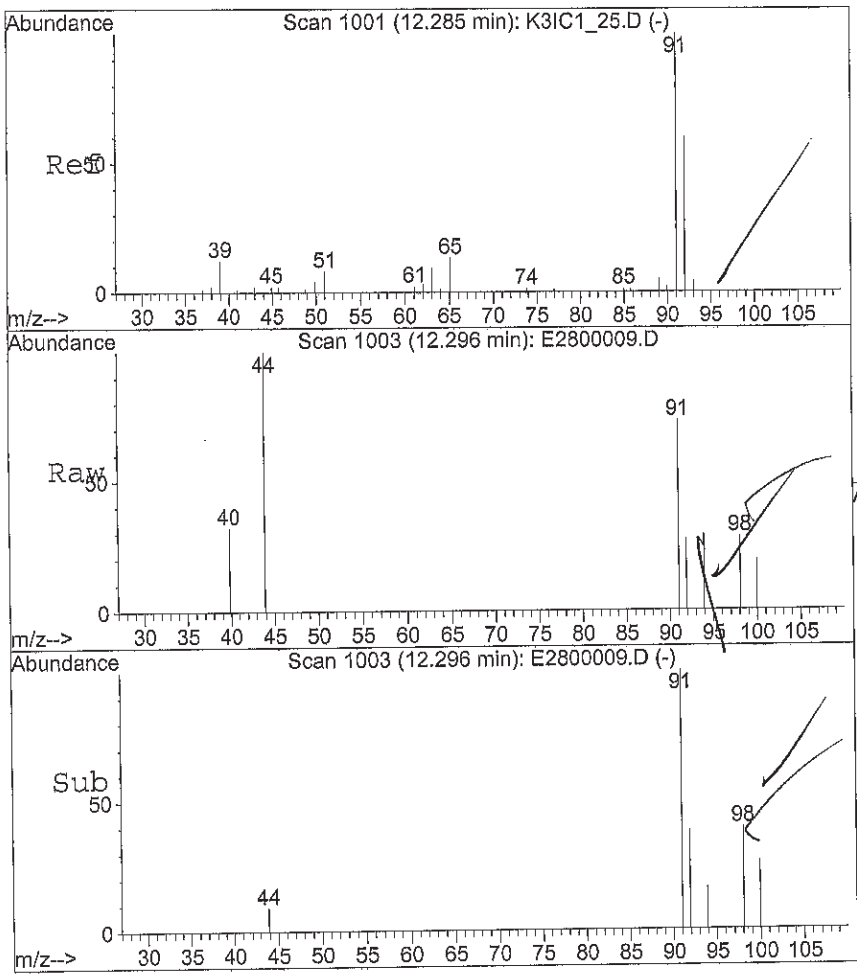

#41
Toluene
Concen: 0.23 ug/L
RT: 12.30 min Scan# 1003
Delta R.T. 0.01 min
Lab File: E2800009.D
Acq: 28 May 2014 12:16 pm

Tgt Ion: 91 Resp: 3995

Ion	Ratio	Lower	Upper
91	100		
92	65.2	47.4	71.0

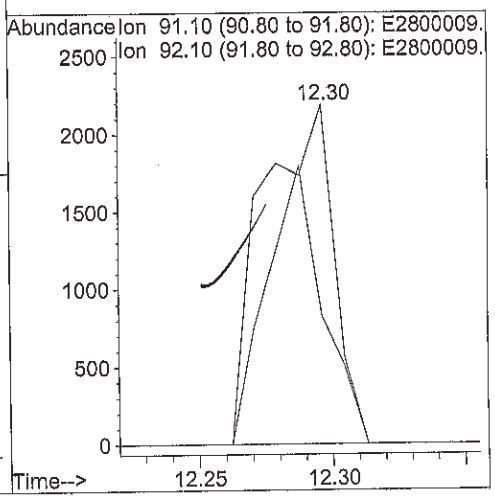

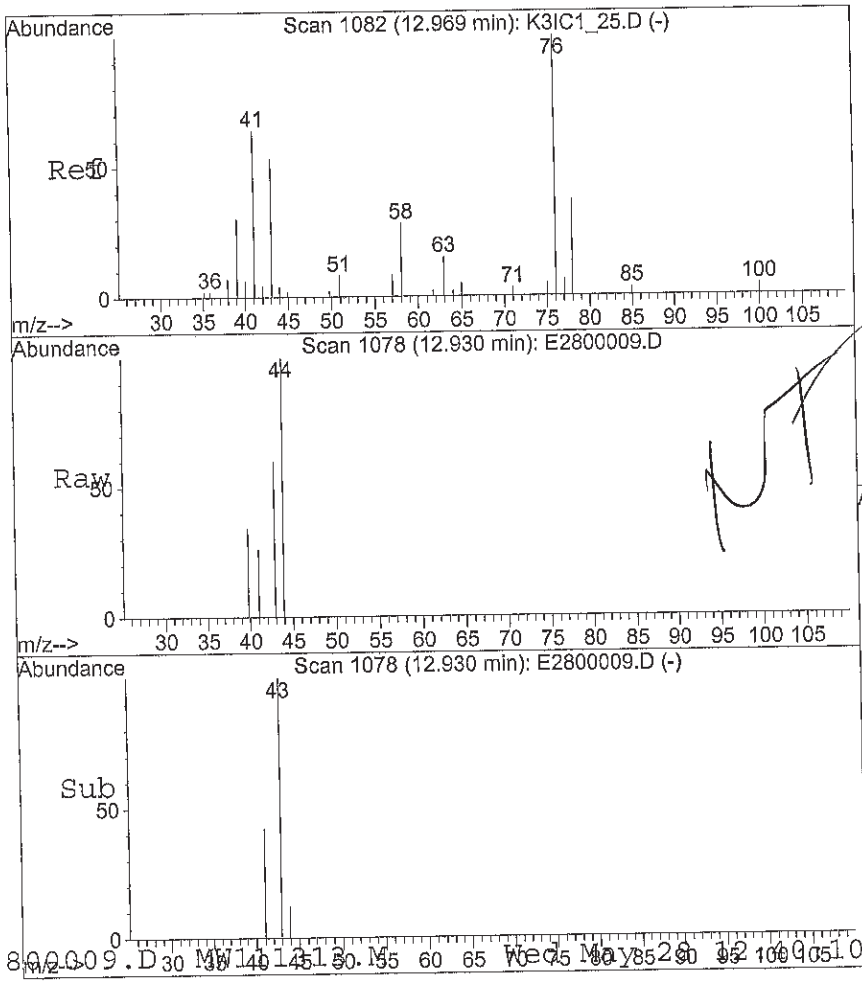

#46
2-Hexanone
Concen: 0.67 ug/L
RT: 12.93 min Scan# 1078
Delta R.T. -0.04 min
Lab File: E2800009.D
Acq: 28 May 2014 12:16 pm

Tgt Ion: 43 Resp: 1862

Ion	Ratio	Lower	Upper
43	100		
58	0.0	40.9	61.3#
100	0.0	5.5	8.3#
85	0.0	4.3	6.5#

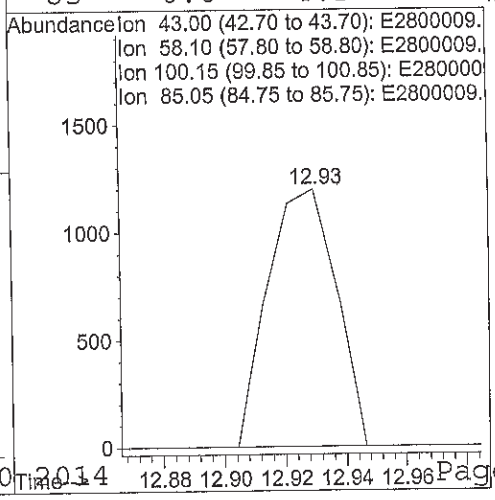

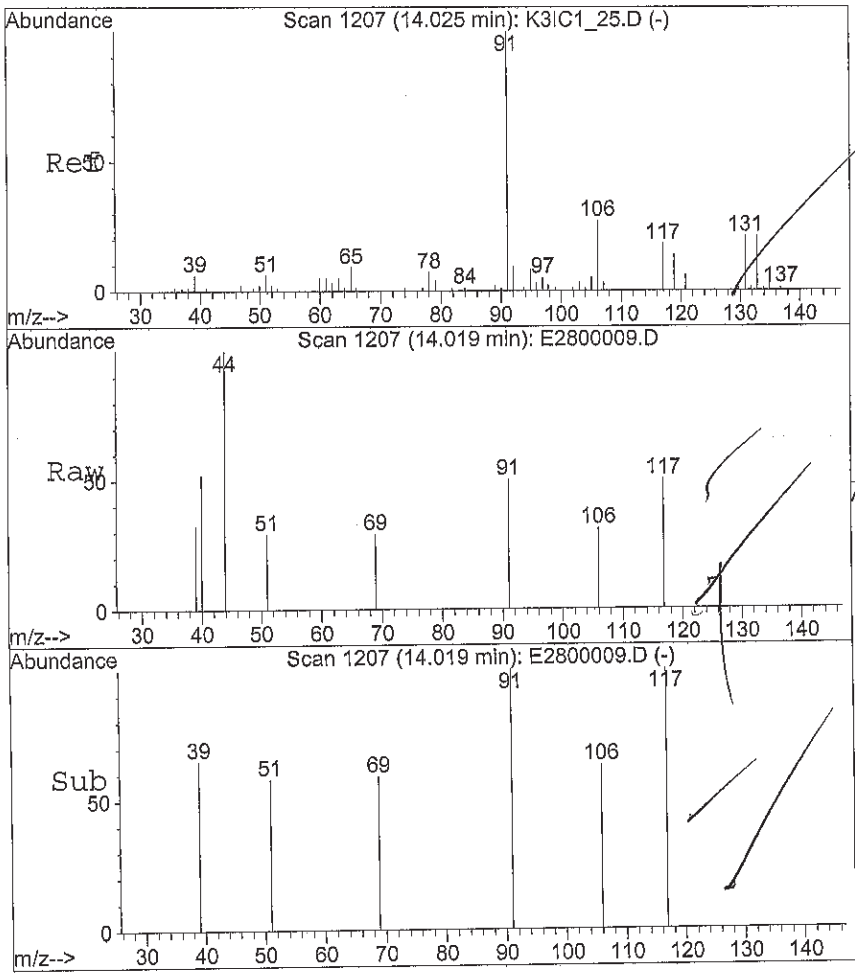

#51
Ethylbenzene
Concen: 0.09 ug/L
RT: 14.02 min Scan# 1207
Delta R.T. -0.01 min
Lab File: E2800009.D
Acq: 28 May 2014 12:16 pm

Tgt Ion: 91 Resp: 1789

Ion	Ratio	Lower	Upper
91	100		
106	36.3	23.5	35.3#

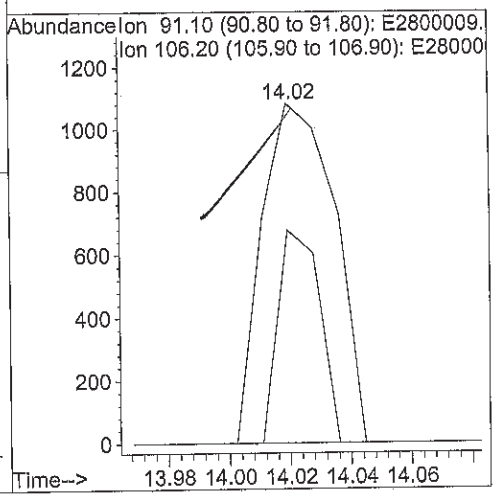

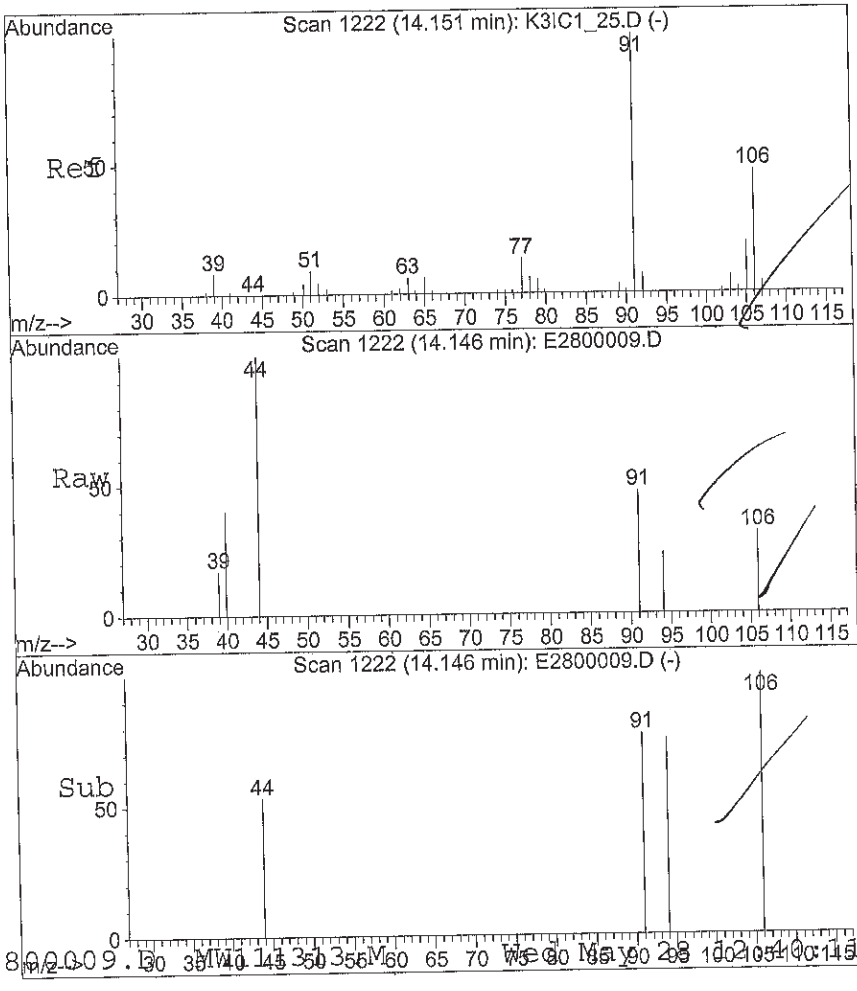

#52
m,p-Xylenes
Concen: 0.17 ug/L
RT: 14.15 min Scan# 1222
Delta R.T. -0.01 min
Lab File: E2800009.D
Acq: 28 May 2014 12:16 pm

Tgt Ion:106 Resp: 1170

Ion	Ratio	Lower	Upper
106	100		
91	207.4	177.1	265.7

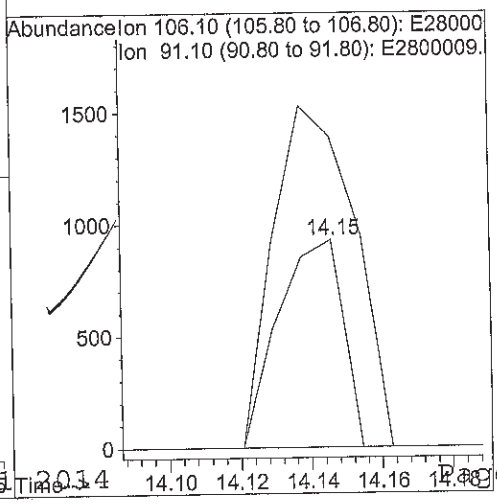

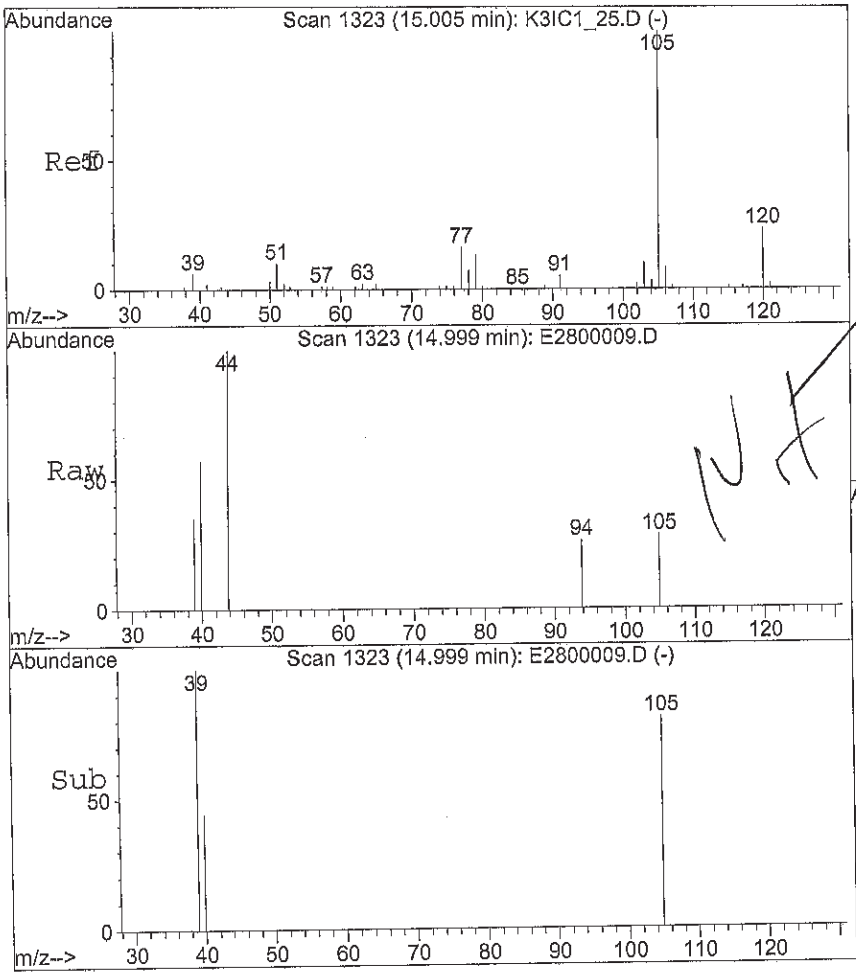

#56
Isopropylbenzene
Concen: 0.02 ug/L
RT: 15.00 min Scan# 1323
Delta R.T. -0.01 min
Lab File: E2800009.D
Acq: 28 May 2014 12:16 pm

Tgt Ion:105 Resp: 328

Ion	Ratio	Lower	Upper
105	100		
120	0.0	19.3	28.9#
77	0.0	13.1	19.7#

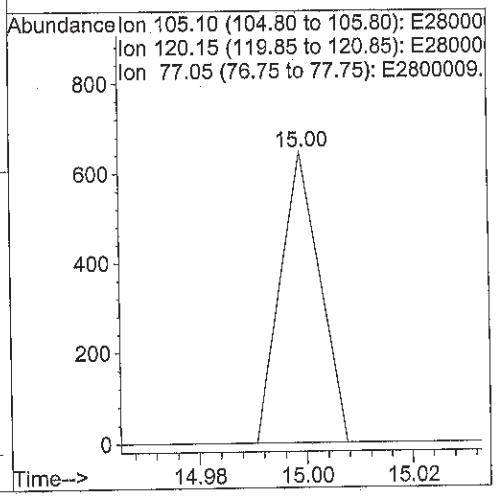

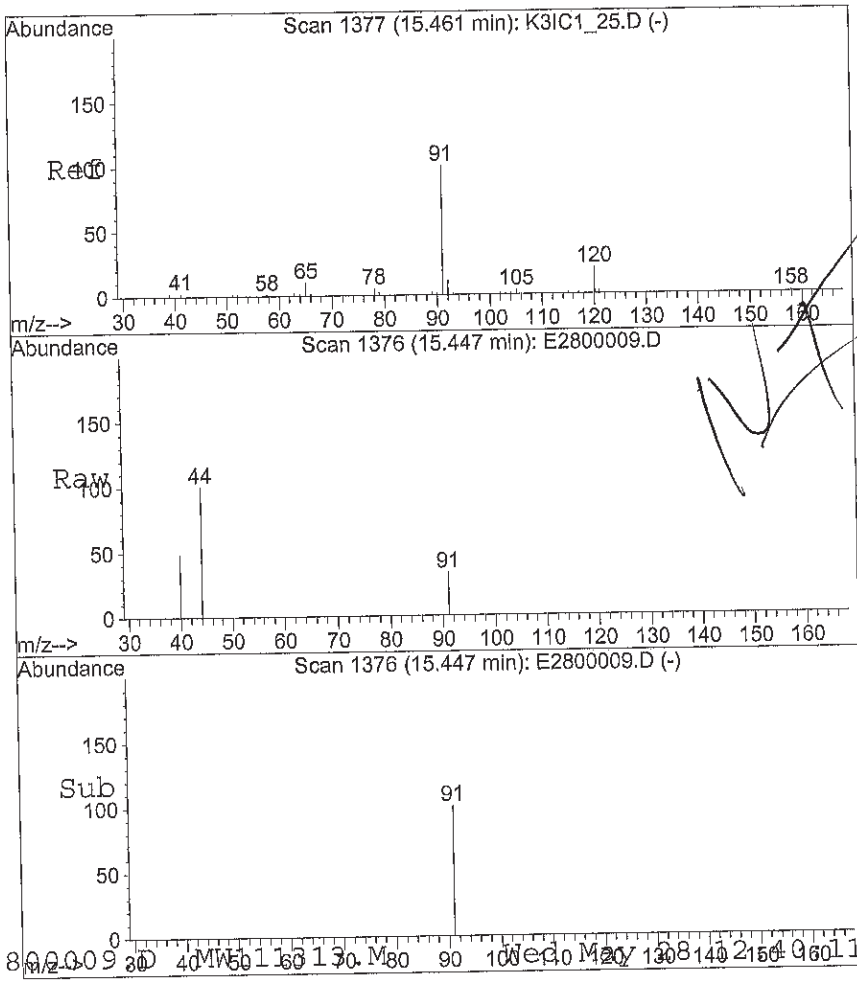

#62
n-Propylbenzene
Concen: 0.01 ug/L
RT: 15.45 min Scan# 1376
Delta R.T. -0.01 min
Lab File: E2800009.D
Acq: 28 May 2014 12:16 pm

Tgt Ion: 91 Resp: 362

Ion	Ratio	Lower	Upper
91	100		
120	0.0	16.1	24.1#

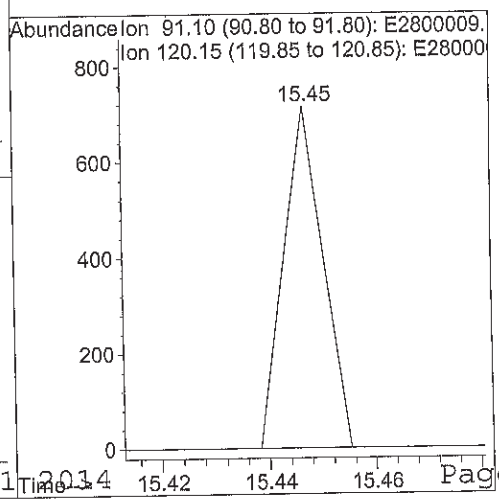

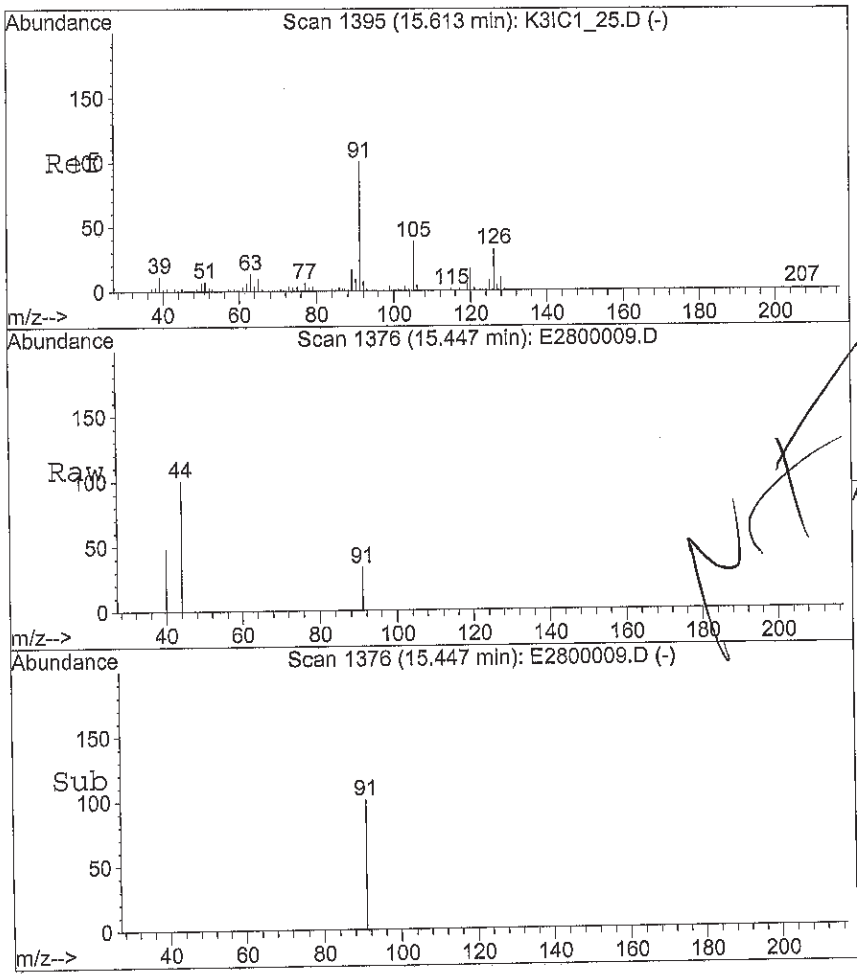

#63
2-Chlorotoluene
Concen: 0.02 ug/L
RT: 15.45 min Scan# 1376
Delta R.T. -0.17 min
Lab File: E2800009.D
Acq: 28 May 2014 12:16 pm

Tgt Ion: 91 Resp: 362

Ion	Ratio	Lower	Upper
91	100		
126	0.0	24.0	36.0#

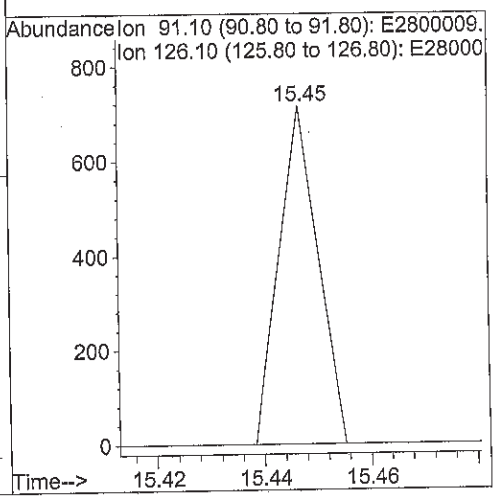

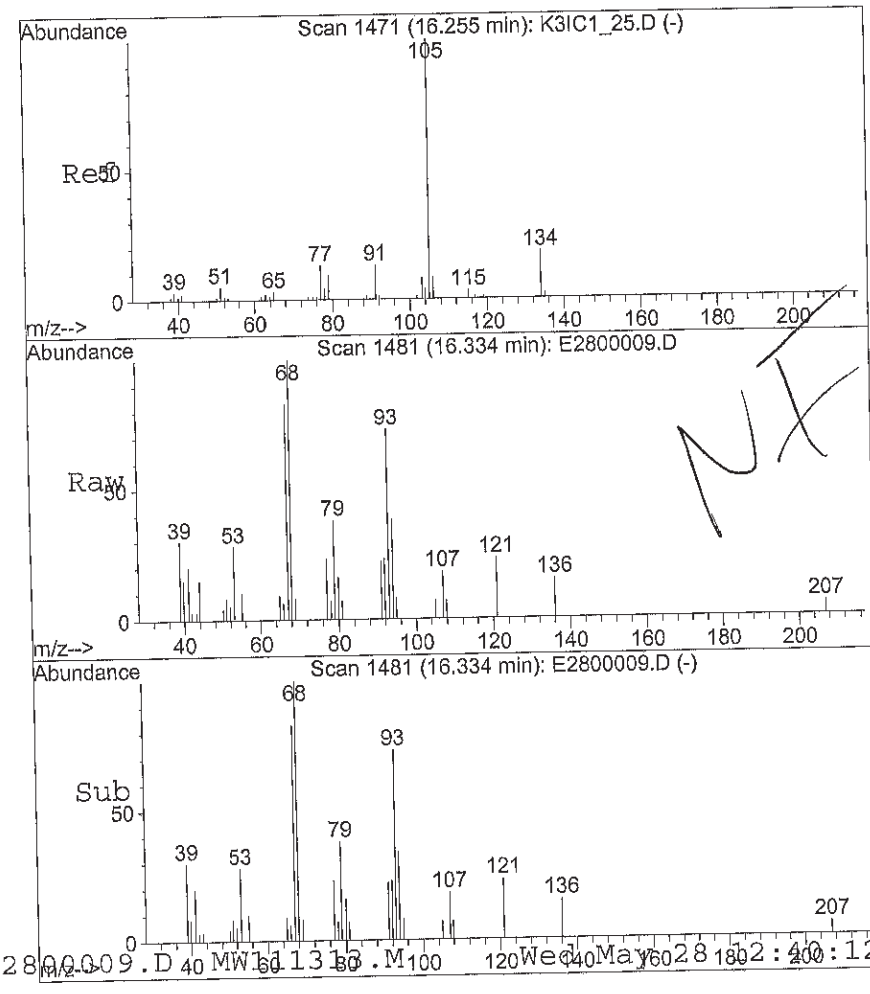

#68
sec-Butylbenzene
Concen: 0.04 ug/L
RT: 16.33 min Scan# 1481
Delta R.T. 0.08 min
Lab File: E2800009.D
Acq: 28 May 2014 12:16 pm

Tgt Ion:105 Resp: 924

Ion	Ratio	Lower	Upper
105	100		
134	0.0	13.0	19.6#

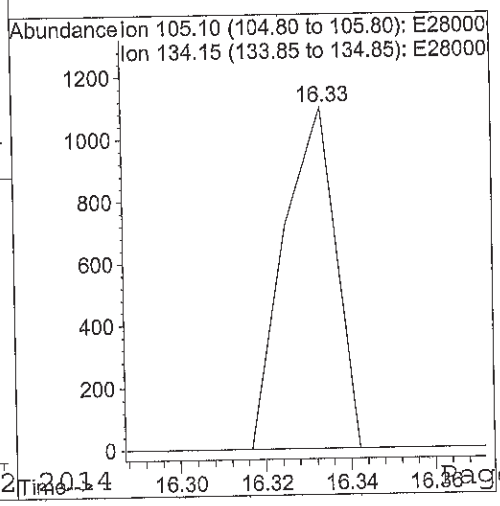

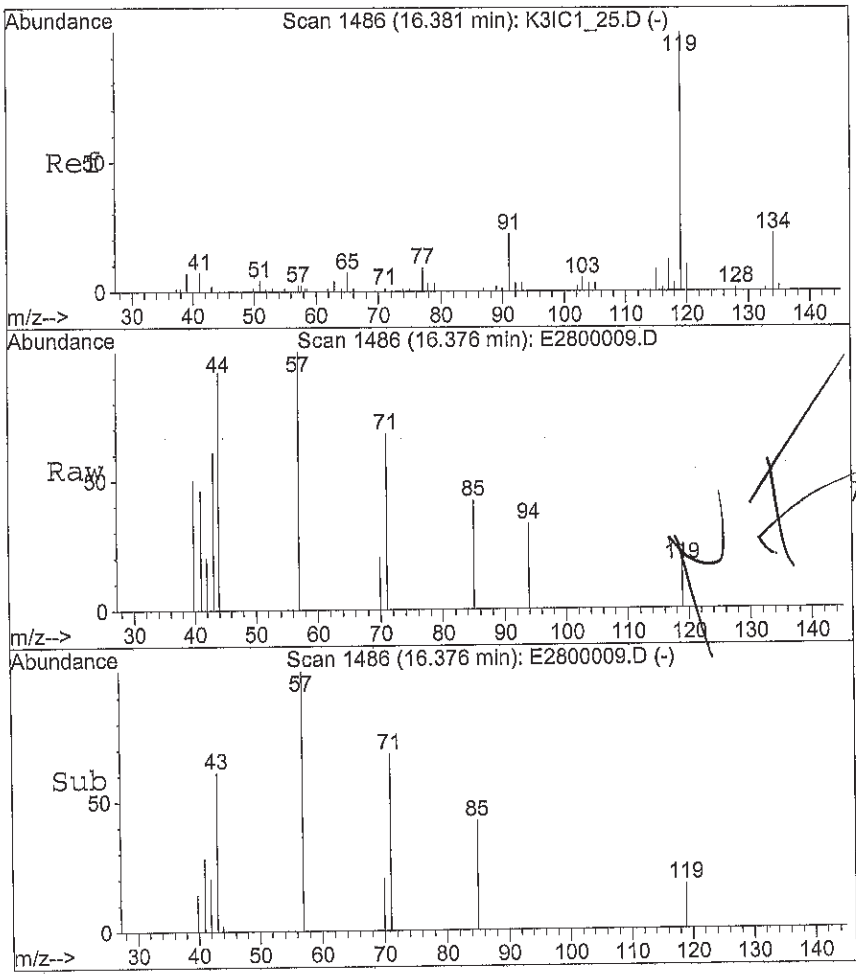

#69
p-Isopropyltoluene
Concen: 0.01 ug/L
RT: 16.38 min Scan# 1486
Delta R.T. -0.01 min
Lab File: E2800009.D
Acq: 28 May 2014 12:16 pm

Tgt Ion:119	Resp:	256	
Ion	Ratio	Lower	Upper
119	100		
134	0.0	17.4	26.2#
91	0.0	19.6	29.4#

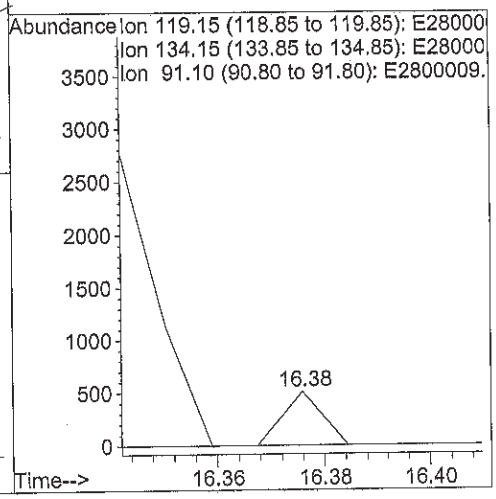

Quantitation Report (Not Reviewed)

Data File : C:\HPCHEM\1\DATA\052814L3\E2800009.D Vial: 8
Acq On : 28 May 2014 12:16 pm Operator: DN
Sample : 3E42801-08 Inst : GC/MS Ins
Misc : 100cc SVL-516-SA5D-SV-14.0-15.0 Multiplr: 10.00
MS Integration Params: rteint.p
Quant Time: May 28 12:36 19114 Quant Results File: SS072713.RES

Quant Method : C:\HPCHEM\1\METHODS\SS072713.M (RTE Integrator)
Title : 8260B GC/MS #3 ICAL SSSF 07/27/13 DN
Last Update : Mon Nov 18 10:31:39 2013
Response via : Initial Calibration
DataAcq Meth : MW111313

Internal Standards	R.T.	QIon	Response	Conc	Units	Dev(Min)
1) Fluorobenzene (IS)	10.29	96	1630177	12.50	ug/L	-0.03
7) Chlorobenzene-d5 (IS)	13.92	117	1266889	12.50	ug/L	-0.01
10) 1,4-Dichlorobenzene-d4 (IS	16.50	152	700521	12.50	ug/L	-0.01
System Monitoring Compounds						
2) Dibromofluoromethane (SU1)	9.42	113	470798	11.10	ug/L	-0.01
Spiked Amount 12.500	Range 75 - 125		Recovery = 88.80%			
3) Chloroform-d (SU6)	9.18	84	701694	11.54	ug/L	-0.01
Spiked Amount 12.500	Range 70 - 140		Recovery = 92.32%			
4) Methylene Chloride-d2 (SU5	7.07	86	414093	11.65	ug/L	-0.01
Spiked Amount 12.500	Range 70 - 140		Recovery = 93.20%			
5) 1,2-Dichloroethane-d4 (SU2	9.90	65	448247	15.47	ug/L	0.00
Spiked Amount 12.500	Range 75 - 125		Recovery = 123.76%			
6) Benzene-d6 (SU7)	9.92	84	1407368	11.00	ug/L	-0.03
Spiked Amount 12.500	Range 70 - 140		Recovery = 88.00%			
8) Toluene-d8 (SU3)	12.20	98	1416688	11.79	ug/L	-0.02
Spiked Amount 12.500	Range 75 - 125		Recovery = 94.32%			
9) 4-Bromofluorobenzene (SU4)	15.22	95	724371	14.60	ug/L	-0.01
Spiked Amount 12.500	Range 75 - 125		Recovery = 116.80%			

Target Compounds Qvalue

(#) = qualifier out of range (m) = manual integration

Data File : C:\HPCHEM\1\DATA\052814L3\E2800009.D
Acq On : 28 May 2014 12:16 pm
Sample : 3E42801-08
Misc : 100cc SVL-516-SA5D-SV-14.0-15.0
MS Integration Params: rteint.p
Quant Time: May 28 12:36 19114

Vial: 8
Operator: DN
Inst : GC/MS Ins
Multiplr: 10.00

Quant Results File: SS072713.RES

Method : C:\HPCHEM\1\METHODS\SS072713.M (RTE Integrator)
Title : 8260B GC/MS #3 ICAL SSSF 07/27/13 DN
Last Update : Mon Nov 18 10:31:39 2013
Response via : Initial Calibration



Quantitation Report (Not Reviewed)

Data File : C:\HPCHEM\1\DATA\052814L3\E2800010.D
Acq On : 28 May 2014 1:14 pm
Sample : 3E42801-09
Misc : 100cc SVL-510-SA5D-SV-7.5-8.5
MS Integration Params: rteint.p
Quant Time: May 28 13:42 19114

Vial: 1
Operator: DN
Inst : GC/MS Ins
Multiplr: 10.00

Quant Results File: MW111313.RES

Quant Method : C:\HPCHEM\1\METHODS\MW111313.M (RTE Integrator)
Title : 8260B GC/MS #3 ICAL 11/13/13 DN
Last Update : Wed Nov 13 19:38:32 2013
Response via : Initial Calibration
DataAcq Meth : MW111313

Internal Standards	R.T.	QIon	Response	Conc Units	Dev(Min)
1) Fluorobenzene (IS)	10.28	96	1758241	12.50 ug/L	0.00
38) Chlorobenzene-d5 (IS)	13.92	117	1351582	12.50 ug/L	0.00
59) 1,4-Dichlorobenzene-d4 (IS	16.51	152	724286	12.50 ug/L	0.00
System Monitoring Compounds					
2) Dibromofluoromethane (SU1)	9.42	113	477796	10.89 ug/L	0.00
Spiked Amount 12.500	Range 75 - 125		Recovery = 87.12%		
28) 1,2-Dichloroethane-d4 (SU2	9.90	65	457547	10.98 ug/L	0.00
Spiked Amount 12.500	Range 75 - 125		Recovery = 87.84%		
39) Toluene-d8 (SU3)	12.20	98	1500571	11.90 ug/L	0.00
Spiked Amount 12.500	Range 75 - 125		Recovery = 95.20%		
58) 4-Bromofluorobenzene (SU4)	15.22	95	730869	13.22 ug/L	0.00
Spiked Amount 12.500	Range 75 - 125		Recovery = 105.76%		

Target Compounds					Qvalue
3) (F12) Dichlorodifluorometh	4.10	85	277	0.06 ug/L #	44
4) Chloromethane	4.41	50	5502	0.65 ug/L #	58
6) Bromomethane	5.05	96	5592	1.11 ug/L #	1
7) Chloroethane	5.23	64	709	1.17 ug/L #	45
9) (F113) 1,1,2-Trichloro-tri	6.35	151	4183	1.21 ug/L #	83
11) Acetone	6.48	58	4735	1.84 ug/L #	62
12) (IPA) Leak Check Compound	6.47	45	189166	895.34 ug/L #	84
13) Carbon disulfide	6.85	76	6419	0.44 ug/L #	89
14) Methylene Chloride	7.09	84	6389	1.32 ug/L #	9
15) (TBA) tert-Butanol	6.91	59	474	1.58 ug/L #	77
24) Chloroform	9.21	83	907	0.10 ug/L #	1
25) (ETBE) 2-ethoxy 2-methyl p	8.37	59	2158	0.17 ug/L #	44
29) 1,1-Dichloropropene	9.92	75	306	0.05 ug/L #	1
31) Benzene	9.98	78	3347	0.20 ug/L #	57
32) 1,2-Dichloroethane	9.92	62	6114	1.04 ug/L #	1
34) 1,2-Dichloropropane	10.97	63	279	0.07 ug/L #	2
40) (MIBK) 4-Methyl-2-Pentanon	12.20	43	7402	2.74 ug/L #	100
41) Toluene	12.28	91	8050	0.44 ug/L	98
46) 2-Hexanone	12.93	43	2499	0.85 ug/L #	37
51) Ethylbenzene	14.03	91	3958	0.19 ug/L #	45
52) m,p-Xylenes	14.14	106	2727	0.37 ug/L	78
53) o-Xylene	14.62	106	1514	0.21 ug/L	82

(#) = qualifier out of range (m) = manual integration

Quantitation Report (Not Reviewed)

Data File : C:\HPCHEM\1\DATA\052814L3\E2800010.D Vial: 1
Acq On : 28 May 2014 1:14 pm Operator: DN
Sample : 3E42801-09 Inst : GC/MS Ins
Misc : 100cc SVL-510-SA5D-SV-7.5-8.5 Multiplr: 10.00
MS Integration Params: rteint.p
Quant Time: May 28 13:42 19114 Quant Results File: MW111313.RES

Quant Method : C:\HPCHEM\1\METHODS\MW111313.M (RTE Integrator)
Title : 8260B GC/MS #3 ICAL 11/13/13 DN
Last Update : Wed Nov 13 19:38:32 2013
Response via : Initial Calibration
DataAcq Meth : MW111313

Compound	R.T.	QIon	Response	Conc Unit	Qvalue
54) Styrene	14.63	104	2835	-0.60 ~~ug/L~~ #	65
56) Isopropylbenzene	15.00	105	648	0.03 ~~ug/L~~ #	55
57) 1,2,3-Trichloropropane	15.30	75	308	0.06 ~~ug/L~~ #	36
62) n-Propylbenzene	15.44	91	1030	0.04 ~~ug/L~~ #	56
63) 2-Chlorotoluene	15.60	91	303	0.02 ~~ug/L~~ #	45
64) 1,3,5-Trimethylbenzene	15.62	105	1083	0.06 ~~ug/L~~ #	31
65) 4-Chlorotoluene	15.60	91	303	0.02 ~~ug/L~~ #	44
67) 1,2,4-Trimethylbenzene	16.05	105	3979	0.21 ug/L #	71
68) sec-Butylbenzene	16.33	105	1984	0.08 ~~ug/L~~ #	62
69) p-Isopropyltoluene	16.37	119	2595	0.13 ~~ug/L~~ #	78
72) n-Butylbenzene	16.85	91	670	0.03 ~~ug/L~~ #	30
77) Naphthalene	19.45	128	1678	0.12 ~~ug/L~~	100

(#) = qualifier out of range (m) = manual integration

Quantitation Report

Data File : C:\HPCHEM\1\DATA\052814L3\E2800010.D
Acq On : 28 May 2014 1:14 pm
Sample : 3E42801-09
Misc : 100cc SVL-510-SA5D-SV-7.5-8.5
MS Integration Params: rteint.p
Quant Time: May 28 13:42 19114

Vial: 1
Operator: DN
Inst : GC/MS Ins
Multiplr: 10.00

Quant Results File: MW111313.RES

Method : C:\HPCHEM\1\METHODS\MW111313.M (RTE Integrator)
Title : 8260B GC/MS #3 ICAL 11/13/13 DN
Last Update : Wed Nov 13 19:38:32 2013
Response via : Initial Calibration

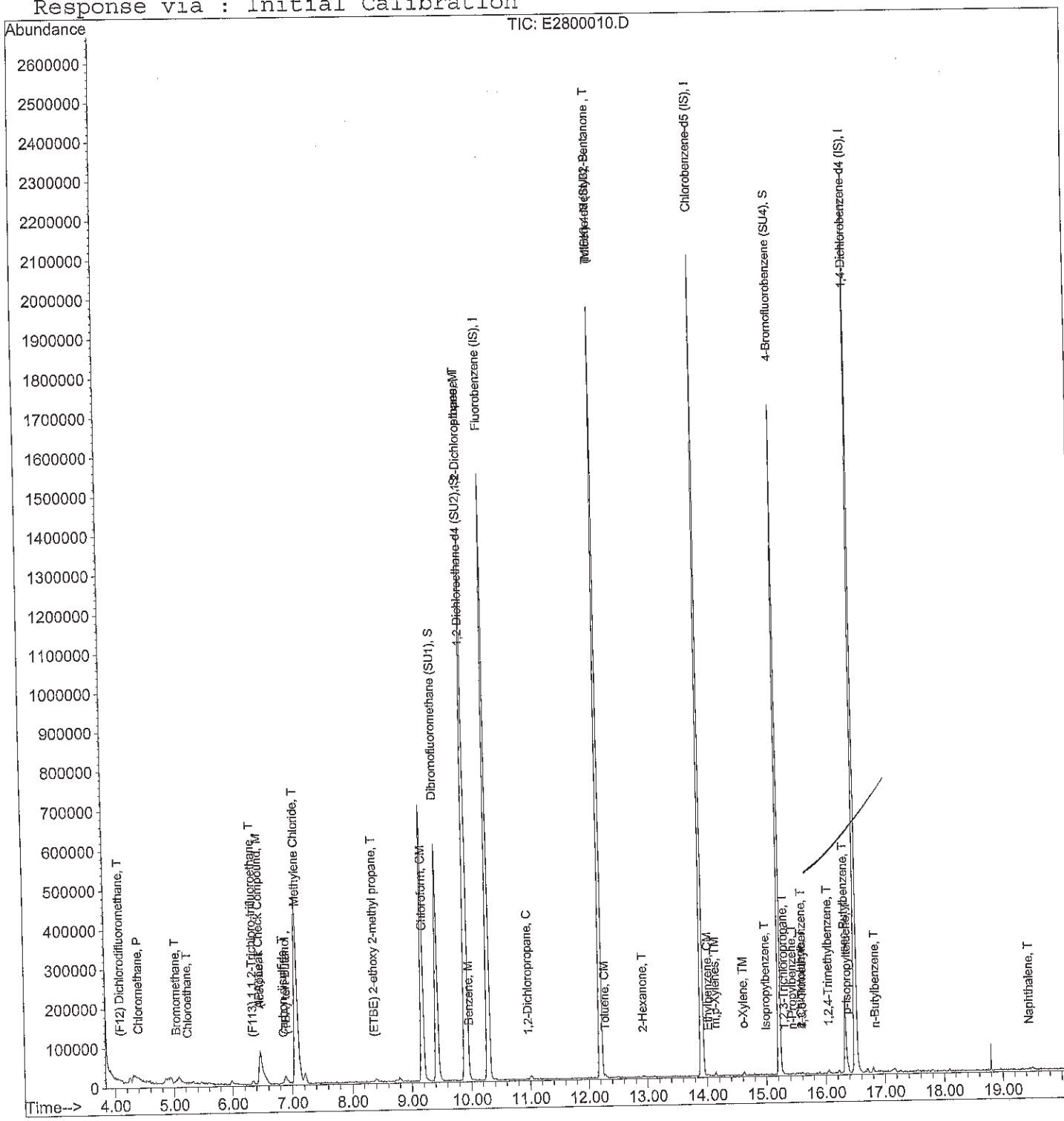

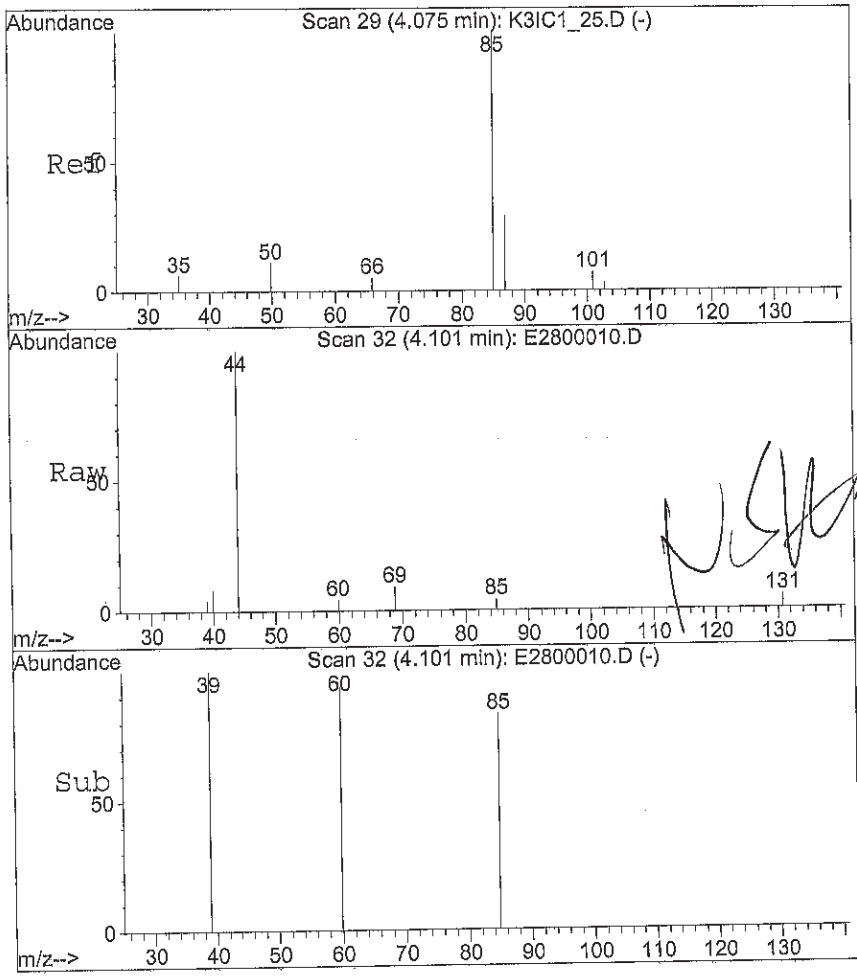

#3
(F12) Dichlorodifluoromethane
Concen: 0.06 ug/L
RT: 4.10 min Scan# 32
Delta R.T. 0.03 min
Lab File: E2800010.D
Acq: 28 May 2014 1:14 pm

Tgt Ion: 85 Resp: 277

Ion	Ratio	Lower	Upper
85	100		
87	0.0	24.6	37.0#

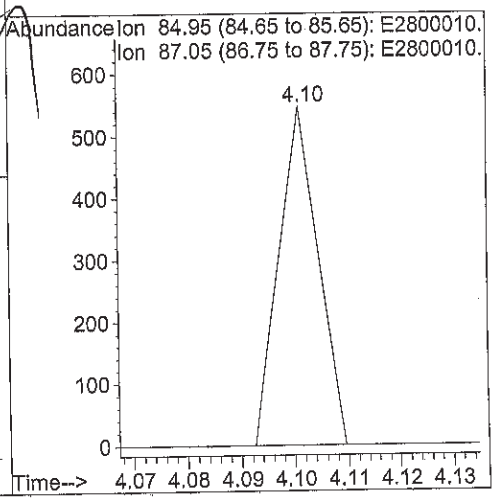

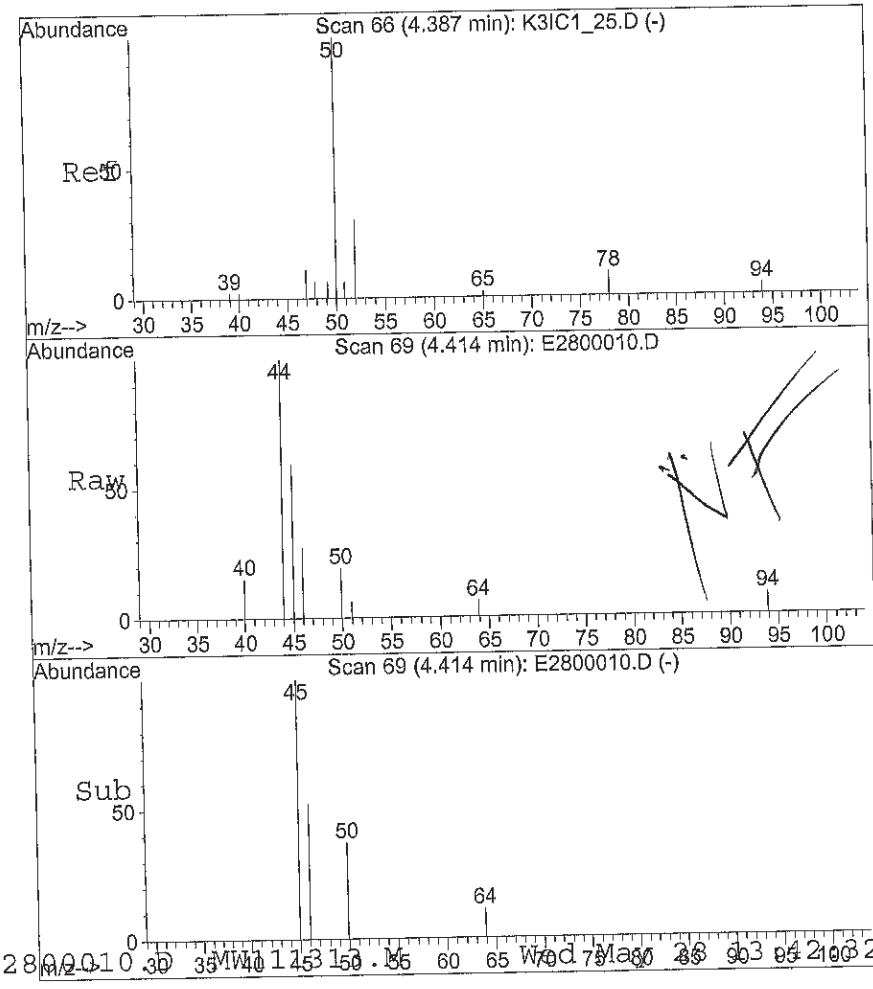

#4
Chloromethane
Concen: 0.65 ug/L
RT: 4.41 min Scan# 69
Delta R.T. 0.03 min
Lab File: E2800010.D
Acq: 28 May 2014 1:14 pm

Tgt Ion: 50 Resp: 5502

Ion	Ratio	Lower	Upper
50	100		
52	9.7	26.9	40.3#

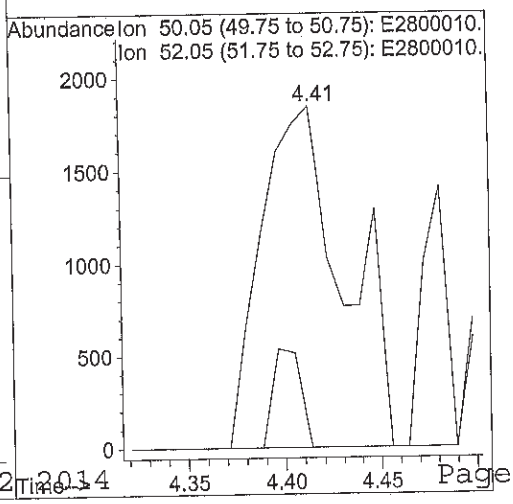

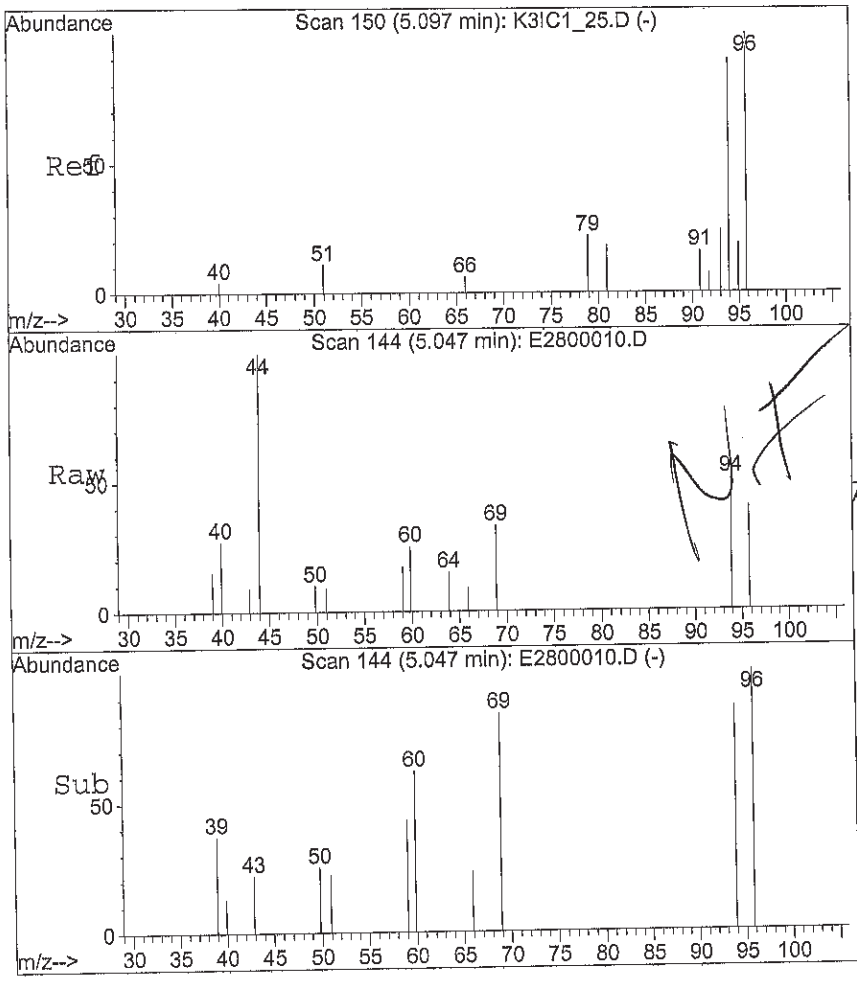

#6
Bromomethane
Concen: 1.11 ug/L
RT: 5.05 min Scan# 144
Delta R.T. -0.05 min
Lab File: E2800010.D
Acq: 28 May 2014 1:14 pm

Tgt Ion: 96 Resp: 5592

Ion	Ratio	Lower	Upper
96	100		
94	270.7	101.0	151.4#

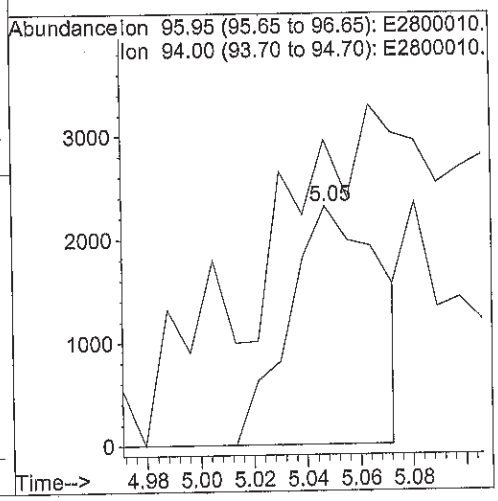

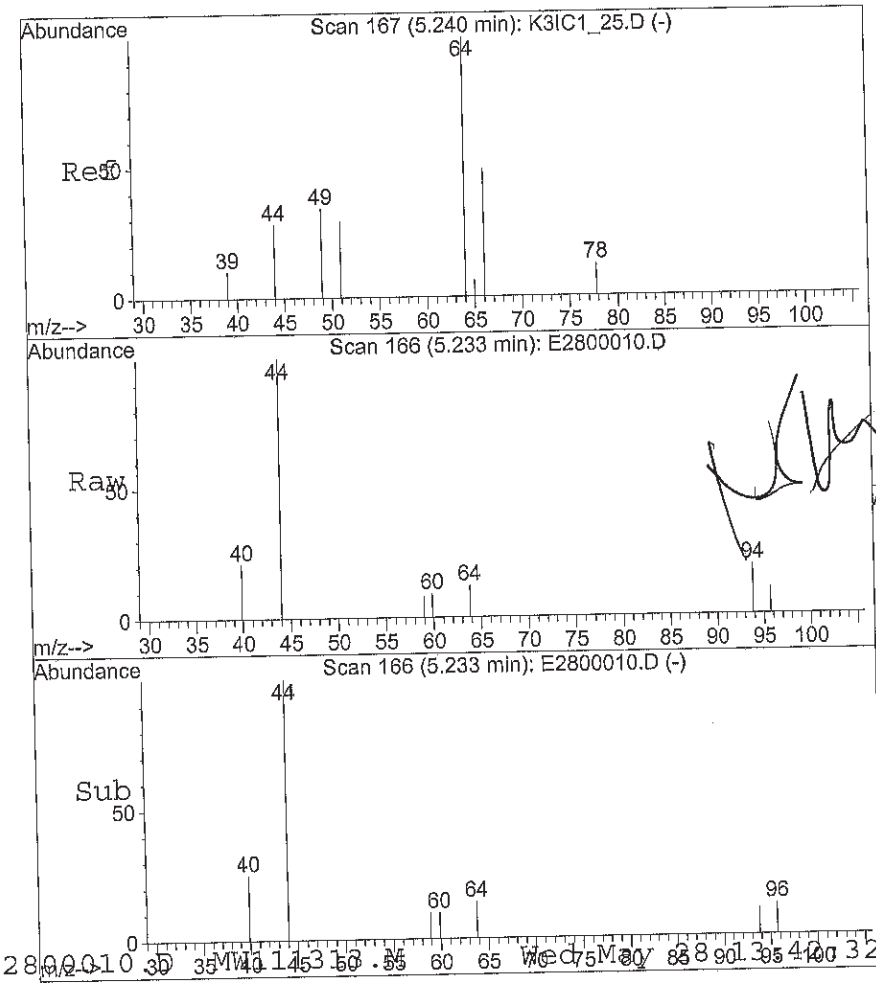

#7
Chloroethane
Concen: 1.17 ug/L
RT: 5.23 min Scan# 166
Delta R.T. -0.01 min
Lab File: E2800010.D
Acq: 28 May 2014 1:14 pm

Tgt Ion: 64 Resp: 709

Ion	Ratio	Lower	Upper
64	100		
66	79.5	35.4	53.0#

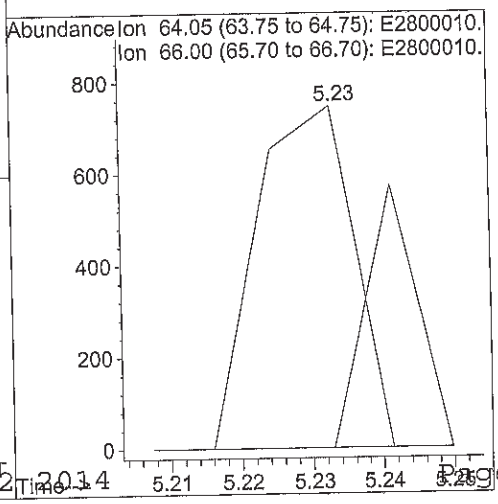

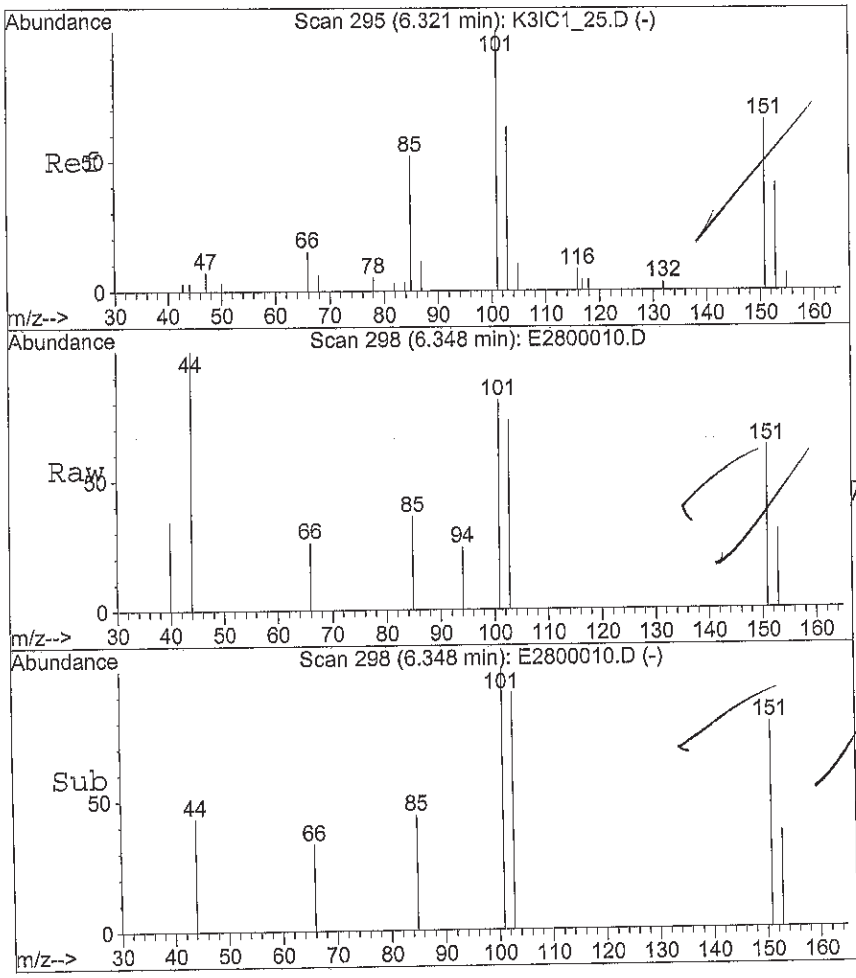

#9
(F113) 1,1,2-Trichloro-trifluor
Concen: 1.21 ug/L
RT: 6.35 min Scan# 298
Delta R.T. 0.03 min
Lab File: E2800010.D
Acq: 28 May 2014 1:14 pm

Tgt Ion:151 Resp: 4183

Ion	Ratio	Lower	Upper
151	100		
153	48.9	49.6	74.4#

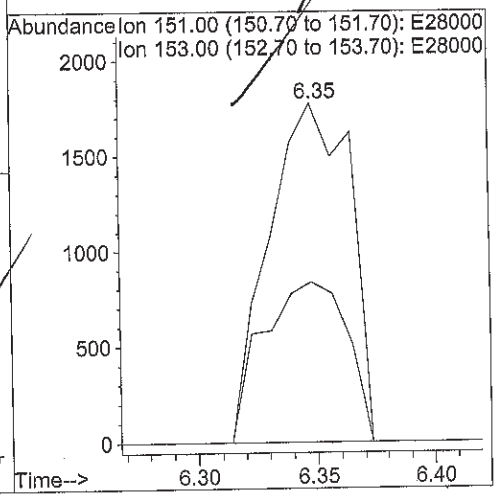

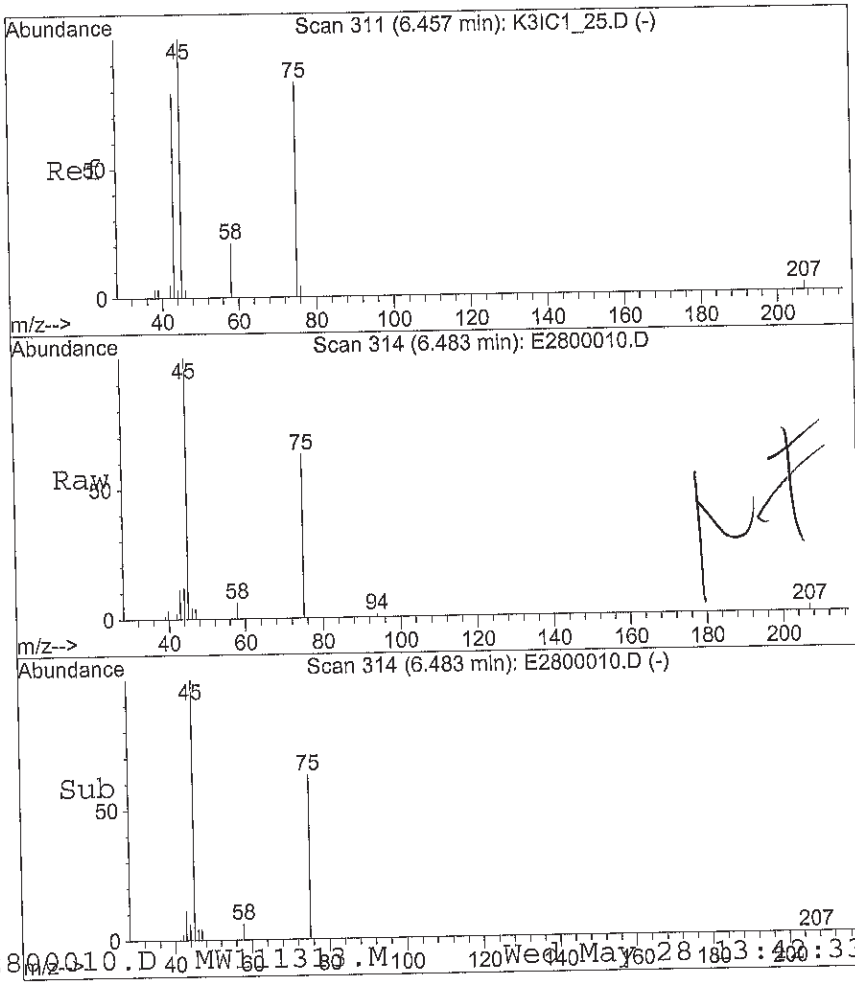

#11
Acetone
Concen: 1.84 ug/L
RT: 6.48 min Scan# 314
Delta R.T. 0.03 min
Lab File: E2800010.D
Acq: 28 May 2014 1:14 pm

Tgt Ion: 58 Resp: 4735

Ion	Ratio	Lower	Upper
58	100		
43	547.9	360.9	541.3#

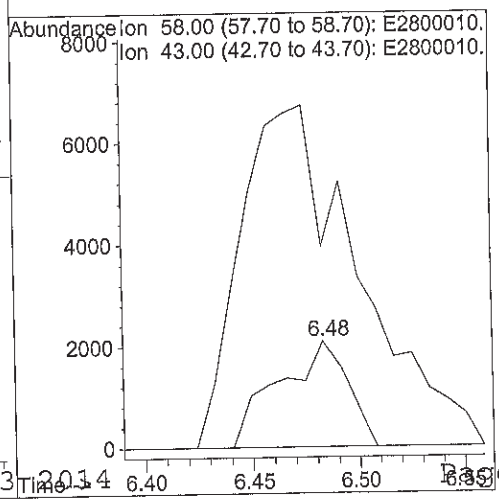

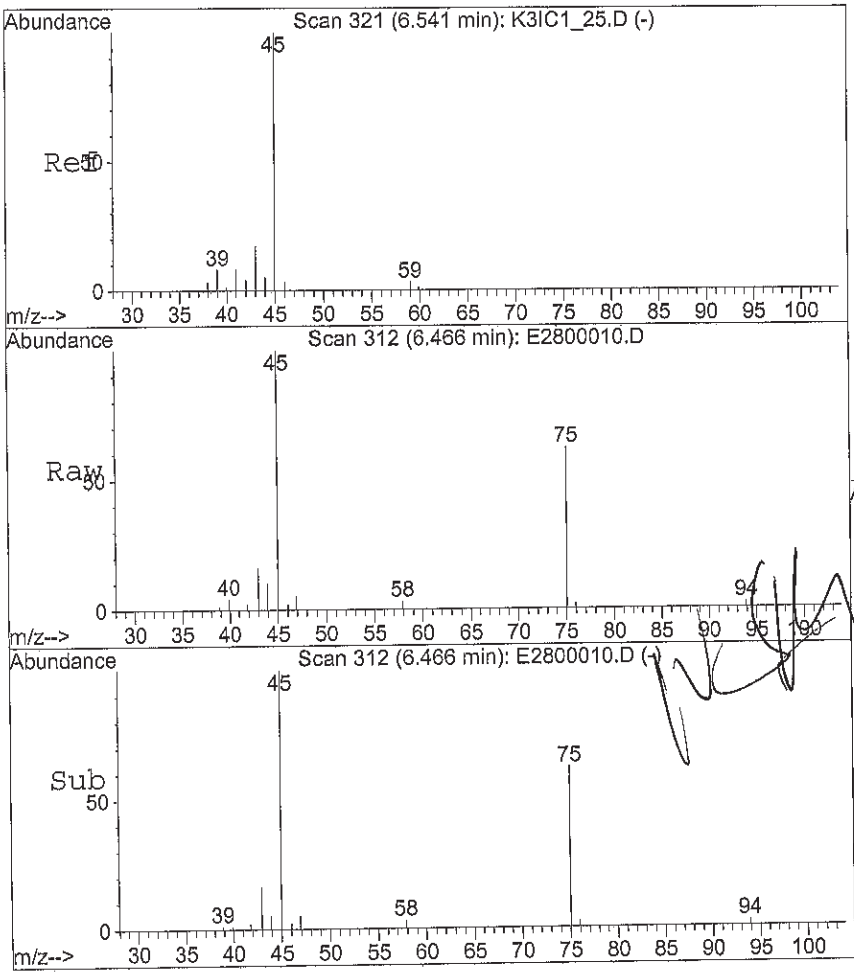

#12
(IPA) Leak Check Compound
Concen: 895.34 ug/L
RT: 6.47 min Scan# 312
Delta R.T. -0.07 min
Lab File: E2800010.D
Acq: 28 May 2014 1:14 pm

Tgt Ion: 45 Resp: 189166

Ion	Ratio	Lower	Upper
45	100		
39	0.7	4.9	7.3#

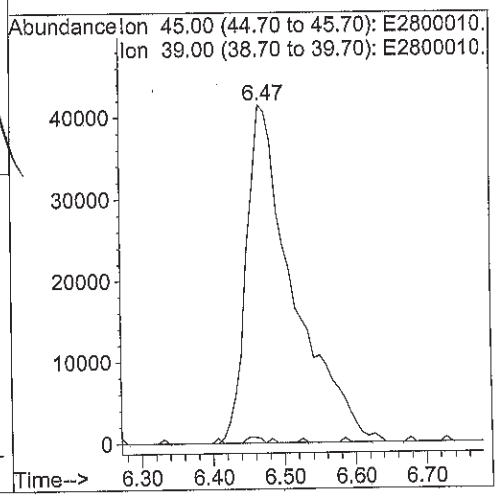

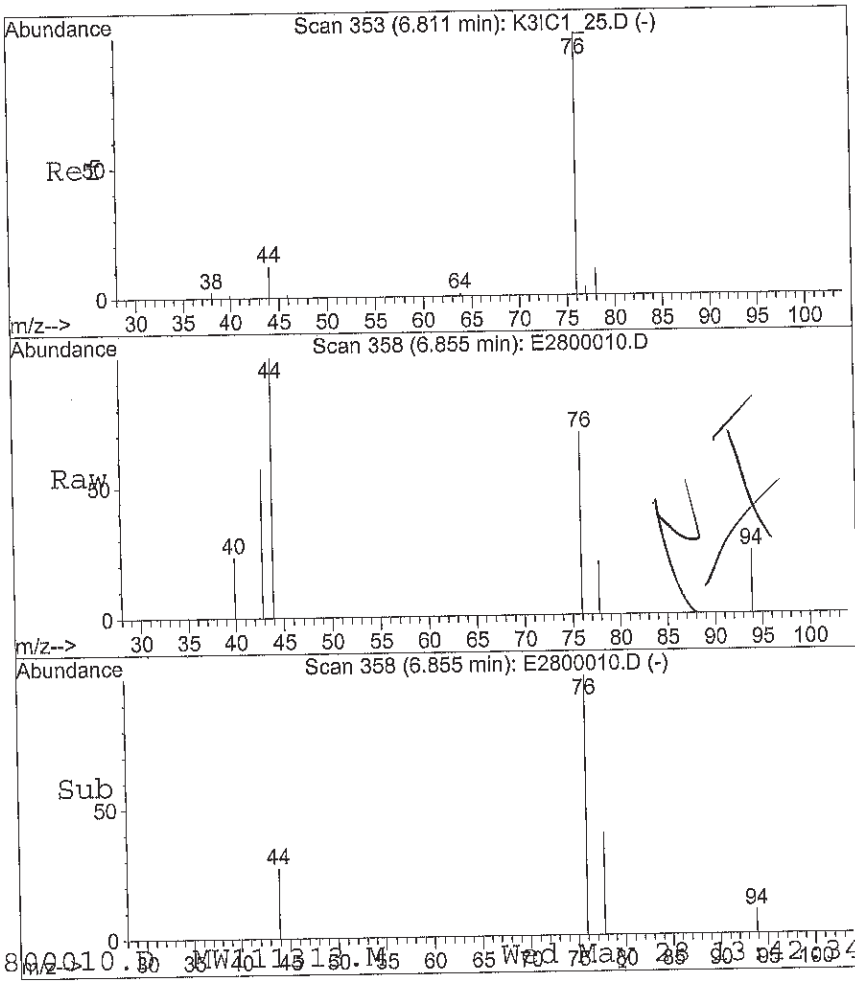

#13
Carbon disulfide
Concen: 0.44 ug/L
RT: 6.85 min Scan# 358
Delta R.T. 0.04 min
Lab File: E2800010.D
Acq: 28 May 2014 1:14 pm

Tgt Ion: 76 Resp: 6419

Ion	Ratio	Lower	Upper
76	100		
78	4.7	7.0	10.4#

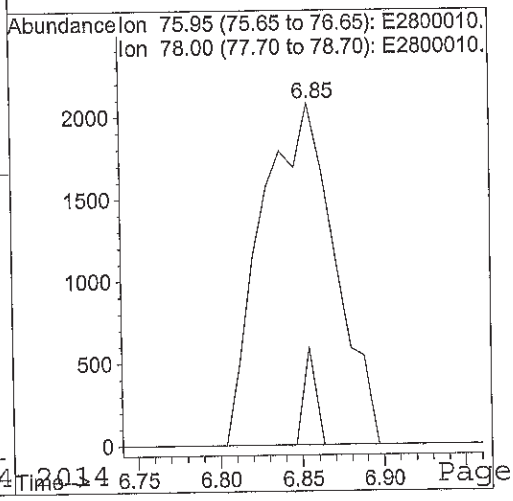

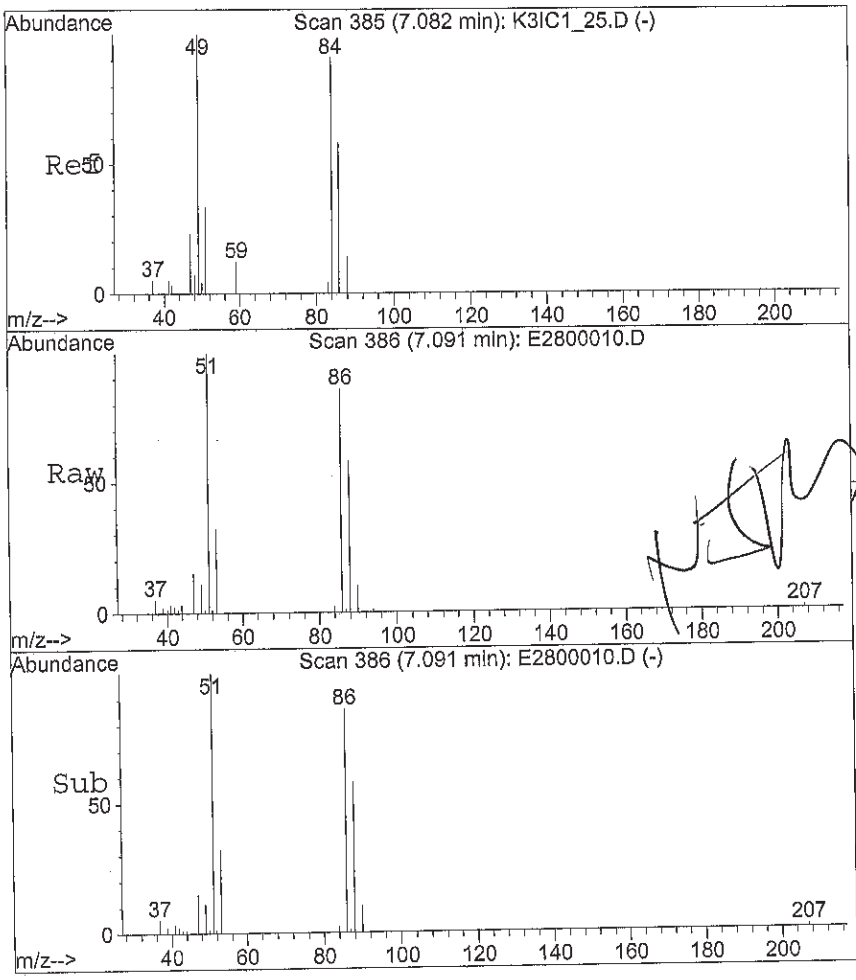

#14
Methylene Chloride
Concen: 1.32 ug/L
RT: 7.09 min Scan# 386
Delta R.T. 0.01 min
Lab File: E2800010.D
Acq: 28 May 2014 1:14 pm

Tgt Ion: 84 Resp: 6389

Ion	Ratio	Lower	Upper
84	100		
49	0.0	89.8	134.6#
86	0.0	51.1	76.7#
51	0.0	28.5	42.7#

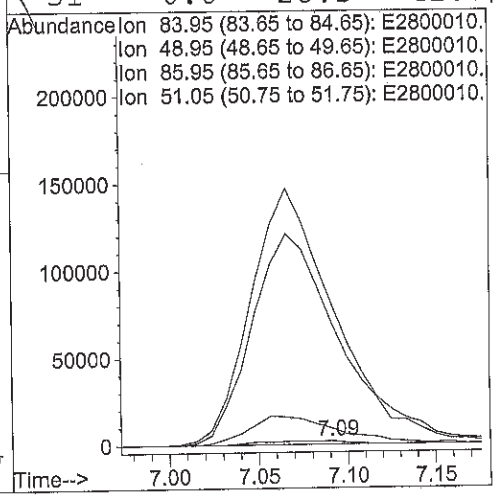

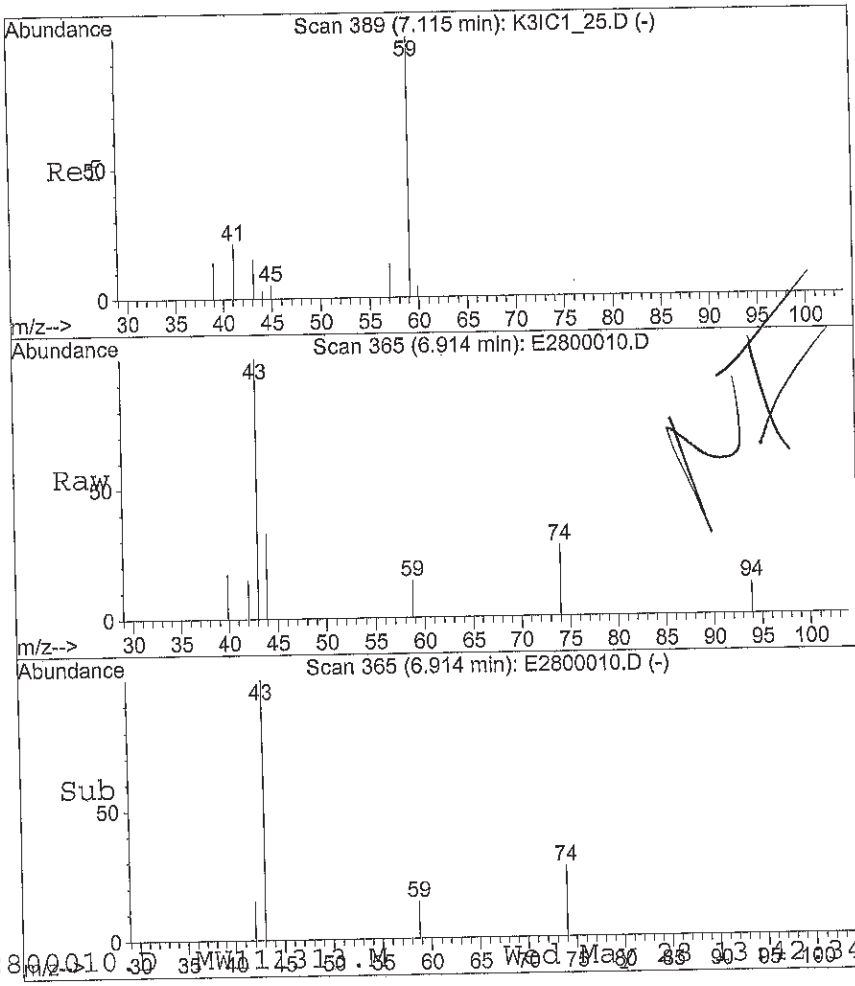

#15
(TBA) tert-Butanol
Concen: 1.58 ug/L
RT: 6.91 min Scan# 365
Delta R.T. -0.20 min
Lab File: E2800010.D
Acq: 28 May 2014 1:14 pm

Tgt Ion: 59 Resp: 474

Ion	Ratio	Lower	Upper
59	100		
57	0.0	6.4	9.6#

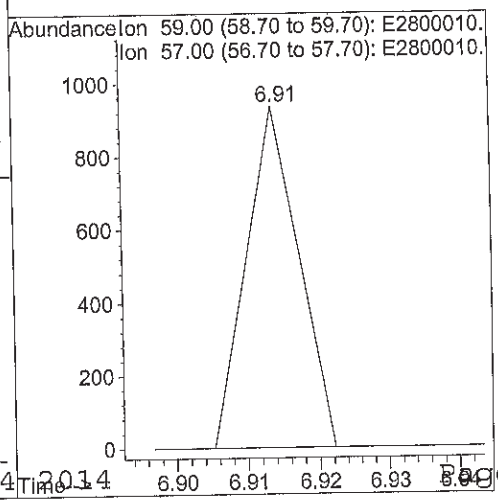

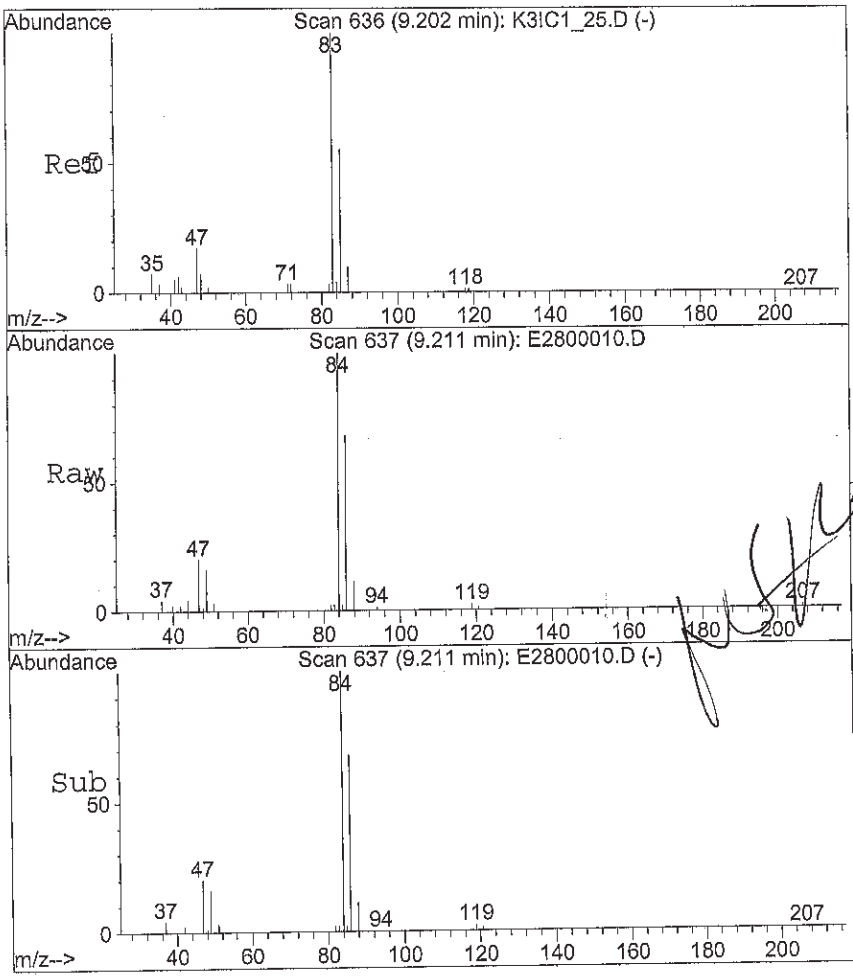

#24
Chloroform
Concen: 0.10 ug/L
RT: 9.21 min Scan# 637
Delta R.T. 0.01 min
Lab File: E2800010.D
Acq: 28 May 2014 1:14 pm

Tgt Ion: 83 Resp: 907

Ion	Ratio	Lower	Upper
83	100		
85	391.5	51.8	77.6#

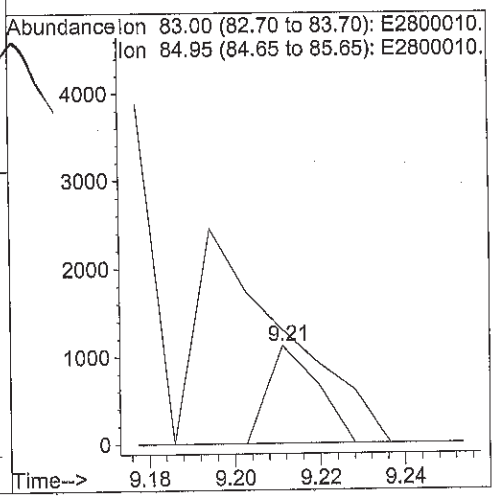

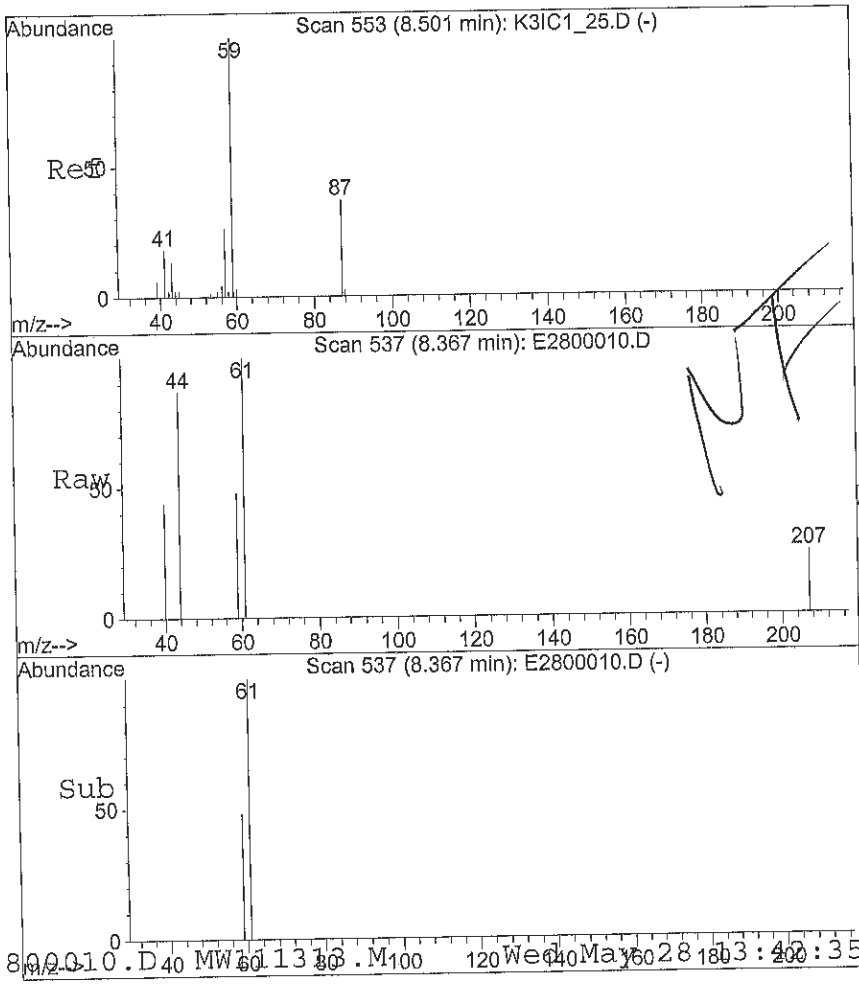

#25
(ETBE) 2-ethoxy 2-methyl propar
Concen: 0.17 ug/L
RT: 8.37 min Scan# 537
Delta R.T. -0.13 min
Lab File: E2800010.D
Acq: 28 May 2014 1:14 pm

Tgt Ion: 59 Resp: 2158

Ion	Ratio	Lower	Upper
59	100		
87	0.0	27.8	41.8#
57	0.0	19.8	29.6#
77	0.0	0.0	0.0

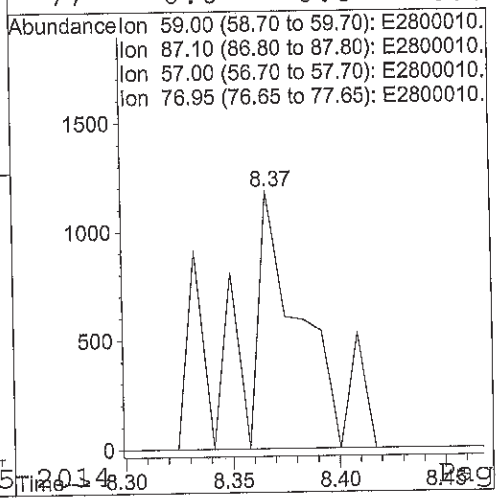

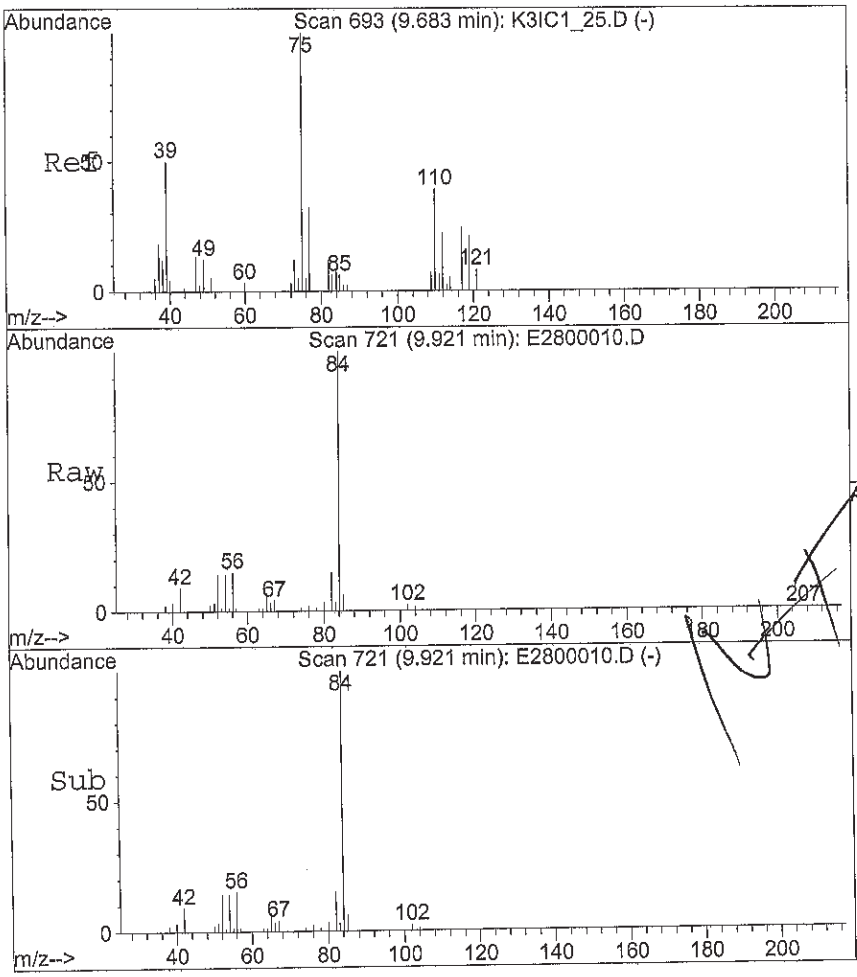

#29
1,1-Dichloropropene
Concen: 0.05 ug/L
RT: 9.92 min Scan# 721
Delta R.T. 0.24 min
Lab File: E2800010.D
Acq: 28 May 2014 1:14 pm

Tgt Ion: 75 Resp: 306

Ion	Ratio	Lower	Upper
75	100		
110	0.0	29.0	43.6#
77	743.1	25.0	37.4#

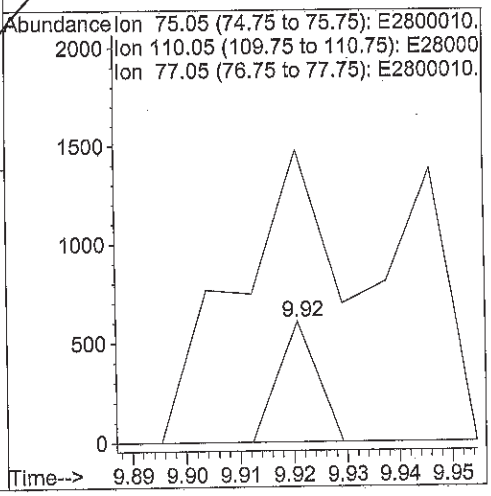

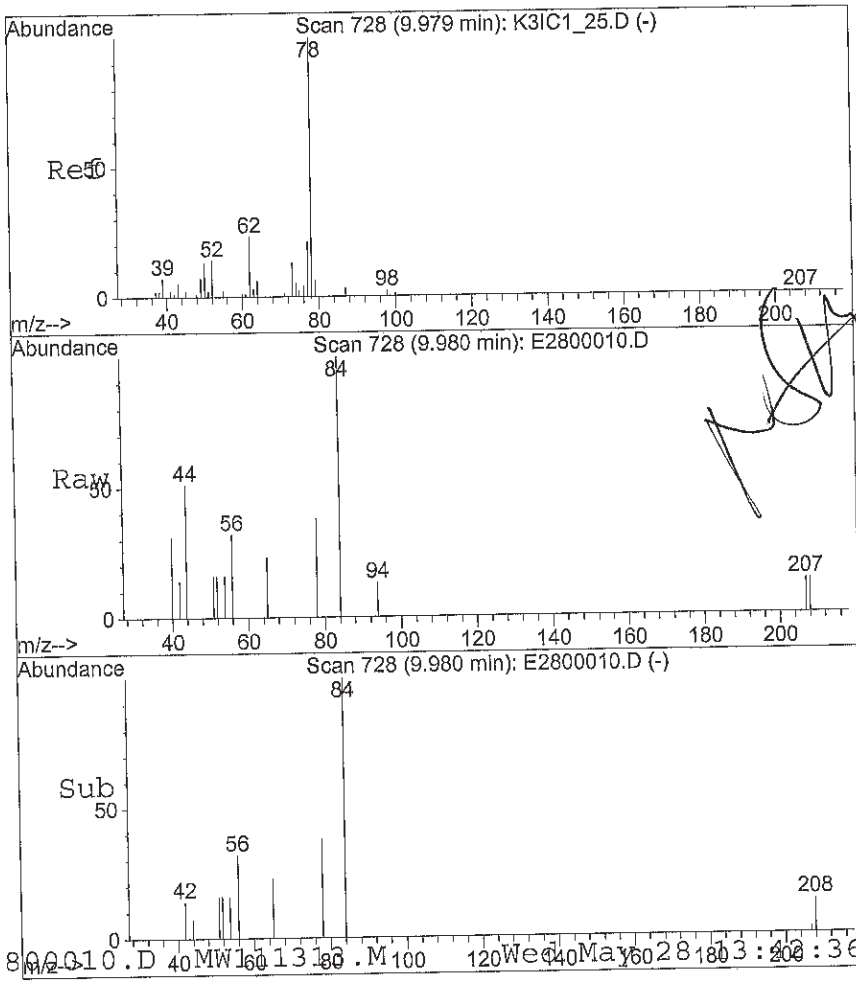

#31
Benzene
Concen: 0.20 ug/L
RT: 9.98 min Scan# 728
Delta R.T. 0.00 min
Lab File: E2800010.D
Acq: 28 May 2014 1:14 pm

Tgt Ion: 78 Resp: 3347

Ion	Ratio	Lower	Upper
78	100		
51	0.0	14.2	21.2#
77	0.0	16.6	24.8#

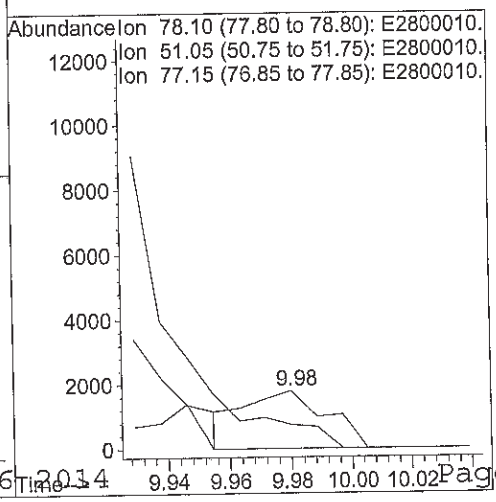

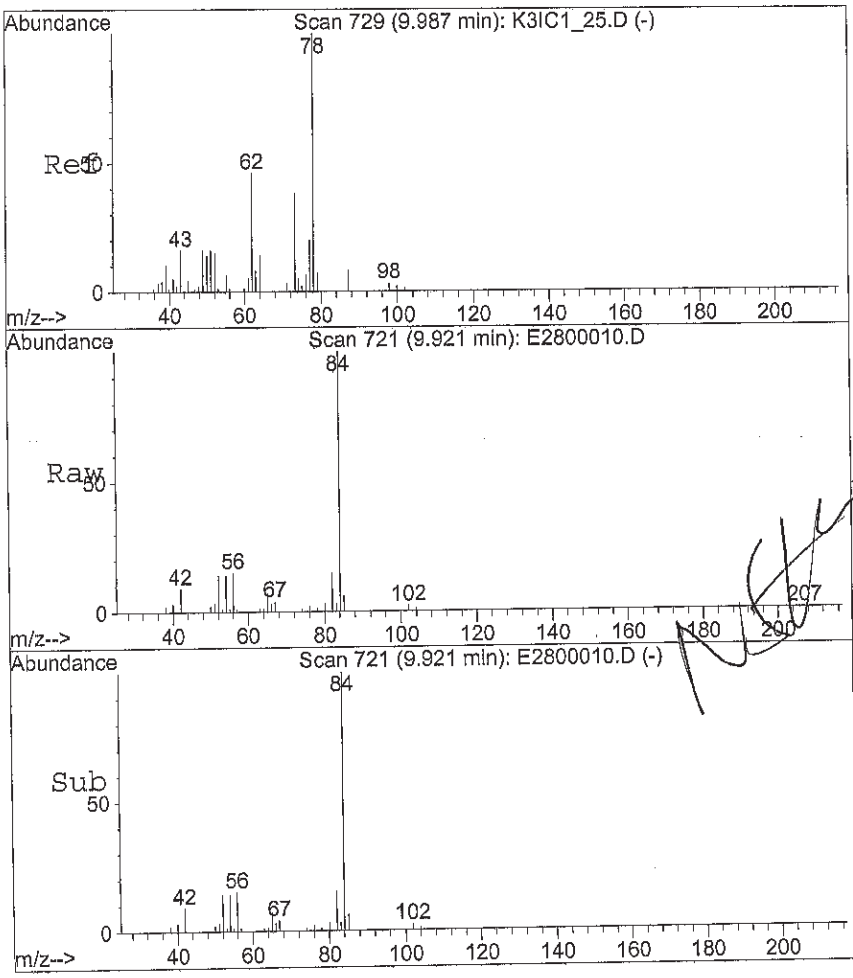

#32
1,2-Dichloroethane
Concen: 1.04 ug/L
RT: 9.92 min Scan# 721
Delta R.T. -0.07 min
Lab File: E2800010.D
Acq: 28 May 2014 1:14 pm

Tgt Ion: 62 Resp: 6114

Ion	Ratio	Lower	Upper
62	100		
64	232.6	28.0	42.0#
49	0.0	28.5	42.7#
98	0.0	6.2	9.4#

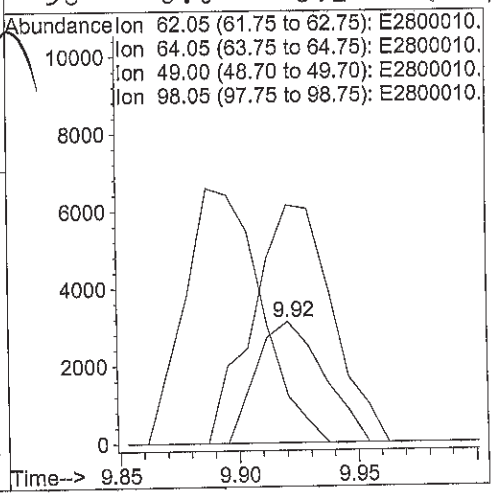

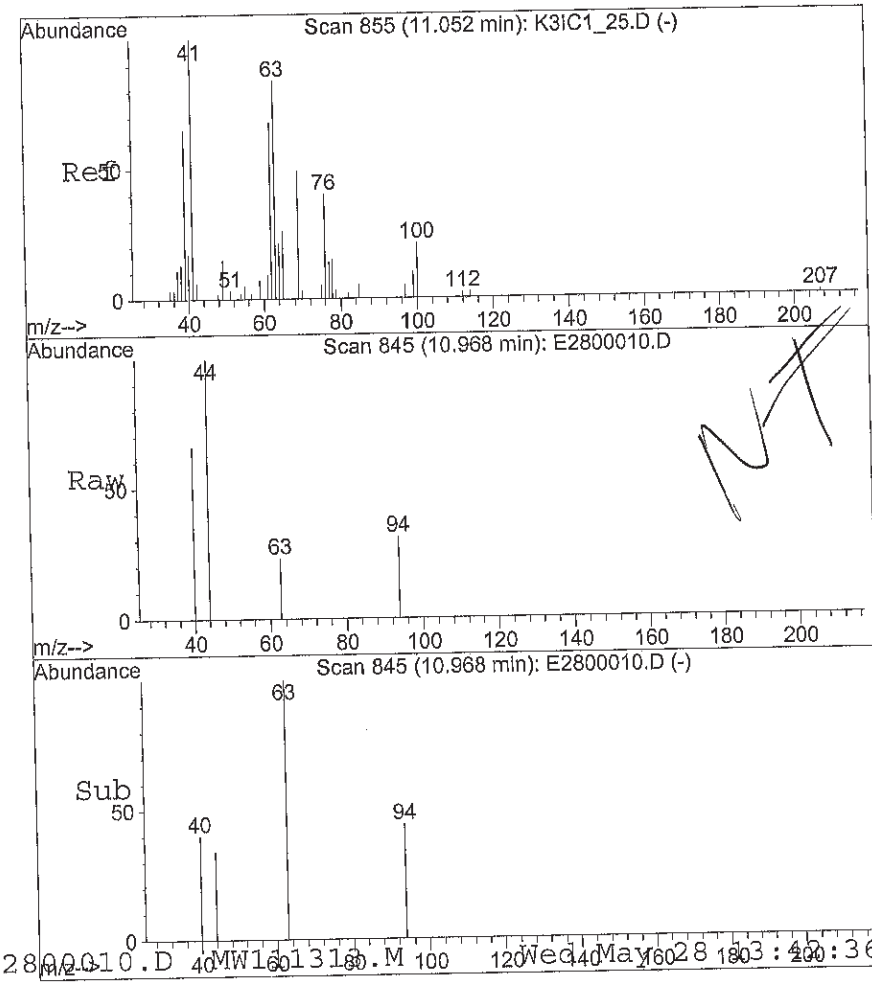

#34
1,2-Dichloropropane
Concen: 0.07 ug/L
RT: 10.97 min Scan# 845
Delta R.T. -0.08 min
Lab File: E2800010.D
Acq: 28 May 2014 1:14 pm

Tgt Ion: 63 Resp: 279

Ion	Ratio	Lower	Upper
63	100		
62	0.0	67.4	101.2#
76	0.0	40.3	60.5#
41	0.0	103.0	154.6#

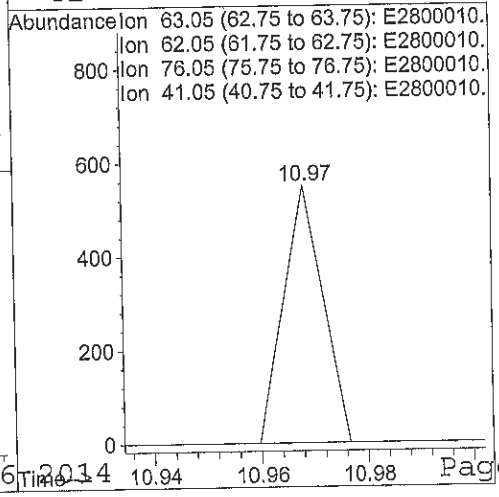

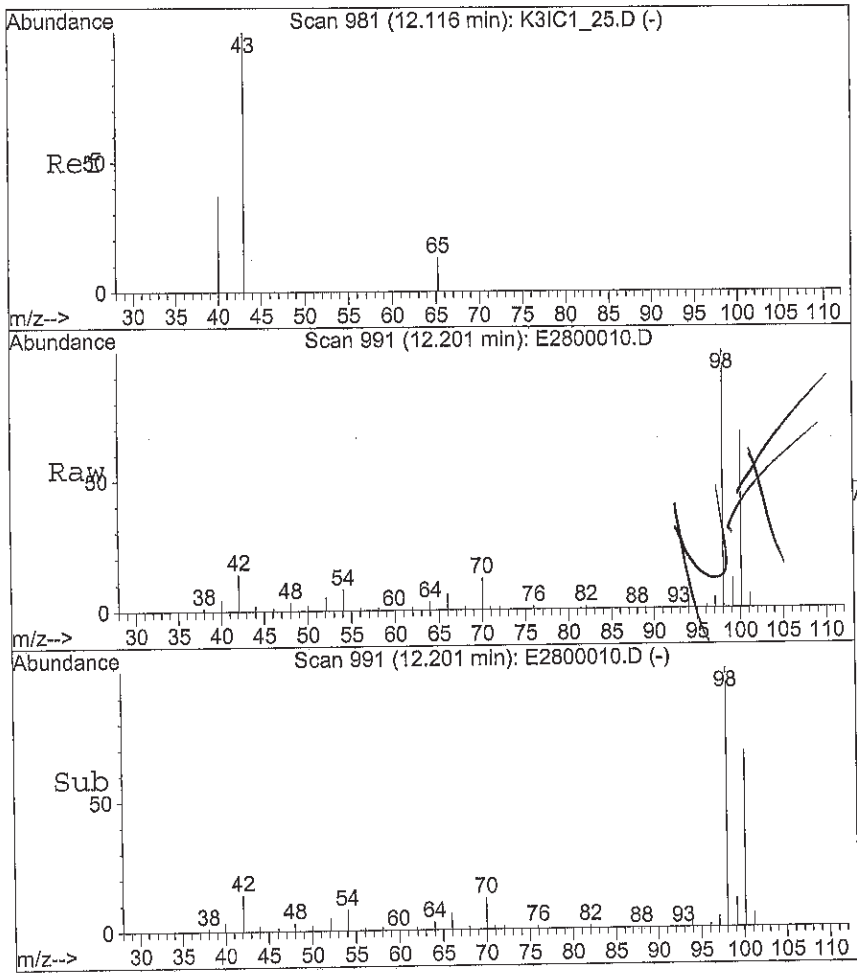

#40
(MIBK) 4-Methyl-2-Pentanone
Concen: 2.74 ug/L
RT: 12.20 min Scan# 991
Delta R.T. 0.09 min
Lab File: E2800010.D
Acq: 28 May 2014 1:14 pm

Tgt Ion: 43 Resp: 7402

Ion	Ratio	Lower	Upper
43	100		
58	141.2	0.0	0.0#
85	0.0	0.0	0.0
100	13771.0	0.0	0.0#

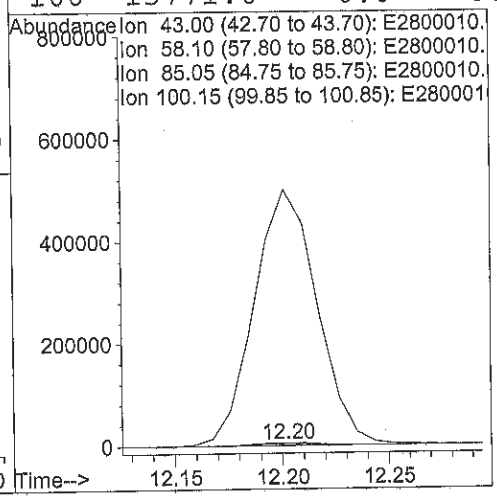

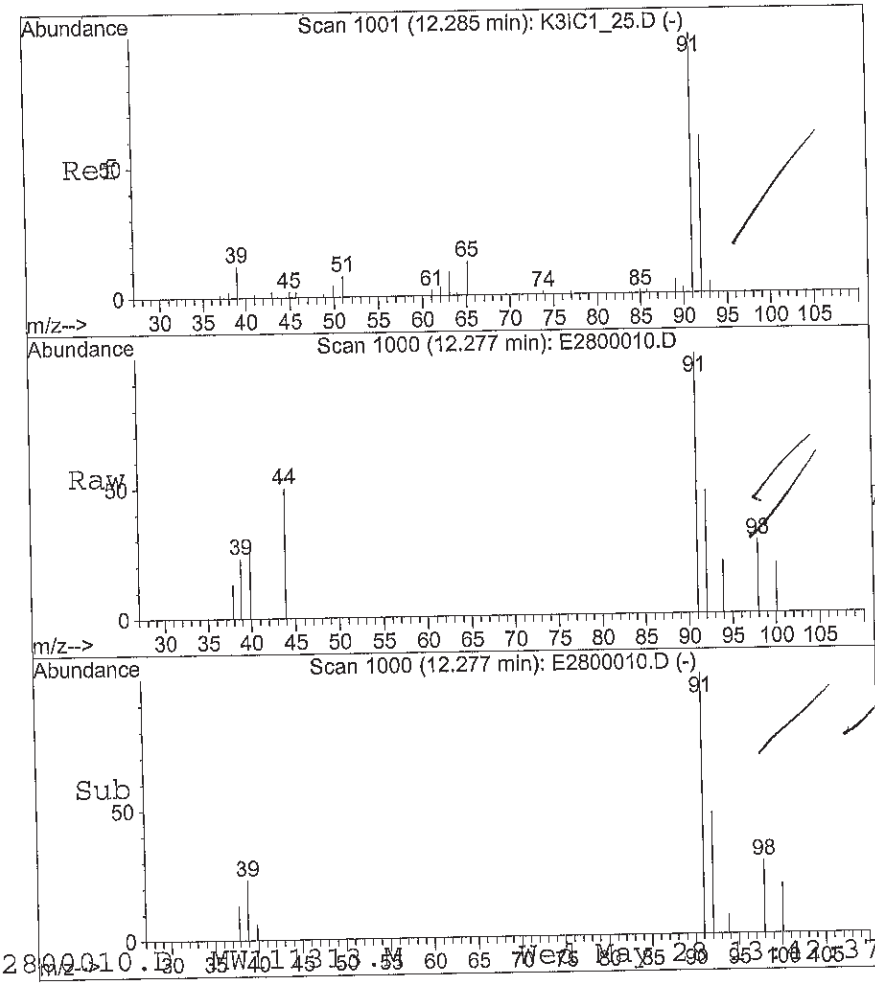

#41
Toluene
Concen: 0.44 ug/L
RT: 12.28 min Scan# 1000
Delta R.T. -0.01 min
Lab File: E2800010.D
Acq: 28 May 2014 1:14 pm

Tgt Ion: 91 Resp: 8050

Ion	Ratio	Lower	Upper
91	100		
92	60.6	47.4	71.0

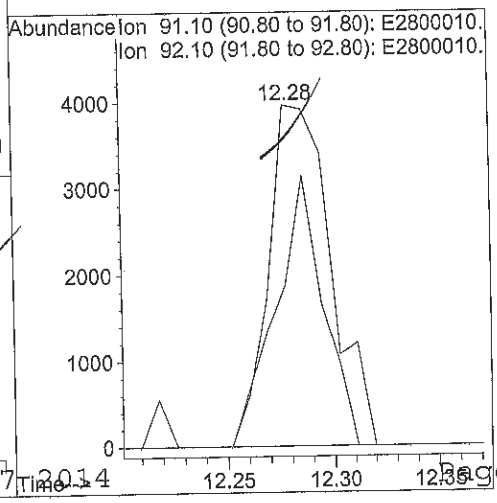

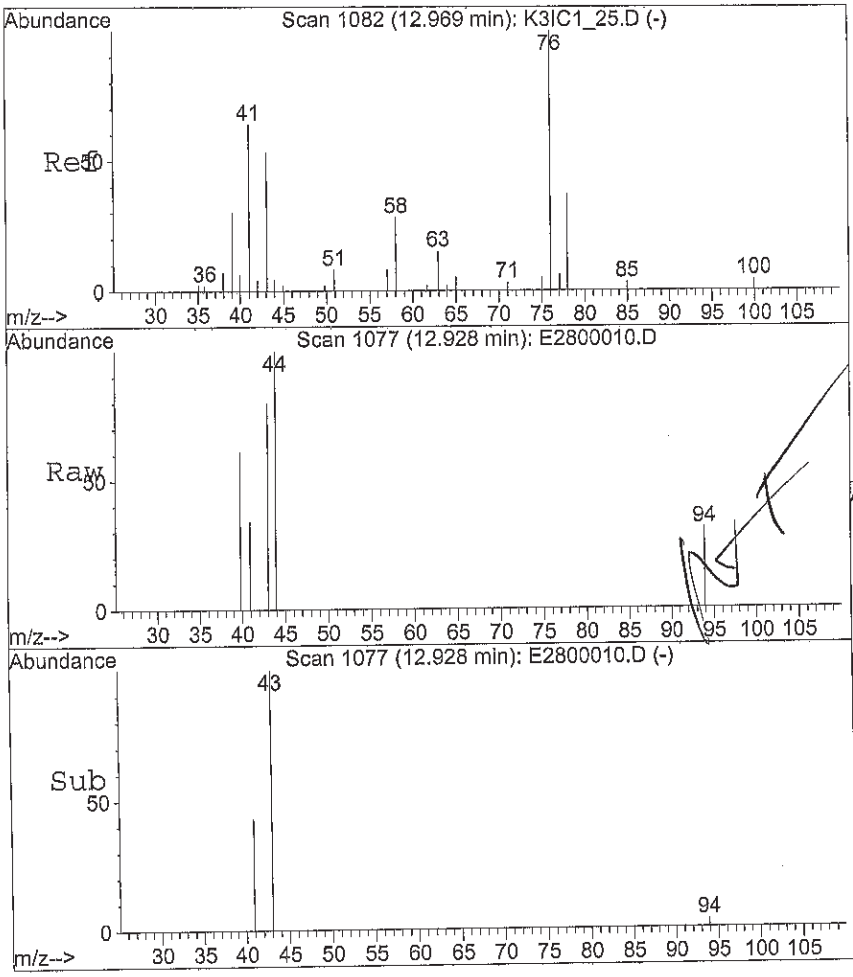

#46
2-Hexanone
Concen: 0.85 ug/L
RT: 12.93 min Scan# 1077
Delta R.T. -0.04 min
Lab File: E2800010.D
Acq: 28 May 2014 1:14 pm

Tgt Ion: 43 Resp: 2499

Ion	Ratio	Lower	Upper
43	100		
58	0.0	40.9	61.3#
100	0.0	5.5	8.3#
85	0.0	4.3	6.5#

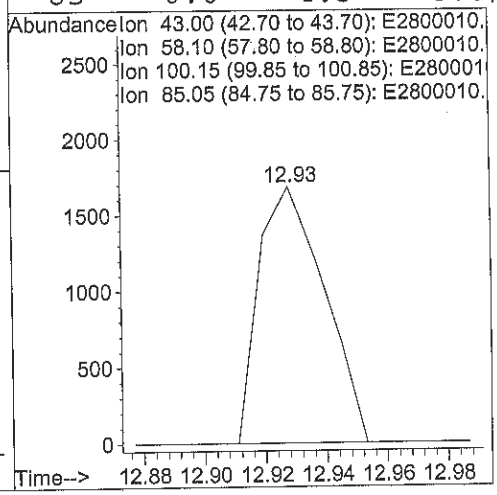

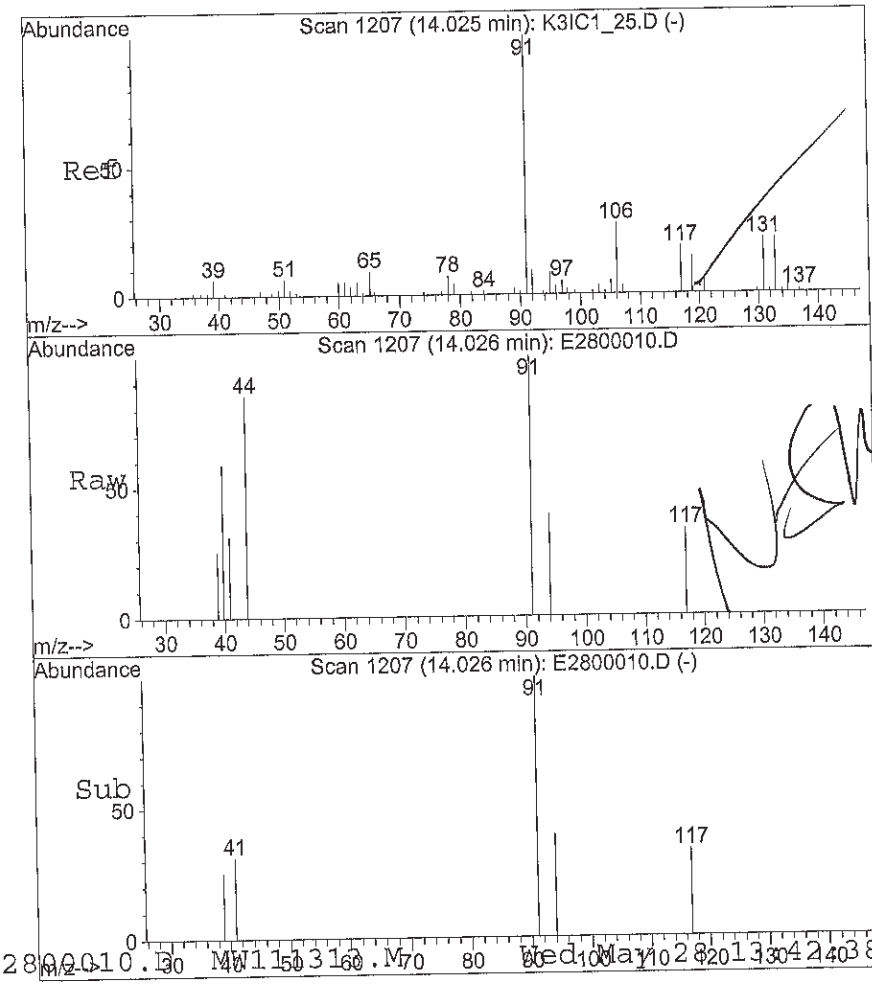

#51
Ethylbenzene
Concen: 0.19 ug/L
RT: 14.03 min Scan# 1207
Delta R.T. 0.00 min
Lab File: E2800010.D
Acq: 28 May 2014 1:14 pm

Tgt Ion: 91 Resp: 3958

Ion	Ratio	Lower	Upper
91	100		
106	0.0	23.5	35.3#

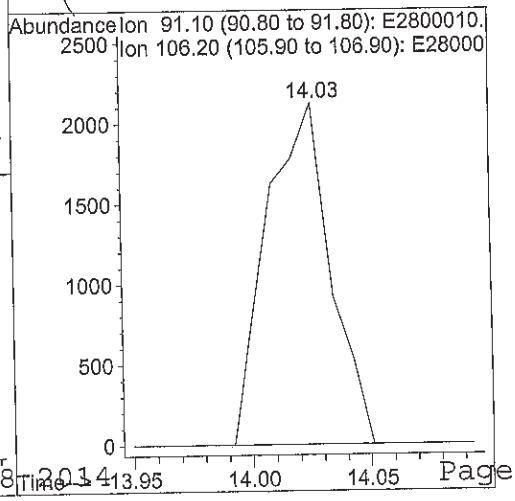

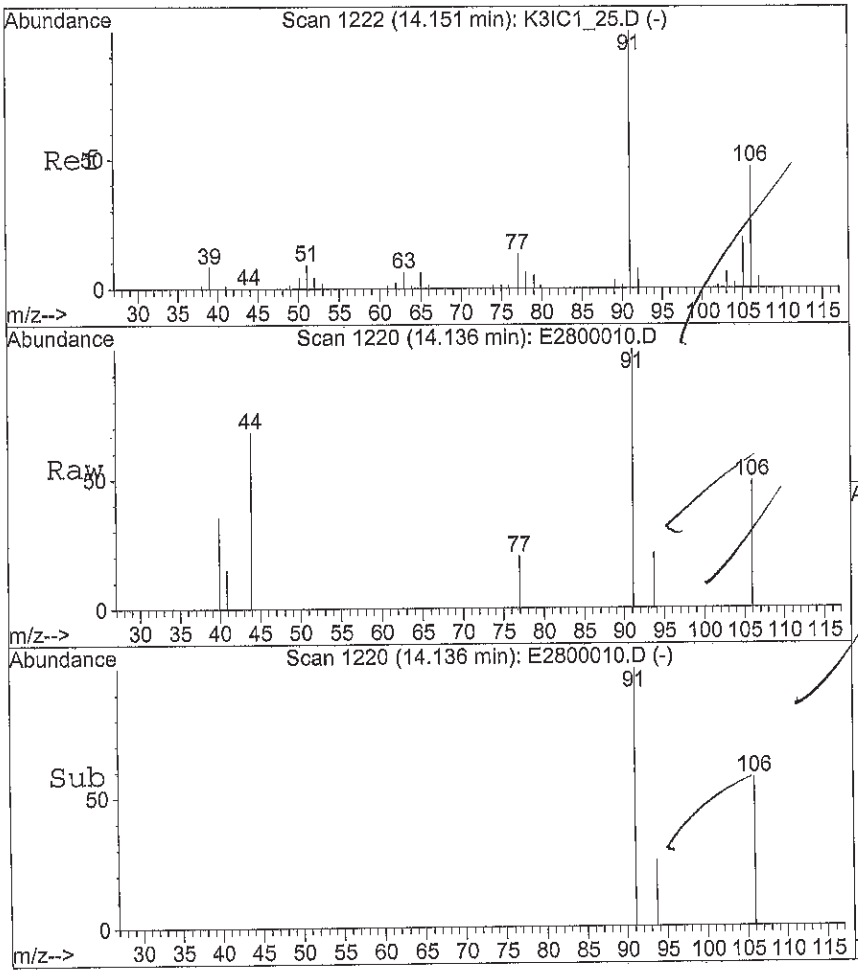

#52
m,p-Xylenes
Concen: 0.37 ug/L
RT: 14.14 min Scan# 1220
Delta R.T. -0.02 min
Lab File: E2800010.D
Acq: 28 May 2014 1:14 pm

Tgt Ion:106 Resp: 2727

Ion	Ratio	Lower	Upper
106	100		
91	257.2	177.1	265.7

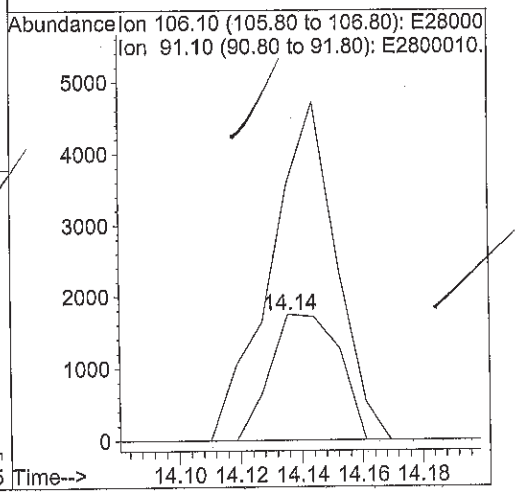

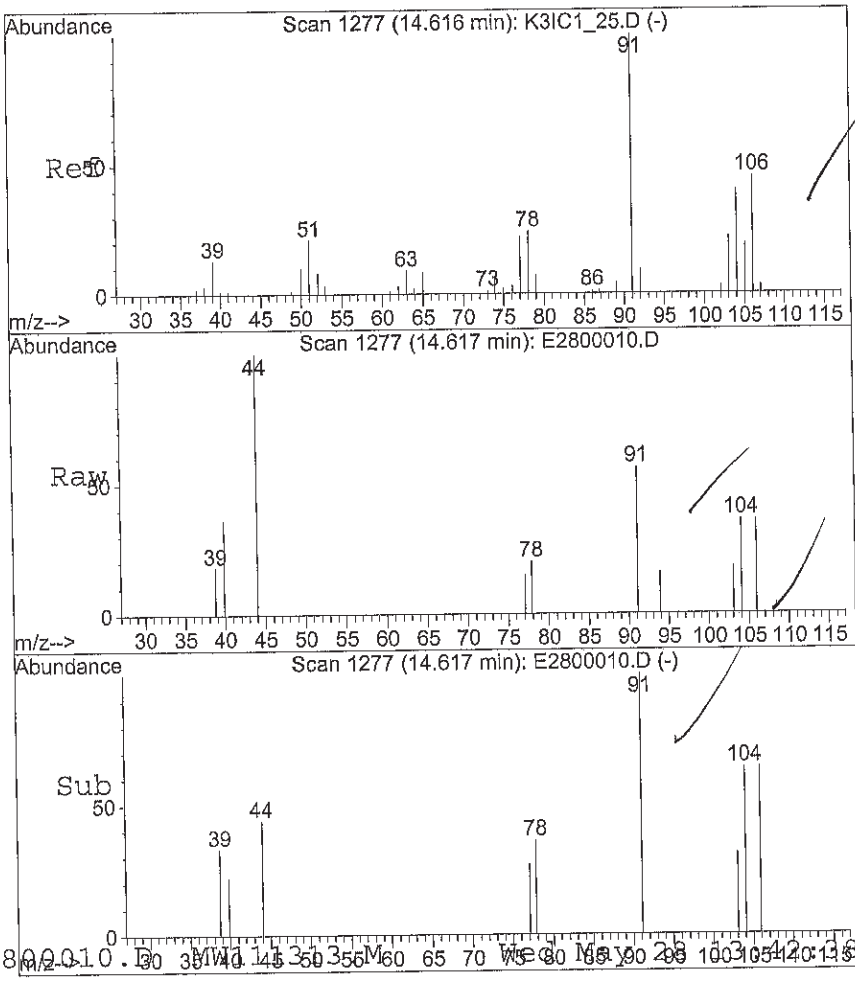

#53
o-Xylene
Concen: 0.21 ug/L
RT: 14.62 min Scan# 1277
Delta R.T. 0.00 min
Lab File: E2800010.D
Acq: 28 May 2014 1:14 pm

Tgt Ion:106 Resp: 1514

Ion	Ratio	Lower	Upper
106	100		
91	195.2	179.0	268.6

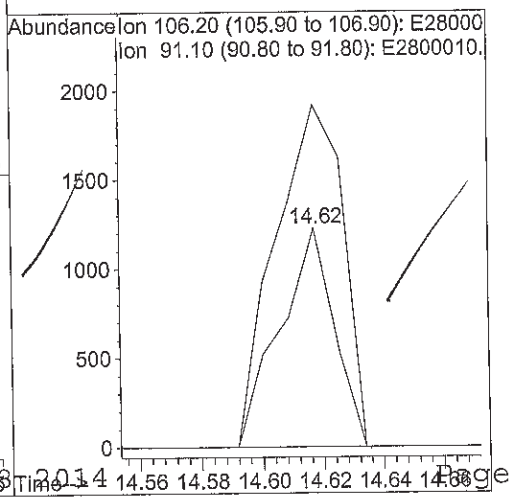

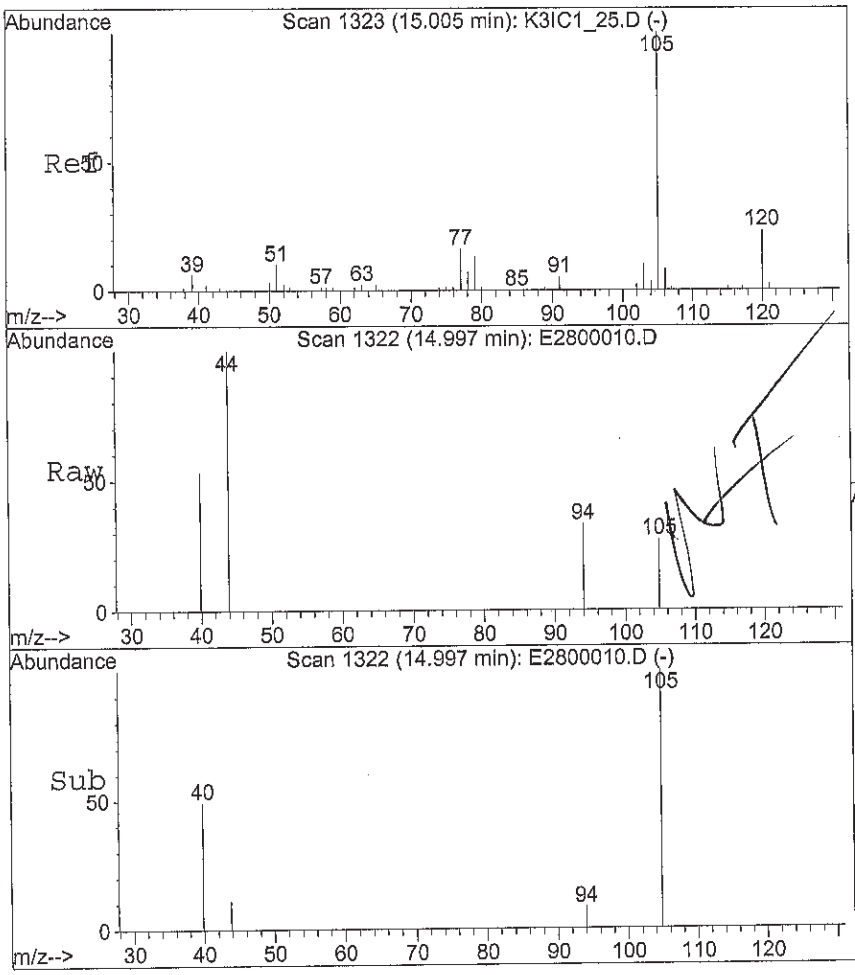

#56
Isopropylbenzene
Concen: 0.03 ug/L
RT: 15.00 min Scan# 1322
Delta R.T. -0.01 min
Lab File: E2800010.D
Acq: 28 May 2014 1:14 pm

Tgt Ion:105 Resp: 648

Ion	Ratio	Lower	Upper
105	100		
120	0.0	19.3	28.9#
77	0.0	13.1	19.7#

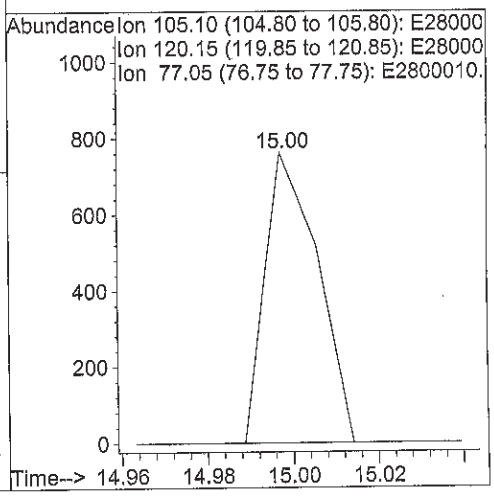

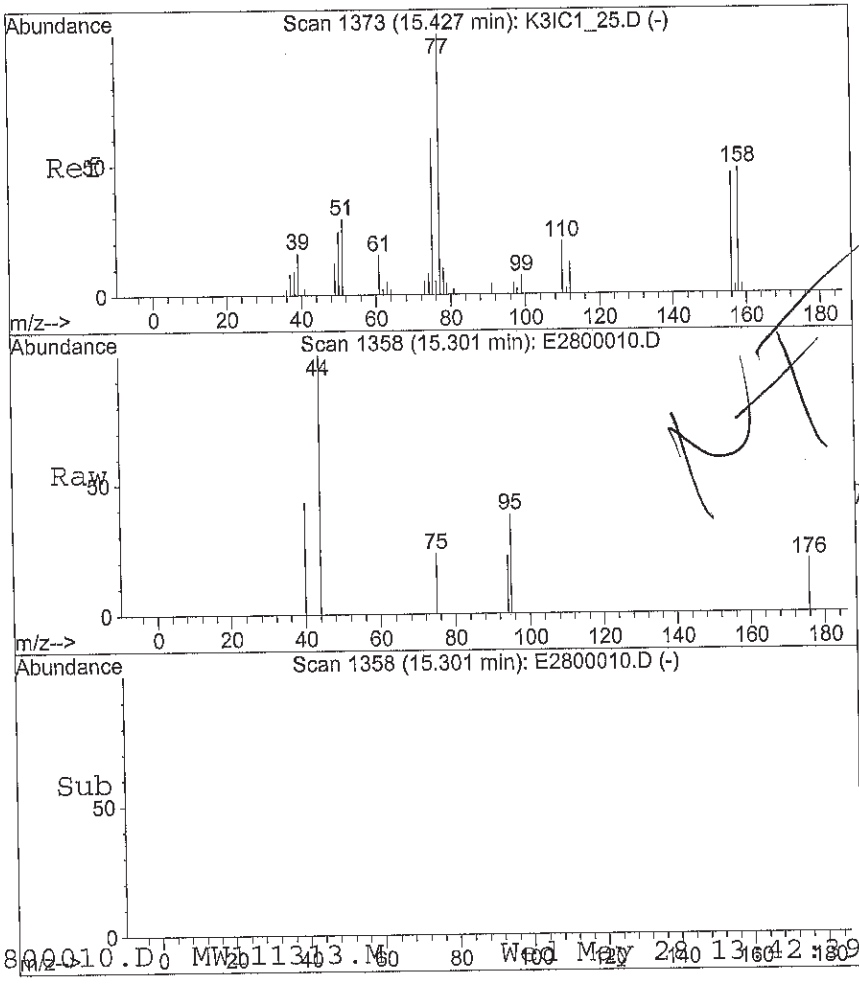

#57
1,2,3-Trichloropropane
Concen: 0.06 ug/L
RT: 15.30 min Scan# 1358
Delta R.T. -0.13 min
Lab File: E2800010.D
Acq: 28 May 2014 1:14 pm

Tgt Ion: 75 Resp: 308

Ion	Ratio	Lower	Upper
75	100		
77	0.0	31.2	46.8#

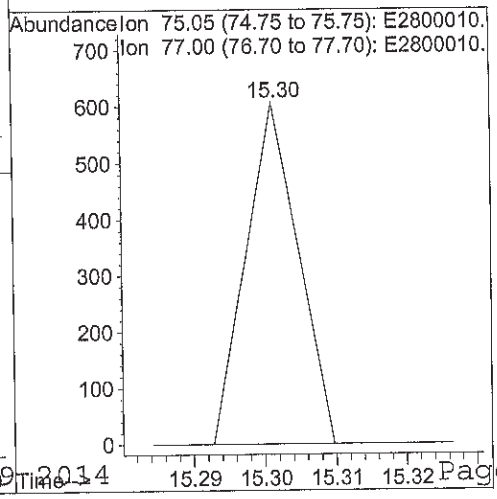

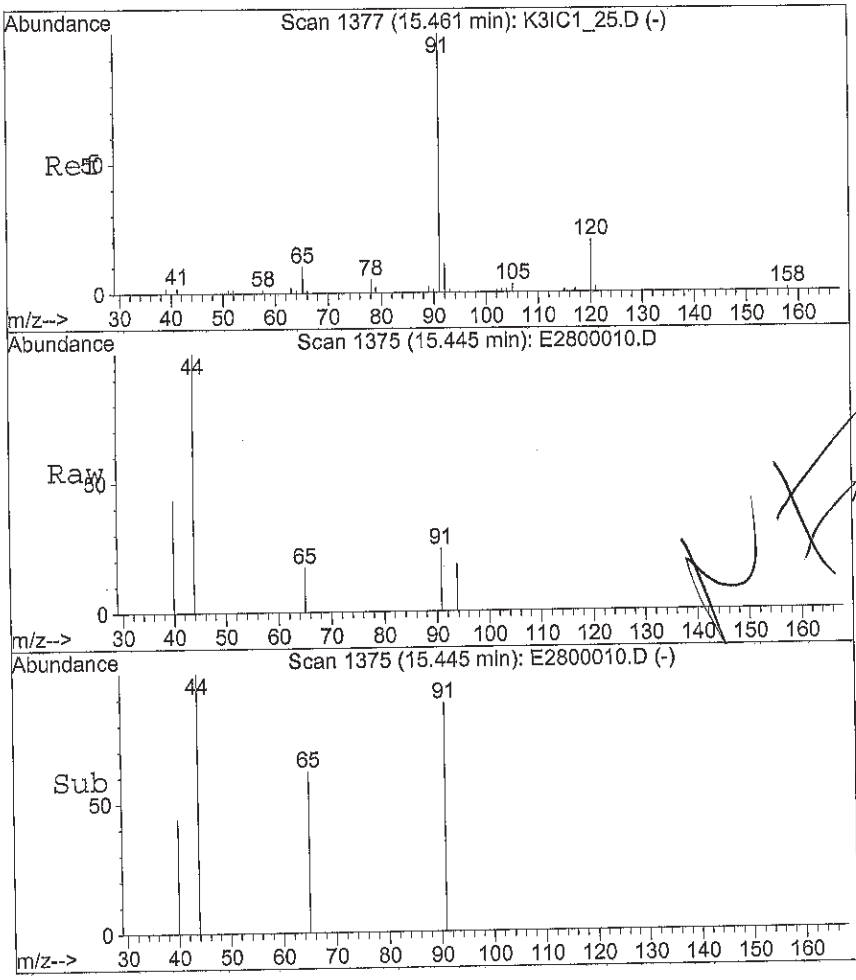

#62
n-Propylbenzene
Concen: 0.04 ug/L
RT: 15.44 min Scan# 1375
Delta R.T. -0.02 min
Lab File: E2800010.D
Acq: 28 May 2014 1:14 pm

Tgt Ion: 91 Resp: 1030

Ion	Ratio	Lower	Upper
91	100		
120	0.0	16.1	24.1#

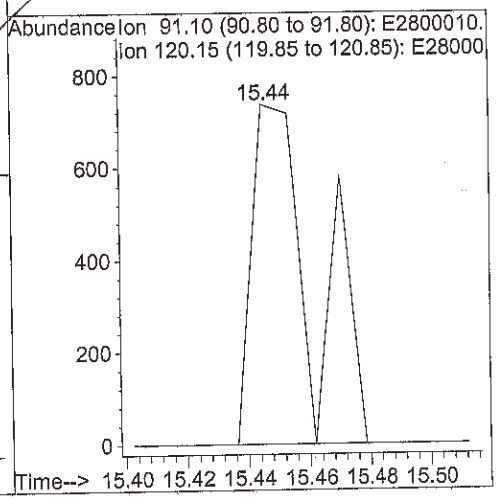

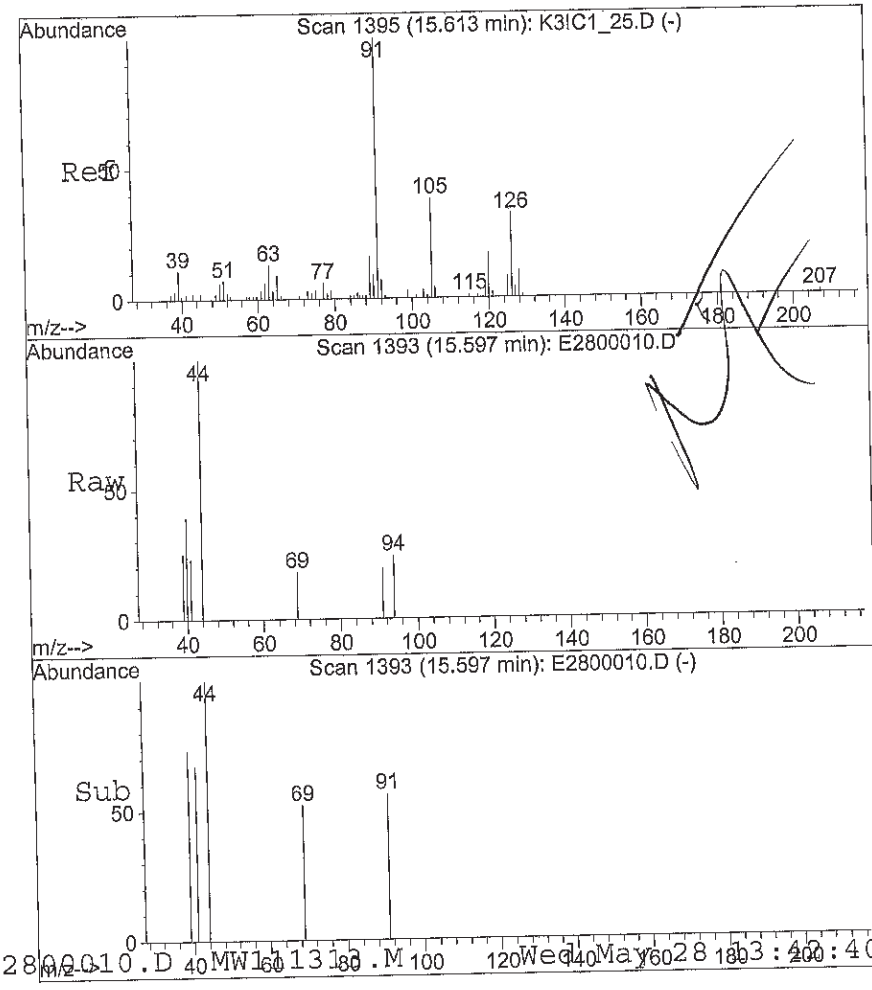

#63
2-Chlorotoluene
Concen: 0.02 ug/L
RT: 15.60 min Scan# 1393
Delta R.T. -0.02 min
Lab File: E2800010.D
Acq: 28 May 2014 1:14 pm

Tgt Ion: 91 Resp: 303

Ion	Ratio	Lower	Upper
91	100		
126	0.0	24.0	36.0#

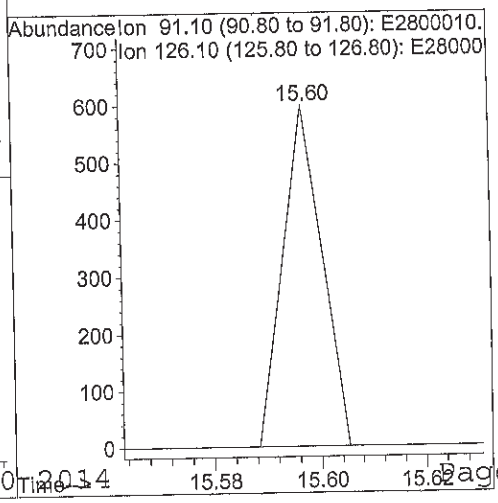

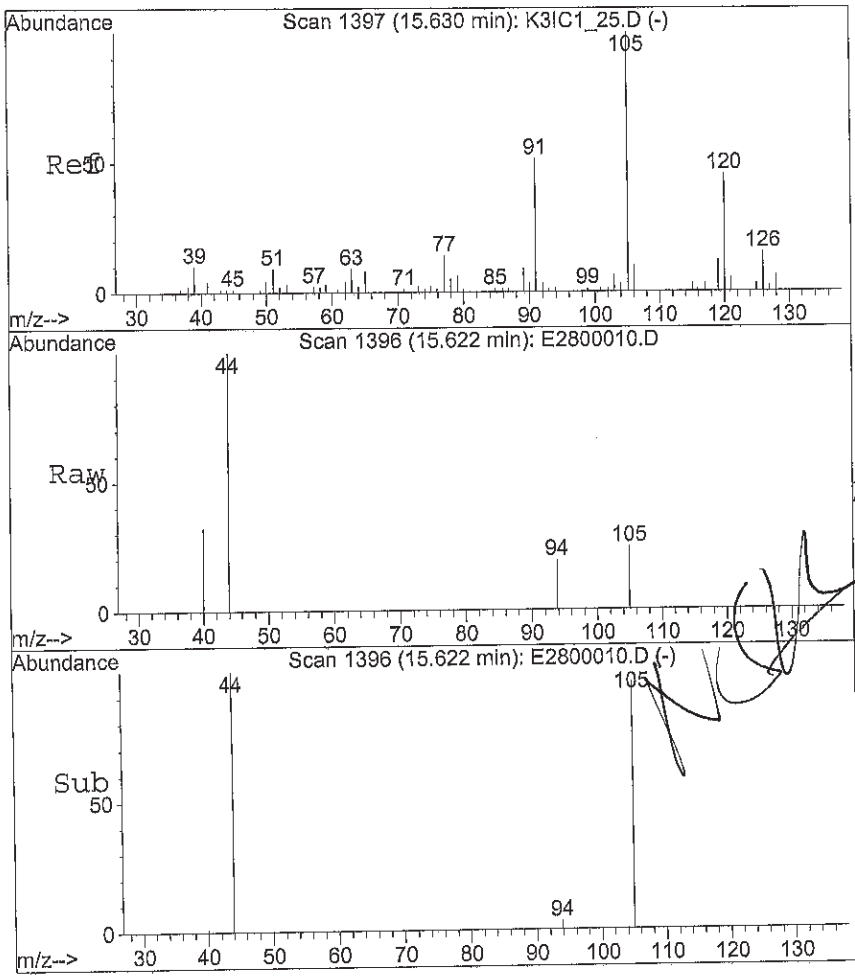

#64
1,3,5-Trimethylbenzene
Concen: 0.06 ug/L
RT: 15.62 min Scan# 1396
Delta R.T. -0.01 min
Lab File: E2800010.D
Acq: 28 May 2014 1:14 pm

Tgt Ion:105 Resp: 1083

Ion	Ratio	Lower	Upper
105	100		
120	0.0	36.4	54.6#

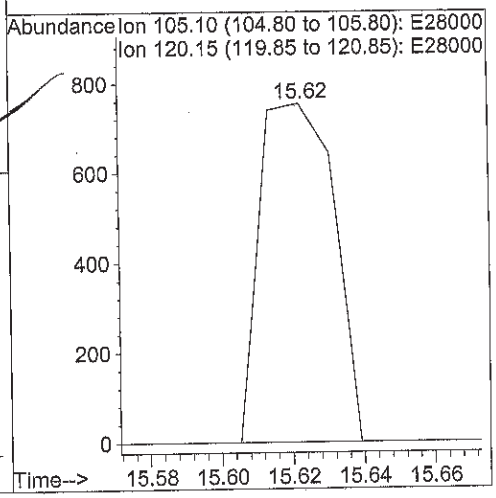

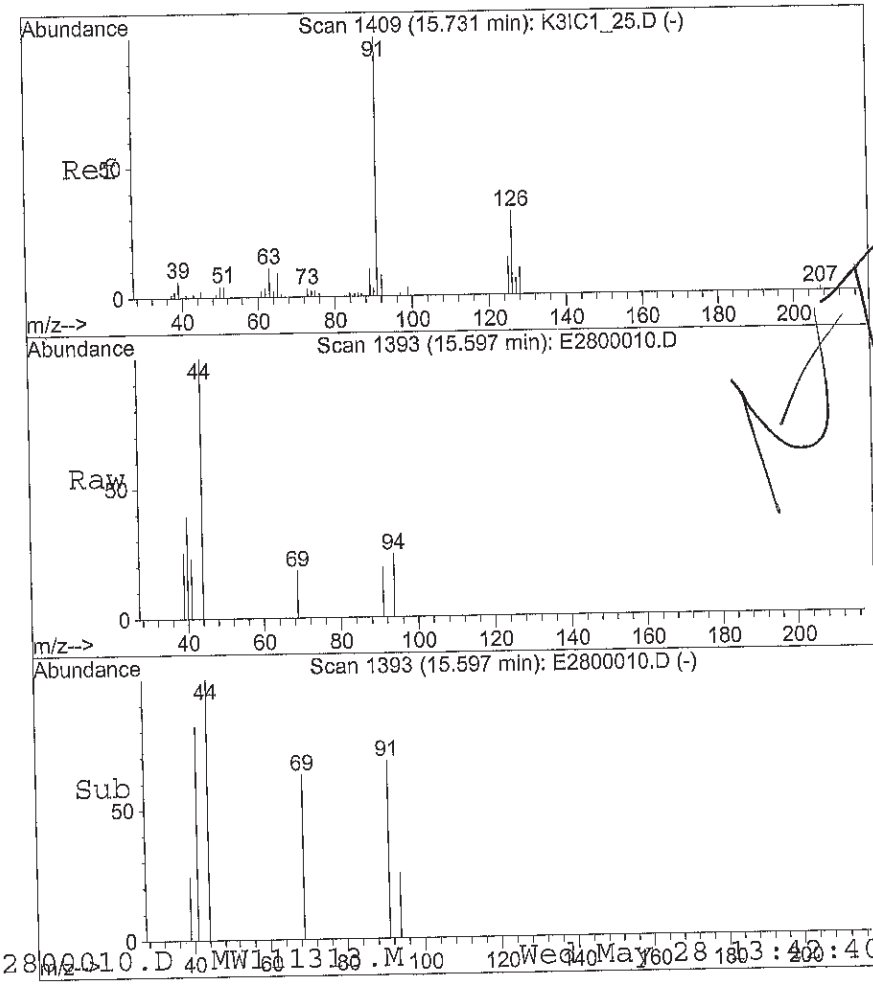

#65
4-Chlorotoluene
Concen: 0.02 ug/L
RT: 15.60 min Scan# 1393
Delta R.T. -0.13 min
Lab File: E2800010.D
Acq: 28 May 2014 1:14 pm

Tgt Ion: 91 Resp: 303

Ion	Ratio	Lower	Upper
91	100		
126	0.0	24.6	36.8#

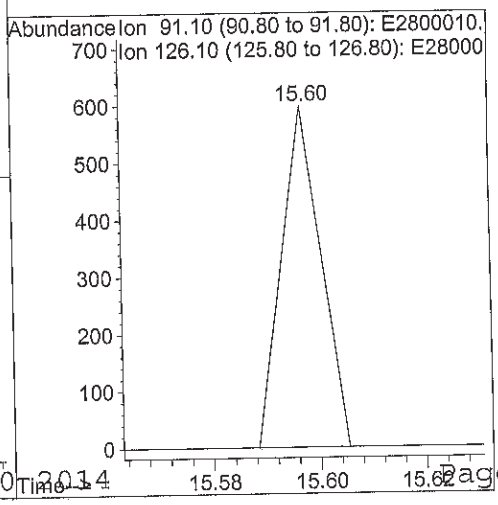

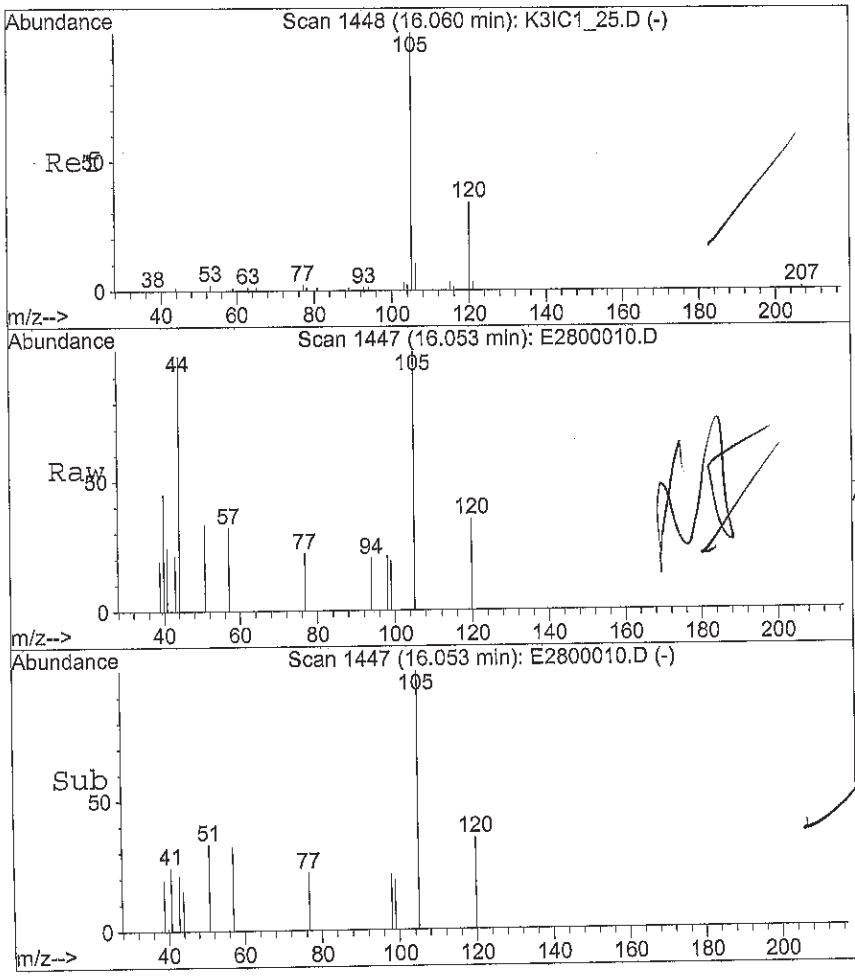

#67
1,2,4-Trimethylbenzene
Concen: 0.21 ug/L
RT: 16.05 min Scan# 1447
Delta R.T. -0.01 min
Lab File: E2800010.D
Acq: 28 May 2014 1:14 pm

Tgt Ion:105 Resp: 3979

Ion	Ratio	Lower	Upper
105	100		
120	23.8	33.8	50.8#

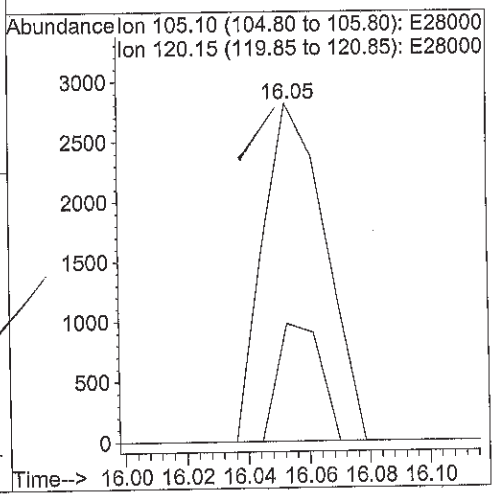

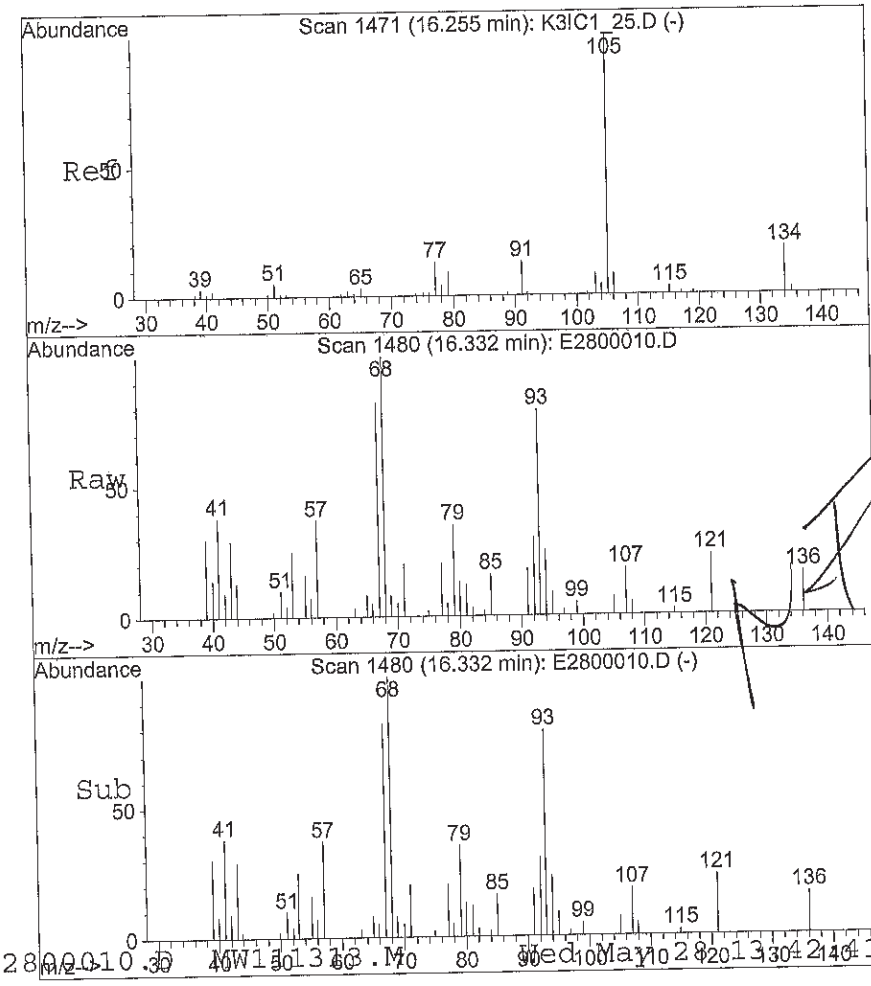

#68
sec-Butylbenzene
Concen: 0.08 ug/L
RT: 16.33 min Scan# 1480
Delta R.T. 0.08 min
Lab File: E2800010.D
Acq: 28 May 2014 1:14 pm

Tgt Ion:105 Resp: 1984

Ion	Ratio	Lower	Upper
105	100		
134	0.0	13.0	19.6#

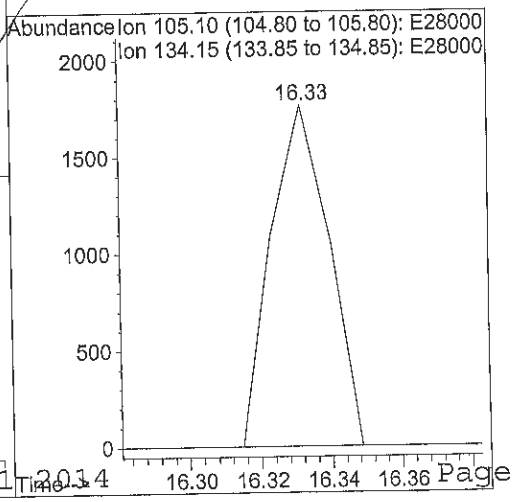

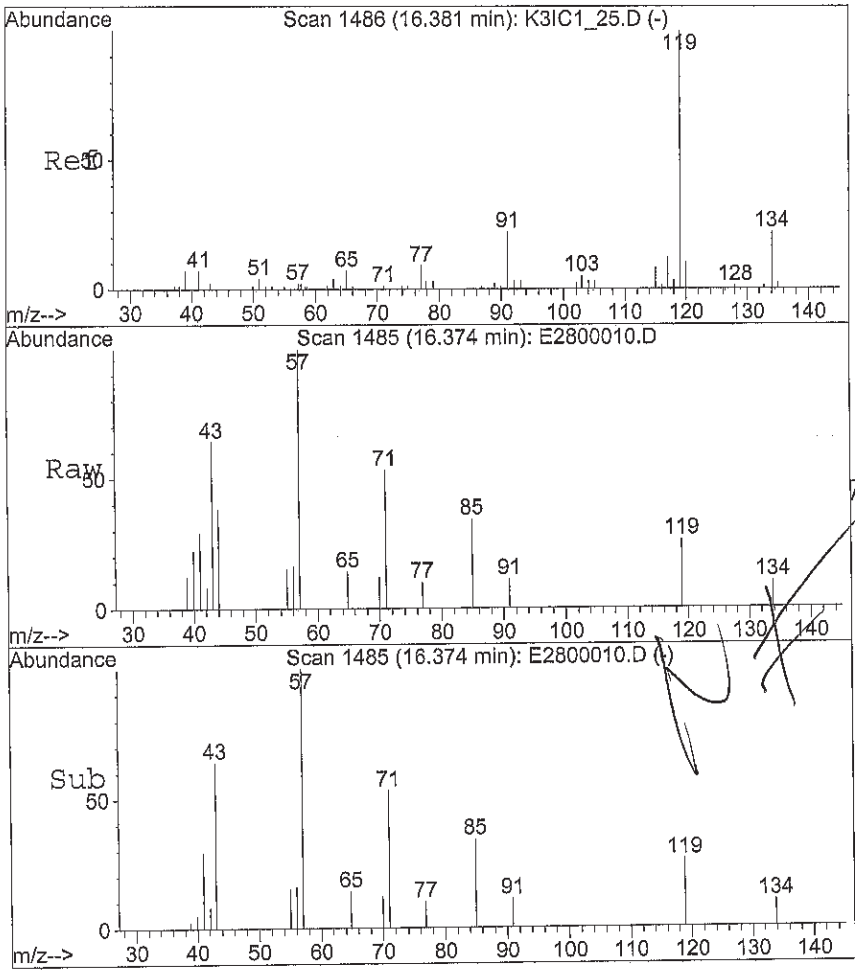

#69
p-Isopropyltoluene
Concen: 0.13 ug/L
RT: 16.37 min Scan# 1485
Delta R.T. -0.01 min
Lab File: E2800010.D
Acq: 28 May 2014 1:14 pm

Tgt Ion:119 Resp: 2595

Ion	Ratio	Lower	Upper
119	100		
134	0.0	17.4	26.2#
91	23.8	19.6	29.4

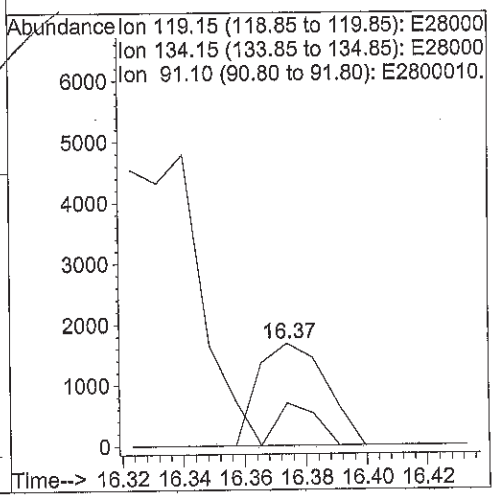

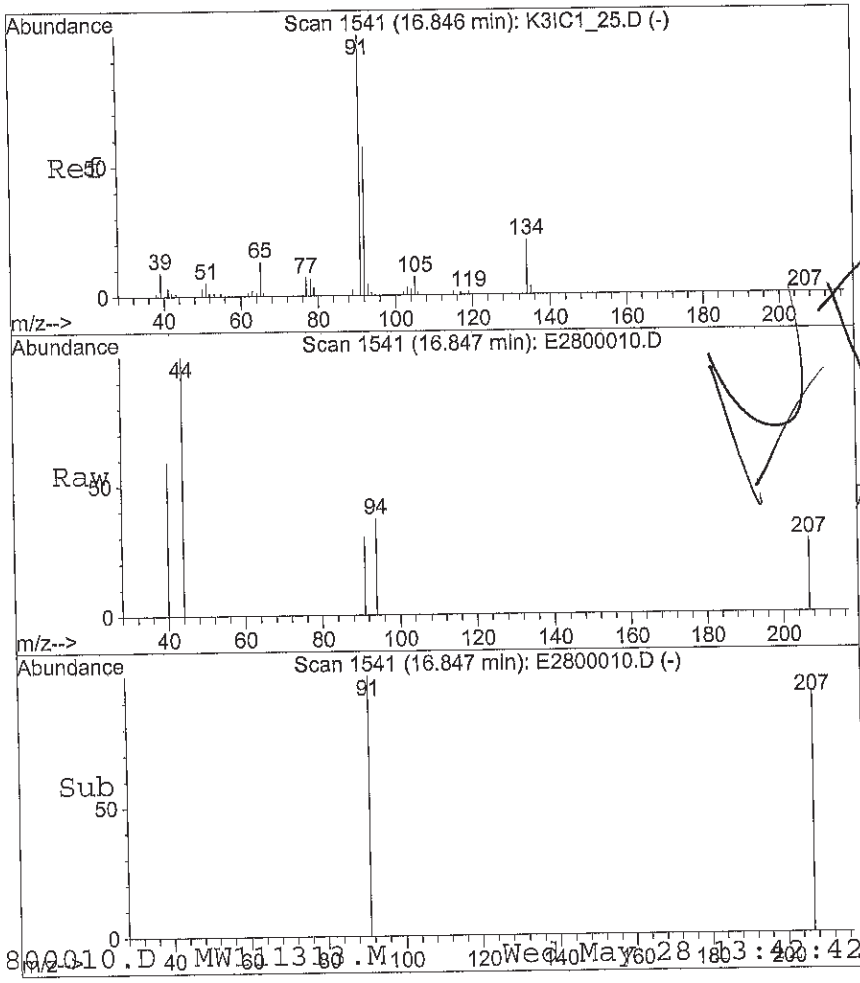

#72
n-Butylbenzene
Concen: 0.03 ug/L
RT: 16.85 min Scan# 1541
Delta R.T. 0.00 min
Lab File: E2800010.D
Acq: 28 May 2014 1:14 pm

Tgt Ion: 91 Resp: 670

Ion	Ratio	Lower	Upper
91	100		
92	0.0	47.0	70.4#
134	0.0	18.1	27.1#

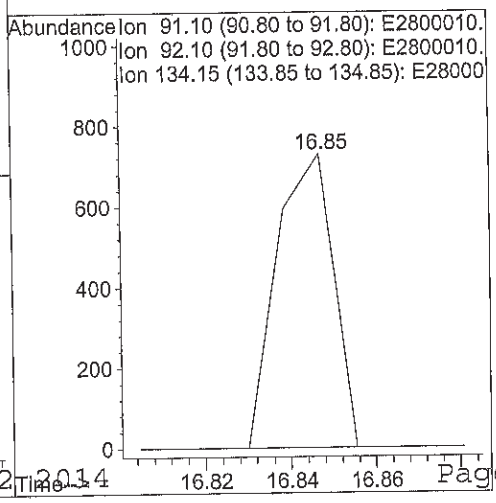

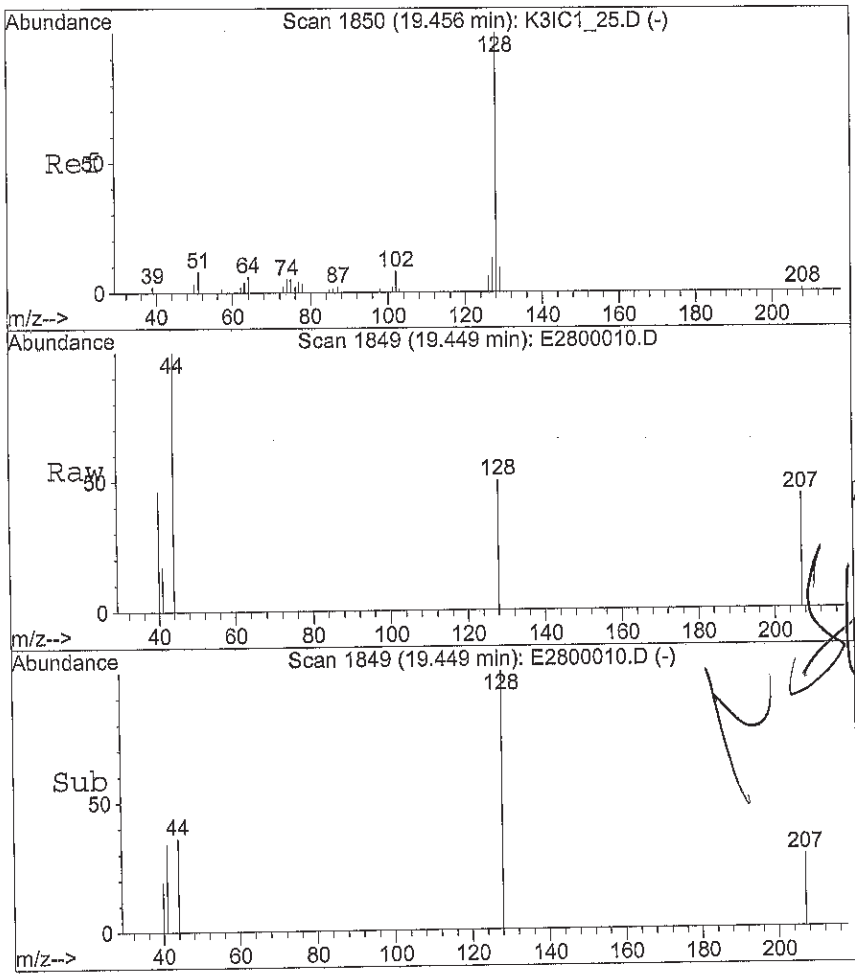

#77
Naphthalene
Concen: 0.12 ug/L
RT: 19.45 min Scan# 1849
Delta R.T. -0.01 min
Lab File: E2800010.D
Acq: 28 May 2014 1:14 pm

Tgt Ion:128 Resp: 1678

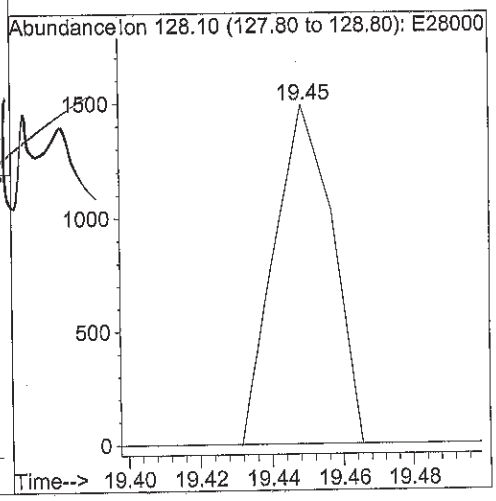

Quantitation Report (Not Reviewed)

Data File : C:\HPCHEM\1\DATA\052814L3\E2800010.D Vial: 1
Acq On : 28 May 2014 1:14 pm Operator: DN
Sample : 3E42801-09 Inst : GC/MS Ins
Misc : 100cc SVL-510-SA5D-SV-7.5-8.5 Multiplr: 10.00
MS Integration Params: rteint.p
Quant Time: May 28 13:45 19114 Quant Results File: SS072713.RES

Quant Method : C:\HPCHEM\1\METHODS\SS072713.M (RTE Integrator)
Title : 8260B GC/MS #3 ICAL SSSF 07/27/13 DN
Last Update : Mon Nov 18 10:31:39 2013
Response via : Initial Calibration
DataAcq Meth : MW111313

Internal Standards	R.T.	QIon	Response	Conc	Units	Dev(Min)
1) Fluorobenzene (IS)	10.28	96	1758241	12.50	ug/L	-0.03
7) Chlorobenzene-d5 (IS)	13.92	117	1350650	12.50	ug/L	-0.01
10) 1,4-Dichlorobenzene-d4 (IS	16.51	152	724286	12.50	ug/L	0.00
System Monitoring Compounds						
2) Dibromofluoromethane (SU1)	9.42	113	477796	10.45	ug/L	-0.01
Spiked Amount 12.500	Range 75 - 125		Recovery = 83.60%			
3) Chloroform-d (SU6)	9.18	84	725914	11.06	ug/L	-0.01
Spiked Amount 12.500	Range 70 - 140		Recovery = 88.48%			
4) Methylene Chloride-d2 (SU5	7.07	86	414130	10.80	ug/L	-0.01
Spiked Amount 12.500	Range 70 - 140		Recovery = 86.40%			
5) 1,2-Dichloroethane-d4 (SU2	9.90	65	457547	14.64	ug/L	0.00
Spiked Amount 12.500	Range 75 - 125		Recovery = 117.12%			
6) Benzene-d6 (SU7)	9.92	84	1433329	10.39	ug/L	-0.03
Spiked Amount 12.500	Range 70 - 140		Recovery = 83.12%			
8) Toluene-d8 (SU3)	12.20	98	1500571	11.71	ug/L	-0.02
Spiked Amount 12.500	Range 75 - 125		Recovery = 93.68%			
9) 4-Bromofluorobenzene (SU4)	15.22	95	730869	13.82	ug/L	-0.01
Spiked Amount 12.500	Range 75 - 125		Recovery = 110.56%			

Target Compounds Qvalue

(#) = qualifier out of range (m) = manual integration

Quantitation Report

Data File : C:\HPCHEM\1\DATA\052814L3\E2800010.D
Acq On : 28 May 2014 1:14 pm
Sample : 3E42801-09
Misc : 100cc SVL-510-SA5D-SV-7.5-8.5
MS Integration Params: rteint.p
Quant Time: May 28 13:45 19114

Vial: 1
Operator: DN
Inst : GC/MS Ins
Multiplr: 10.00

Quant Results File: SS072713.RES

Method : C:\HPCHEM\1\METHODS\SS072713.M (RTE Integrator)
Title : 8260B GC/MS #3 ICAL SSSF 07/27/13 DN
Last Update : Mon Nov 18 10:31:39 2013
Response via : Initial Calibration



Quantitation Report (Not Reviewed)

Data File : C:\HPCHEM\1\DATA\052814L3\E2800011.D Vial: 2
Acq On : 28 May 2014 1:50 pm Operator: DN
Sample : 3E42801-10 Inst : GC/MS Ins
Misc : 100cc SVL-544-SA5D-SV-4.5-5.5 Multiplr: 10.00
MS Integration Params: rteint.p
Quant Time: May 28 14:11 19114 Quant Results File: MW111313.RES

Quant Method : C:\HPCHEM\1\METHODS\MW111313.M (RTE Integrator)
Title : 8260B GC/MS #3 ICAL 11/13/13 DN
Last Update : Wed Nov 13 19:38:32 2013
Response via : Initial Calibration
DataAcq Meth : MW111313

AF

Internal Standards	R.T.	QIon	Response	Conc	Units	Dev(Min)
1) Fluorobenzene (IS)	10.28	96	1619122	12.50	ug/L	0.00
38) Chlorobenzene-d5 (IS)	13.92	117	1276085	12.50	ug/L	0.00
59) 1,4-Dichlorobenzene-d4 (IS	16.50	152	681965	12.50	ug/L	0.00
System Monitoring Compounds						
2) Dibromofluoromethane (SU1)	9.42	113	460228	11.40	ug/L	0.00
Spiked Amount 12.500	Range 75 - 125		Recovery = 91.20%			
28) 1,2-Dichloroethane-d4 (SU2	9.89	65	447728	11.66	ug/L	0.00
Spiked Amount 12.500	Range 75 - 125		Recovery = 93.28%			
39) Toluene-d8 (SU3)	12.20	98	1424769	11.97	ug/L	0.00
Spiked Amount 12.500	Range 75 - 125		Recovery = 95.76%			
58) 4-Bromofluorobenzene (SU4)	15.22	95	701649	13.44	ug/L	0.00
Spiked Amount 12.500	Range 75 - 125		Recovery = 107.52%			
Target Compounds						Qvalue
4) Chloromethane	4.40	50	4606	0.48	~~ug/L~~ #	41
6) Bromomethane	5.06	96	7305	2.32	~~ug/L~~ #	1
7) Chloroethane	5.07	64	1204	1.58	~~ug/L~~	87
9) (F113) 1,1,2-Trichloro-tri	6.35	151	1201	0.38	ug/L	86
10) 1,1-Dichloroethene	6.33	96	280	0.07	~~ug/L~~ #	1
11) Acetone	6.47	58	2346	180.01	~~ug/L~~ #	1
12) (IPA) Leak Check Compound	6.47	45	216673	1113.65	~~ug/L~~ #	83
13) Carbon disulfide	6.84	76	10529	0.78	~~ug/L~~	99
14) Methylene Chloride	7.06	84	6857	1.54	~~ug/L~~ #	1
15) (TBA) tert-Butanol	6.88	59	2446	8.86	~~ug/L~~ #	77
24) Chloroform	9.20	83	1832	0.22	~~ug/L~~ #	18
25) (ETBE) 2-ethoxy 2-methyl p	8.33	59	554	0.05	~~ug/L~~ #	44
29) 1,1-Dichloropropene	9.93	75	310	0.05	~~ug/L~~ #	1
31) Benzene	9.98	78	8467	0.56	~~ug/L~~ #	77
32) 1,2-Dichloroethane	9.92	62	6108	1.13	~~ug/L~~ #	1
40) (MIBK) 4-Methyl-2-Pentanon	12.19	43	7870	3.09	~~ug/L~~ #	100
41) Toluene	12.29	91	60653	3.49	ug/L	95
42) trans-1,3-Dichloropropene	12.51	75	275	0.05	~~ug/L~~ #	36
46) 2-Hexanone	12.91	43	894	0.32	~~ug/L~~ #	37
51) Ethylbenzene	14.02	91	18307	0.93	ug/L	95
52) m,p-Xylenes	14.14	106	18414	2.62	ug/L	87
53) o-Xylene	14.61	106	10065	1.45	ug/L	99

(#) = qualifier out of range (m) = manual integration

Data File : C:\HPCHEM\1\DATA\052814L3\E2800011.D Vial: 2
Acq On : 28 May 2014 1:50 pm Operator: DN
Sample : 3E42801-10 Inst : GC/MS Ins
Misc : 100cc SVL-544-SA5D-SV-4.5-5.5 Multiplr: 10.00
MS Integration Params: rteint.p
Quant Time: May 28 14:11 19114 Quant Results File: MW111313.RES

Quant Method : C:\HPCHEM\1\METHODS\MW111313.M (RTE Integrator)
Title : 8260B GC/MS #3 ICAL 11/13/13 DN
Last Update : Wed Nov 13 19:38:32 2013
Response via : Initial Calibration
DataAcq Meth : MW111313

Compound	R.T.	QIon	Response	Conc Unit	Qvalue
54) Styrene	14.62	104	2047	-0.67 ~~ug/L~~ #	5
56) Isopropylbenzene	15.01	105	602	0.03 ~~ug/L~~ #	44
57) 1,2,3-Trichloropropane	15.34	75	337	0.06 ~~ug/L~~ #	36
62) n-Propylbenzene	15.46	91	1688	0.06 ~~ug/L~~ #	56
63) 2-Chlorotoluene	15.54	91	477	0.03 ~~ug/L~~ #	45
64) 1,3,5-Trimethylbenzene	15.62	105	1411	0.08 ~~ug/L~~ #	31
65) 4-Chlorotoluene	15.54	91	477	0.03 ~~ug/L~~ #	44
66) tert-Butylbenzene	16.07	119	286	0.02 ~~ug/L~~ #	24
67) 1,2,4-Trimethylbenzene	16.05	105	4975	0.28 ug/L 0.0056	89
68) sec-Butylbenzene	16.32	105	1057	0.05 ~~ug/L~~ #	62
69) p-Isopropyltoluene	16.37	119	1376	0.07 ~~ug/L~~ #	74
77) Naphthalene	19.45	128	732	0.05 ~~ug/L~~	100

(#) = qualifier out of range (m) = manual integration

Quantitation Report

Data File : C:\HPCHEM\1\DATA\052814L3\E2800011.D
Acq On : 28 May 2014 1:50 pm
Sample : 3E42801-10
Misc : 100cc SVL-544-SA5D-SV-4.5-5.5
MS Integration Params: rteint.p
Quant Time: May 28 14:11 19114

Vial: 2
Operator: DN
Inst : GC/MS Ins
Multiplr: 10.00

Quant Results File: MW111313.RES

Method : C:\HPCHEM\1\METHODS\MW111313.M (RTE Integrator)
Title : 8260B GC/MS #3 ICAL 11/13/13 DN
Last Update : Wed Nov 13 19:38:32 2013
Response via : Initial Calibration



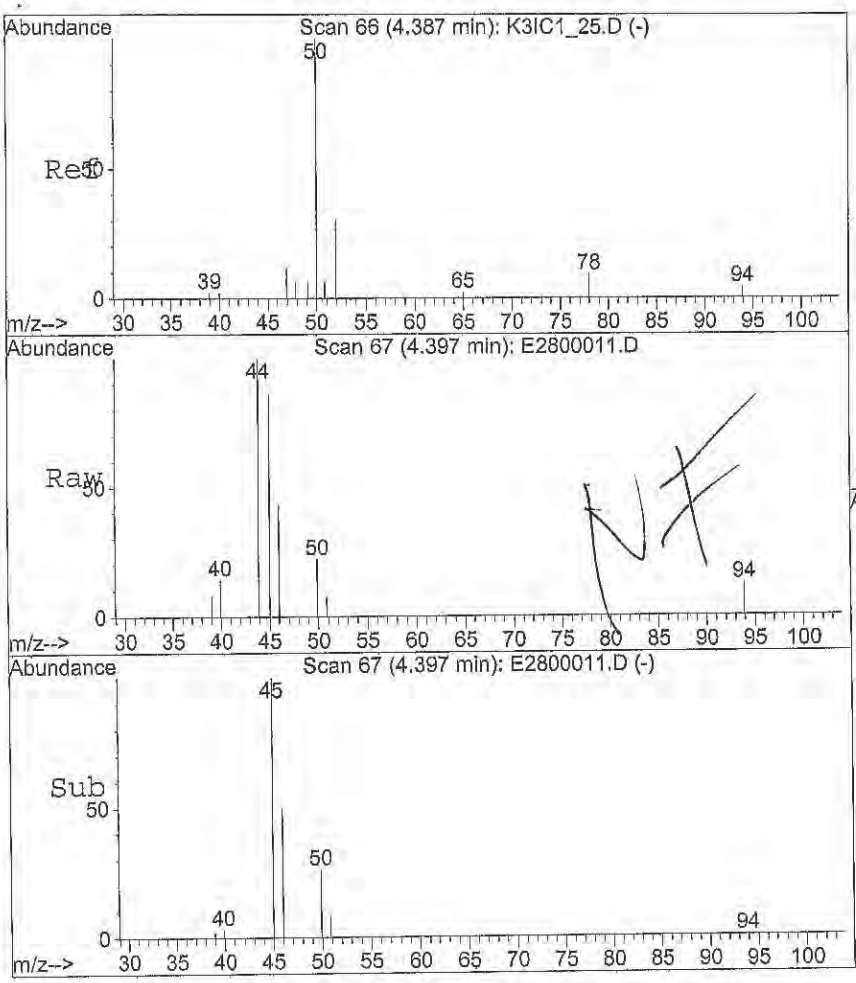

#4
Chloromethane
Concen: 0.48 ug/L
RT: 4.40 min Scan# 67
Delta R.T. 0.01 min
Lab File: E2800011.D
Acq: 28 May 2014 1:50 pm

Tgt Ion: 50 Resp: 4606

Ion	Ratio	Lower	Upper
50	100		
52	0.0	26.9	40.3#

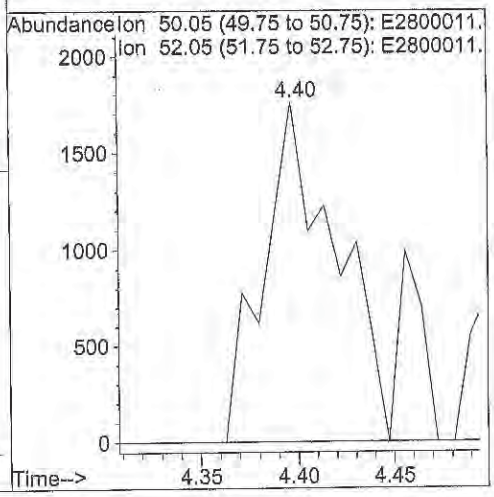

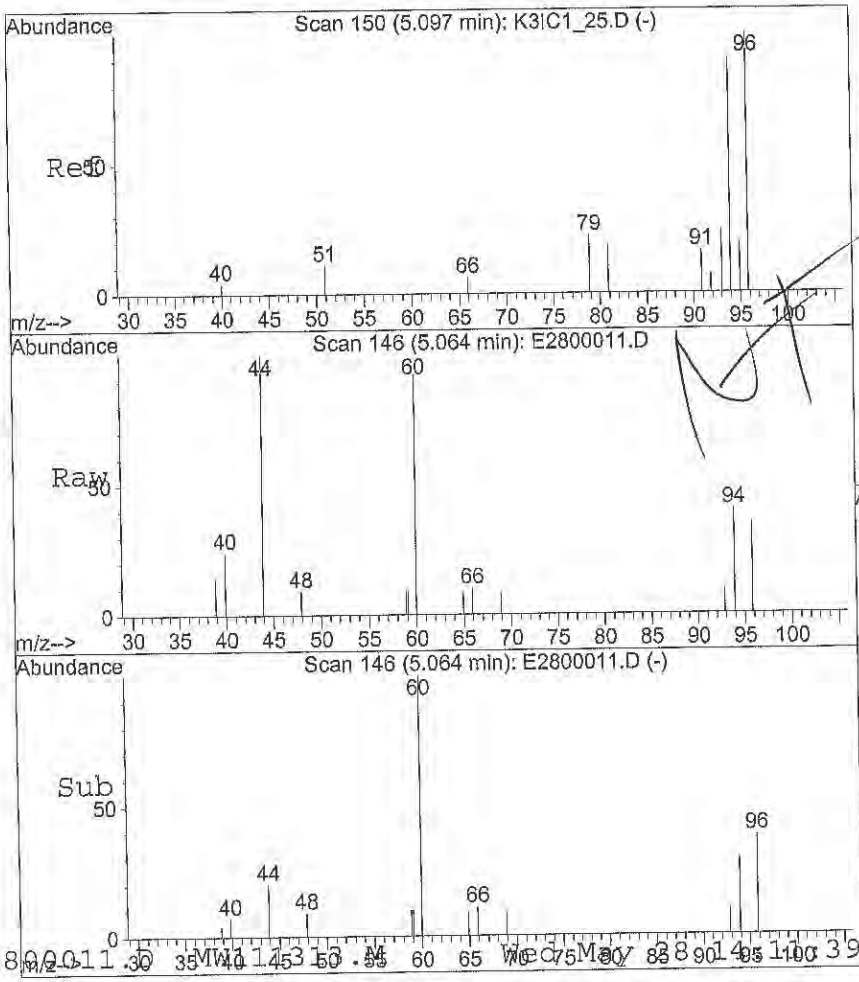

#6
Bromomethane
Concen: 2.32 ug/L
RT: 5.06 min Scan# 146
Delta R.T. -0.03 min
Lab File: E2800011.D
Acq: 28 May 2014 1:50 pm

Tgt Ion: 96 Resp: 7305

Ion	Ratio	Lower	Upper
96	100		
94	273.5	101.0	151.4#

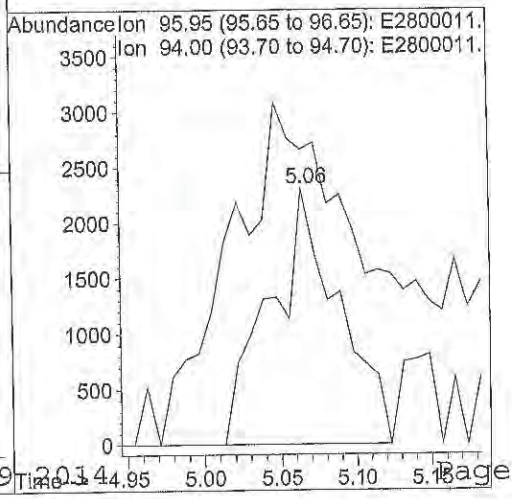

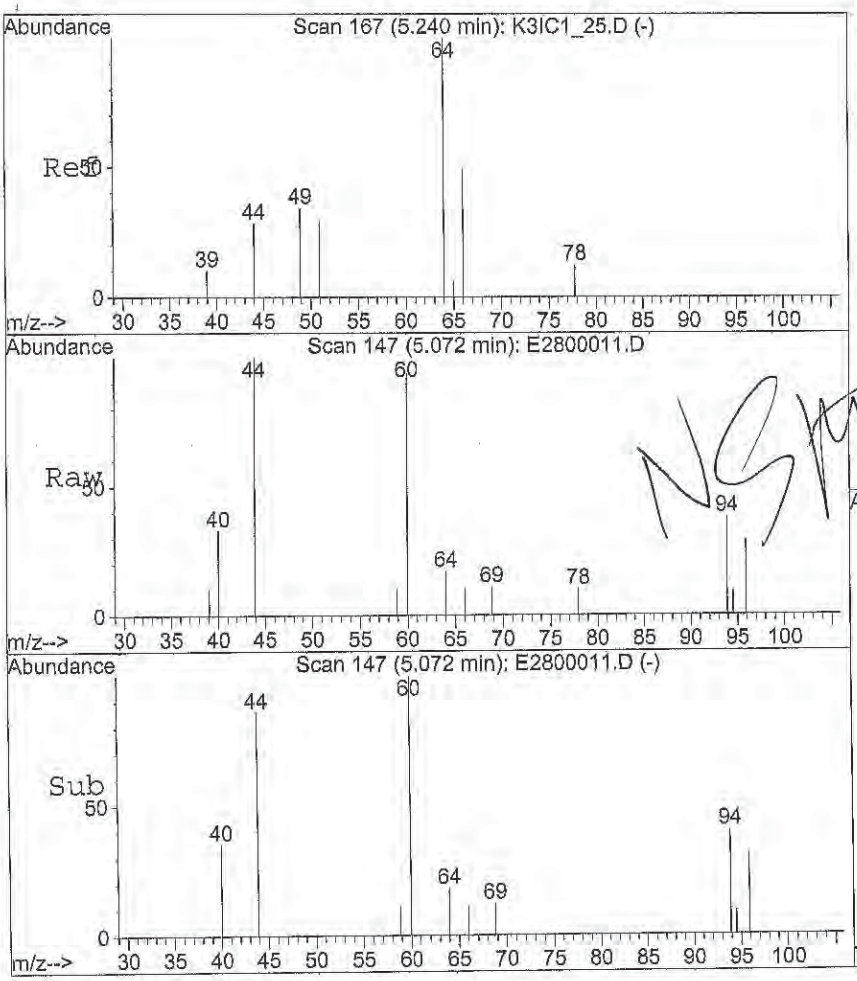

#7
Chloroethane
Concen: 1.58 ug/L
RT: 5.07 min Scan# 147
Delta R.T. -0.17 min
Lab File: E2800011.D
Acq: 28 May 2014 1:50 pm

Tgt Ion: 64 Resp: 1204

Ion	Ratio	Lower	Upper
64	100		
66	52.6	35.4	53.0

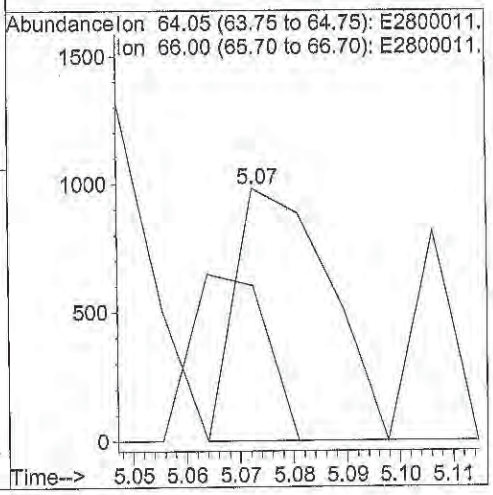

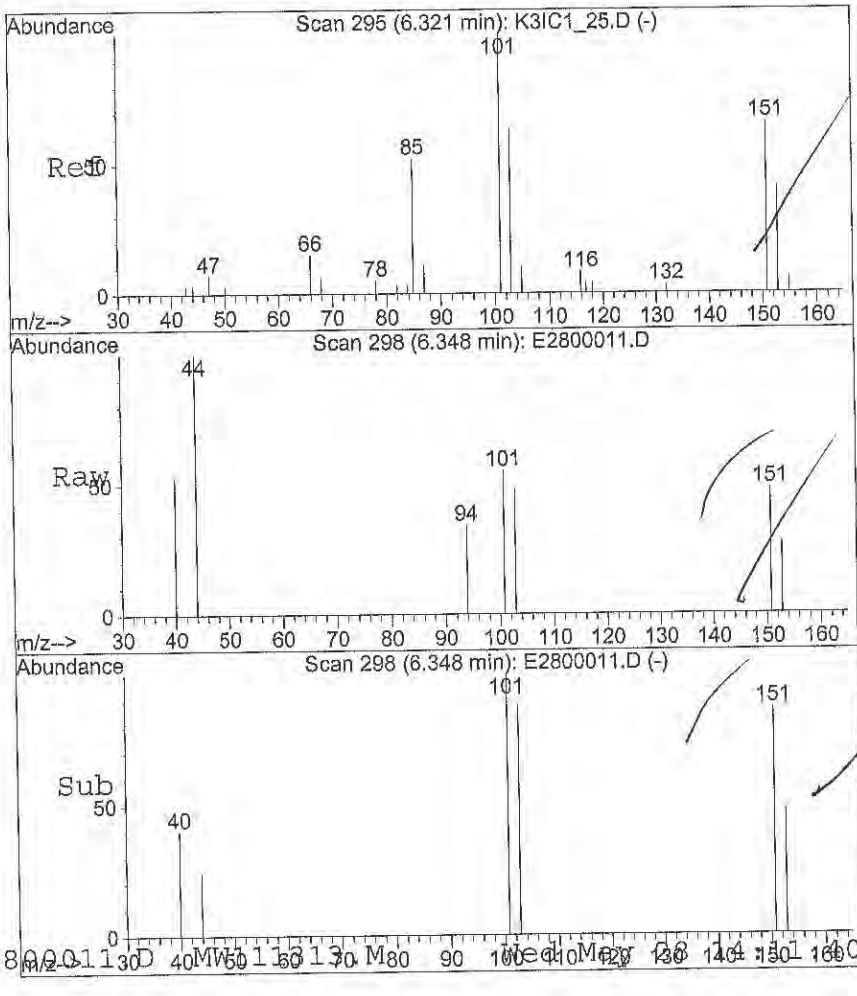

#9
(F113) 1,1,2-Trichloro-trifluor
Concen: 0.38 ug/L
RT: 6.35 min Scan# 298
Delta R.T. 0.03 min
Lab File: E2800011.D
Acq: 28 May 2014 1:50 pm

Tgt Ion:151 Resp: 1201

Ion	Ratio	Lower	Upper
151	100		
153	51.5	49.6	74.4

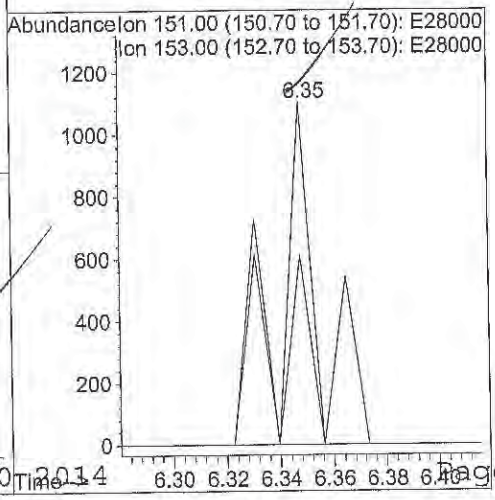

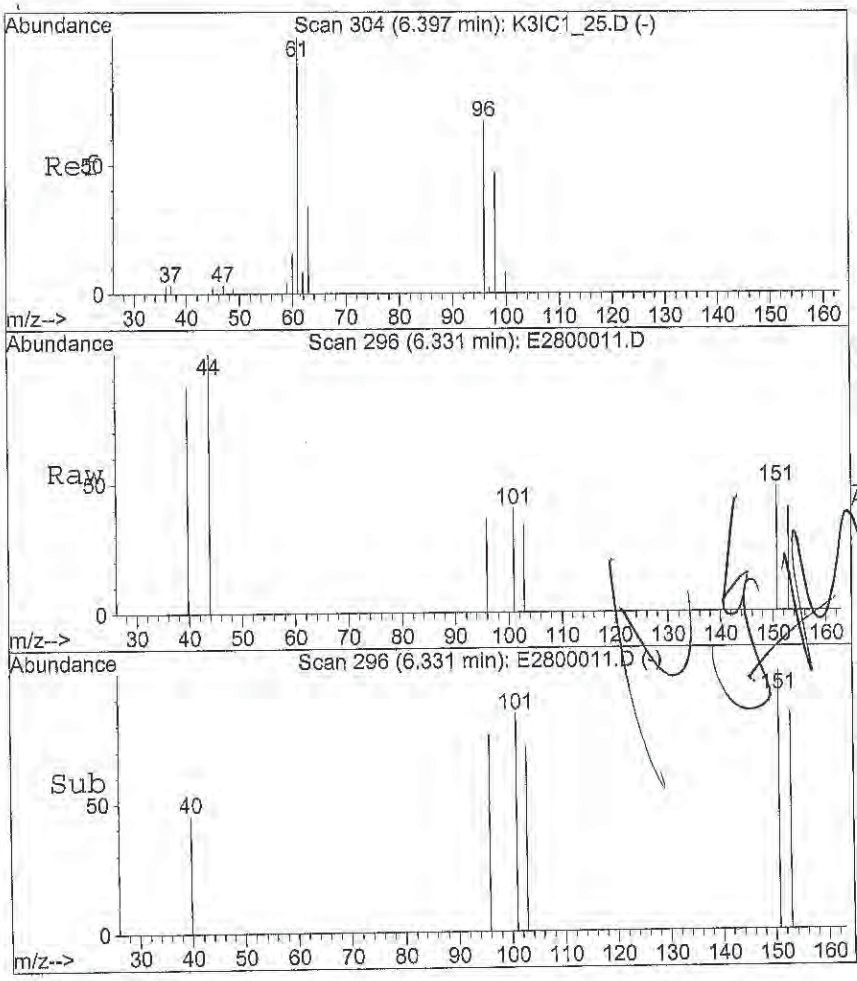

#10
1,1-Dichloroethene
Concen: 0.07 ug/L
RT: 6.33 min Scan# 296
Delta R.T. -0.07 min
Lab File: E2800011.D
Acq: 28 May 2014 1:50 pm

Tgt Ion: 96 Resp: 280

Ion	Ratio	Lower	Upper
96	100		
61	0.0	130.0	195.0#
98	0.0	56.2	84.4#
63	0.0	41.5	62.3#

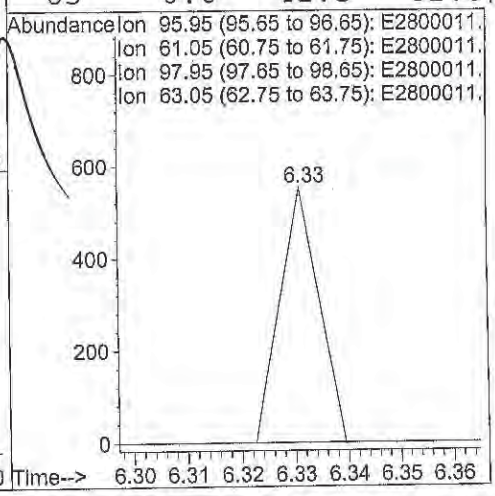

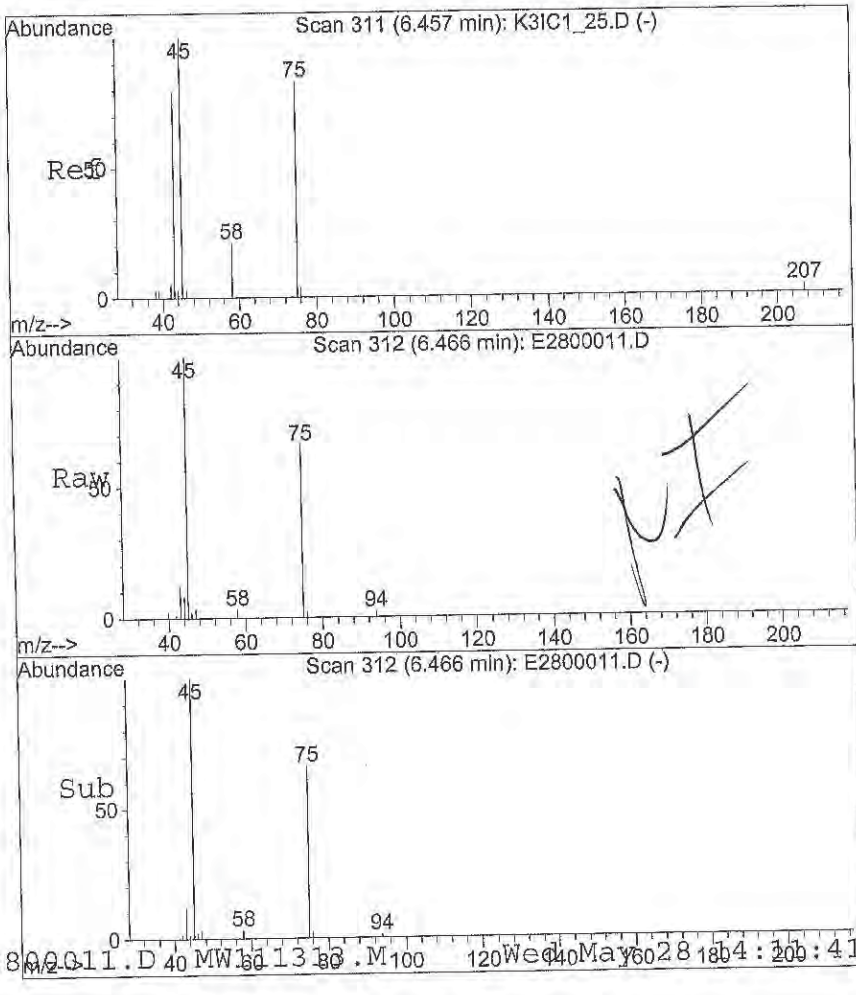

#11
Acetone
Concen: 180.01 ug/L
RT: 6.47 min Scan# 312
Delta R.T. 0.01 min
Lab File: E2800011.D
Acq: 28 May 2014 1:50 pm

Tgt Ion: 58 Resp: 2346

Ion	Ratio	Lower	Upper
58	100		
43	1004.4	360.9	541.3#

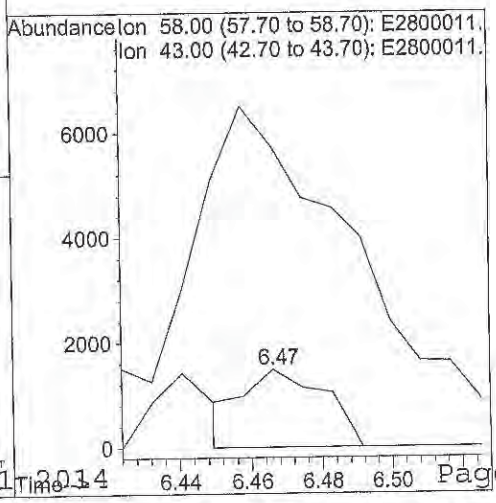

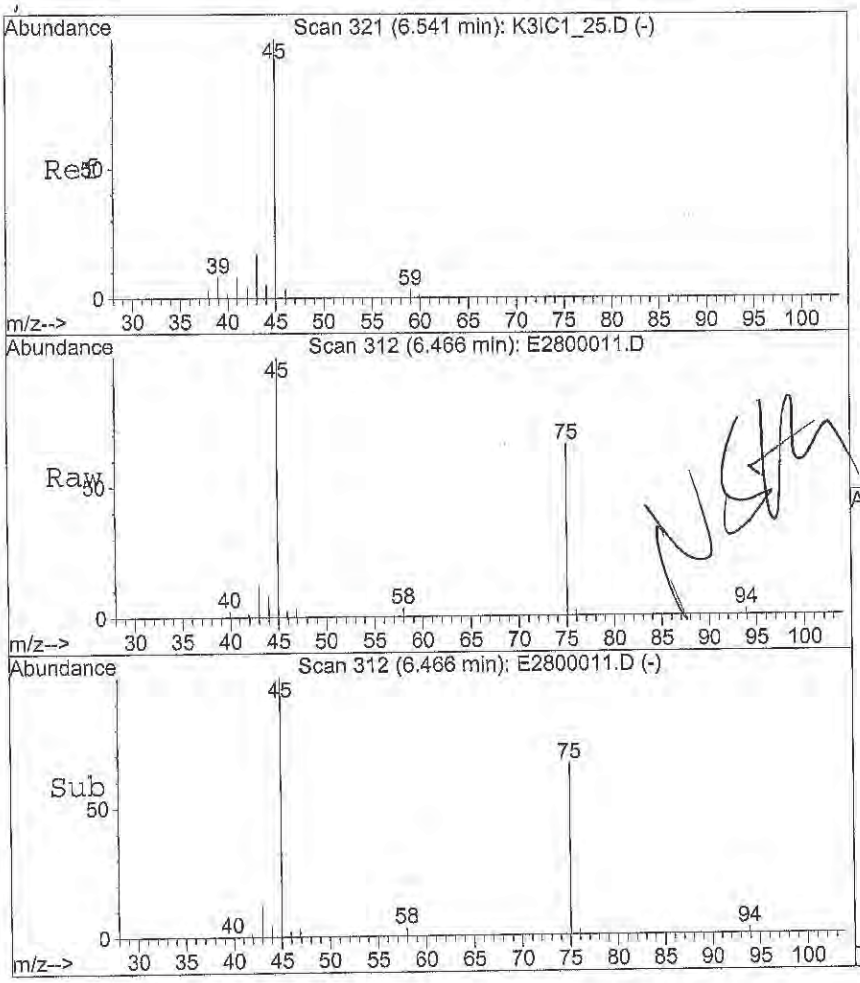

#12
(IPA) Leak Check Compound
Concen: 1113.65 ug/L
RT: 6.47 min Scan# 312
Delta R.T. -0.07 min
Lab File: E2800011.D
Acq: 28 May 2014 1:50 pm

Tgt Ion: 45 Resp: 216673

Ion	Ratio	Lower	Upper
45	100		
39	0.2	4.9	7.3#

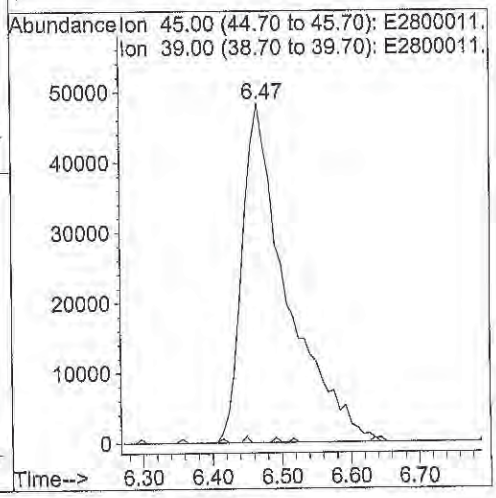



#13
Carbon disulfide
Concen: 0.78 ug/L
RT: 6.84 min Scan# 356
Delta R.T. 0.03 min
Lab File: E2800011.D
Acq: 28 May 2014 1:50 pm

Tgt Ion: 76 Resp: 10529

Ion	Ratio	Lower	Upper
76	100		
78	8.2	7.0	10.4

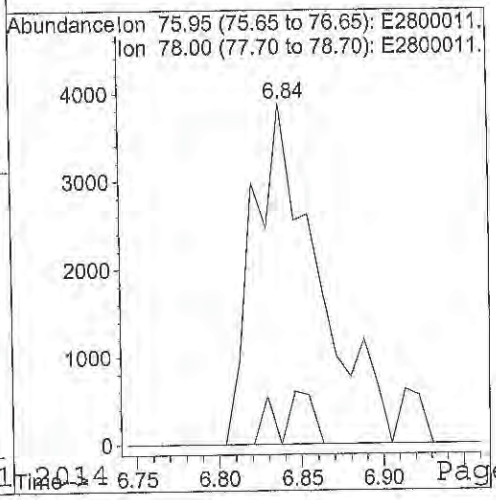

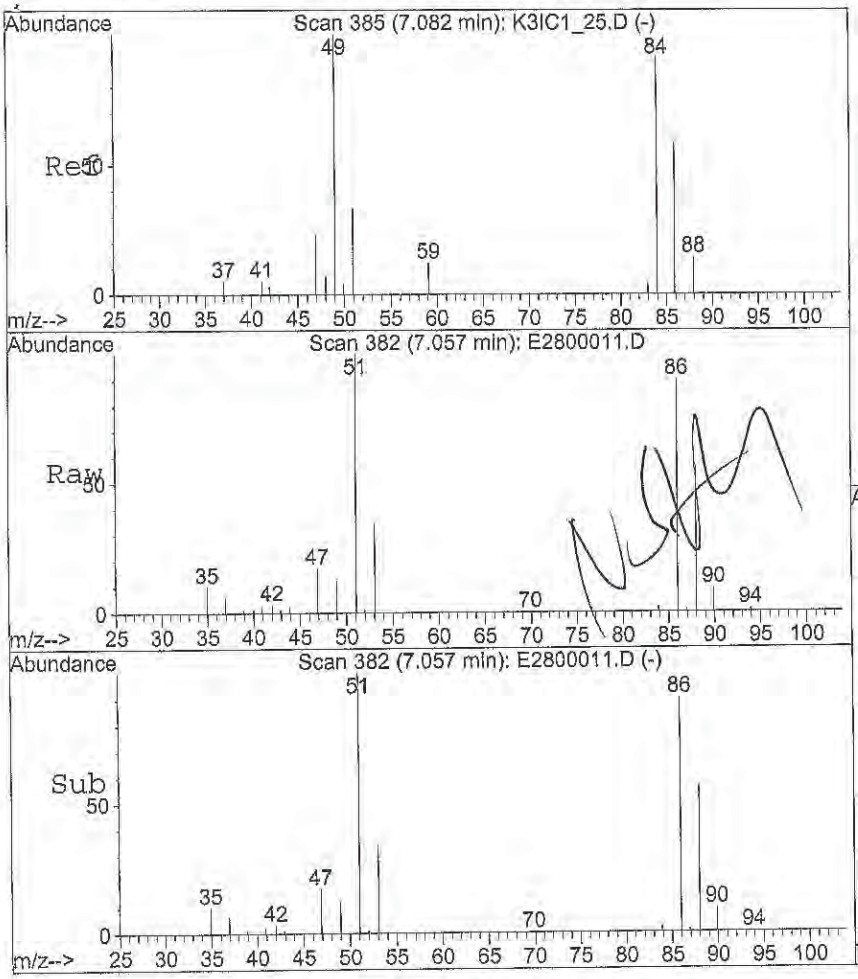

#14
Methylene Chloride
Concen: 1.54 ug/L
RT: 7.06 min Scan# 382
Delta R.T. -0.02 min
Lab File: E2800011.D
Acq: 28 May 2014 1:50 pm

Tgt Ion: 84 Resp: 6857

Ion	Ratio	Lower	Upper
84	100		
49	855.7	89.8	134.6#
86	6168.4	51.1	76.7#
51	7032.8	28.5	42.7#

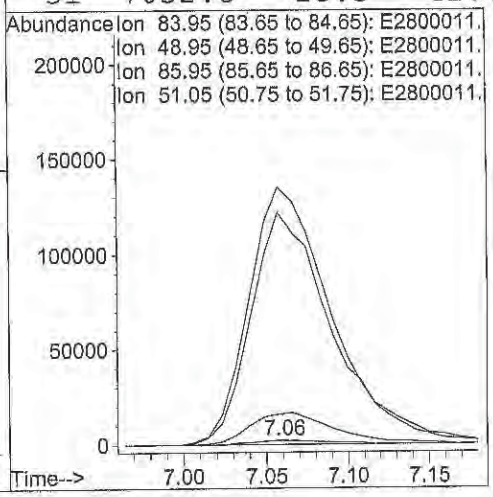

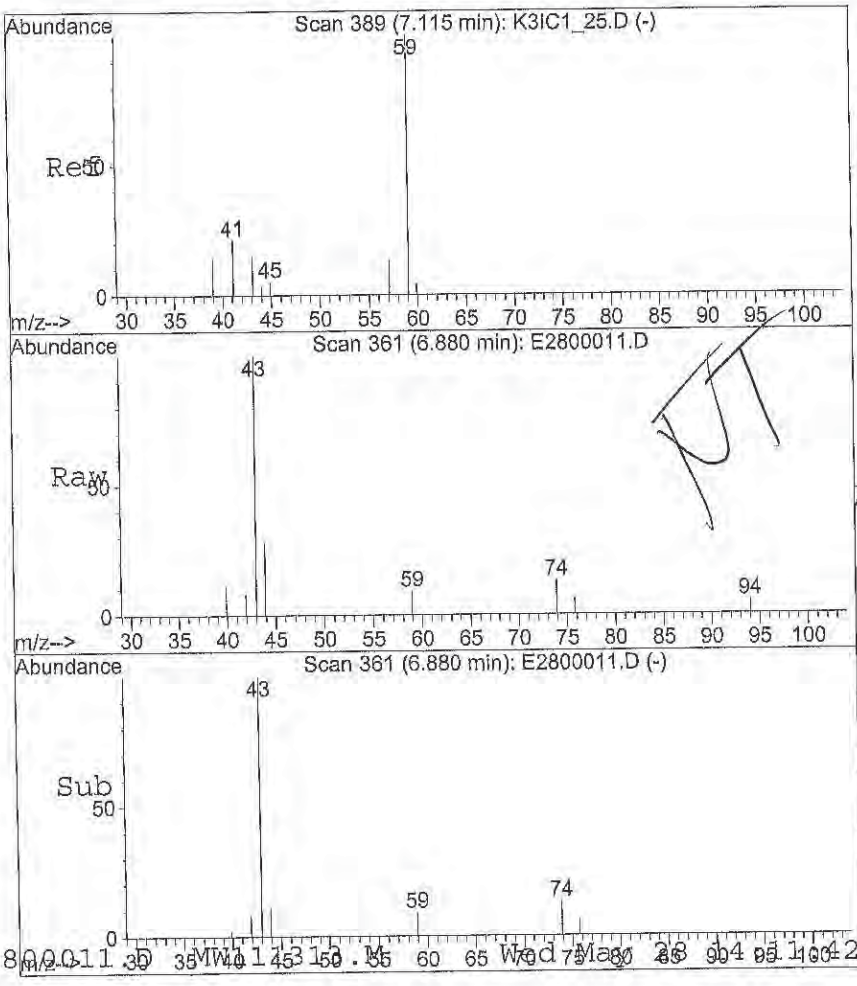

#15
(TBA) tert-Butanol
Concen: 8.86 ug/L
RT: 6.88 min Scan# 361
Delta R.T. -0.24 min
Lab File: E2800011.D
Acq: 28 May 2014 1:50 pm

Tgt Ion: 59 Resp: 2446

Ion	Ratio	Lower	Upper
59	100		
57	0.0	6.4	9.6#

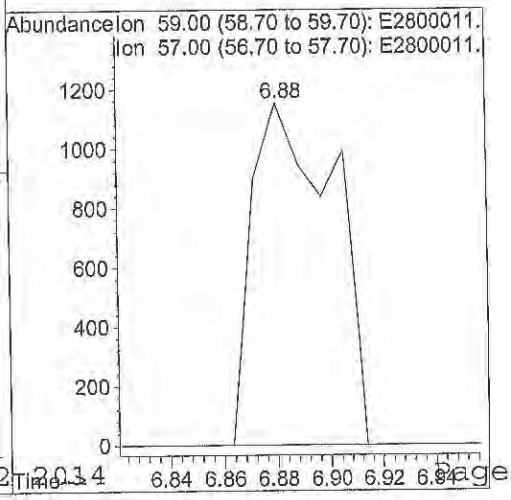



#24
Chloroform
Concen: 0.22 ug/L
RT: 9.20 min Scan# 636
Delta R.T. 0.00 min
Lab File: E2800011.D
Acq: 28 May 2014 1:50 pm

Tgt Ion: 83 Resp: 1832

Ion	Ratio	Lower	Upper
83	100		
85	0.0	51.8	77.6#

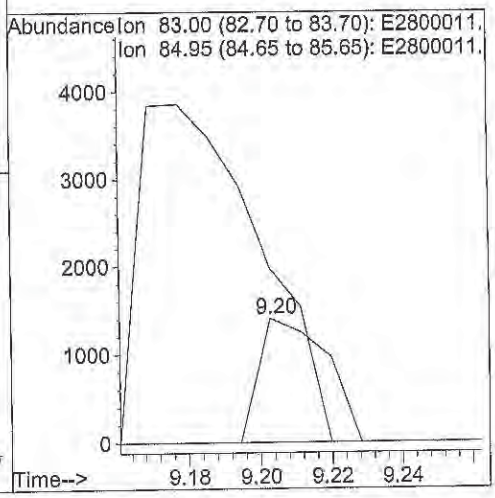

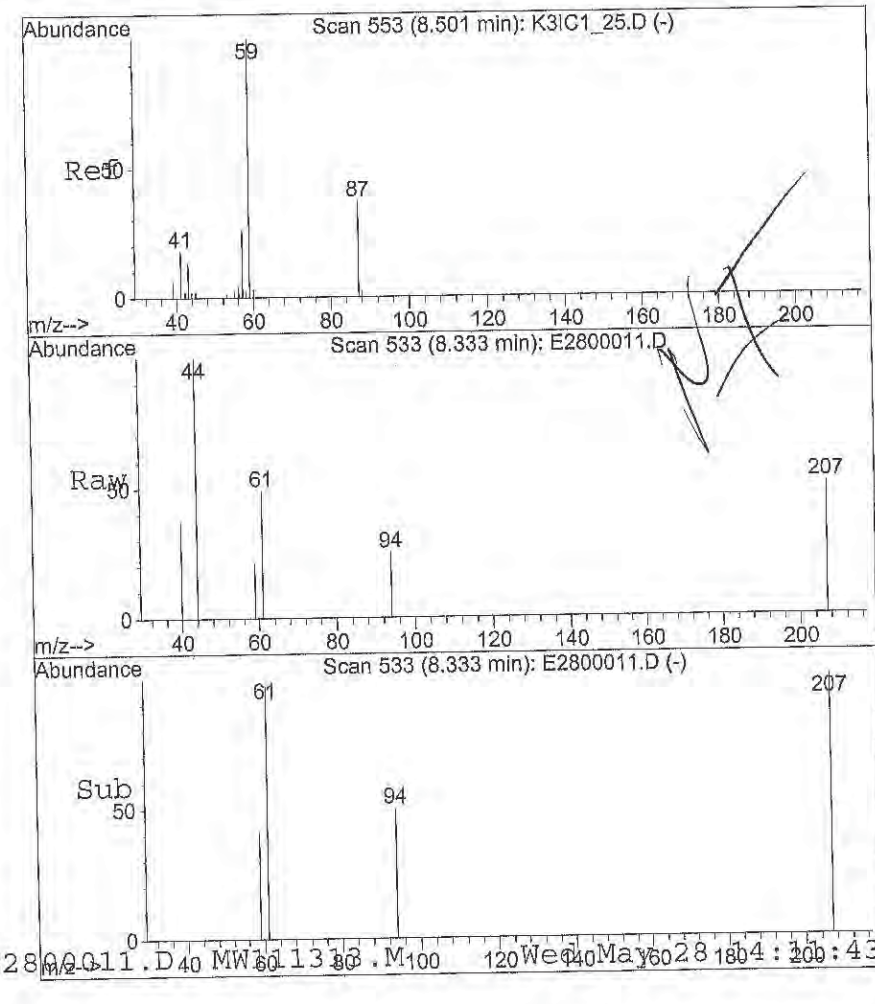

#25
(ETBE) 2-ethoxy 2-methyl propar
Concen: 0.05 ug/L
RT: 8.33 min Scan# 533
Delta R.T. -0.17 min
Lab File: E2800011.D
Acq: 28 May 2014 1:50 pm

Tgt Ion: 59 Resp: 554

Ion	Ratio	Lower	Upper
59	100		
87	0.0	27.8	41.8#
57	0.0	19.8	29.6#
77	0.0	0.0	0.0

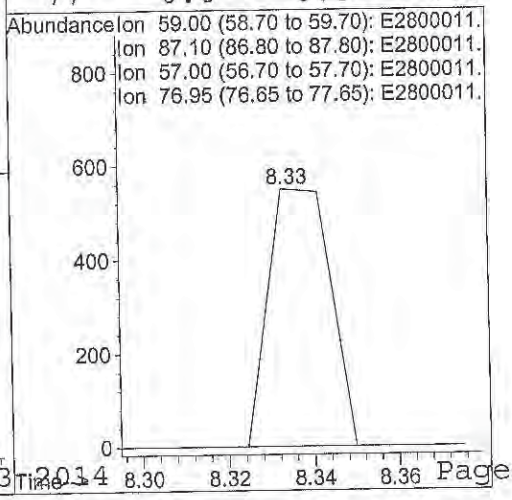

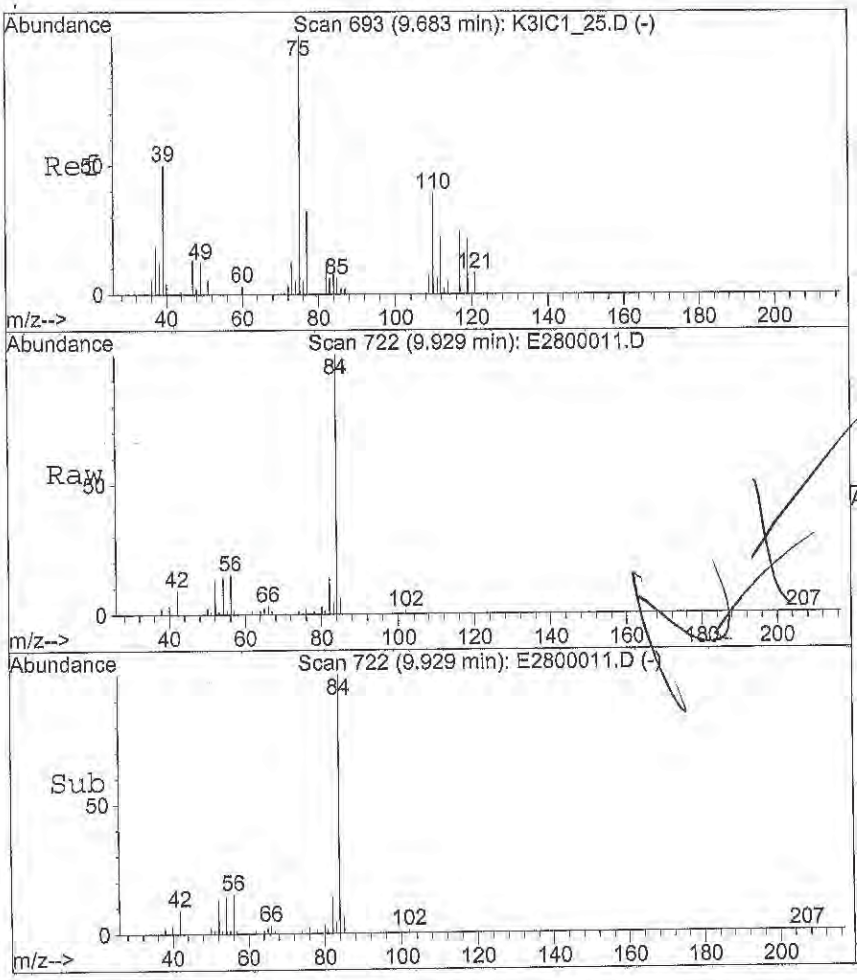

#29
1,1-Dichloropropene
Concen: 0.05 ug/L
RT: 9.93 min Scan# 722
Delta R.T. 0.25 min
Lab File: E2800011.D
Acq: 28 May 2014 1:50 pm

Tgt Ion: 75 Resp: 310

Ion	Ratio	Lower	Upper
75	100		
110	0.0	29.0	43.6#
77	635.5	25.0	37.4#

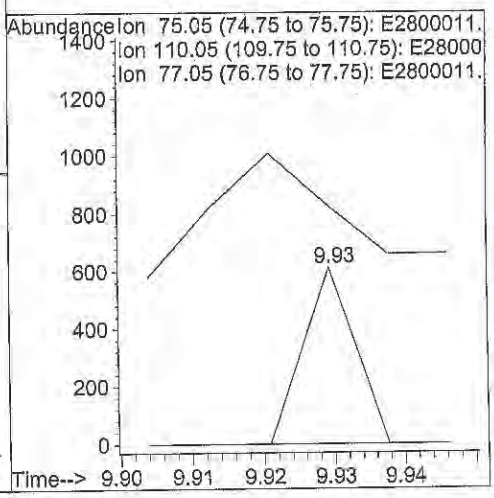

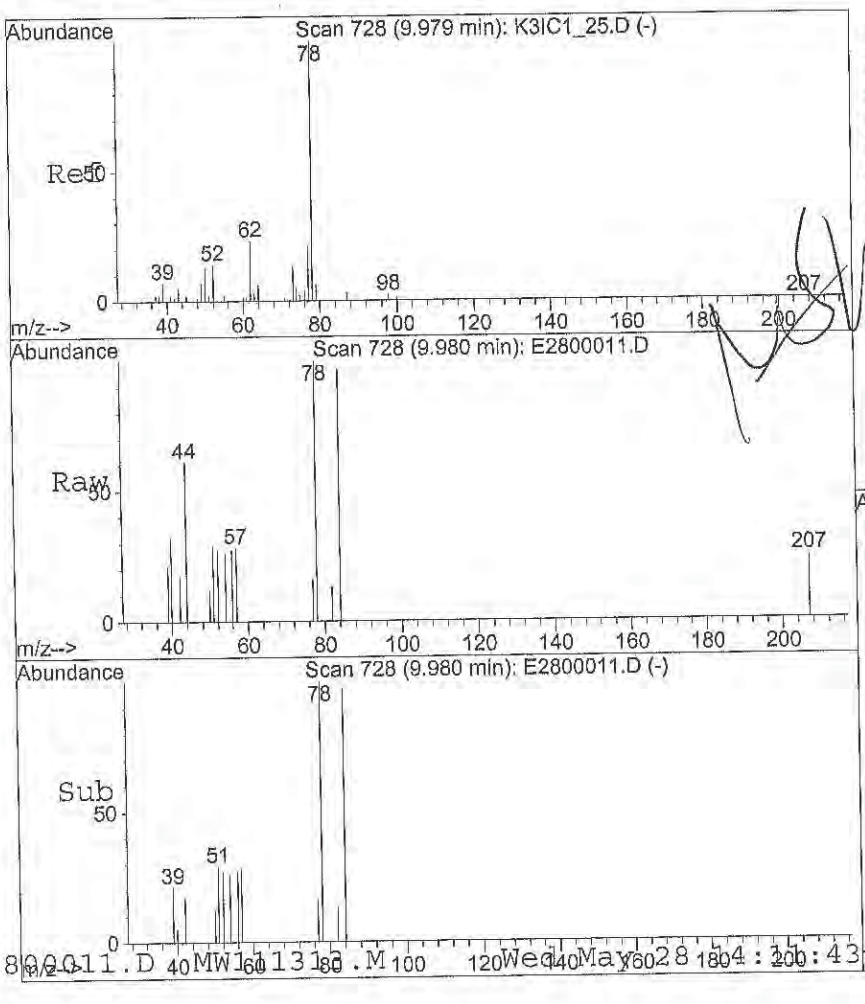

#31
Benzene
Concen: 0.56 ug/L
RT: 9.98 min Scan# 728
Delta R.T. 0.00 min
Lab File: E2800011.D
Acq: 28 May 2014 1:50 pm

Tgt Ion: 78 Resp: 8467

Ion	Ratio	Lower	Upper
78	100		
51	0.0	14.2	21.2#
77	24.4	16.6	24.8

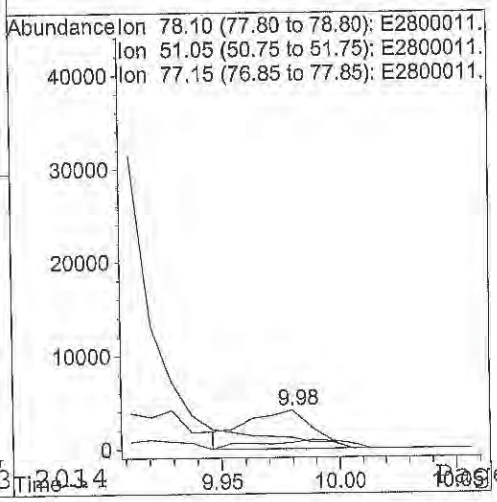

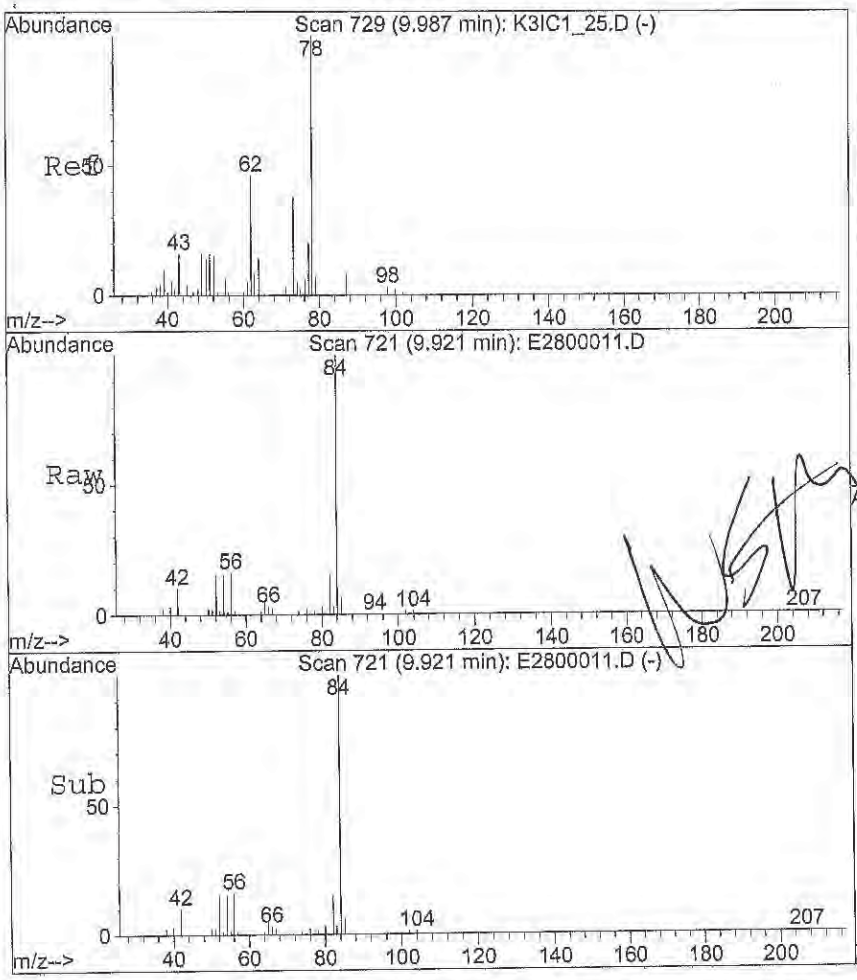

#32
1,2-Dichloroethane
Concen: 1.13 ug/L
RT: 9.92 min Scan# 721
Delta R.T. -0.07 min
Lab File: E2800011.D
Acq: 28 May 2014 1:50 pm

Tgt Ion: 62 Resp: 6108

Ion	Ratio	Lower	Upper
62	100		
64	210.7	28.0	42.0#
49	0.0	28.5	42.7#
98	0.0	6.2	9.4#

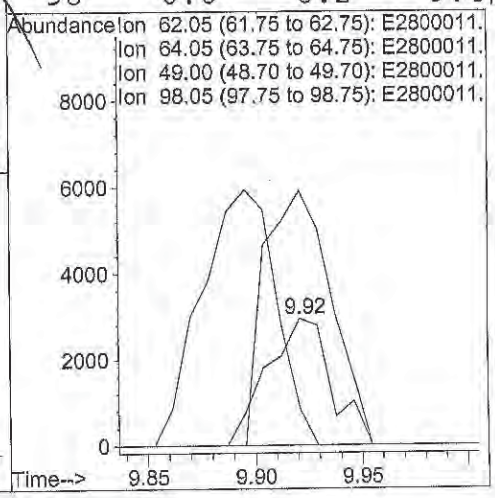

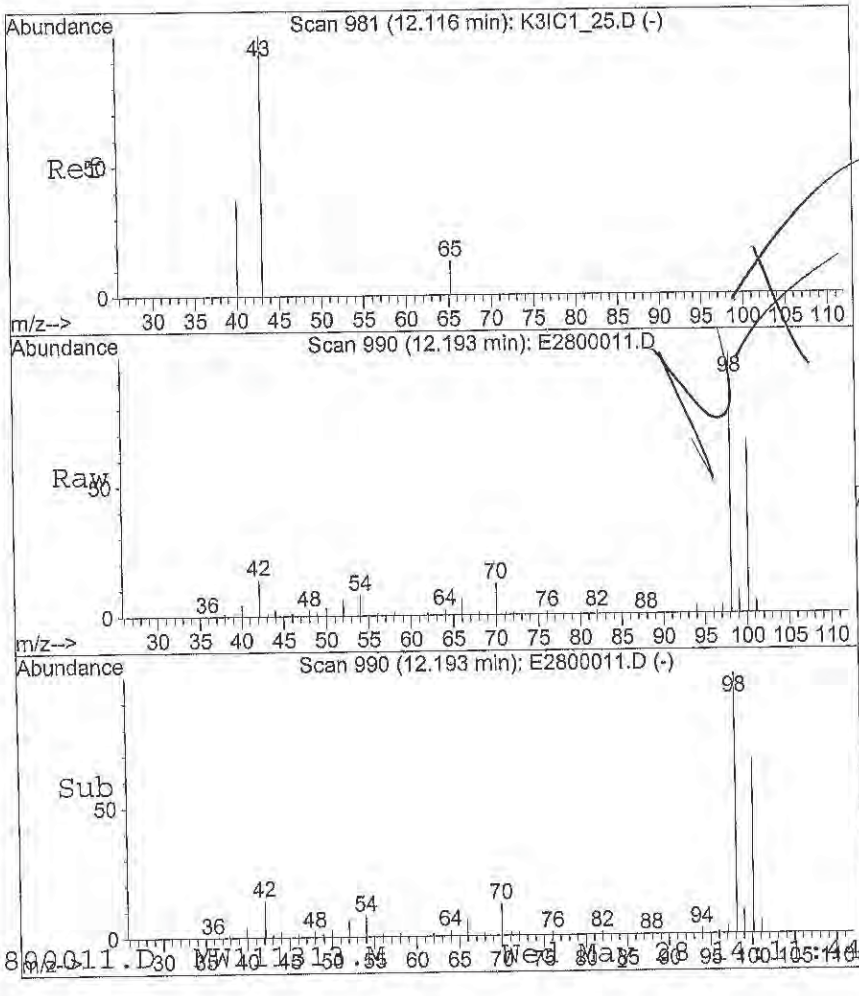

#40
(MIBK) 4-Methyl-2-Pentanone
Concen: 3.09 ug/L
RT: 12.19 min Scan# 990
Delta R.T. 0.08 min
Lab File: E2800011.D
Acq: 28 May 2014 1:50 pm

Tgt Ion: 43 Resp: 7870

Ion	Ratio	Lower	Upper
43	100		
58	134.7	0.0	0.0#
85	0.0	0.0	0.0
100	12067.7	0.0	0.0#

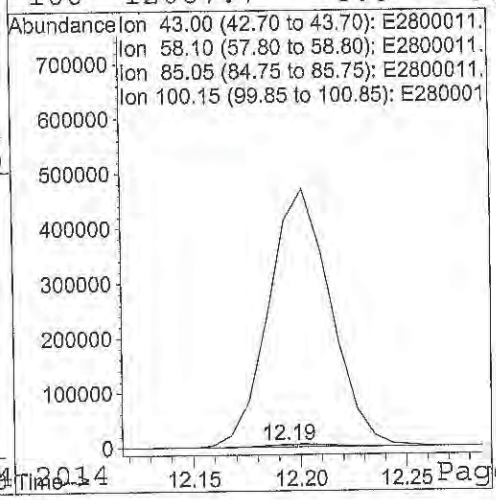

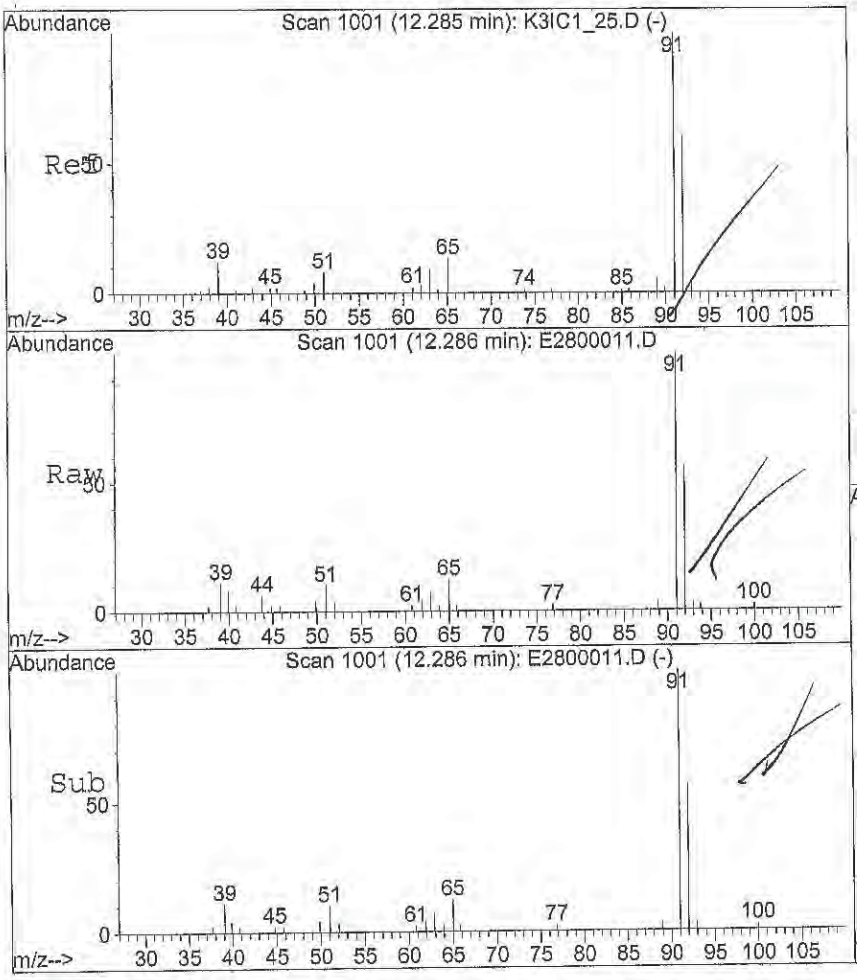

#41
Toluene
Concen: 3.49 ug/L
RT: 12.29 min Scan# 1001
Delta R.T. 0.00 min
Lab File: E2800011.D
Acq: 28 May 2014 1:50 pm

Tgt Ion: 91 Resp: 60653

Ion	Ratio	Lower	Upper
91	100		
92	62.7	47.4	71.0

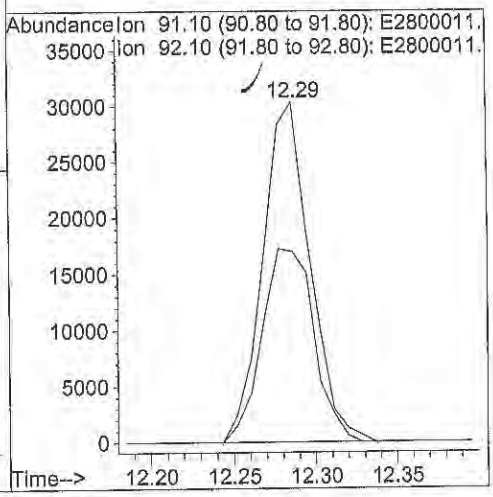

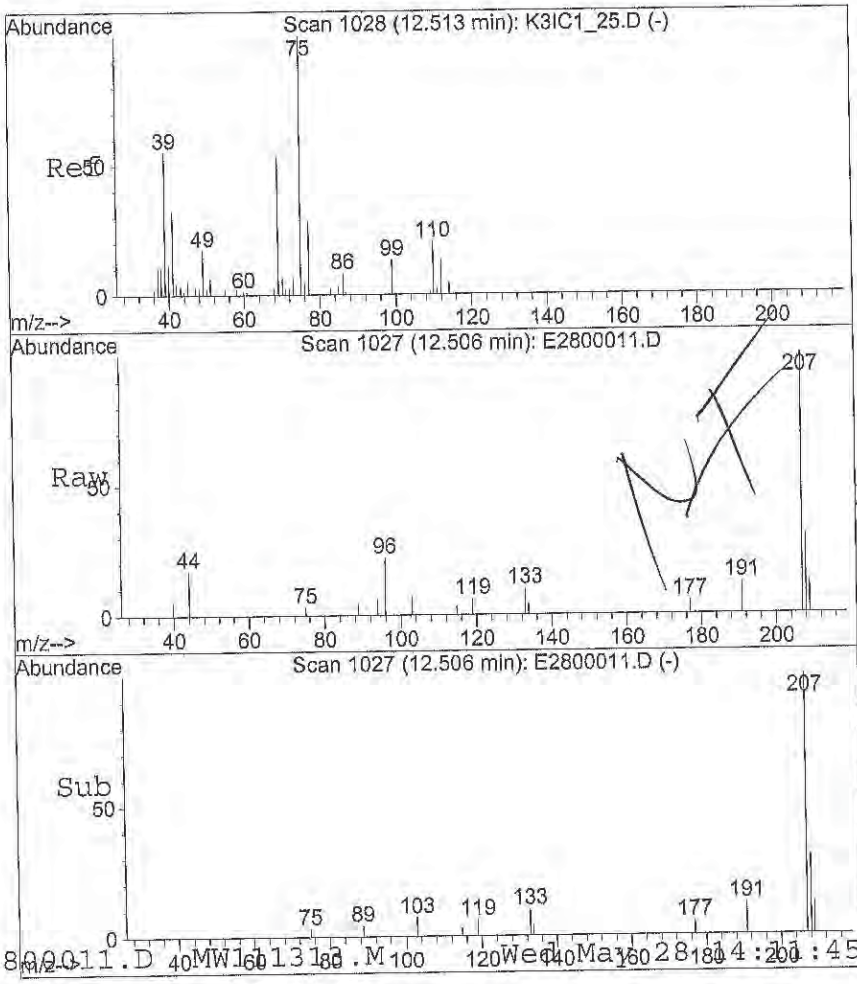

#42
trans-1,3-Dichloropropene
Concen: 0.05 ug/L
RT: 12.51 min Scan# 1027
Delta R.T. -0.01 min
Lab File: E2800011.D
Acq: 28 May 2014 1:50 pm

Tgt Ion: 75 Resp: 275

Ion	Ratio	Lower	Upper
75	100		
39	125.8	53.6	80.4#
77	0.0	25.4	38.2#
110	0.0	17.6	26.4#

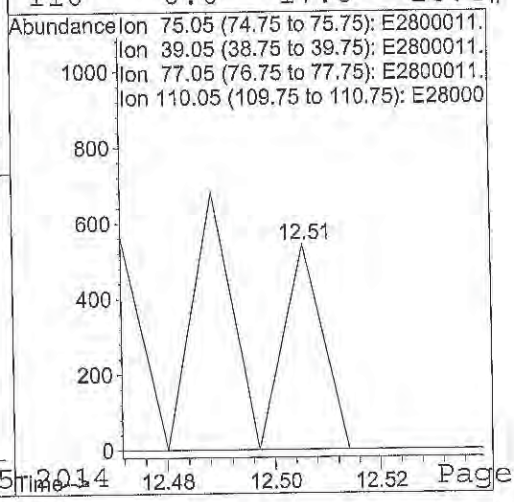

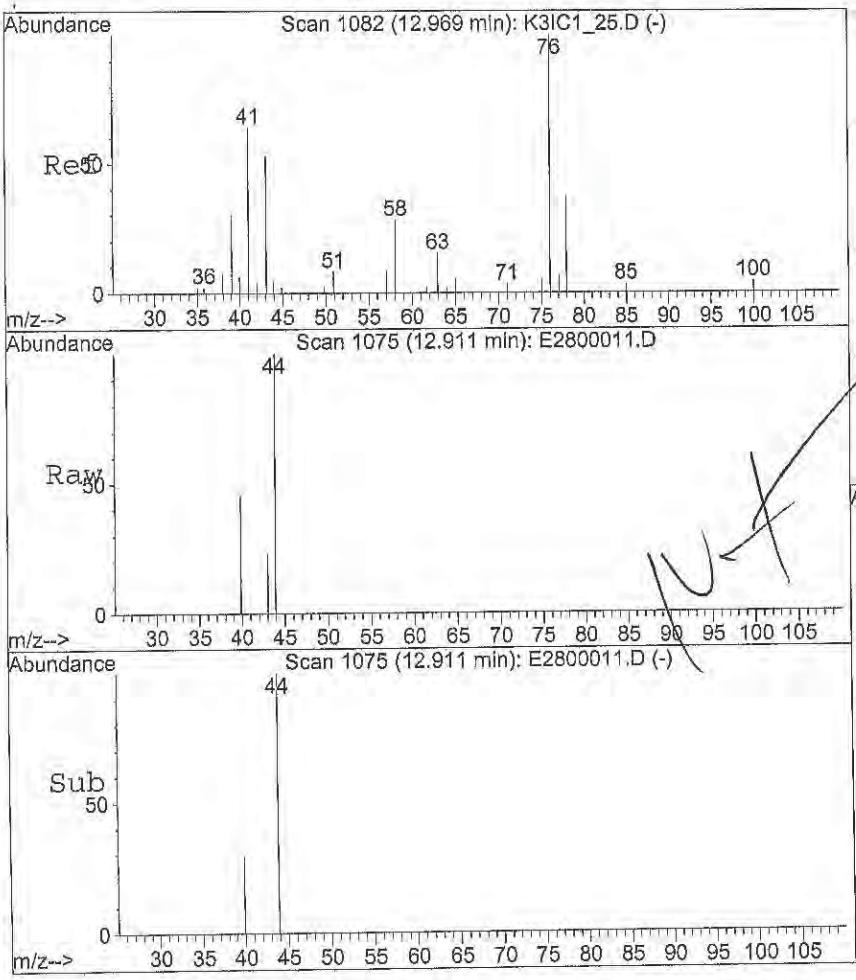

#46
2-Hexanone
Concen: 0.32 ug/L
RT: 12.91 min Scan# 1075
Delta R.T. -0.06 min
Lab File: E2800011.D
Acq: 28 May 2014 1:50 pm

Tgt Ion: 43 Resp: 894

Ion	Ratio	Lower	Upper
43	100		
58	0.0	40.9	61.3#
100	0.0	5.5	8.3#
85	0.0	4.3	6.5#

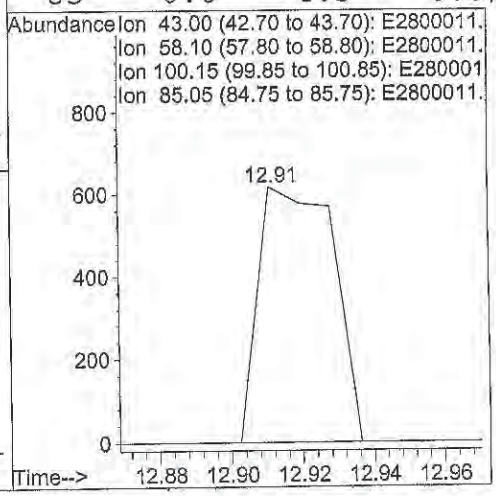

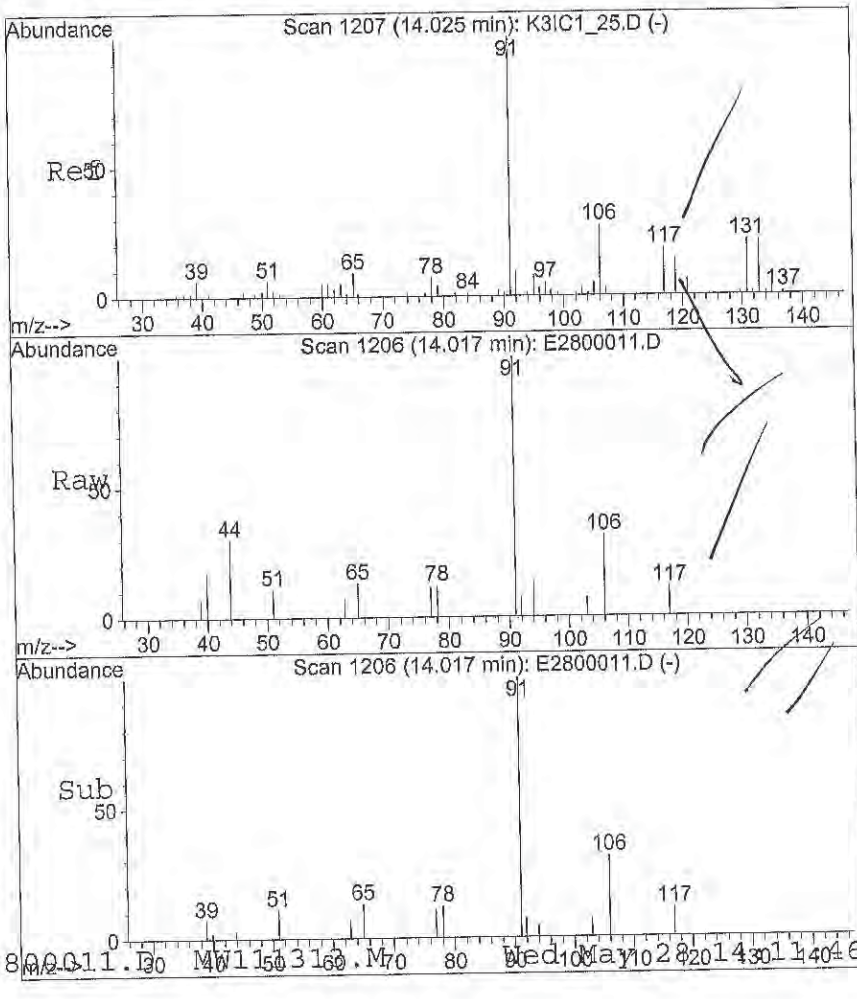

#51
Ethylbenzene
Concen: 0.93 ug/L
RT: 14.02 min Scan# 1206
Delta R.T. -0.01 min
Lab File: E2800011.D
Acq: 28 May 2014 1:50 pm

Tgt Ion: 91 Resp: 18307

Ion	Ratio	Lower	Upper
91	100		
106	26.6	23.5	35.3

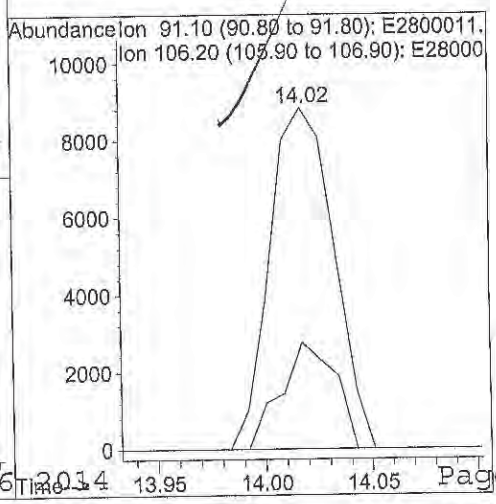

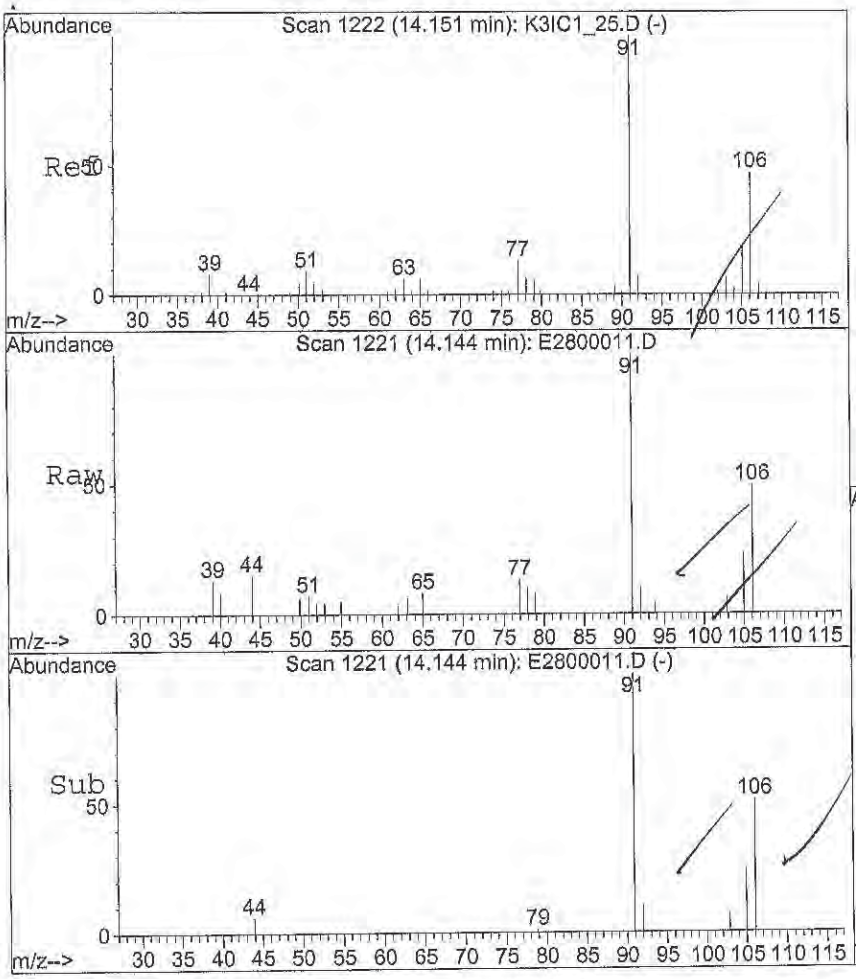

#52
m,p-Xylenes
Concen: 2.62 ug/L
RT: 14.14 min Scan# 1221
Delta R.T. -0.01 min
Lab File: E2800011.D
Acq: 28 May 2014 1:50 pm

Tgt Ion:106 Resp: 18414

Ion	Ratio	Lower	Upper
106	100		
91	200.0	177.1	265.7

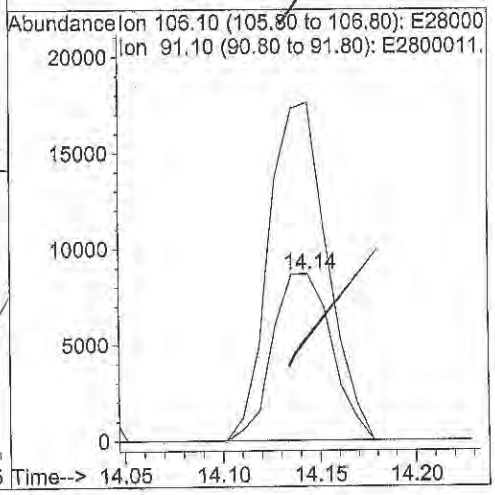

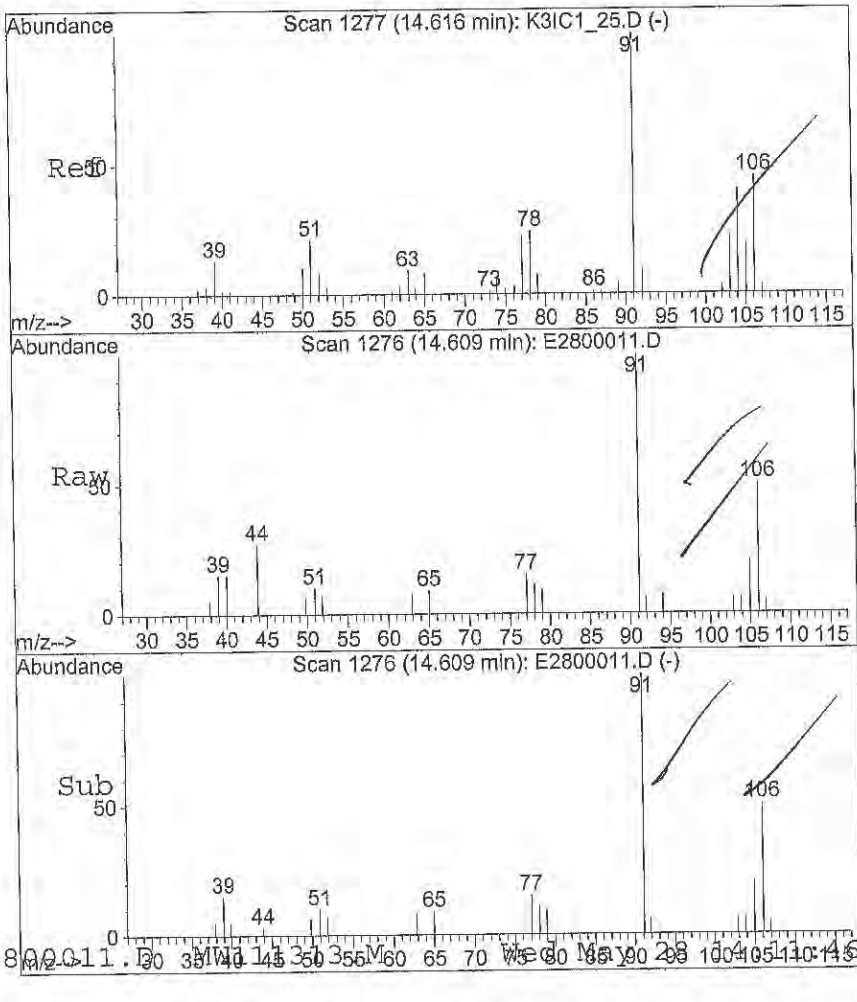

#53
o-Xylene
Concen: 1.45 ug/L
RT: 14.61 min Scan# 1276
Delta R.T. -0.01 min
Lab File: E2800011.D
Acq: 28 May 2014 1:50 pm

Tgt Ion:106 Resp: 10065

Ion	Ratio	Lower	Upper
106	100		
91	225.1	179.0	268.6

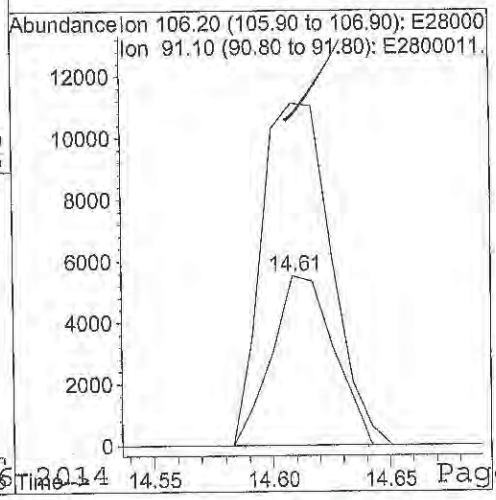

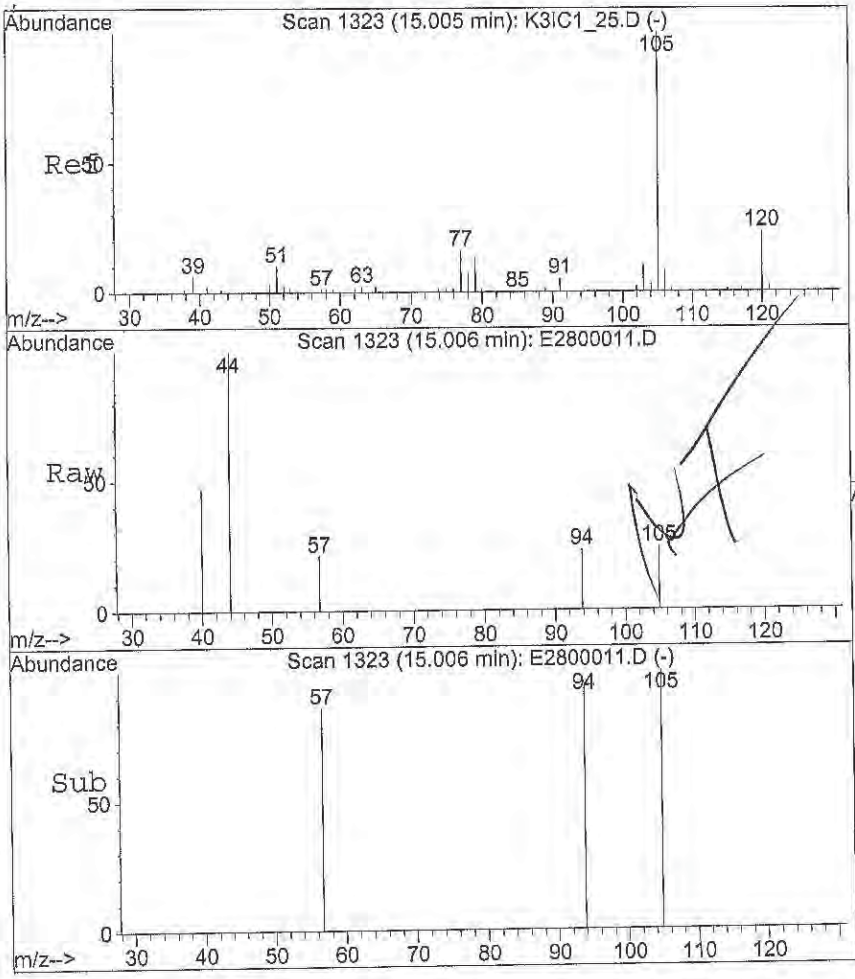

#56
Isopropylbenzene
Concen: 0.03 ug/L
RT: 15.01 min Scan# 1323
Delta R.T. 0.00 min
Lab File: E2800011.D
Acq: 28 May 2014 1:50 pm

Tgt Ion:105 Resp: 602

Ion	Ratio	Lower	Upper
105	100		
120	0.0	19.3	28.9#
77	45.0	13.1	19.7#

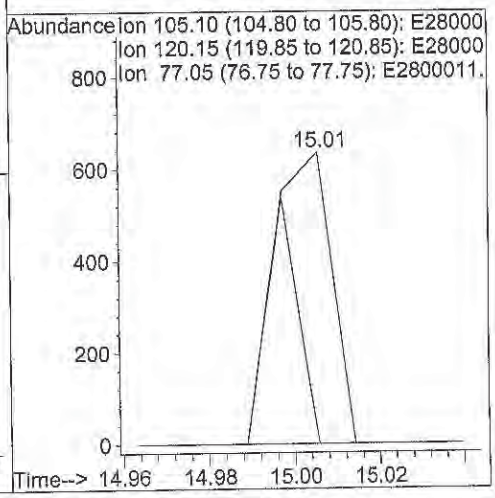

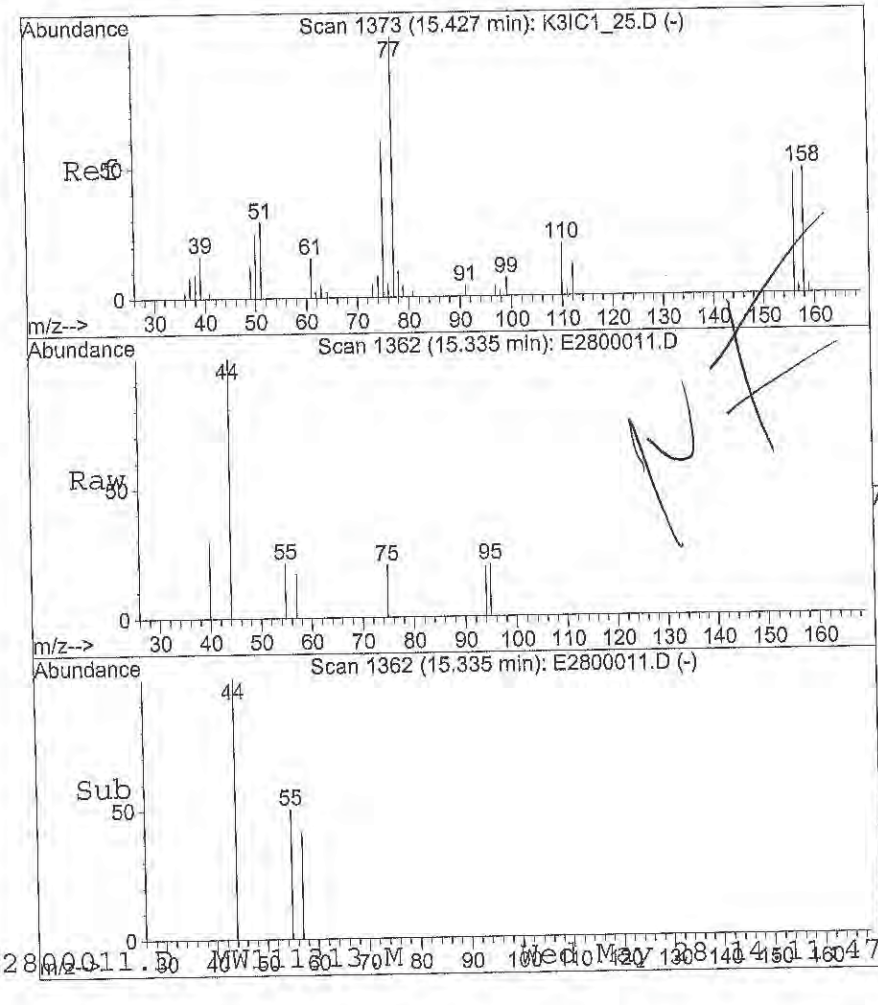

#57
1,2,3-Trichloropropane
Concen: 0.06 ug/L
RT: 15.34 min Scan# 1362
Delta R.T. -0.09 min
Lab File: E2800011.D
Acq: 28 May 2014 1:50 pm

Tgt Ion: 75 Resp: 337

Ion	Ratio	Lower	Upper
75	100		
77	0.0	31.2	46.8#

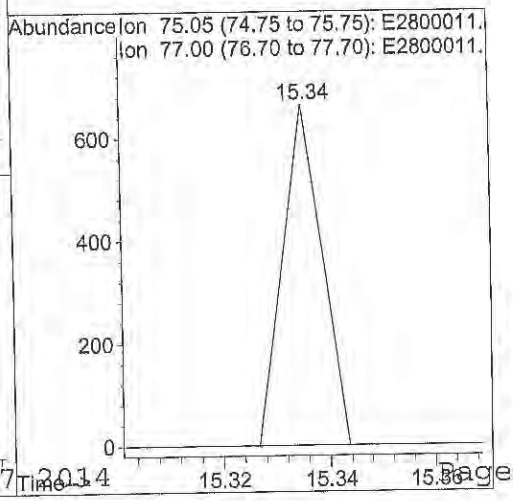



#62
n-Propylbenzene
Concen: 0.06 ug/L
RT: 15.46 min Scan# 1377
Delta R.T. 0.00 min
Lab File: E2800011.D
Acq: 28 May 2014 1:50 pm

Tgt Ion: 91 Resp: 1688

Ion	Ratio	Lower	Upper
91	100		
120	0.0	16.1	24.1#

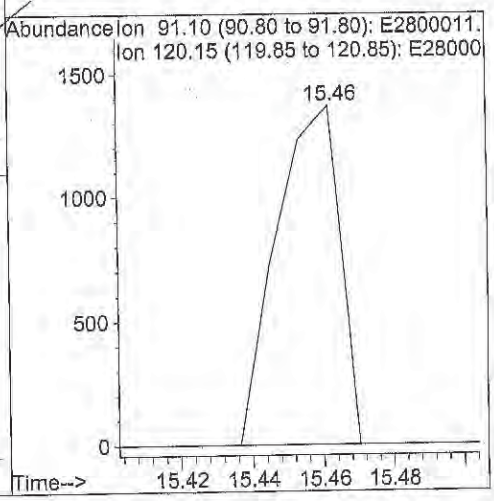

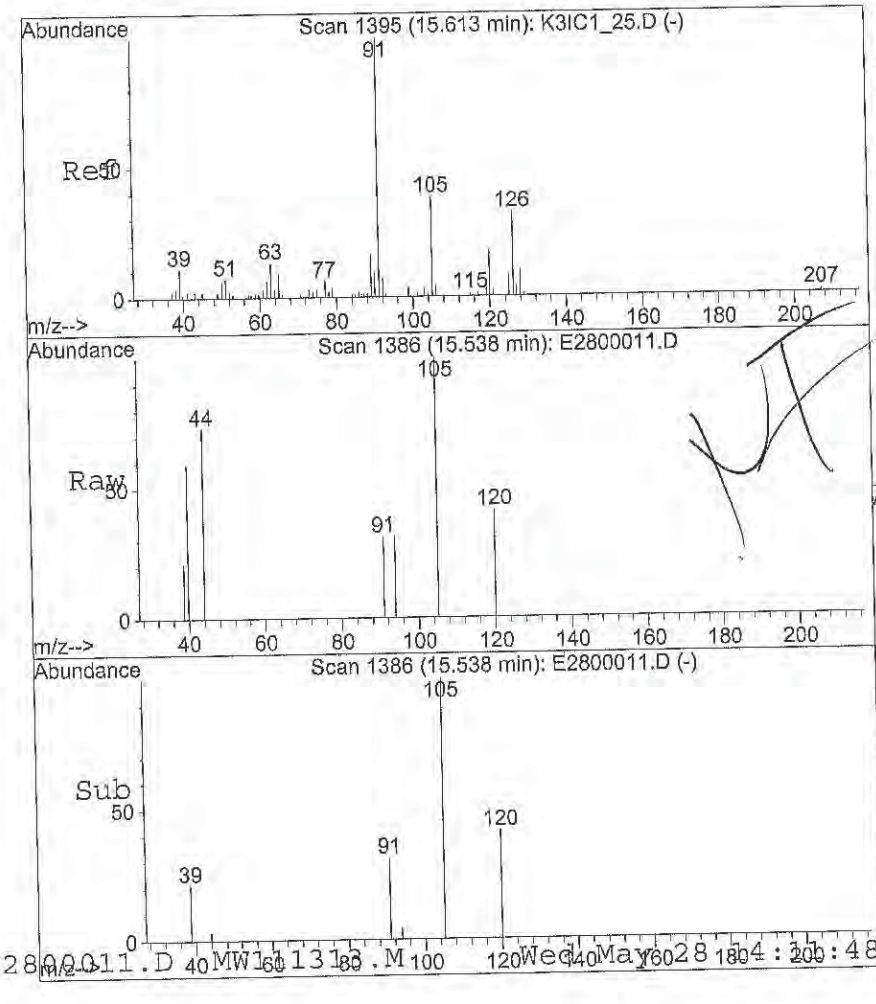

#63
2-Chlorotoluene
Concen: 0.03 ug/L
RT: 15.54 min Scan# 1386
Delta R.T. -0.07 min
Lab File: E2800011.D
Acq: 28 May 2014 1:50 pm

Tgt Ion: 91 Resp: 477

Ion	Ratio	Lower	Upper
91	100		
126	0.0	24.0	36.0#

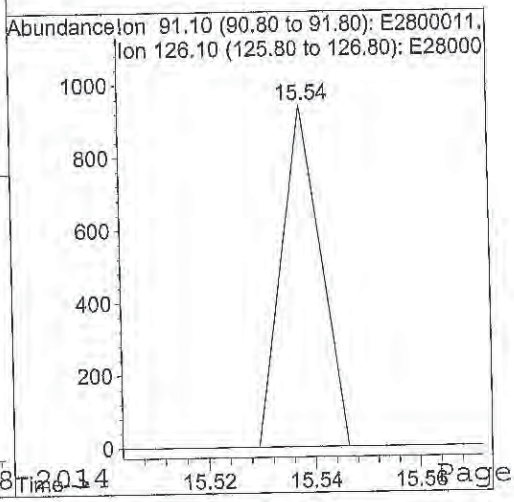

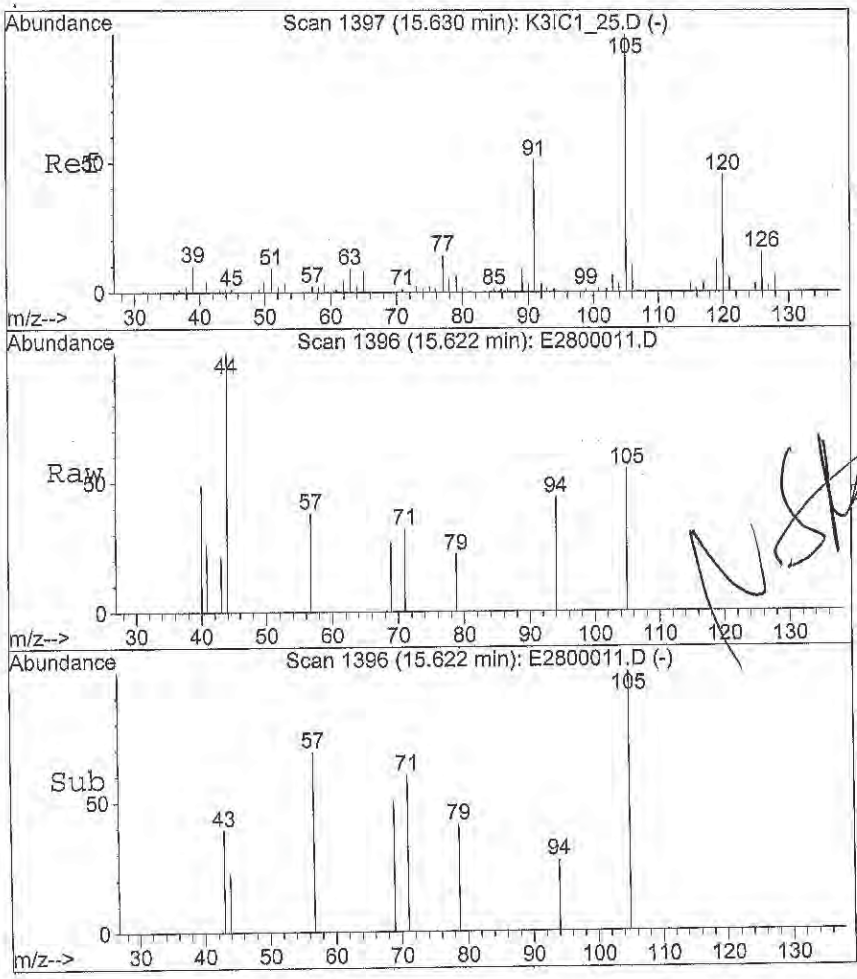

#64
1,3,5-Trimethylbenzene
Concen: 0.08 ug/L
RT: 15.62 min Scan# 1396
Delta R.T. -0.01 min
Lab File: E2800011.D
Acq: 28 May 2014 1:50 pm

Tgt Ion:105 Resp: 1411

Ion	Ratio	Lower	Upper
105	100		
120	0.0	36.4	54.6#

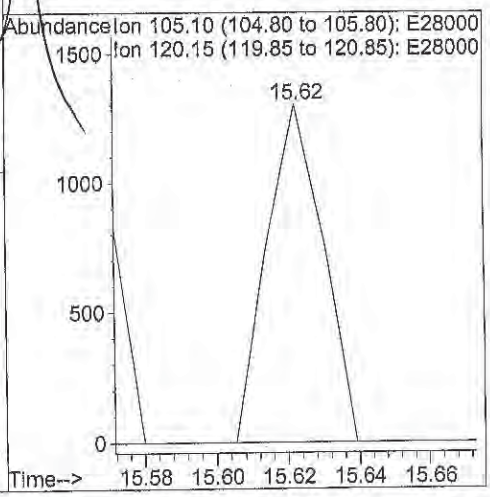

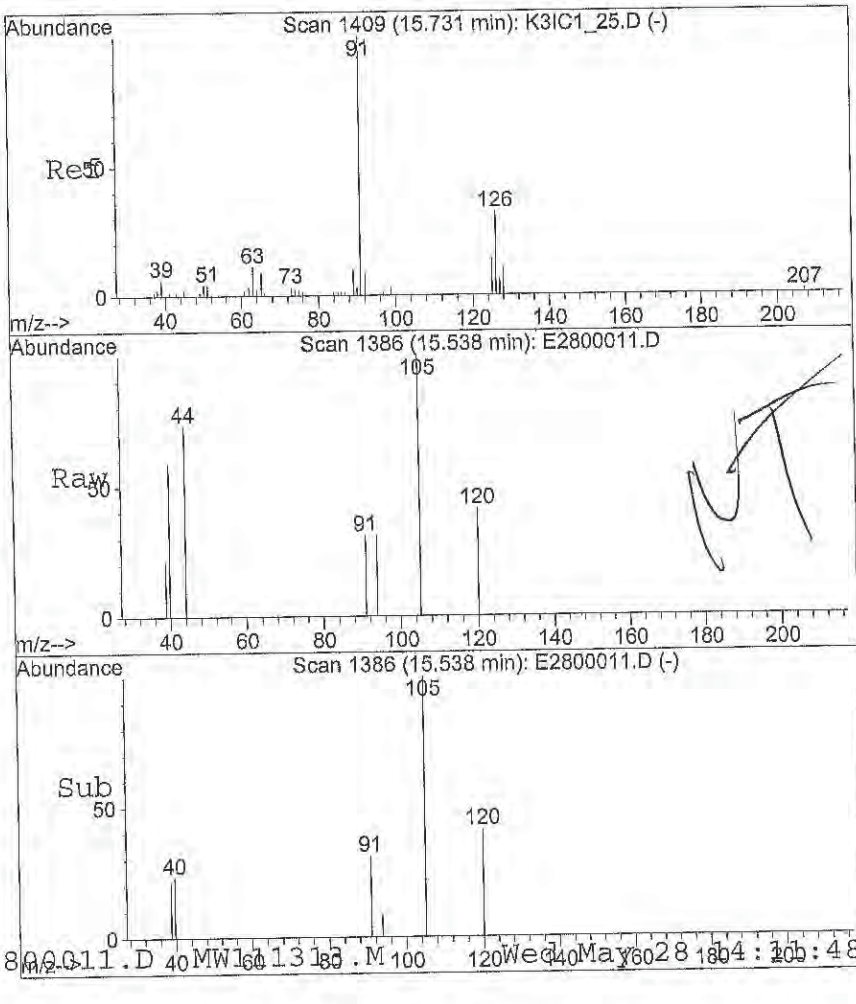

#65
4-Chlorotoluene
Concen: 0.03 ug/L
RT: 15.54 min Scan# 1386
Delta R.T. -0.19 min
Lab File: E2800011.D
Acq: 28 May 2014 1:50 pm

Tgt Ion: 91 Resp: 477

Ion	Ratio	Lower	Upper
91	100		
126	0.0	24.6	36.8#

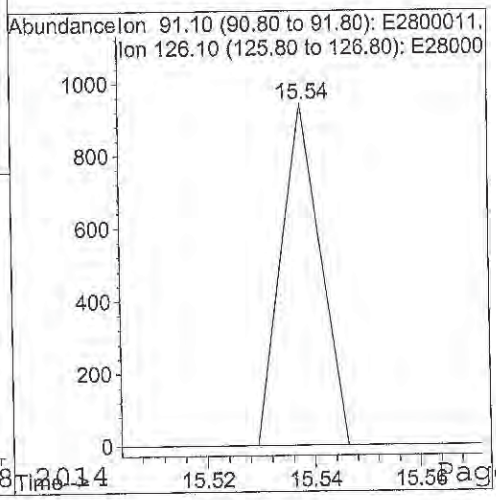

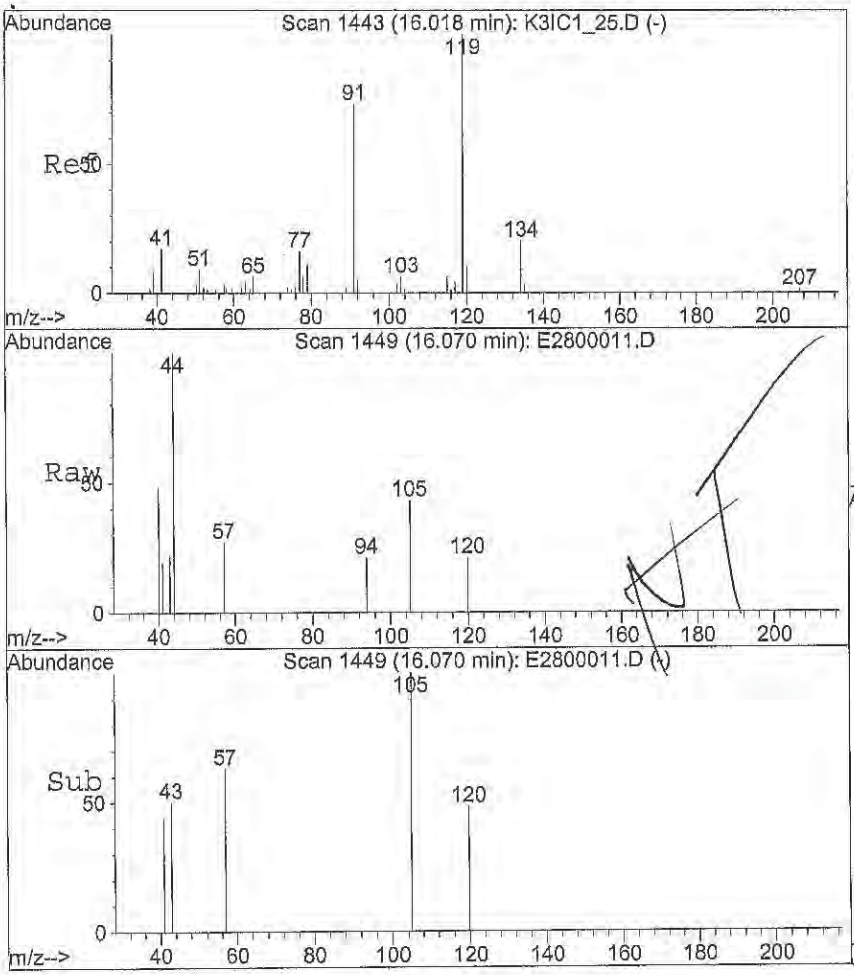

#66
tert-Butylbenzene
Concen: 0.02 ug/L
RT: 16.07 min Scan# 1449
Delta R.T. 0.05 min
Lab File: E2800011.D
Acq: 28 May 2014 1:50 pm

Tgt Ion:119 Resp: 286

Ion	Ratio	Lower	Upper
119	100		
91	0.0	56.3	84.5#
134	0.0	16.1	24.1#

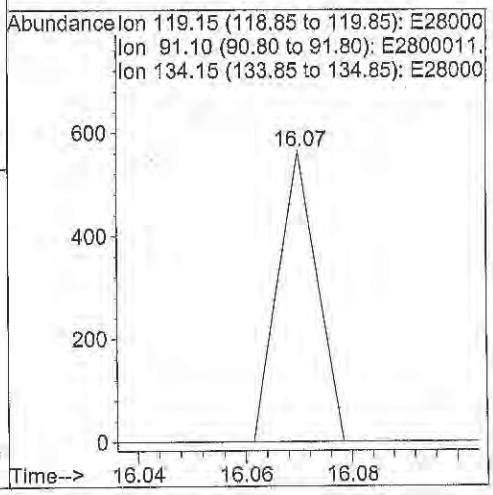

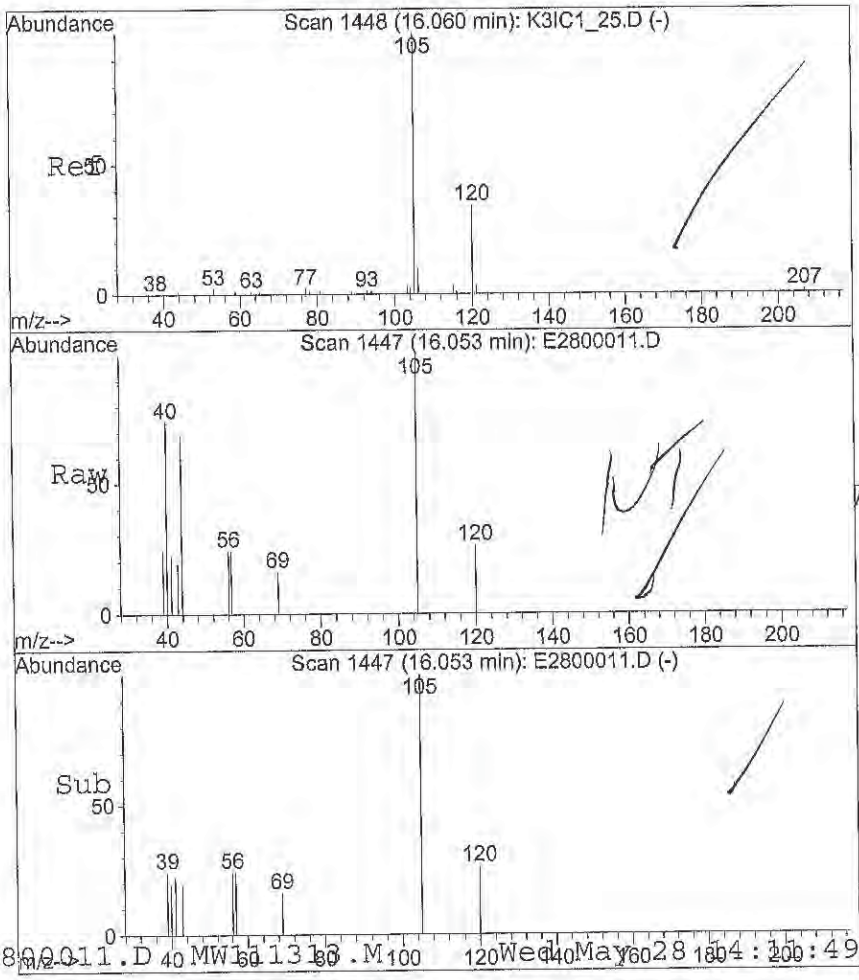

#67
1,2,4-Trimethylbenzene
Concen: 0.28 ug/L
RT: 16.05 min Scan# 1447
Delta R.T. -0.01 min
Lab File: E2800011.D
Acq: 28 May 2014 1:50 pm

Tgt Ion:105 Resp: 4975

Ion	Ratio	Lower	Upper
105	100		
120	35.2	33.8	50.8

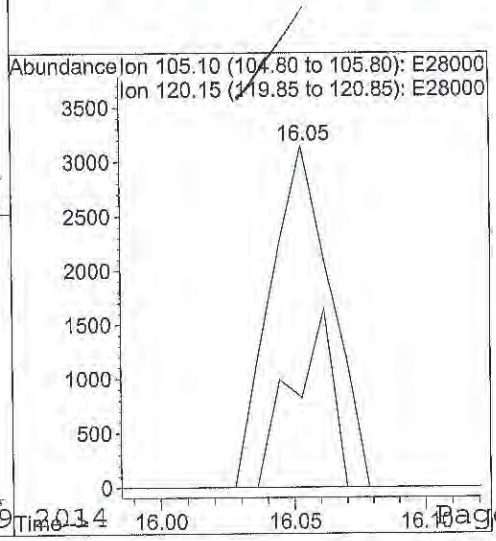

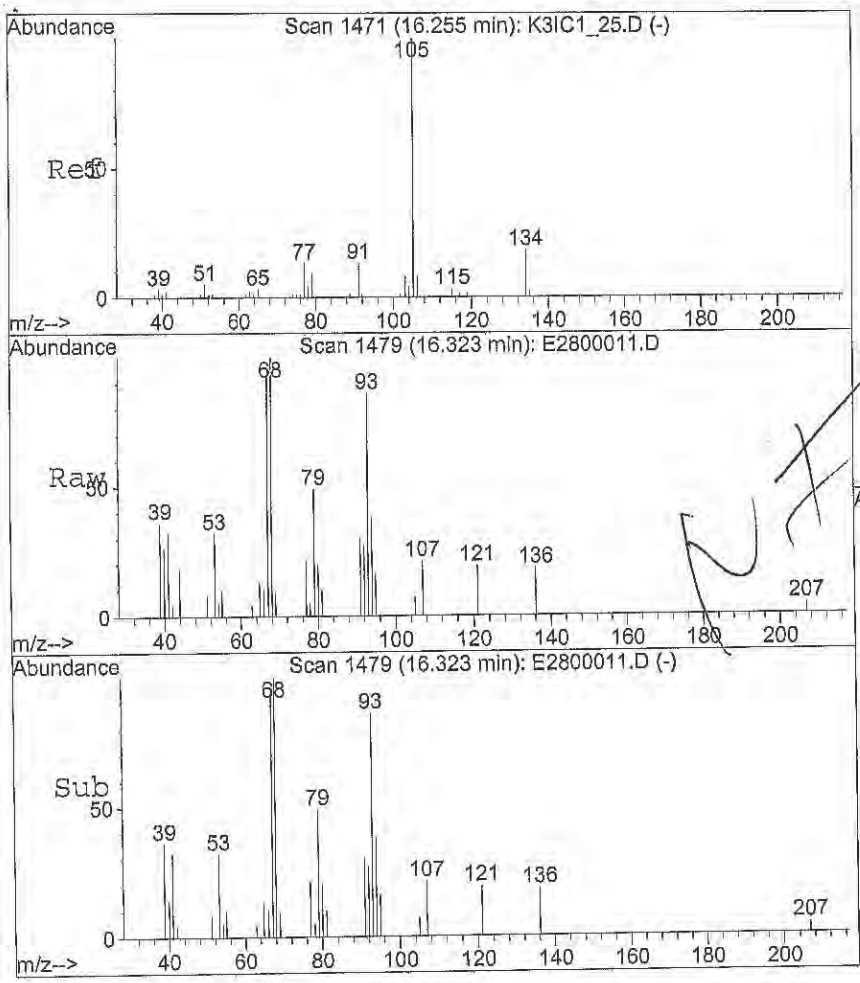

#68
sec-Butylbenzene
Concen: 0.05 ug/L
RT: 16.32 min Scan# 1479
Delta R.T. 0.07 min
Lab File: E2800011.D
Acq: 28 May 2014 1:50 pm

Tgt Ion:105 Resp: 1057

Ion	Ratio	Lower	Upper
105	100		
134	0.0	13.0	19.6#

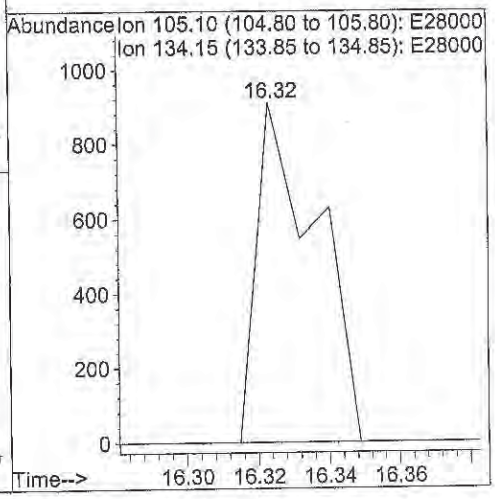

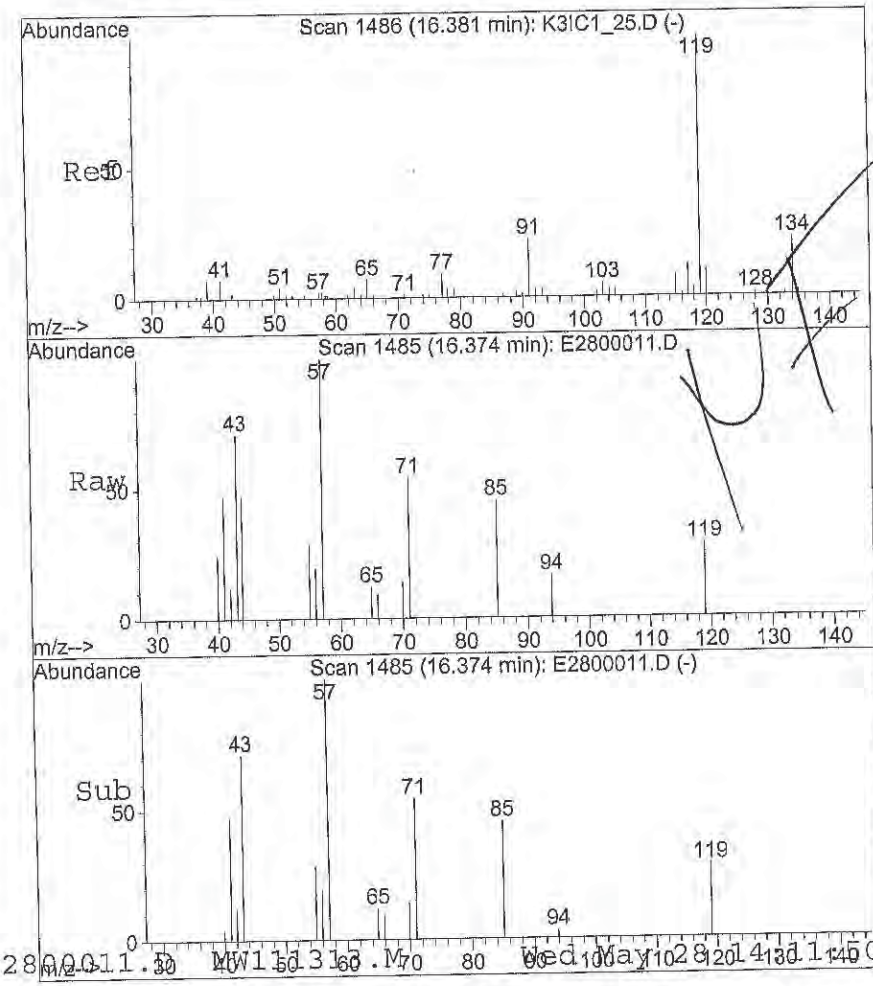

#69
p-Isopropyltoluene
Concen: 0.07 ug/L
RT: 16.37 min Scan# 1485
Delta R.T. -0.01 min
Lab File: E2800011.D
Acq: 28 May 2014 1:50 pm

Tgt Ion:119 Resp: 1376

Ion	Ratio	Lower	Upper
119	100		
134	0.0	17.4	26.2#
91	20.1	19.6	29.4

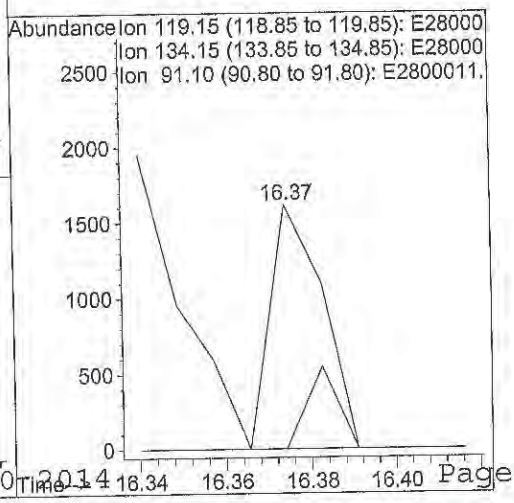

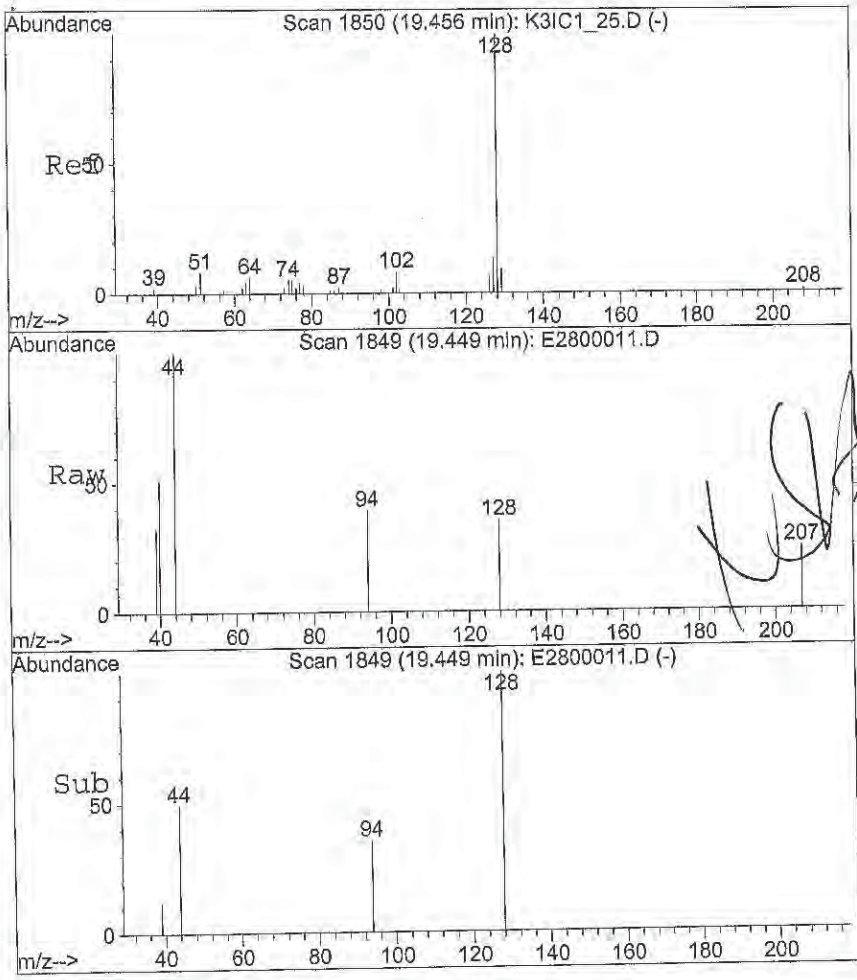

#77
Naphthalene
Concen: 0.05 ug/L
RT: 19.45 min Scan# 1849
Delta R.T. -0.01 min
Lab File: E2800011.D
Acq: 28 May 2014 1:50 pm

Tgt Ion:128 Resp: 732

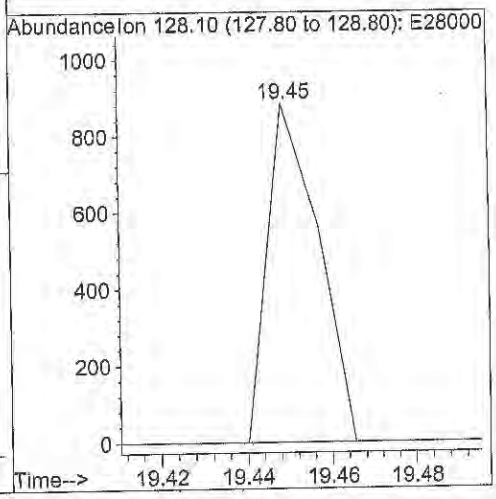

Quantitation Report (Not Reviewed)

Data File : C:\HPCHEM\1\DATA\052814L3\E2800011.D Vial: 2
Acq On : 28 May 2014 1:50 pm Operator: DN
Sample : 3E42801-10 Inst : GC/MS Ins
Misc : 100cc SVL-544-SA5D-SV-4.5-5.5 Multiplr: 10.00
MS Integration Params: rteint.p
Quant Time: May 28 14:11 19114 Quant Results File: SS072713.RES

Quant Method : C:\HPCHEM\1\METHODS\SS072713.M (RTE Integrator)
Title : 8260B GC/MS #3 ICAL SSSF 07/27/13 DN
Last Update : Mon Nov 18 10:31:39 2013
Response via : Initial Calibration
DataAcq Meth : MW111313

Internal Standards	R.T.	QIon	Response	Conc	Units	Dev(Min)
1) Fluorobenzene (IS)	10.28	96	1619122	12.50	ug/L	-0.03
7) Chlorobenzene-d5 (IS)	13.92	117	1274498	12.50	ug/L	-0.01
10) 1,4-Dichlorobenzene-d4 (IS	16.50	152	681965	12.50	ug/L	-0.01
System Monitoring Compounds						
2) Dibromofluoromethane (SU1)	9.42	113	460228	10.93	ug/L	-0.01
Spiked Amount 12.500	Range 75 - 125		Recovery = 87.44%			
3) Chloroform-d (SU6)	9.18	84	731445	12.11	ug/L	-0.01
Spiked Amount 12.500	Range 70 - 140		Recovery = 96.88%			
4) Methylene Chloride-d2 (SU5	7.06	86	422604	11.97	ug/L	-0.02
Spiked Amount 12.500	Range 70 - 140		Recovery = 95.76%			
5) 1,2-Dichloroethane-d4 (SU2	9.89	65	447728	15.56	ug/L	-0.01
Spiked Amount 12.500	Range 75 - 125		Recovery = 124.48%			
6) Benzene-d6 (SU7)	9.92	84	1424918	11.22	ug/L	-0.03
Spiked Amount 12.500	Range 70 - 140		Recovery = 89.76%			
8) Toluene-d8 (SU3)	12.20	98	1424769	11.78	ug/L	-0.02
Spiked Amount 12.500	Range 75 - 125		Recovery = 94.24%			
9) 4-Bromofluorobenzene (SU4)	15.22	95	701649	14.06	ug/L	-0.01
Spiked Amount 12.500	Range 75 - 125		Recovery = 112.48%			

Target Compounds Qvalue

(#) = qualifier out of range (m) = manual integration

Quantitation Report

Data File : C:\HPCHEM\1\DATA\052814L3\E2800011.D
Acq On : 28 May 2014 1:50 pm
Sample : 3E42801-10
Misc : 100cc SVL-544-SA5D-SV-4.5-5.5
MS Integration Params: rteint.p
Quant Time: May 28 14:11 19114

Vial: 2
Operator: DN
Inst : GC/MS Ins
Multiplr: 10.00

Quant Results File: SS072713.RES

Method : C:\HPCHEM\1\METHODS\SS072713.M (RTE Integrator)
Title : 8260B GC/MS #3 ICAL SSSF 07/27/13 DN
Last Update : Mon Nov 18 10:31:39 2013
Response via : Initial Calibration



Quantitation Report (Not Reviewed)

Data File : C:\HPCHEM\1\DATA\052814L3\E2800012.D Vial: 3
Acq On : 28 May 2014 2:19 pm Operator: DN
Sample : 3E42801-11 Inst : GC/MS Ins
Misc : 100cc FB-052814 Multiplr: 10.00
MS Integration Params: rteint.p
Quant Time: May 28 14:40 19114 Quant Results File: MW111313.RES

Quant Method : C:\HPCHEM\1\METHODS\MW111313.M (RTE Integrator)
Title : 8260B GC/MS #3 ICAL 11/13/13 DN
Last Update : Wed Nov 13 19:38:32 2013
Response via : Initial Calibration
DataAcq Meth : MW111313

Internal Standards	R.T.	QIon	Response	Conc	Units	Dev(Min)
1) Fluorobenzene (IS)	10.29	96	1597393	12.50	ug/L	0.00
38) Chlorobenzene-d5 (IS)	13.91	117	1246183	12.50	ug/L	0.00
59) 1,4-Dichlorobenzene-d4 (IS	16.51	152	690192	12.50	ug/L	0.00
System Monitoring Compounds						
2) Dibromofluoromethane (SU1)	9.43	113	461787	11.59	ug/L	0.00
Spiked Amount 12.500	Range 75 - 125		Recovery = 92.72%			
28) 1,2-Dichloroethane-d4 (SU2	9.89	65	448354	11.84	ug/L	0.00
Spiked Amount 12.500	Range 75 - 125		Recovery = 94.72%			
39) Toluene-d8 (SU3)	12.20	98	1416371	12.19	ug/L	0.00
Spiked Amount 12.500	Range 75 - 125		Recovery = 97.52%			
58) 4-Bromofluorobenzene (SU4)	15.22	95	702382	13.78	ug/L	0.00
Spiked Amount 12.500	Range 75 - 125		Recovery = 110.24%			
Target Compounds						Qvalue
4) Chloromethane	4.39	50	1628	-0.61	~~ug/L~~ #	41
6) Bromomethane	5.11	96	1676	-0.82	~~ug/L~~ #	28
7) Chloroethane	5.33	64	743	1.25	~~ug/L~~	94
9) (F113) 1,1,2-Trichloro-tri	6.35	151	2701	0.86	ug/L	97
11) Acetone	6.46	58	5255	3.44	~~ug/L~~	90
12) (IPA) Leak Check Compound	6.46	45	212767	1108.45	~~ug/L~~ #	83
13) Carbon disulfide	6.83	76	2495	0.19	~~ug/L~~ #	76
14) Methylene Chloride	7.06	84	5938	1.35	ug/L #	1
15) (TBA) tert-Butanol	6.90	59	2009	7.37	~~ug/L~~ #	77
22) (DIPE) Diisopropyl Ether	8.10	45	261	0.02	~~ug/L~~ #	48
24) Chloroform	9.20	83	2971	0.36	ug/L	92
29) 1,1-Dichloropropene	9.93	75	297	0.05	~~ug/L~~ #	1
31) Benzene	9.98	78	1711	0.11	~~ug/L~~ #	57
32) 1,2-Dichloroethane	9.92	62	6097	1.15	~~ug/L~~ #	1
40) (MIBK) 4-Methyl-2-Pentanon	12.20	43	7284	2.93	~~ug/L~~ #	100
41) Toluene	12.28	91	6782	0.40	ug/L	99
46) 2-Hexanone	12.94	43	306	0.11	~~ug/L~~ #	37
51) Ethylbenzene	14.02	91	2553	0.13	~~ug/L~~ #	45
52) m,p-Xylenes	14.14	106	2017	0.29	ug/L	77
53) o-Xylene	14.62	106	285	0.04	~~ug/L~~ #	1
54) Styrene	14.63	104	1707	-0.70	~~ug/L~~ #	69
56) Isopropylbenzene	15.22	105	980	0.05	~~ug/L~~ #	1

(#) = qualifier out of range (m) = manual integration

Quantitation Report (Not Reviewed)

Data File : C:\HPCHEM\1\DATA\052814L3\E2800012.D Vial: 3
Acq On : 28 May 2014 2:19 pm Operator: DN
Sample : 3E42801-11 Inst : GC/MS Ins
Misc : 100cc FB-052814 Multiplr: 10.00
MS Integration Params: rteint.p
Quant Time: May 28 14:40 19114 Quant Results File: MW111313.RES

Quant Method : C:\HPCHEM\1\METHODS\MW111313.M (RTE Integrator)
Title : 8260B GC/MS #3 ICAL 11/13/13 DN
Last Update : Wed Nov 13 19:38:32 2013
Response via : Initial Calibration
DataAcq Meth : MW111313

	Compound	R.T.	QIon	Response	Conc	Unit		Qvalue
57)	1,2,3-Trichloropropane	15.31	75	302	0.06	~~ug/L~~	#	36
62)	n-Propylbenzene	15.22	91	2161	0.08	~~ug/L~~	#	56
68)	sec-Butylbenzene	16.33	105	907	0.04	~~ug/L~~	#	62
69)	p-Isopropyltoluene	16.38	119	294	0.02	~~ug/L~~	#	52
77)	Naphthalene	19.44	128	353	0.03	~~ug/L~~		100

SM

(#) = qualifier out of range (m) = manual integration

Quantitation Report

Data File : C:\HPCHEM\1\DATA\052814L3\E2800012.D Vial: 3
Acq On : 28 May 2014 2:19 pm Operator: DN
Sample : 3E42801-11 Inst : GC/MS Ins
Misc : 100cc FB-052814 Multiplr: 10.00
MS Integration Params: rteint.p
Quant Time: May 28 14:40 19114 Quant Results File: MW111313.RES

Method : C:\HPCHEM\1\METHODS\MW111313.M (RTE Integrator)
Title : 8260B GC/MS #3 ICAL 11/13/13 DN
Last Update : Wed Nov 13 19:38:32 2013
Response via : Initial Calibration



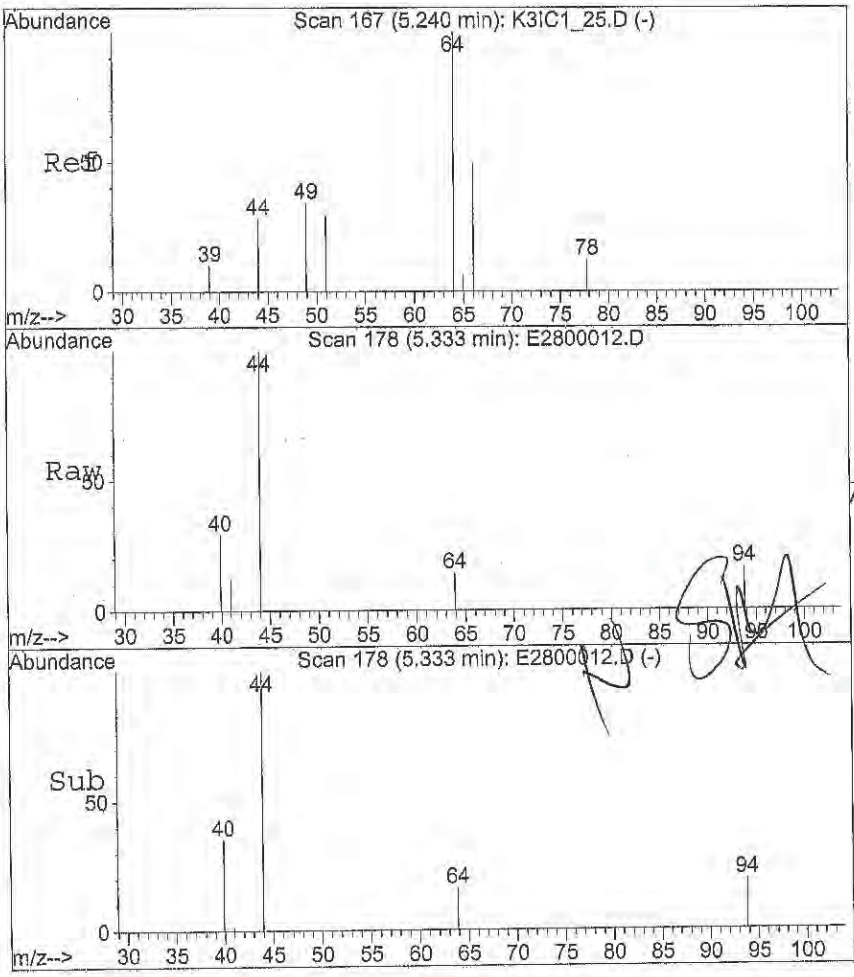

#7
Chloroethane
Concen: 1.25 ug/L
RT: 5.33 min Scan# 178
Delta R.T. 0.09 min
Lab File: E2800012.D
Acq: 28 May 2014 2:19 pm

Tgt Ion: 64 Resp: 743

Ion	Ratio	Lower	Upper
64	100		
66	40.4	35.4	53.0

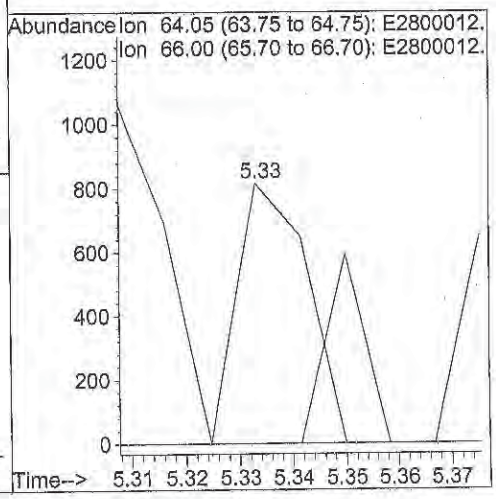

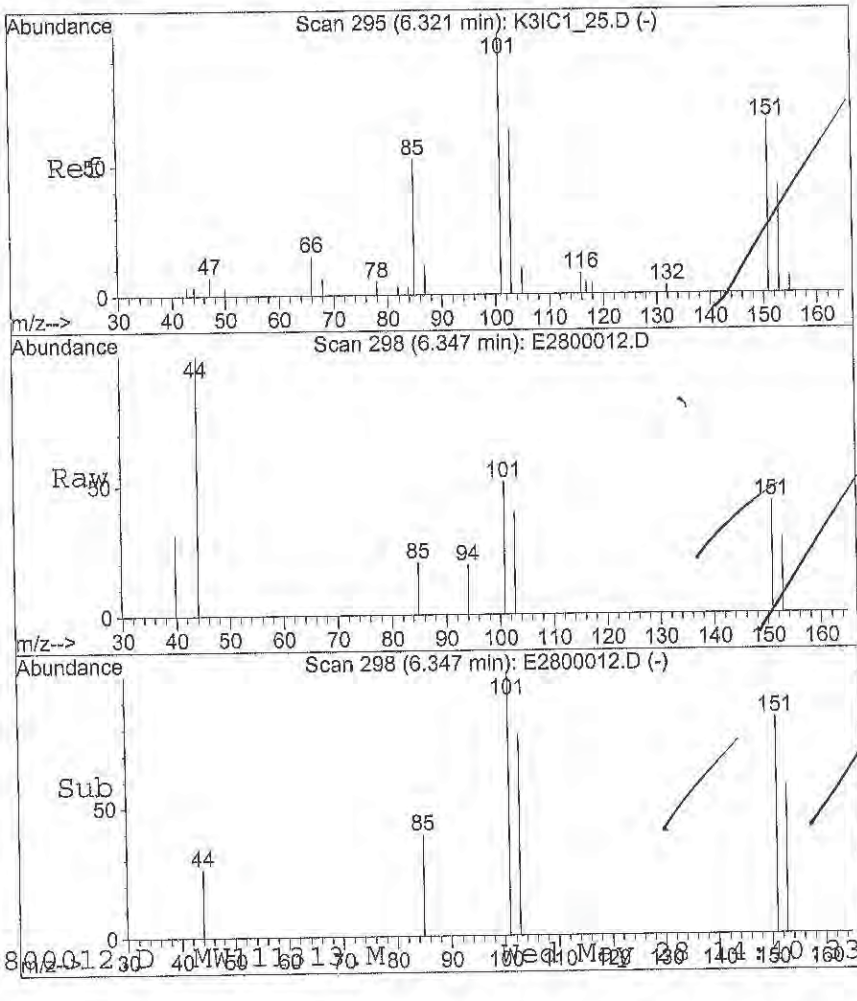

#9
(F113) 1,1,2-Trichloro-trifluor
Concen: 0.86 ug/L
RT: 6.35 min Scan# 298
Delta R.T. 0.03 min
Lab File: E2800012.D
Acq: 28 May 2014 2:19 pm

Tgt Ion:151 Resp: 2701

Ion	Ratio	Lower	Upper
151	100		
153	59.6	49.6	74.4

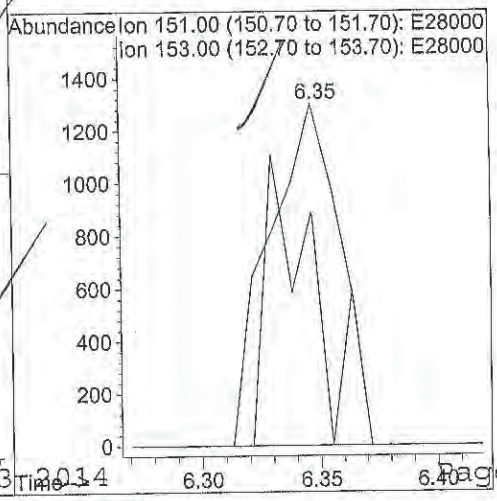

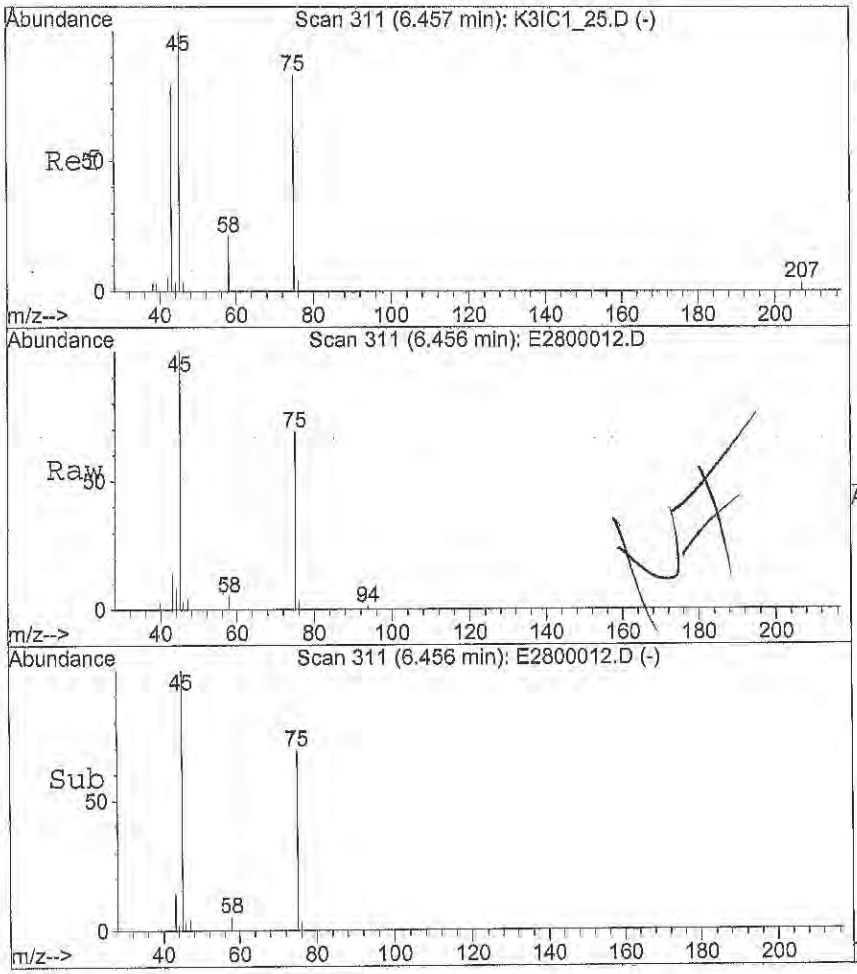

#11
Acetone
Concen: 3.44 ug/L
RT: 6.46 min Scan# 311
Delta R.T. -0.00 min
Lab File: E2800012.D
Acq: 28 May 2014 2:19 pm

Tgt Ion: 58 Resp: 5255

Ion	Ratio	Lower	Upper
58	100		
43	425.0	360.9	541.3

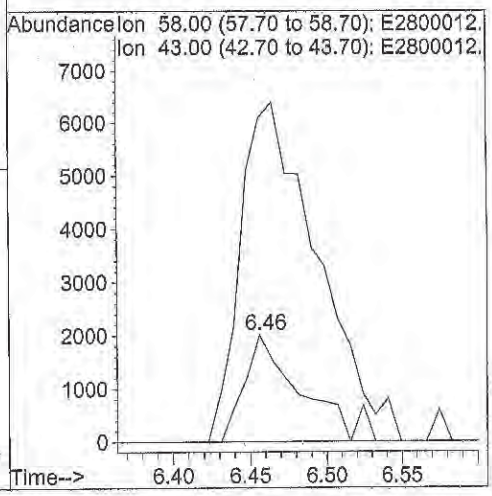

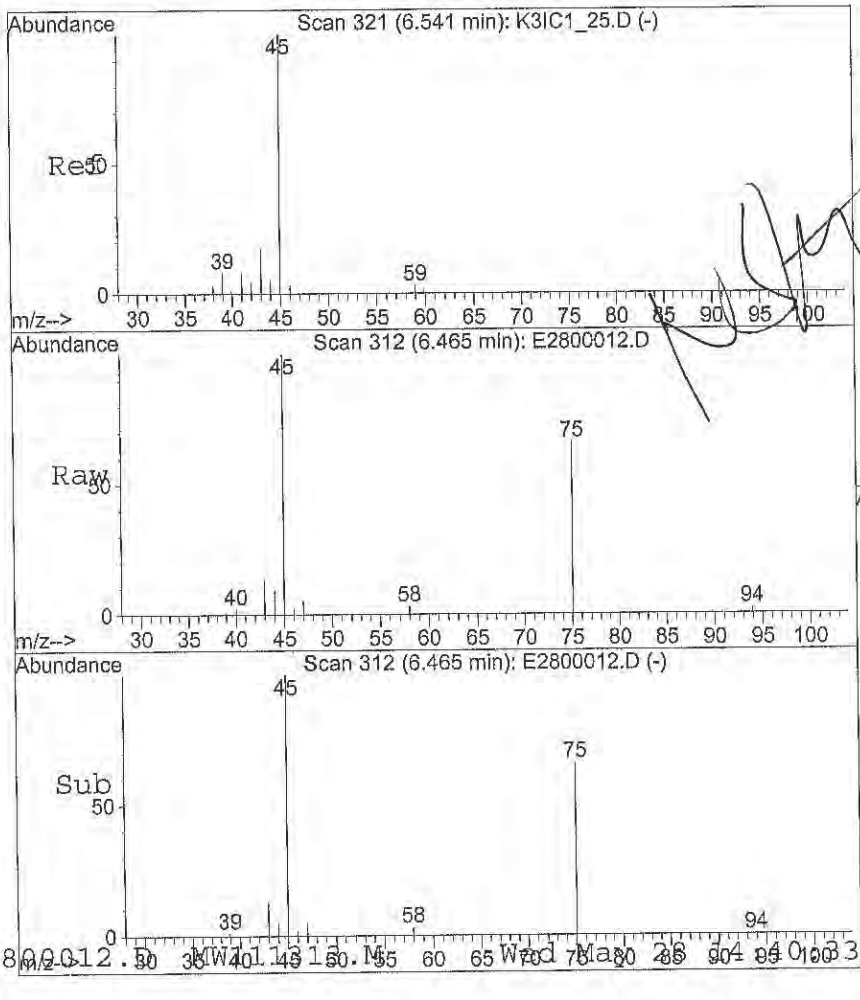

#12
(IPA) Leak Check Compound
Concen: 1108.45 ug/L
RT: 6.46 min Scan# 312
Delta R.T. -0.08 min
Lab File: E2800012.D
Acq: 28 May 2014 2:19 pm

Tgt Ion: 45 Resp: 212767

Ion	Ratio	Lower	Upper
45	100		
39	0.3	4.9	7.3#

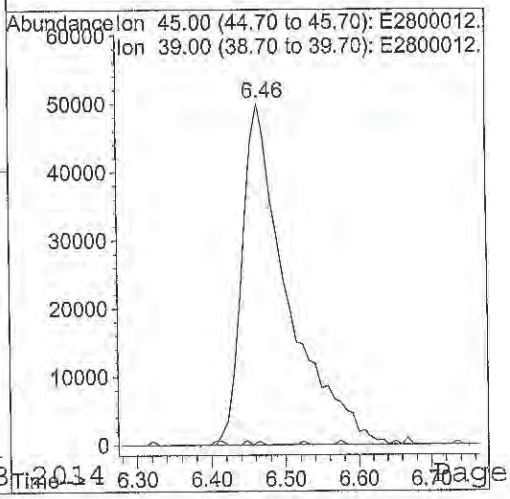

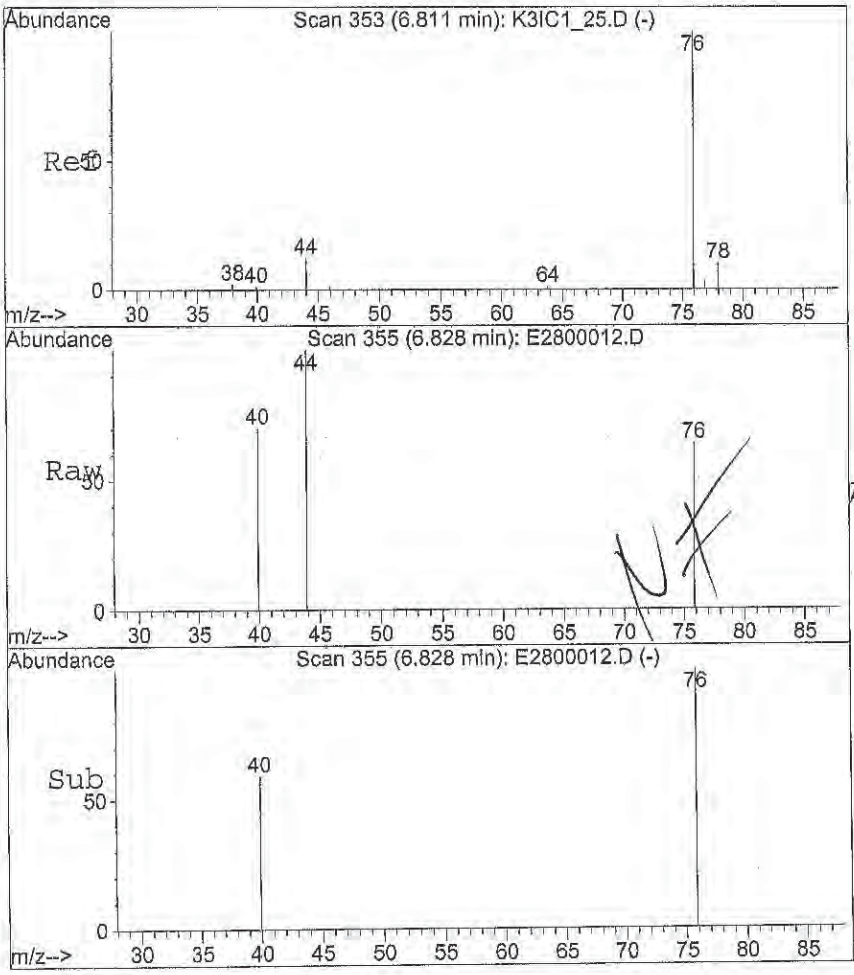

#13
Carbon disulfide
Concen: 0.19 ug/L
RT: 6.83 min Scan# 355
Delta R.T. 0.02 min
Lab File: E2800012.D
Acq: 28 May 2014 2:19 pm

Tgt Ion: 76 Resp: 2495

Ion	Ratio	Lower	Upper
76	100		
78	0.0	7.0	10.4#

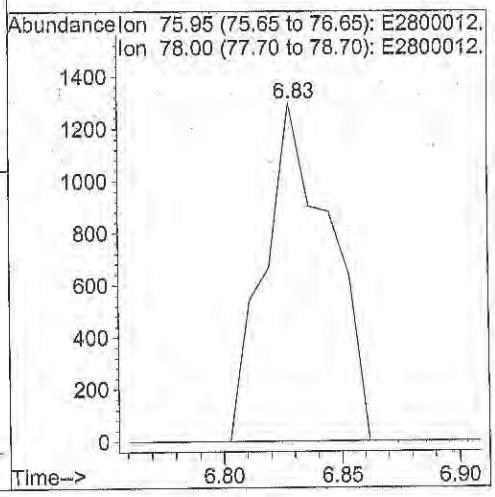

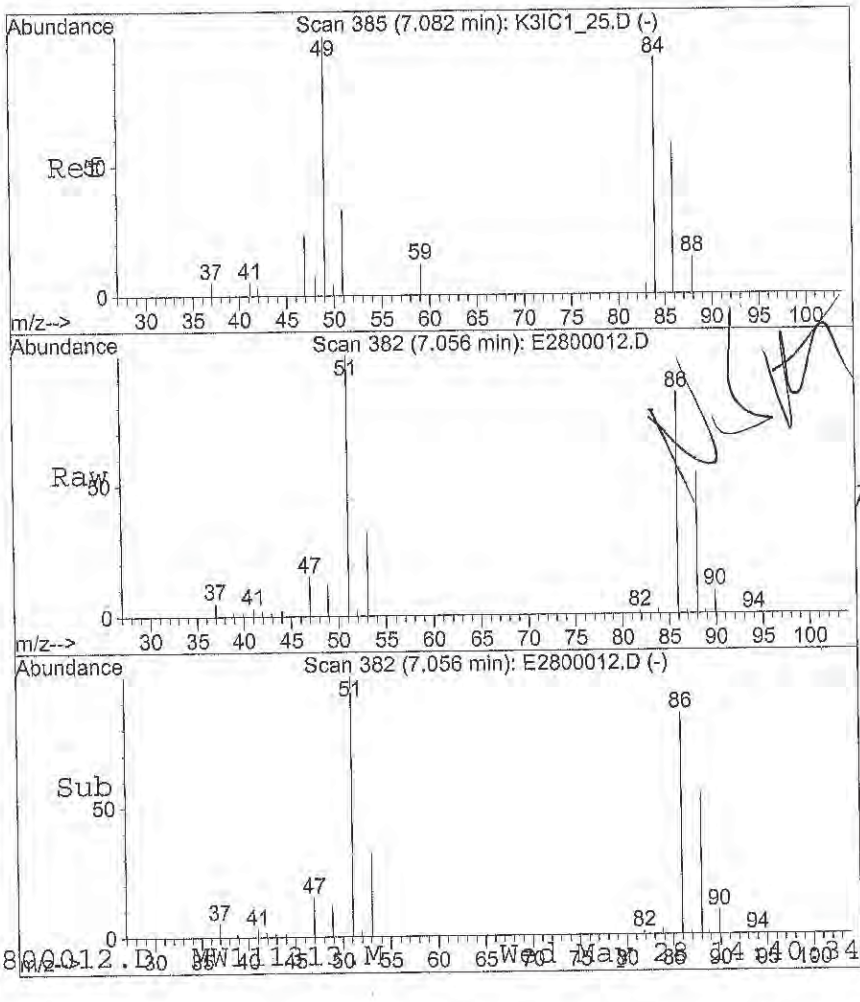

#14
Methylene Chloride
Concen: 1.35 ug/L
RT: 7.06 min Scan# 382
Delta R.T. -0.03 min
Lab File: E2800012.D
Acq: 28 May 2014 2:19 pm

Tgt Ion: 84 Resp: 5938

Ion	Ratio	Lower	Upper
84	100		
49	960.8	89.8	134.6#
86	7024.4	51.1	76.7#
51	8371.8	28.5	42.7#

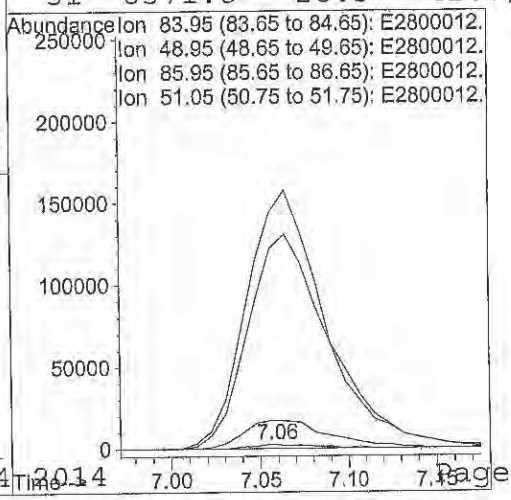

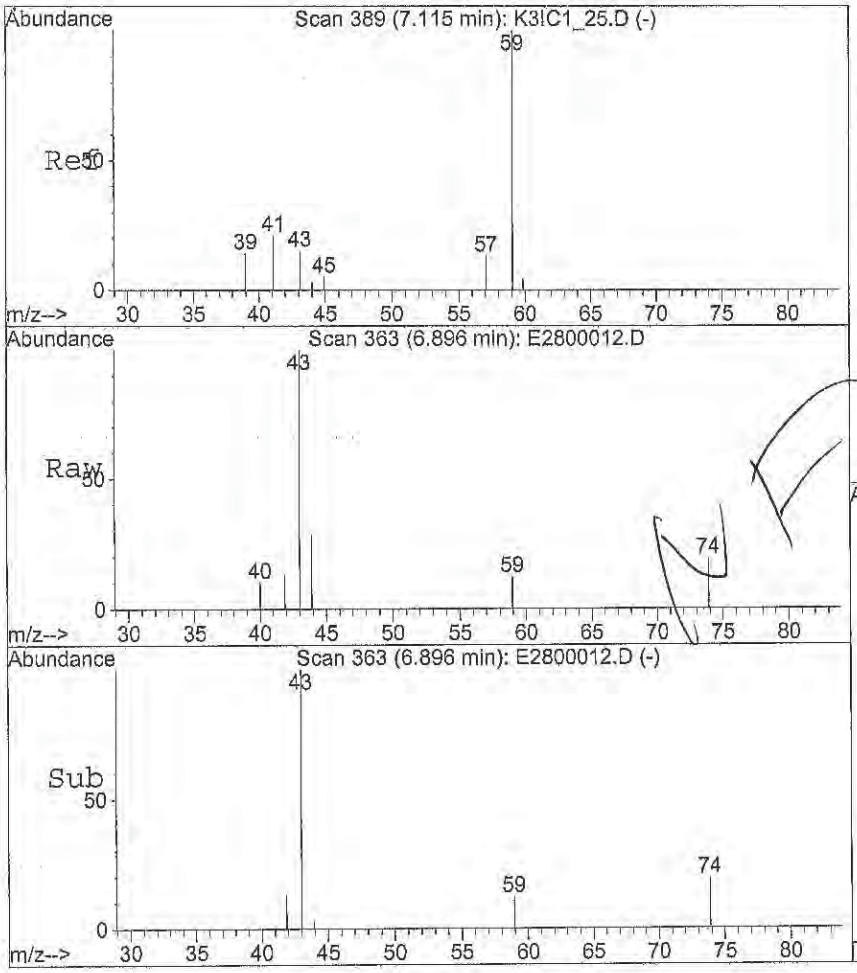

#15
(TBA) tert-Butanol
Concen: 7.37 ug/L
RT: 6.90 min Scan# 363
Delta R.T. -0.22 min
Lab File: E2800012.D
Acq: 28 May 2014 2:19 pm

Tgt Ion: 59 Resp: 2009

Ion	Ratio	Lower	Upper
59	100		
57	0.0	6.4	9.6#

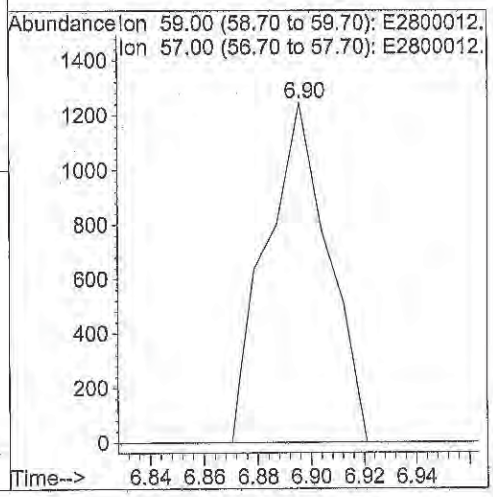

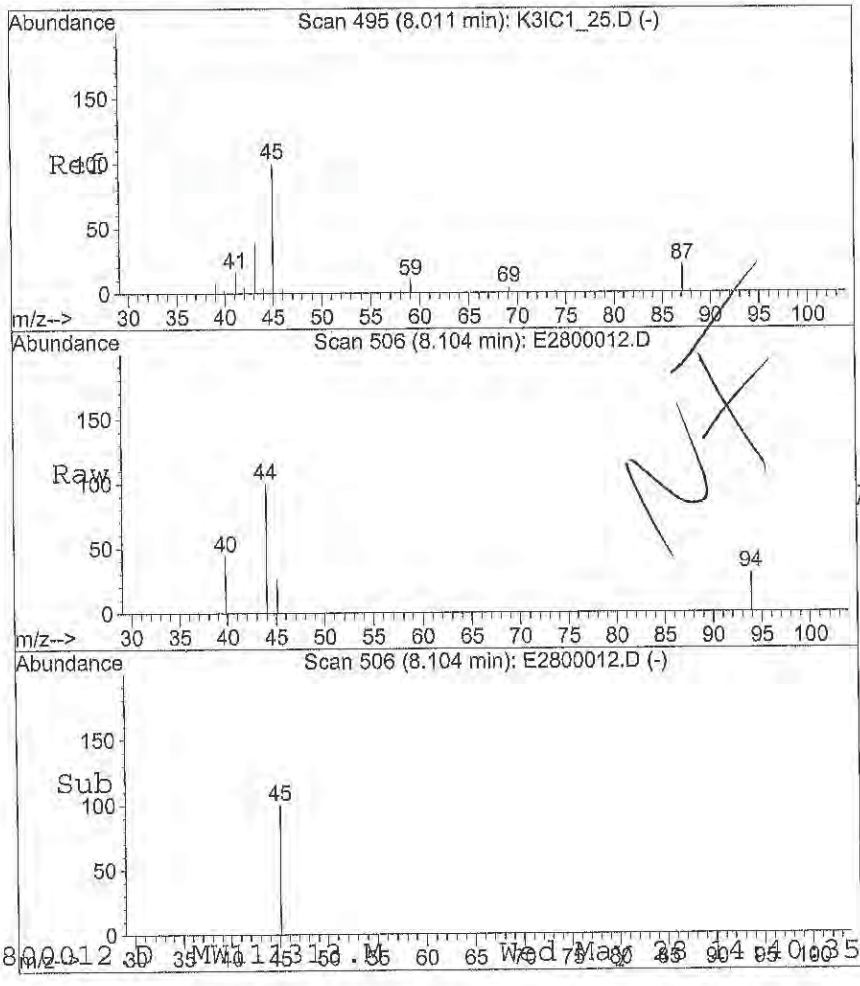

#22
(DIPE) Diisopropyl Ether
Concen: 0.02 ug/L
RT: 8.10 min Scan# 506
Delta R.T. 0.09 min
Lab File: E2800012.D
Acq: 28 May 2014 2:19 pm

Tgt Ion: 45 Resp: 261

Ion	Ratio	Lower	Upper
45	100		
87	0.0	17.0	25.6#
43	0.0	30.5	45.7#
59	0.0	7.4	11.2#

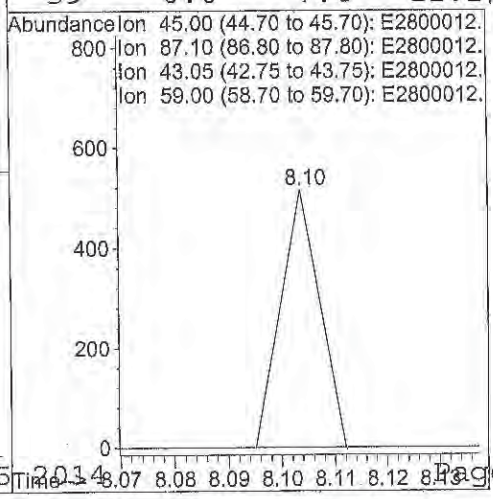

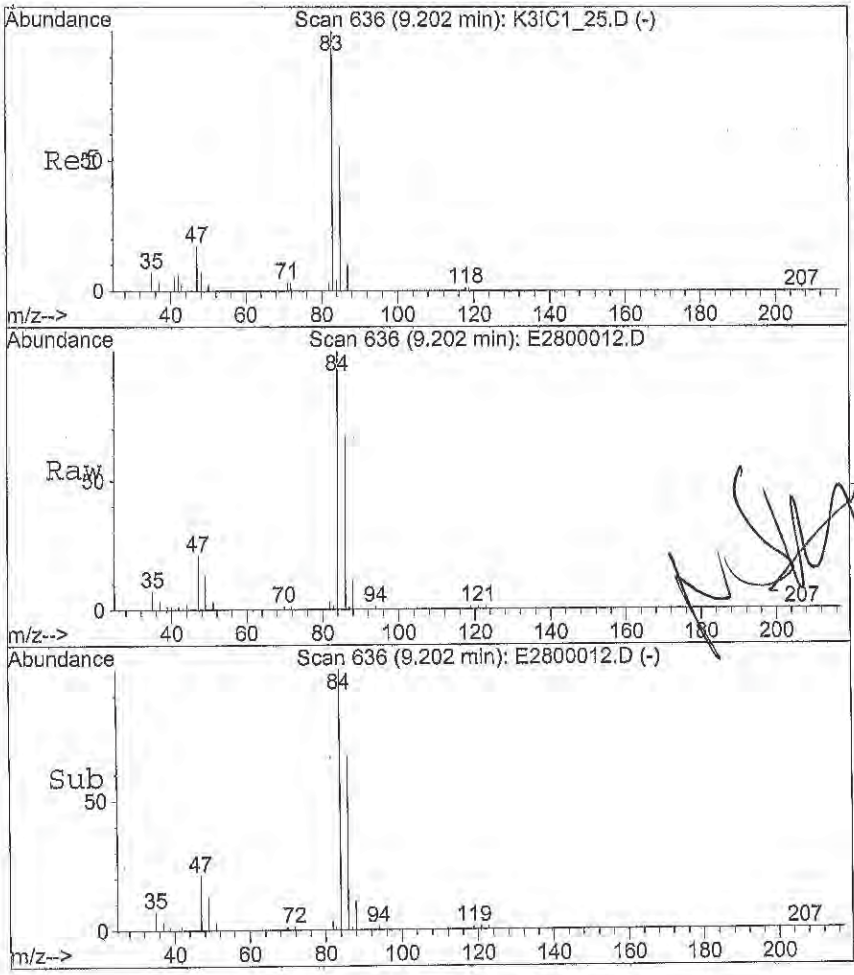

#24
Chloroform
Concen: 0.36 ug/L
RT: 9.20 min Scan# 636
Delta R.T. -0.00 min
Lab File: E2800012.D
Acq: 28 May 2014 2:19 pm

Tgt Ion: 83 Resp: 2971

Ion	Ratio	Lower	Upper
83	100		
85	58.4	51.8	77.6

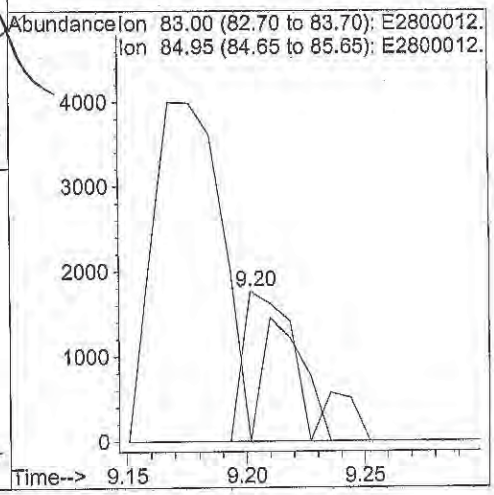

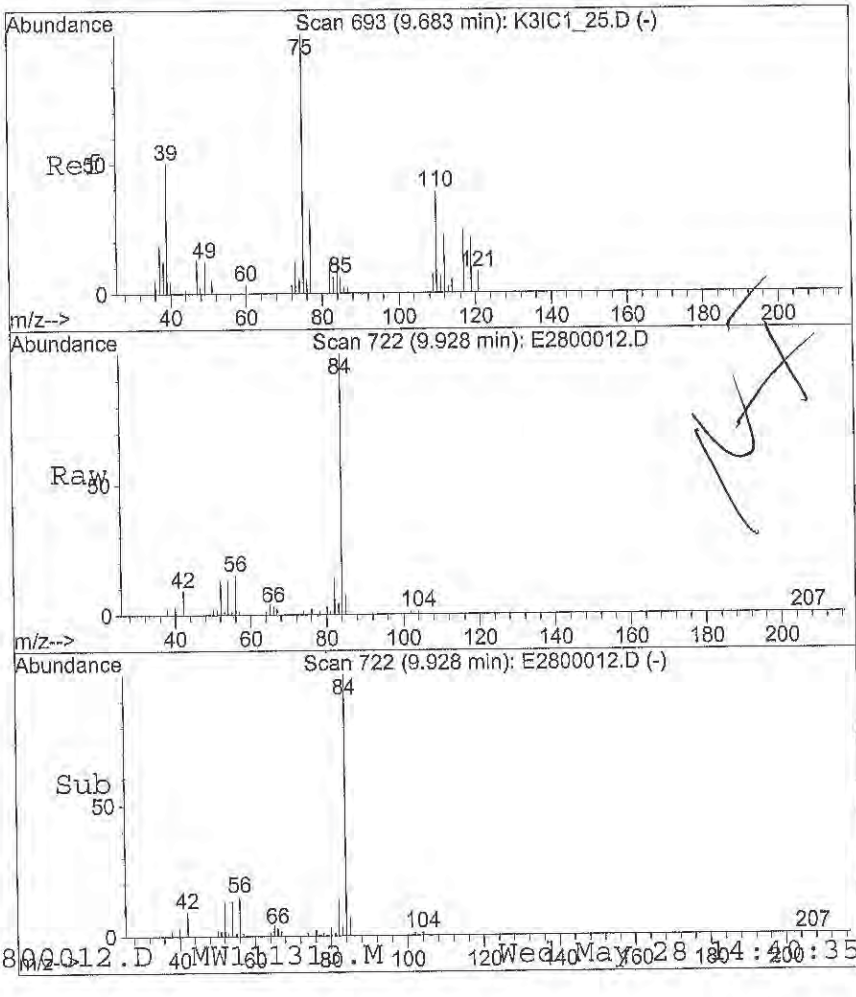

#29
1,1-Dichloropropene
Concen: 0.05 ug/L
RT: 9.93 min Scan# 722
Delta R.T. 0.24 min
Lab File: E2800012.D
Acq: 28 May 2014 2:19 pm

Tgt Ion: 75 Resp: 297

Ion	Ratio	Lower	Upper
75	100		
110	0.0	29.0	43.6#
77	823.2	25.0	37.4#

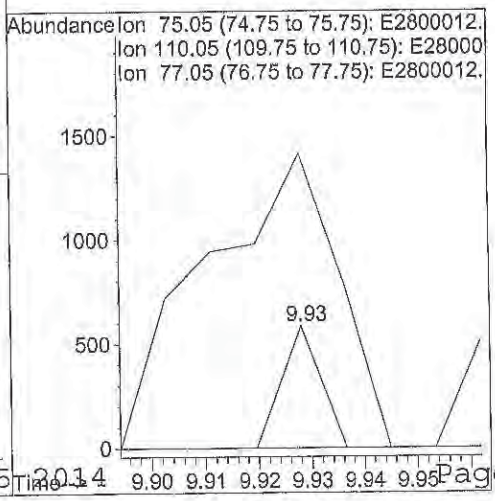

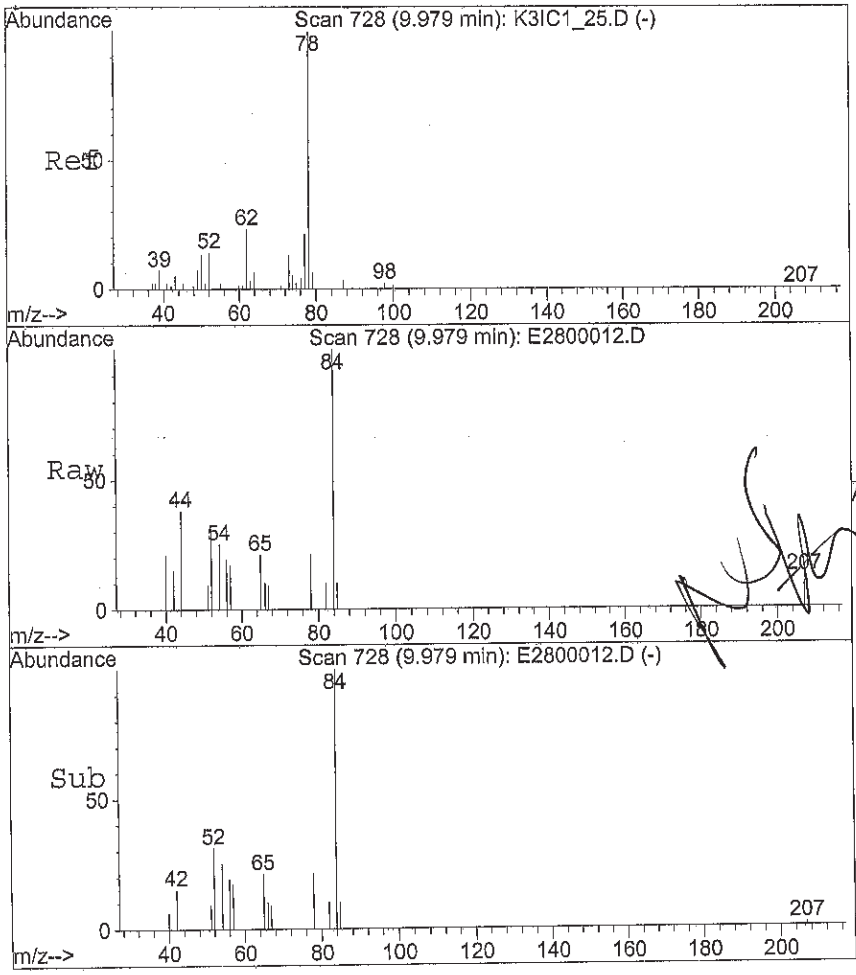

#31
Benzene
Concen: 0.11 ug/L
RT: 9.98 min Scan# 728
Delta R.T. -0.00 min
Lab File: E2800012.D
Acq: 28 May 2014 2:19 pm

Tgt Ion: 78 Resp: 1711

Ion	Ratio	Lower	Upper
78	100		
51	0.0	14.2	21.2#
77	0.0	16.6	24.8#

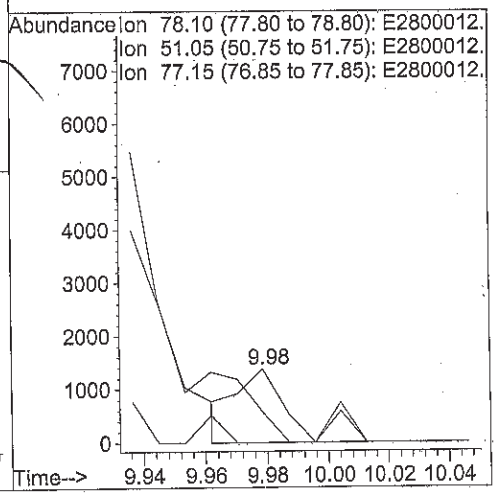

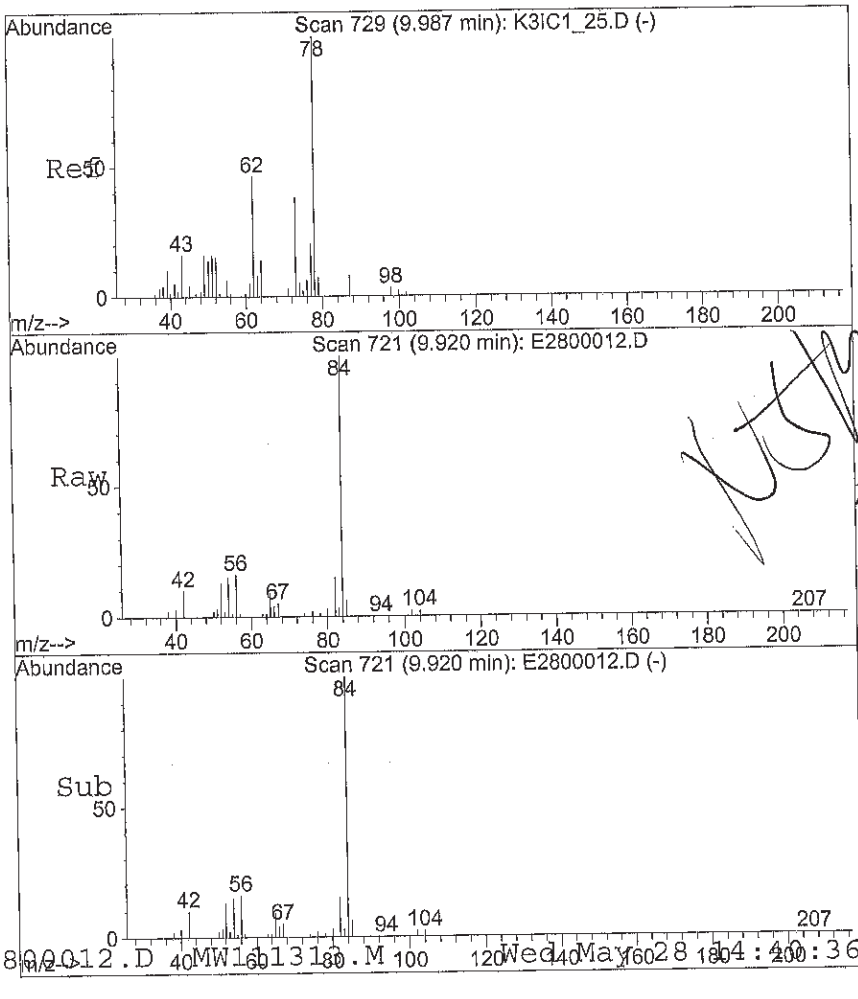

#32
1,2-Dichloroethane
Concen: 1.15 ug/L
RT: 9.92 min Scan# 721
Delta R.T. -0.07 min
Lab File: E2800012.D
Acq: 28 May 2014 2:19 pm

Tgt Ion: 62 Resp: 6097

Ion	Ratio	Lower	Upper
62	100		
64	216.0	28.0	42.0#
49	0.0	28.5	42.7#
98	0.0	6.2	9.4#

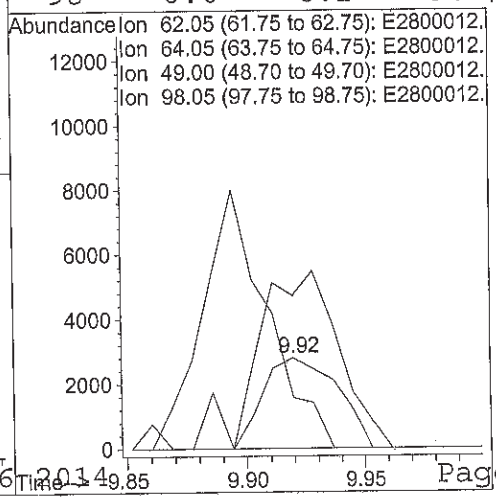

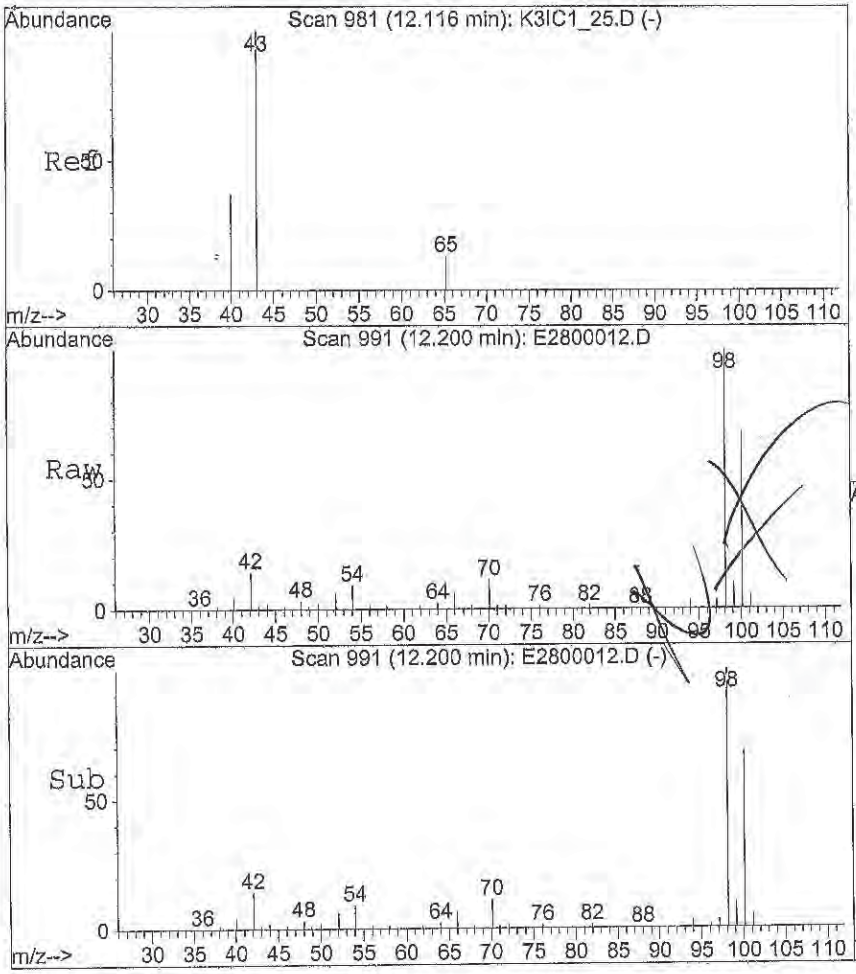

#40
(MIBK) 4-Methyl-2-Pentanone
Concen: 2.93 ug/L
RT: 12.20 min Scan# 991
Delta R.T. 0.08 min
Lab File: E2800012.D
Acq: 28 May 2014 2:19 pm

Tgt Ion: 43 Resp: 7284

Ion	Ratio	Lower	Upper
43	100		
58	145.0	0.0	0.0#
85	0.0	0.0	0.0
100	13106.0	0.0	0.0#

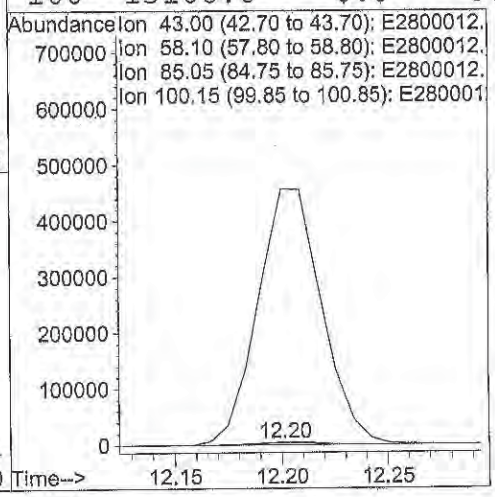

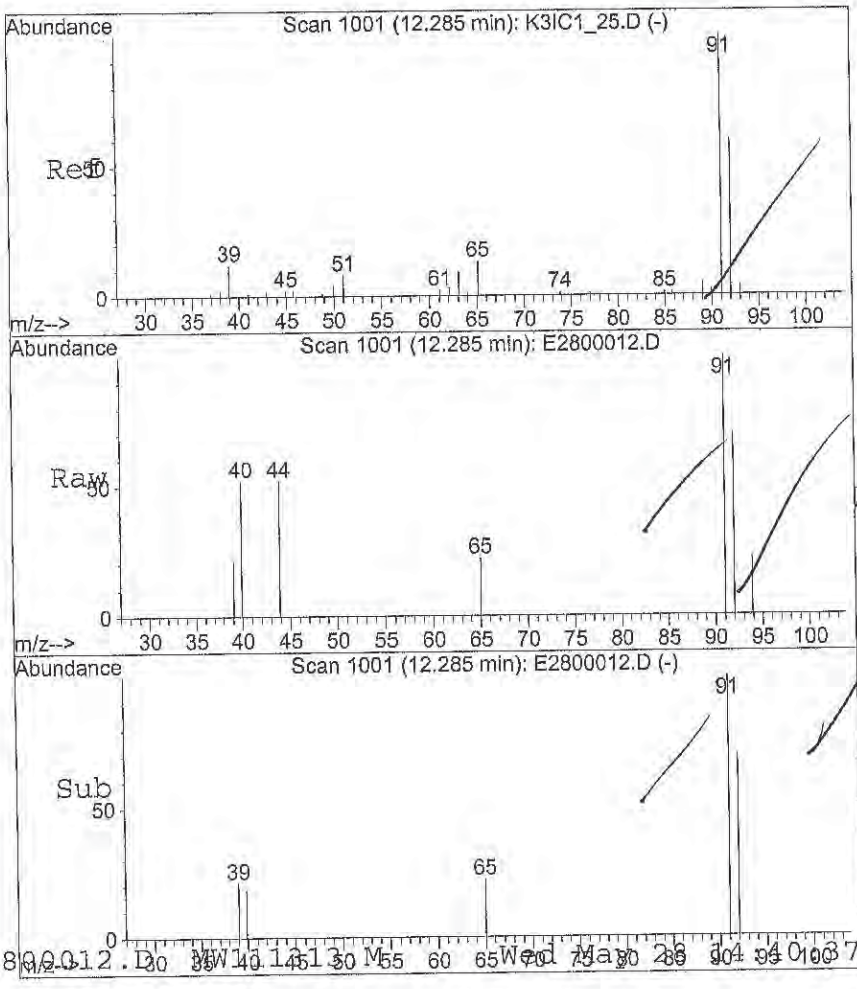

#41
Toluene
Concen: 0.40 ug/L
RT: 12.28 min Scan# 1001
Delta R.T. -0.00 min
Lab File: E2800012.D
Acq: 28 May 2014 2:19 pm

Tgt Ion: 91 Resp: 6782

Ion	Ratio	Lower	Upper
91	100		
92	58.5	47.4	71.0

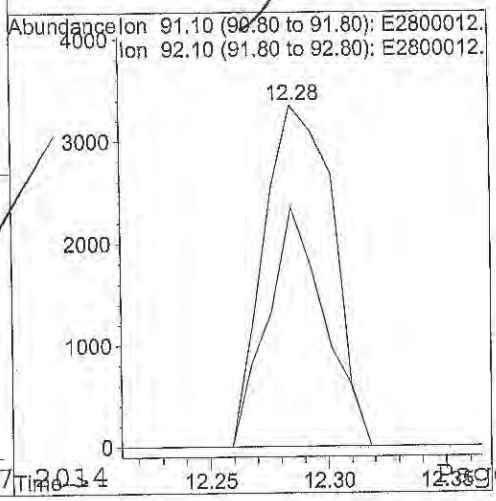

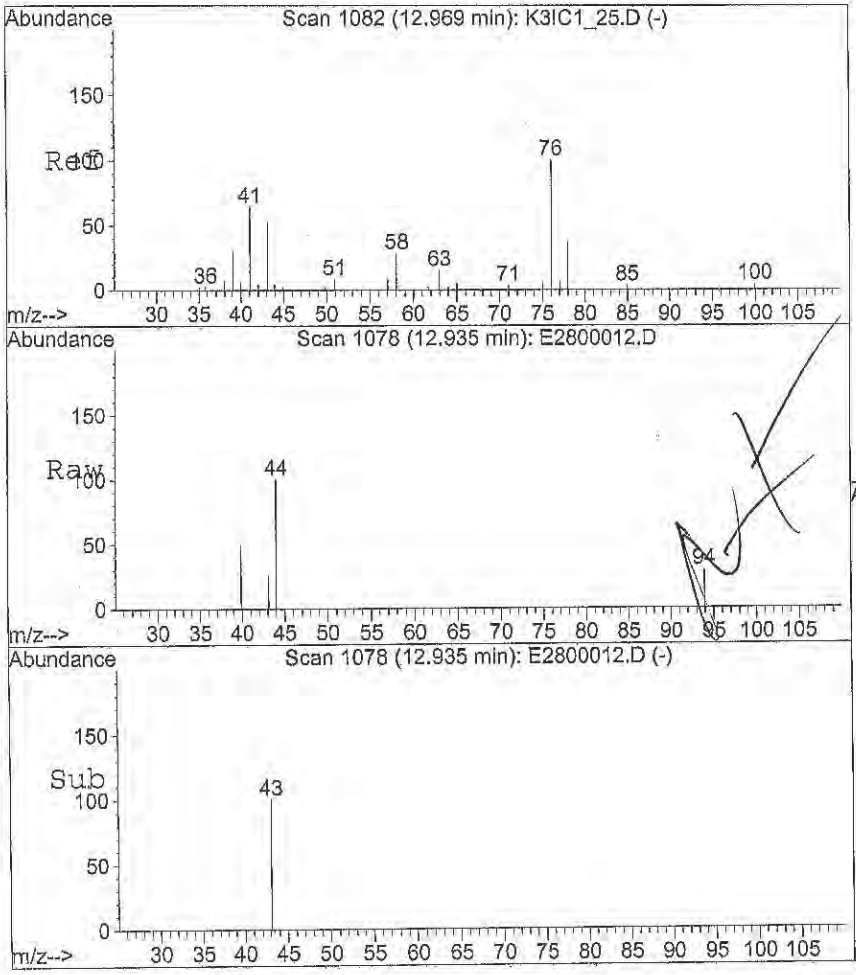

#46
2-Hexanone
Concen: 0.11 ug/L
RT: 12.94 min Scan# 1078
Delta R.T. -0.03 min
Lab File: E2800012.D
Acq: 28 May 2014 2:19 pm

Tgt Ion: 43 Resp: 306

Ion	Ratio	Lower	Upper
43	100		
58	0.0	40.9	61.3#
100	0.0	5.5	8.3#
85	0.0	4.3	6.5#

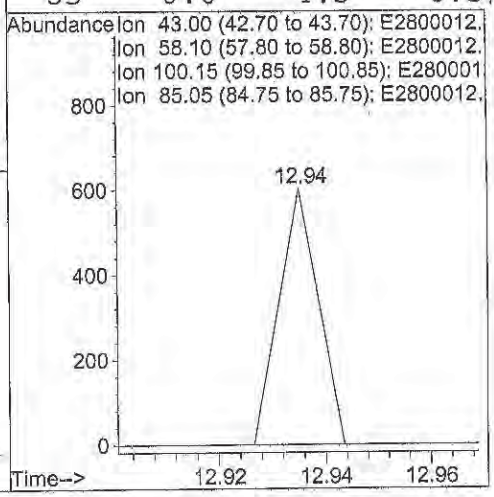

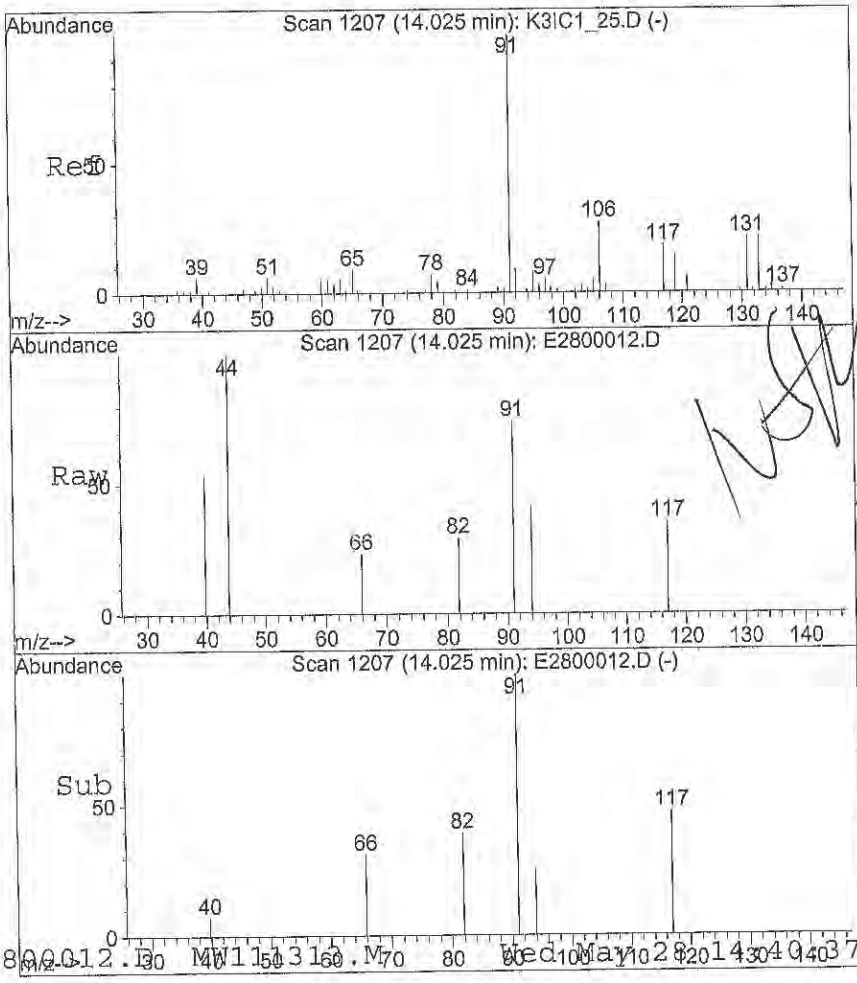

#51
Ethylbenzene
Concen: 0.13 ug/L
RT: 14.02 min Scan# 1207
Delta R.T. -0.00 min
Lab File: E2800012.D
Acq: 28 May 2014 2:19 pm

Tgt Ion: 91 Resp: 2553

Ion	Ratio	Lower	Upper
91	100		
106	0.0	23.5	35.3#

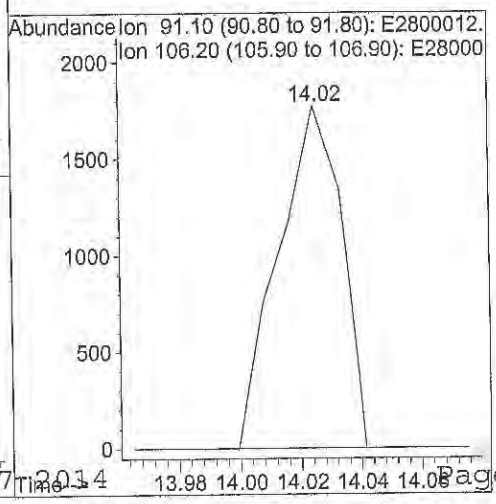

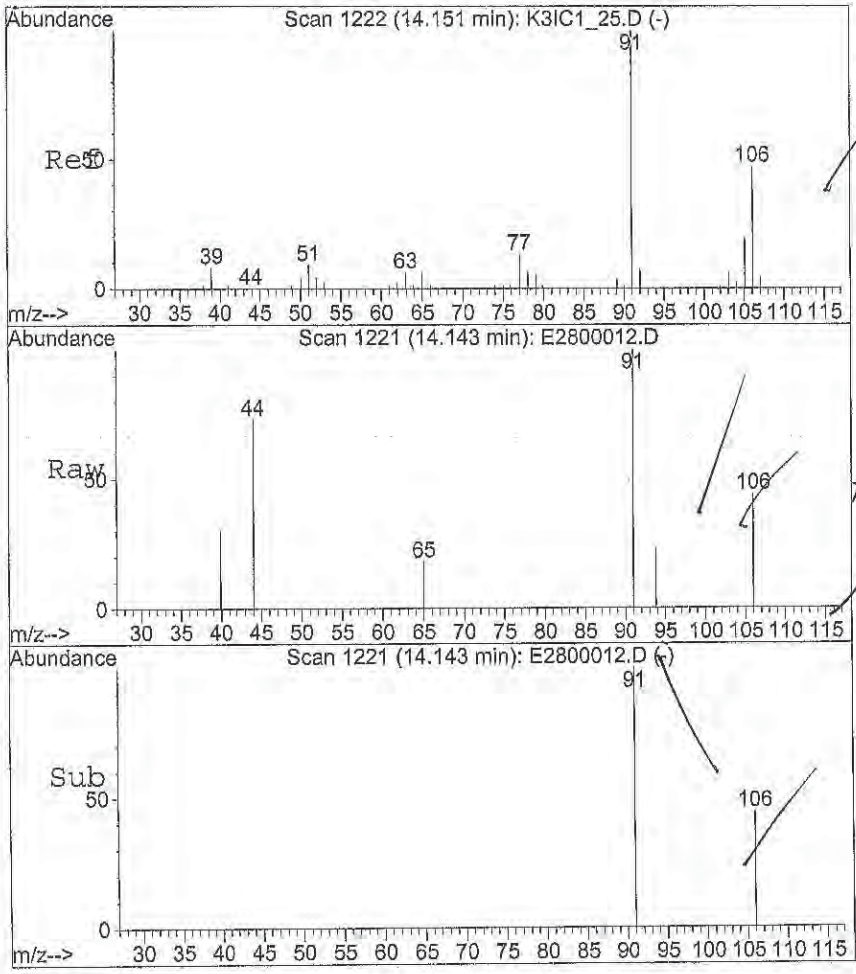

#52
m,p-Xylenes
Concen: 0.29 ug/L
RT: 14.14 min Scan# 1221
Delta R.T. -0.01 min
Lab File: E2800012.D
Acq: 28 May 2014 2:19 pm

Tgt Ion:106 Resp: 2017

Ion	Ratio	Lower	Upper
106	100		
91	258.2	177.1	265.7

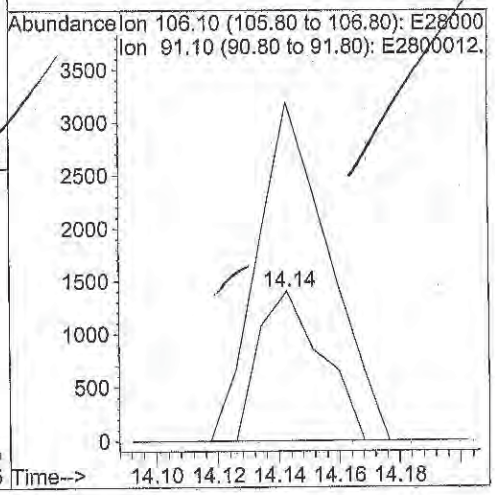

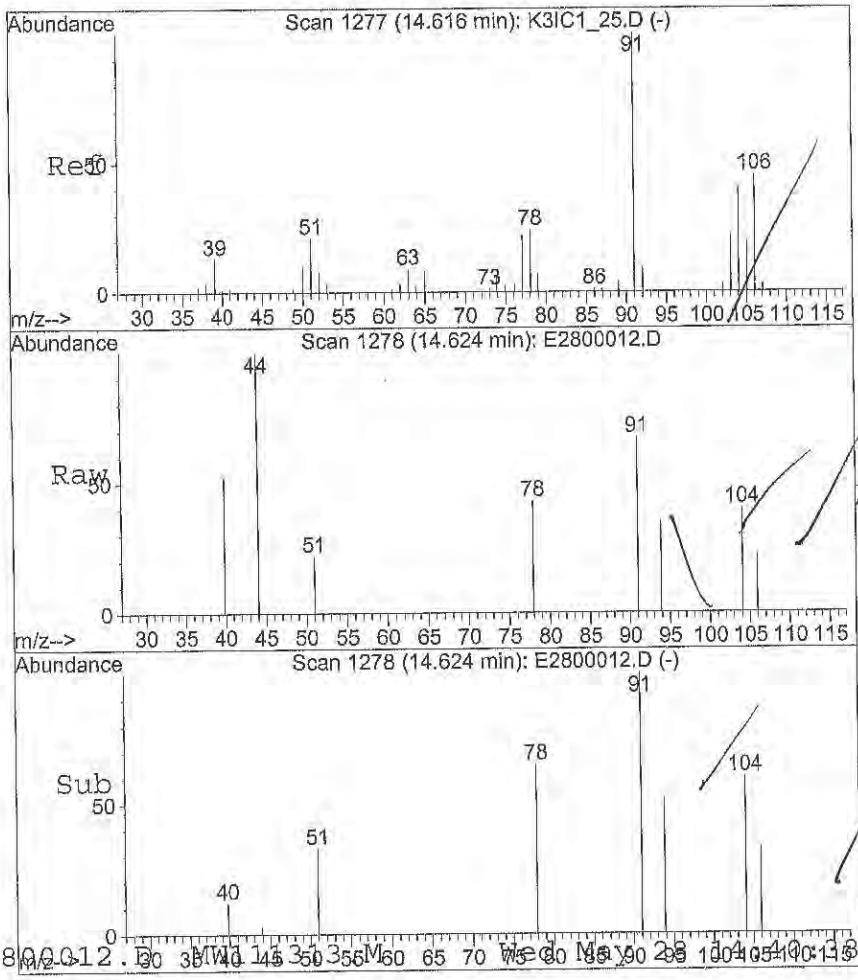

#53
o-Xylene
Concen: 0.04 ug/L
RT: 14.62 min Scan# 1278
Delta R.T. 0.01 min
Lab File: E2800012.D
Acq: 28 May 2014 2:19 pm

Tgt Ion:106 Resp: 285

Ion	Ratio	Lower	Upper
106	100		
91	812.6	179.0	268.6#

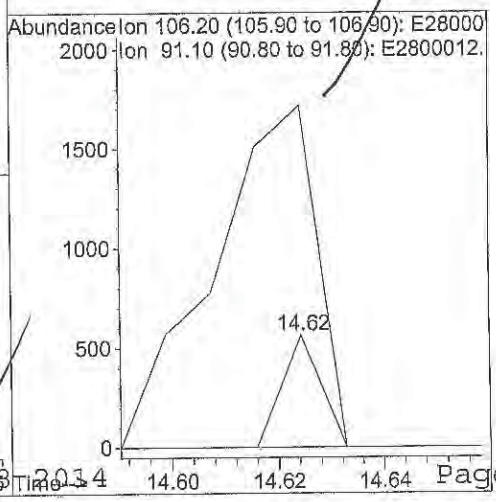

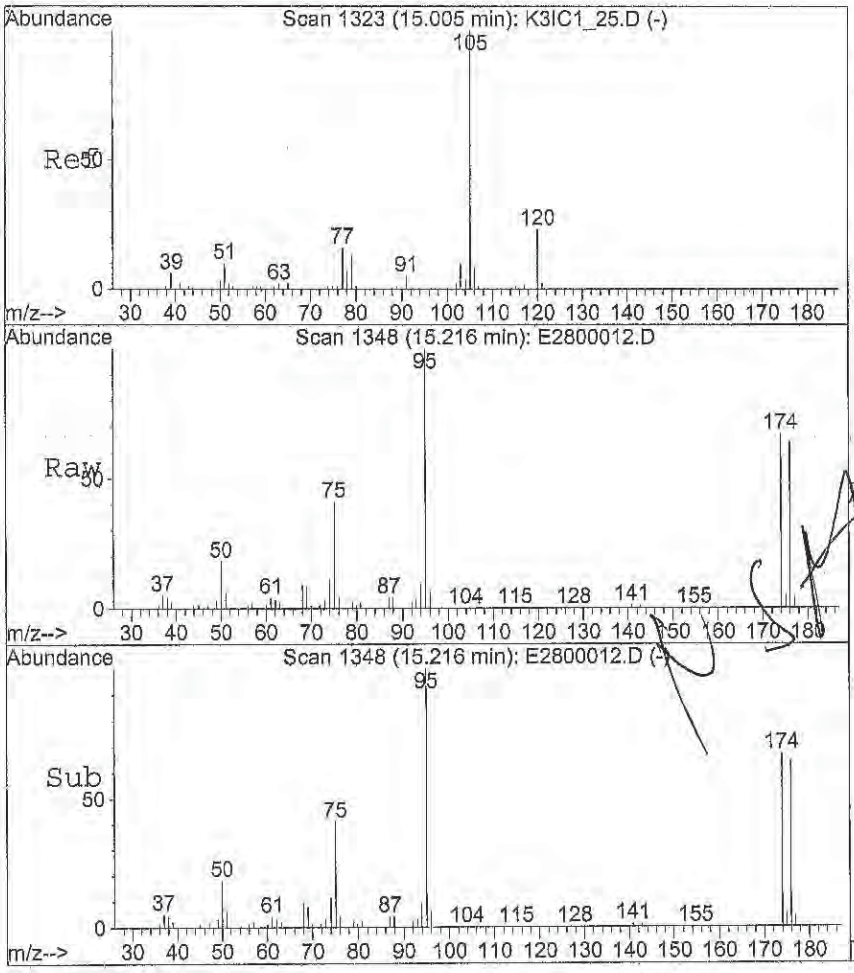

#56
Isopropylbenzene
Concen: 0.05 ug/L
RT: 15.22 min Scan# 1348
Delta R.T. 0.21 min
Lab File: E2800012.D
Acq: 28 May 2014 2:19 pm

Tgt Ion:105 Resp: 980

Ion	Ratio	Lower	Upper
105	100		
120	0.0	19.3	28.9#
77	365.2	13.1	19.7#

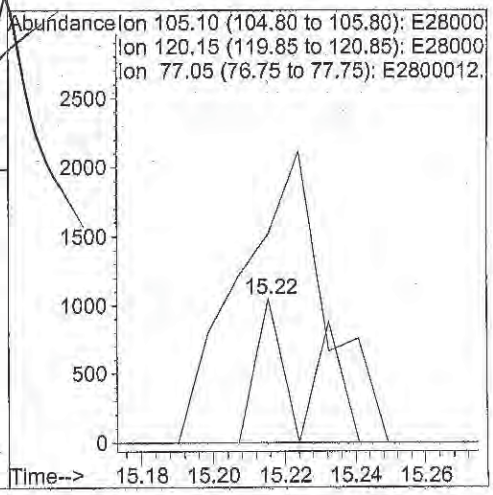

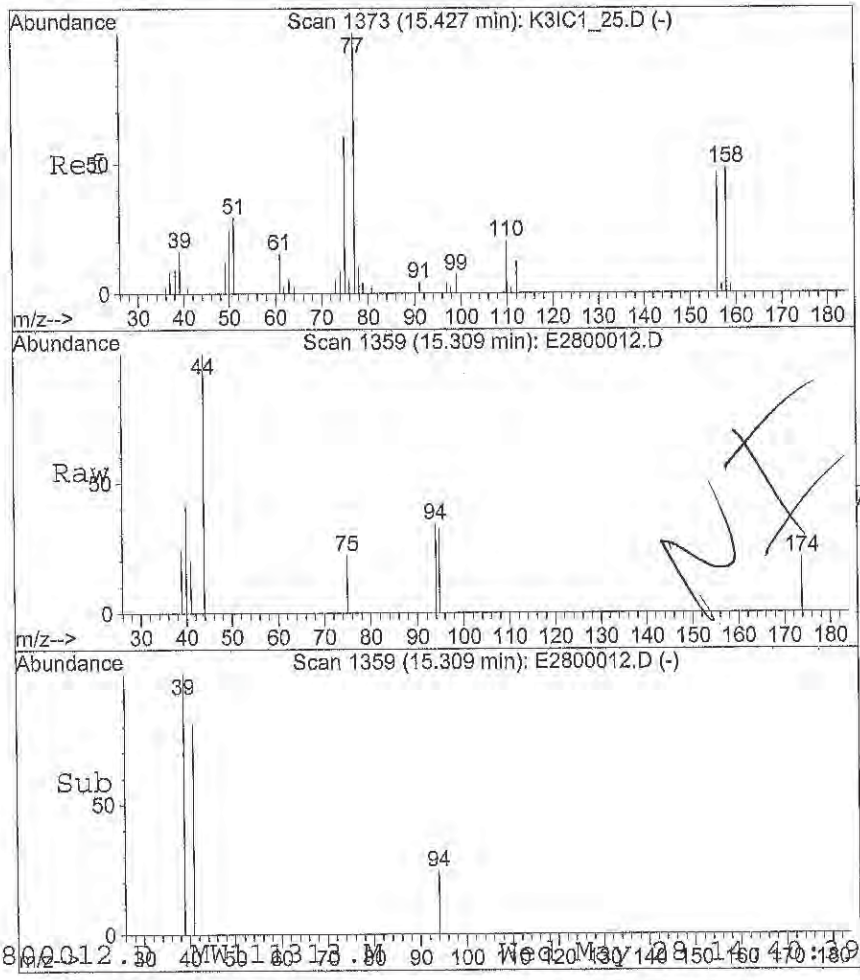

#57
1,2,3-Trichloropropane
Concen: 0.06 ug/L
RT: 15.31 min Scan# 1359
Delta R.T. -0.12 min
Lab File: E2800012.D
Acq: 28 May 2014 2:19 pm

Tgt Ion: 75 Resp: 302

Ion	Ratio	Lower	Upper
75	100		
77	0.0	31.2	46.8#

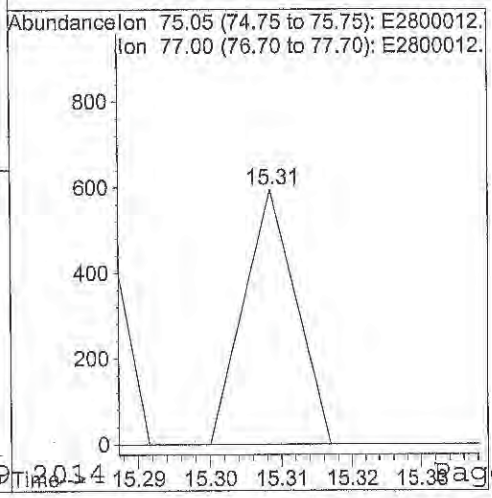

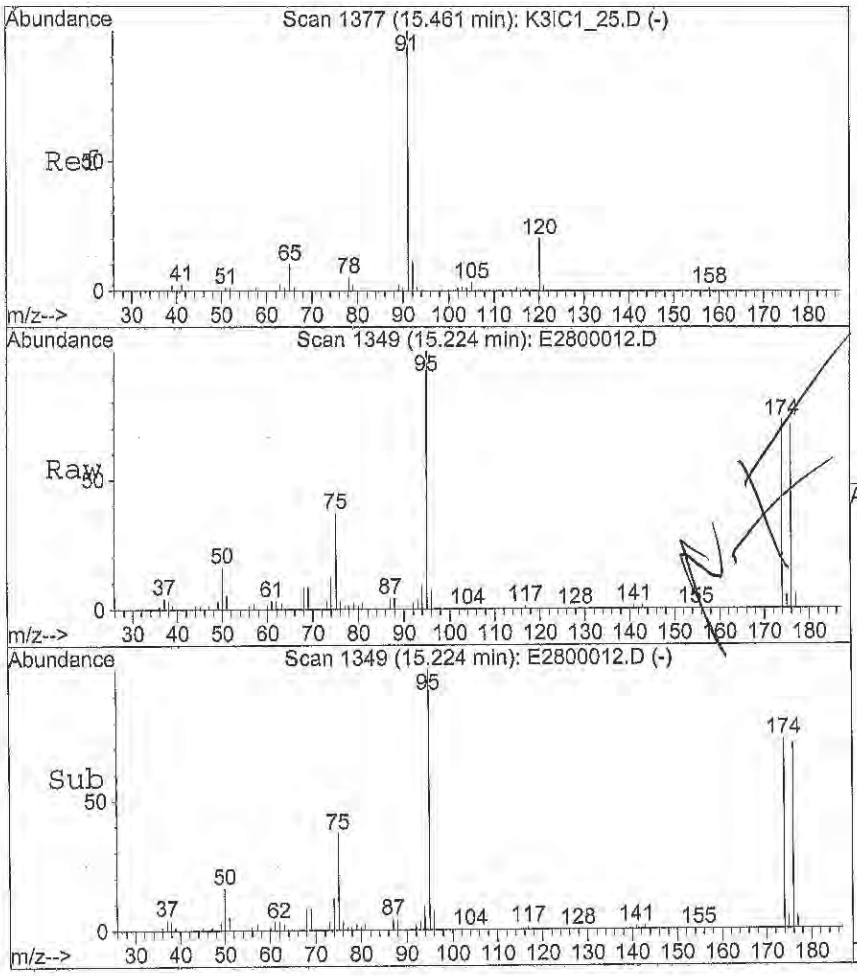

#62
n-Propylbenzene
Concen: 0.08 ug/L
RT: 15.22 min Scan# 1349
Delta R.T. -0.24 min
Lab File: E2800012.D
Acq: 28 May 2014 2:19 pm

Tgt Ion: 91 Resp: 2161

Ion	Ratio	Lower	Upper
91	100		
120	0.0	16.1	24.1#

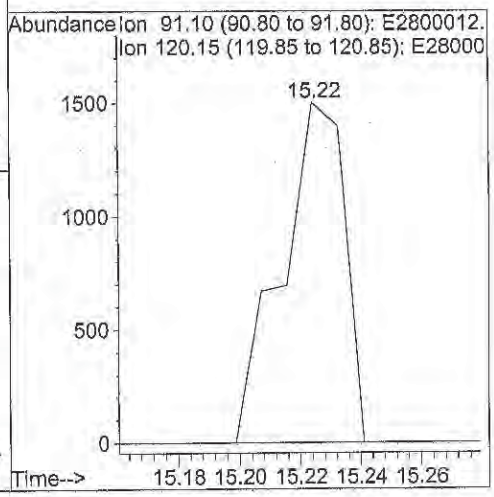

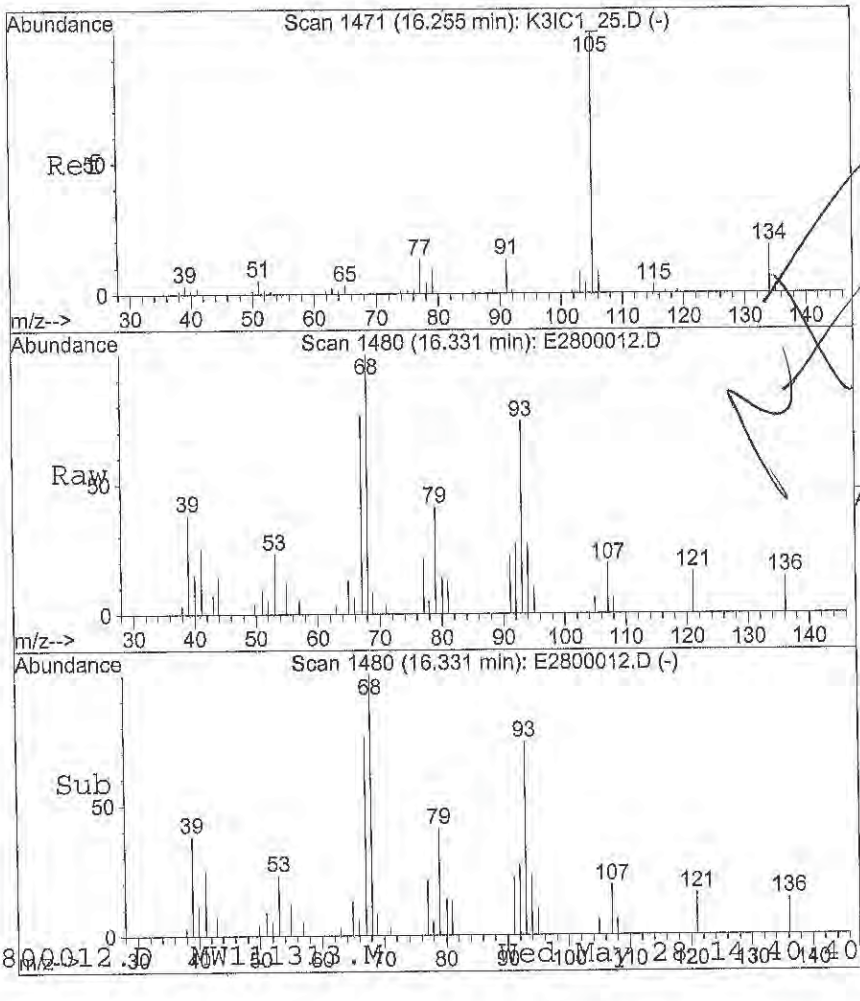

#68
sec-Butylbenzene
Concen: 0.04 ug/L
RT: 16.33 min Scan# 1480
Delta R.T. 0.08 min
Lab File: E2800012.D
Acq: 28 May 2014 2:19 pm

Tgt Ion:105 Resp: 907

Ion	Ratio	Lower	Upper
105	100		
134	0.0	13.0	19.6#

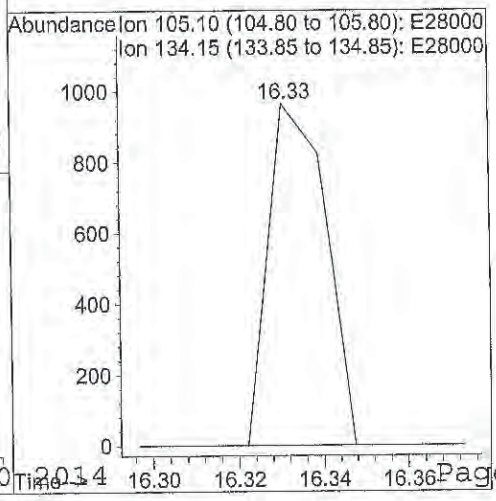

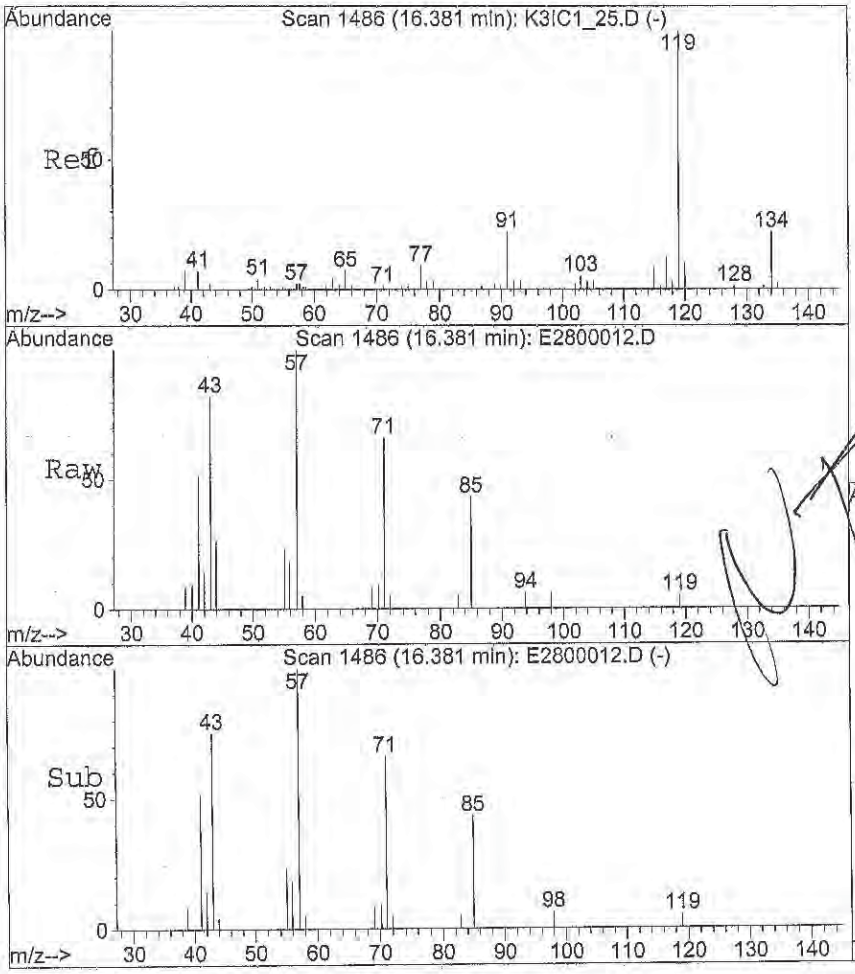

#69
p-Isopropyltoluene
Concen: 0.02 ug/L
RT: 16.38 min Scan# 1486
Delta R.T. -0.00 min
Lab File: E2800012.D
Acq: 28 May 2014 2:19 pm

Tgt Ion:119 Resp: 294

Ion	Ratio	Lower	Upper
119	100		
134	0.0	17.4	26.2#
91	0.0	19.6	29.4#

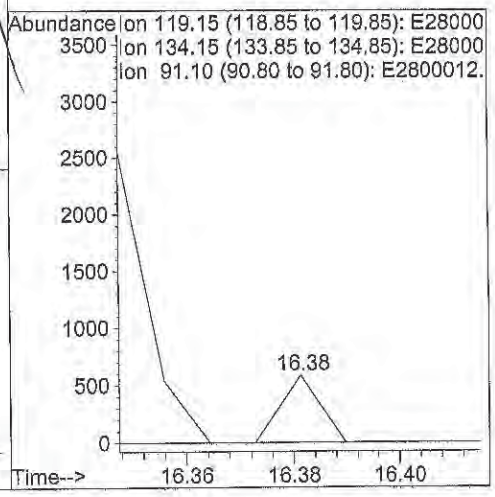

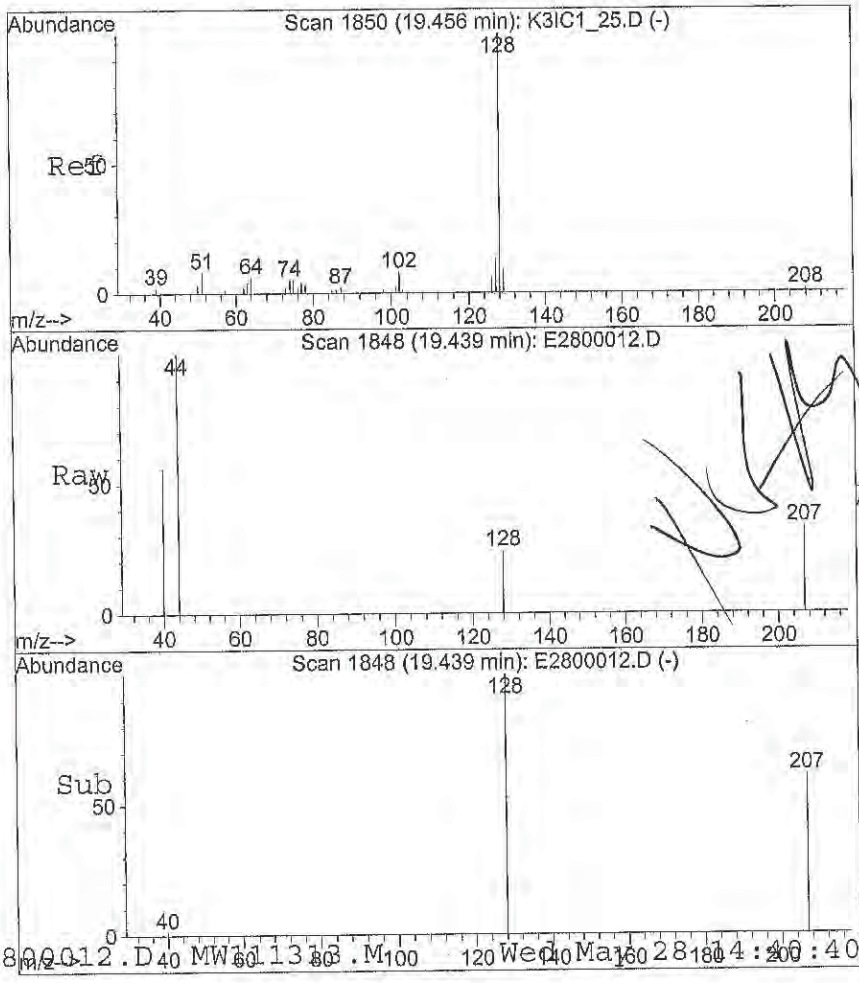

#77
Naphthalene
Concen: 0.03 ug/L
RT: 19.44 min Scan# 1848
Delta R.T. -0.02 min
Lab File: E2800012.D
Acq: 28 May 2014 2:19 pm

Tgt Ion:128 Resp: 353

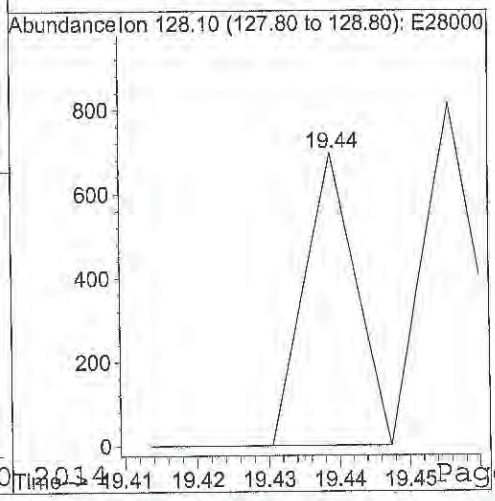

Quantitation Report (Not Reviewed)

Data File : C:\HPCHEM\1\DATA\052814L3\E2800012.D Vial: 3
Acq On : 28 May 2014 2:19 pm Operator: DN
Sample : 3E42801-11 Inst : GC/MS Ins
Misc : 100cc FB-052814 Multiplr: 10.00
MS Integration Params: rteint.p
Quant Time: May 28 14:40 19114 Quant Results File: SS072713.RES

Quant Method : C:\HPCHEM\1\METHODS\SS072713.M (RTE Integrator)
Title : 8260B GC/MS #3 ICAL SSSF 07/27/13 DN
Last Update : Mon Nov 18 10:31:39 2013
Response via : Initial Calibration
DataAcq Meth : MW111313

Internal Standards	R.T.	QIon	Response	Conc	Units	Dev(Min)
1) Fluorobenzene (IS)	10.29	96	1597393	12.50	ug/L	-0.02
7) Chlorobenzene-d5 (IS)	13.91	117	1245718	12.50	ug/L	-0.01
10) 1,4-Dichlorobenzene-d4 (IS	16.51	152	690192	12.50	ug/L	0.00
System Monitoring Compounds						
2) Dibromofluoromethane (SU1)	9.43	113	461787	11.12	ug/L	0.00
Spiked Amount 12.500	Range 75 - 125		Recovery = 88.96%			
3) Chloroform-d (SU6)	9.18	84	717266	12.03	ug/L	0.00
Spiked Amount 12.500	Range 70 - 140		Recovery = 96.24%			
4) Methylene Chloride-d2 (SU5	7.06	86	417106	11.97	ug/L	0.01
Spiked Amount 12.500	Range 70 - 140		Recovery = 95.76%			
5) 1,2-Dichloroethane-d4 (SU2	9.89	65	448354	15.79	ug/L	0.00
Spiked Amount 12.500	Range 75 - 125		Recovery = 126.32%#			
6) Benzene-d6 (SU7)	9.93	84	1398264	11.16	ug/L	-0.02
Spiked Amount 12.500	Range 70 - 140		Recovery = 89.28%			
8) Toluene-d8 (SU3)	12.20	98	1416371	11.98	ug/L	-0.02
Spiked Amount 12.500	Range 75 - 125		Recovery = 95.84%			
9) 4-Bromofluorobenzene (SU4)	15.22	95	702382	14.40	ug/L	0.00
Spiked Amount 12.500	Range 75 - 125		Recovery = 115.20%			

Target Compounds Qvalue

(#) = qualifier out of range (m) = manual integration

Quantitation Report

Data File : C:\HPCHEM\1\DATA\052814L3\E2800012.D Vial: 3
Acq On : 28 May 2014 2:19 pm Operator: DN
Sample : 3E42801-11 Inst : GC/MS Ins
Misc : 100cc FB-052814 Multiplr: 10.00
MS Integration Params: rteint.p
Quant Time: May 28 14:40 19114 Quant Results File: SS072713.RES

Method : C:\HPCHEM\1\METHODS\SS072713.M (RTE Integrator)
Title : 8260B GC/MS #3 ICAL SSSF 07/27/13 DN
Last Update : Mon Nov 18 10:31:39 2013
Response via : Initial Calibration



Quantitation Report (QT Reviewed)

Data File : C:\HPCHEM\1\DATA\052814L3\E28LCS02.D Vial: 9
Acq On : 28 May 2014 2:47 pm Operator: DN
Sample : 34E2801-BSD1 Inst : GC/MS Ins
Misc : 20cc 1.25/2.5/12.5 ug/L LCS Multiplr: 1.00
MS Integration Params: rteint.p
Quant Time: May 28 15:11 19114 Quant Results File: MW111313.RES

Quant Method : C:\HPCHEM\1\METHODS\MW111313.M (RTE Integrator)
Title : 8260B GC/MS #3 ICAL 11/13/13 DN
Last Update : Wed Nov 13 19:38:32 2013
Response via : Initial Calibration
DataAcq Meth : MW111313

Internal Standards	R.T.	QIon	Response	Conc	Units	Dev(Min)
1) Fluorobenzene (IS)	10.30	96	1584704	12.50	ug/L	0.00
38) Chlorobenzene-d5 (IS)	13.92	117	1196933	12.50	ug/L	0.00
59) 1,4-Dichlorobenzene-d4 (IS	16.51	152	588085	12.50	ug/L	0.00
System Monitoring Compounds						
2) Dibromofluoromethane (SU1)	9.44	113	458056	11.59	ug/L	0.01
Spiked Amount 12.500	Range 75 - 125		Recovery = 92.72%			
28) 1,2-Dichloroethane-d4 (SU2	9.90	65	431893	11.50	ug/L	0.00
Spiked Amount 12.500	Range 75 - 125		Recovery = 92.00%			
39) Toluene-d8 (SU3)	12.21	98	1387417	12.43	ug/L	0.00
Spiked Amount 12.500	Range 75 - 125		Recovery = 99.44%			
58) 4-Bromofluorobenzene (SU4)	15.22	95	611624	12.49	ug/L	0.00
Spiked Amount 12.500	Range 75 - 125		Recovery = 99.92%			
Target Compounds						Qvalue
3) (F12) Dichlorodifluorometh	4.11	85	52320	1.35	ug/L	99
4) Chloromethane	4.47	50	37196	1.28	ug/L	41
5) Vinyl Chloride	4.60	62	37116	1.33	ug/L	88
6) Bromomethane	5.16	96	21253	1.04	ug/L	85
7) Chloroethane	5.30	64	16978	1.37	ug/L	32
8) (F11) Trichlorofluorometha	5.67	101	64911	1.49	ug/L	99
9) (F113) 1,1,2-Trichloro-tri	6.37	151	39551	1.27	ug/L	99
10) 1,1-Dichloroethene	6.44	96	47142	1.26	ug/L	92
11) Acetone	6.46	58	19483	3.30	ug/L	99
12) (IPA) Leak Check Compound	6.55	45	110725	58.15	ug/L	97
13) Carbon disulfide	6.87	76	181355	1.38	ug/L	100
14) Methylene Chloride	7.12	84	56450	1.30	ug/L	92
15) (TBA) tert-Butanol	7.10	59	1169	0.43	ug/L #	77
16) (MTBE) Methyl-t-butyl ethe	7.41	73	89924	1.00	ug/L	96
17) trans-1,2-Dichloroethene	7.49	96	58020	1.36	ug/L	98
18) 1,1-Dichloroethane	8.08	63	86601	1.22	ug/L	100
19) cis-1,2-Dichloroethene	8.84	96	61259	1.24	ug/L	92
20) 2,2-Dichloropropane	8.84	77	514	0.01	ug/L #	1
21) (MEK) 2-Butanone	8.80	72	2677	0.60	ug/L #	1
22) (DIPE) Diisopropyl Ether	8.02	45	164490	1.33	ug/L	97
23) Bromochloromethane	9.17	128	22806	1.07	ug/L #	86
24) Chloroform	9.22	83	100714	1.21	ug/L	98

(#) = qualifier out of range (m) = manual integration

Data File : C:\HPCHEM\1\DATA\052814L3\E28LCS02.D Vial: 9
Acq On : 28 May 2014 2:47 pm Operator: DN
Sample : 34E2801-BSD1 Inst : GC/MS Ins
Misc : 20cc 1.25/2.5/12.5 ug/L LCS Multiplr: 1.00
MS Integration Params: rteint.p
Quant Time: May 28 15:11 19114 Quant Results File: MW111313.RES

Quant Method : C:\HPCHEM\1\METHODS\MW111313.M (RTE Integrator)
Title : 8260B GC/MS #3 ICAL 11/13/13 DN
Last Update : Wed Nov 13 19:38:32 2013
Response via : Initial Calibration
DataAcq Meth : MW111313

Compound	R.T.	QIon	Response	Conc Unit	Qvalue
25) (ETBE) 2-ethoxy 2-methyl p	8.51	59	108388	0.95 ug/L #	98
26) 1,1,1-Trichloroethane	10.28	97	75689	1.16 ug/L	94
27) (TAME) tert-Amyl methyl et	10.00	73	98598	0.99 ug/L	97
29) 1,1-Dichloropropene	9.70	75	72833	1.19 ug/L	99
30) Carbon Tetrachloride	13.90	117	79554	1.49 ug/L	96
31) Benzene	9.99	78	186516	1.25 ug/L	95
32) 1,2-Dichloroethane	10.00	62	60831	1.15 ug/L	98
33) Trichloroethene	10.75	130	60481	1.26 ug/L	97
34) 1,2-Dichloropropane	11.05	63	49158	1.38 ug/L	93
35) Dibromomethane	11.22	93	33231	1.19 ug/L	97
36) Bromodichloromethane	11.35	83	57283	1.02 ug/L	96
37) cis-1,3-Dichloropropene	11.88	75	53811	0.88 ug/L	98
40) (MIBK) 4-Methyl-2-Pentanon	12.12	43	7879	0.33 ug/L #	100
41) Toluene	12.29	91	195168	1.20 ug/L	99
42) trans-1,3-Dichloropropene	12.51	75	40943	0.76 ug/L #	86
43) 1,1,2-Trichloroethane	12.76	83	35817	1.22 ug/L	89
44) Tetrachloroethene	12.94	164	63755	1.11 ug/L	97
45) 1,3-Dichloropropane	12.97	76	64173	1.15 ug/L	99
46) 2-Hexanone	12.97	43	23830	0.91 ug/L #	92
47) Dibromochloromethane	13.25	129	44284	1.05 ug/L #	96
48) 1,2-Dibromoethane	13.43	107	46188	1.21 ug/L	99
49) Chlorobenzene	13.96	112	139849	1.27 ug/L	98
50) 1,1,1,2-Tetrachloroethane	14.02	131	41863	1.07 ug/L	94
51) Ethylbenzene	14.02	91	228073	1.23 ug/L	97
52) m,p-Xylenes	14.15	106	171264	2.60 ug/L	94
53) o-Xylene	14.62	106	80023	1.23 ug/L	99
54) Styrene	14.63	104	133472	1.41 ug/L	98
55) Bromoform	14.91	173	23986	1.01 ug/L #	93
56) Isopropylbenzene	15.00	105	222301	1.24 ug/L	98
57) 1,2,3-Trichloropropane	15.42	75	53400	1.09 ug/L #	1
60) 1,1,2,2-Tetrachloroethane	15.34	83	49020	1.16 ug/L	97
61) Bromobenzene	15.43	156	57038	1.23 ug/L	92
62) n-Propylbenzene	15.46	91	294304	1.24 ug/L	99
63) 2-Chlorotoluene	15.61	91	182181	1.24 ug/L	98
64) 1,3,5-Trimethylbenzene	15.63	105	178341	1.22 ug/L	100
65) 4-Chlorotoluene	15.73	91	173912	1.29 ug/L	98
66) tert-Butylbenzene	16.02	119	153236	1.23 ug/L	97

(#) = qualifier out of range (m) = manual integration

Data File : C:\HPCHEM\1\DATA\052814L3\E28LCS02.D Vial: 9
Acq On : 28 May 2014 2:47 pm Operator: DN
Sample : 34E2801-BSD1 Inst : GC/MS Ins
Misc : 20cc 1.25/2.5/12.5 ug/L LCS Multiplr: 1.00
MS Integration Params: rteint.p
Quant Time: May 28 15:11 19114 Quant Results File: MW111313.RES

Quant Method : C:\HPCHEM\1\METHODS\MW111313.M (RTE Integrator)
Title : 8260B GC/MS #3 ICAL 11/13/13 DN
Last Update : Wed Nov 13 19:38:32 2013
Response via : Initial Calibration
DataAcq Meth : MW111313

Compound	R.T.	QIon	Response	Conc Unit	Qvalue
67) 1,2,4-Trimethylbenzene	16.06	105	186994	1.22 ug/L	92
68) sec-Butylbenzene	16.25	105	250292	1.27 ug/L	99
69) p-Isopropyltoluene	16.38	119	194879	1.21 ug/L	97
70) 1,3-Dichlorobenzene	16.45	146	107562	1.24 ug/L	97
71) 1,4-Dichlorobenzene	16.54	146	112062	1.29 ug/L	95
72) n-Butylbenzene	16.84	91	209350	1.24 ug/L	99
73) 1,2-Dichlorobenzene	16.99	146	103508	1.34 ug/L	98
74) 1,2-Dibromo-3-chloropropan	17.93	75	6625	1.05 ug/L	93
75) 1,2,4-Trichlorobenzene	19.03	180	62552	1.19 ug/L	99
76) Hexachlorobutadiene	19.20	225	30675	1.30 ug/L	98
77) Naphthalene	19.45	128	119145	1.03 ug/L	100
78) Hexachloroethane	17.29	201	19233	1.13 ug/L	92
79) 1,2,3-Trichlorobenzene	19.83	180	51866	1.04 ug/L	95

(#) = qualifier out of range (m) = manual integration

Quantitation Report

Data File : C:\HPCHEM\1\DATA\052814L3\E28LCS02.D Vial: 9
Acq On : 28 May 2014 2:47 pm Operator: DN
Sample : 34E2801-BSD1 Inst : GC/MS Ins
Misc : 20cc 1.25/2.5/12.5 ug/L LCS Multiplr: 1.00
MS Integration Params: rteint.p
Quant Time: May 28 15:11 19114 Quant Results File: MW111313.RES

Method : C:\HPCHEM\1\METHODS\MW111313.M (RTE Integrator)
Title : 8260B GC/MS #3 ICAL 11/13/13 DN
Last Update : Wed Nov 13 19:38:32 2013
Response via : Initial Calibration

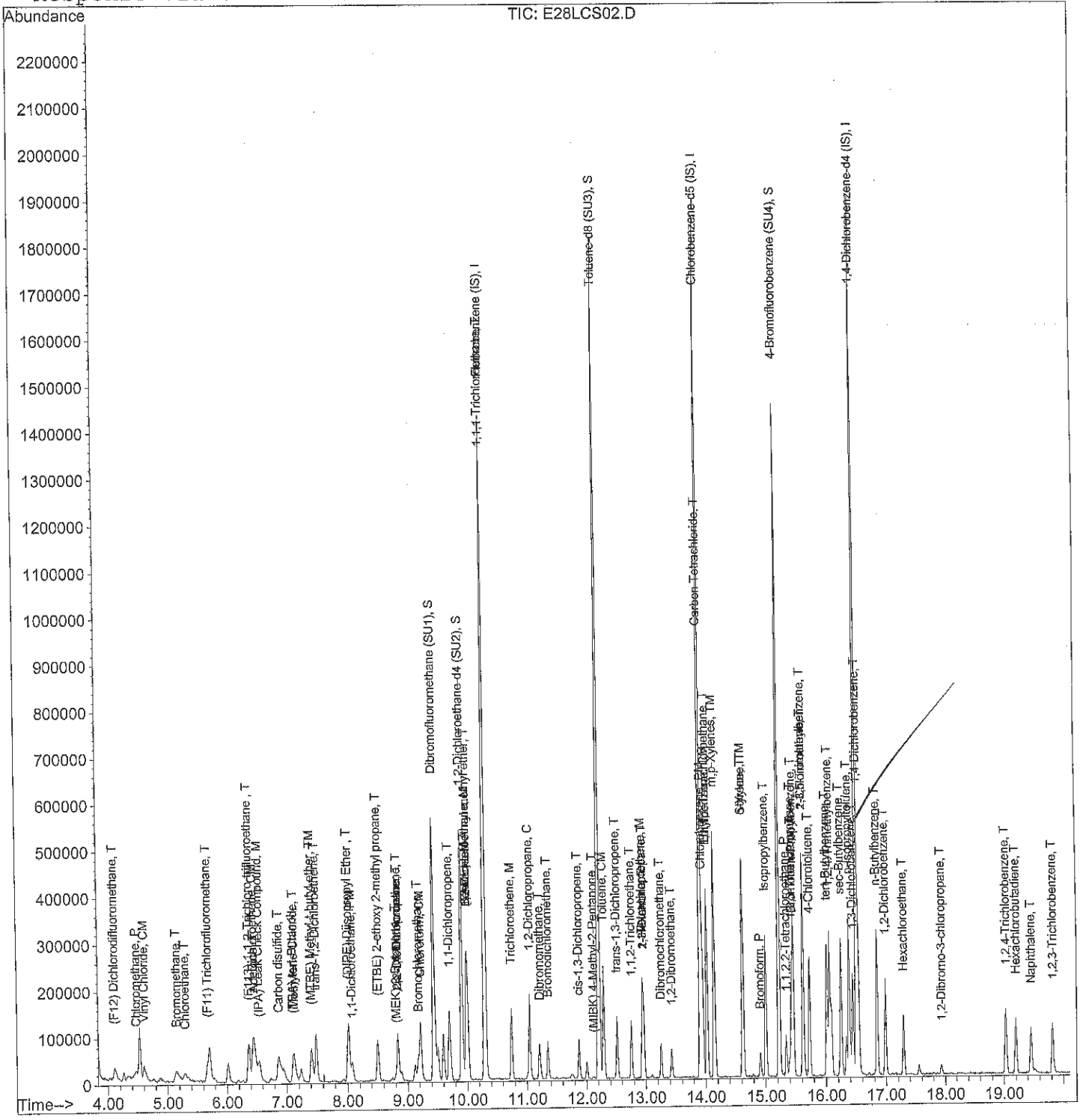

ENVIRONMENTAL SUPPORT TECHNOLOGIES

16510 Aston St. Irvine, CA 92606
Tel (949) 679-9500 Fax (949) 679-9501

www.est-inc.com

SOIL GAS SURVEY
SANTA SUSANA FIELD LABORATORY:
DEPARTMENT OF ENERGY
5800 WOOLSEY CANYON ROAD
CANOGA PARK, CA

LEVEL IV DATA PACKAGE

MWH AMERICAS
2121 NORTH CALIFORNIA BLVD.
SUITE 600
WALNUT CREEK, CA

EST2754
May 29, 2014

EST
ENVIRONMENTAL SUPPORT TECHNOLOGIES

Table of Contents

1 Chain-of-Custody

2 Sample Results with Analysis and Extractions Preparation Dates

3 Summary of Initial Calibration

4 Continuing Calbration Verification

5 Summary of Internal Standards

6 Instrument Tuning

7 Injection Log

8 Sample Log Sheet

9 Case Narrative

10 Raw Data for QC Samples and Initial Calibration, Duplicate Samples (DS)

11 Raw Data for QC Samples and Initial Calibration, Laboratory Control Samples (LCS)

12 Raw Data for QC Samples and Initial Calibration, Blank

13 Raw Data for Analyzed Samples Including Chromatograms, Quantitation Reports and Spectra

CHAIN-OF-CUSTODY

CHAIN-OF-CUSTODY RECORD

Environmental Support Technologies
16510 Aston St., Irvine, CA 92606 · Tel (949) 679-9500 · Fax (949) 679-9501

Client: MWH Americas
Address: 250 North Madison Avenue
Pasadena, Ca
Project Manager: Sarah Von Raesfield

Sampler Name: Ashley Flores
EST Project#: **EST2754**
Site Location: SSFL
Phone: ( )

Custody Seals: _____

Email:

Turnaround Time:
(Check one)

Normal:

Rush: X

Sample Receipt

Intact: Yes: X No:

On Ice: Yes: No: X N/A

Custody Seals: Yes: No: X

N/A (Received on Site):

Sample Name	Sample Matrix	Container Type	# of Container	Sampling Date	Sampling Time	Preservative Type	Purge Volume (ml)	Vacuum (inches of H_2O)	8260B VOC's 0.02 RL						Special Instructions
Equipment Blank	Air	Glass Bulb	1	5/29/2014	800	Surr			X						Bulb # 1
SVL-544-SA5D-SV-10.0-11.0	Air	Glass Bulb	1	5/29/2014	750	Surr			X						Bulb # 9
SVL-844-SA5D-SV-10.0-11.0	Air	Glass Bulb	1	5/29/2014	750	Surr			X						Bulb # 6
SVL-530-SA5C-SV-6.5-7.5	Air	Glass Bulb	1	5/29/2014	843	Surr			X						Bulb # 5
SVL-519-SA5D-SV-8.5-9.5	Air	Glass Bulb	1	5/29/2014	930	Surr			X						Bulb # 8
SVL-526-SA5D-SV-7.5-8.5	Air	Glass Bulb	1	5/29/2014	1012	Surr			X						Bulb # 3
SVL-530-SA5D-SV-5.0-6.0	Air	Glass Bulb	1	5/29/2014	1046	Surr			X						Bulb # 13
SVL-531-SA5D-SV-5.0-6.0	Air	Glass Bulb	1	5/29/2014	1120	Surr			X						Bulb # 7
SVL-539-SA5D-SV-4.5-5.5	Air	Glass Bulb	1	5/29/2014	1229	Surr			X						Bulb # 12
SVL-539-SA5D-SV-8.5-9.5	Air	Glass Bulb	1	5/29/2014	1300	Surr			X						Bulb # 10
SVL-572-SA5C-SV-8.5-9.5	Air	Glass Bulb	1	5/29/2014	1339	Surr			X						Bulb # 11
FB-0529-14	Air	Glass Bulb	1	5/29/2014	1359	Surr			X						Bulb # 2

Relinquished by: (Signature) Date/Time: 05/29/14

Received by: Date/Time:

Relinquished by: (Signature) Date/Time:

Received by: Date/Time:

SAMPLE RESULTS WITH ANALYSIS AND EXTRACTIONS PREPARATION DATES

June 0q, 2014

Sarah Von Raesfield
MWH Americas, Inc.
250 No. Madison Avenue
Pasadena, CA 91107

RE: Santa Susana Field Laboratory, Canoga Park

Enclosed are the results of analyses for soil gas samples received by Environmental Support Technologies laboratory on 05/29/14 15:13. The analyses 6 ere performed according to the prescribed method as outlined by EPA 32w08. A shut in test 6 as performed, leak test 6 as performed, eBuipment blank 6 as run, and selected purge volume 6 as qPV. If you have any Buestions concerning this report, please feel free to contact Project Manager.

Sincerely,

Ashley Flores

Ashley Flores
Project Manager

Environmental Support Technologies laboratories are certified by the California Department of Health Services (CDHS), Environmental Laboratory Accreditation Program (ELAP) No's. 2772, 277q, and 27w7.

1w510 Aston Street, Irvine, California 92w0w
Telephone: (949) w79-9500 Fax: (949) w79-9501

MWH Americas, Inc.
250 No. Madison Avenue
Pasadena, CA 91107

Project: Santa Susana Field Laboratory, Canoga Park
Project Number: EST2754
Project Manager: Sarah Von Raesfield

Reported:
0q-Jun-14 14:55

ANALYTICAL REPORT FOR SAMPLES

Sample ID	Laboratory ID	Matrix	Date Sampled	Date Analyzed
EBuipment 8 lank	qE42901-01	Air	29-May-14 03:00	29-May-14 03:11
SVL-544-SA5D-SV-10.0-11.0	qE42901-02	Air	29-May-14 07:50	29-May-14 03:4w
SVL-344-SA5D-SV-10.0-11.0	qE42901-0q	Air	29-May-14 07:50	29-May-14 09:44
SVL-5q0-SA5C-SV-w5-7.5	qE42901-04	Air	29-May-14 03:4q	29-May-14 10:1q
SVL-519-SA5D-SV-3.9-9.5	qE42901-05	Air	29-May-14 09:q0	29-May-14 10:44
SVL-52w-SA5D-SV-7.5-3.5	qE42901-0w	Air	29-May-14 10:12	29-May-14 11:1q
SVL-5q0-SA5D-SV-5.0-w0	qE42901-07	Air	29-May-14 10:4w	29-May-14 11:42
SVL-5q1-SA5D-SV-5.0-w0	qE42901-03	Air	29-May-14 11:20	29-May-14 12:11
SVL-5q9-SA5D-SV-4.5-5.5	qE42901-09	Air	29-May-14 11:20	29-May-14 12:57
SVL-5q9-SA5D-SV-3.5-9.5	qE42901-10	Air	29-May-14 1q:00	29-May-14 1q:2w
SVL-572-SA5C-SV-3.5-9.5	qE42901-11	Air	29-May-14 1q:q9	29-May-14 1q:59
F8-052914	qE42901-12	Air	29-May-14 1q:59	29-May-14 14:23

The results in this report apply to the samples analyzed in accordance with the chain of custody document. This analytical report must be reproduced in its entirety.

1w510 Aston Street, Irvine, California 92w0w
Telephone: (949) w79-9500 Fax: (949) w79-9501

MWH Americas, Inc. 250 No. Madison Avenue Pasadena, CA 91107	Project: Santa Susana Field Laboratory, Canoga Park Project Number: EST2754 Project Manager: Sarah Von Raesfield	**Reported:** 0q-Jun-14 14:55

Volatile Organic Compounds

Environmental Support Technologies

Analyte	Result	Reporting Limit	Units	Dilution	8 atch	Prepared	Analyzed	Method	Notes
Equipment Blank (3E42701-01) Air Sampled: 05/27/14 09:00 Analyzed: 05/27/14 09:11									
1,1,1,2-Tetrachloroethane	ND	0.020	ug/l	1	q4E2901	05/29/14	05/29/14	EPA 32w08	
1,1,1-Trichloroethane	ND	0.020	"	"	"	"	"	"	
1,1,2,2-Tetrachloroethane	ND	0.020	"	"	"	"	"	"	
1,1,2-Trichloro-trifluoroethane	ND	0.020	"	"	"	"	"	"	
1,1,2-Trichloroethane	ND	0.020	"	"	"	"	"	"	
1,1-Dichloroethane	ND	0.020	"	"	"	"	"	"	
1,1-Dichloroethene	ND	0.020	"	"	"	"	"	"	
1,2-Dichloroethane	ND	0.020	"	"	"	"	"	"	
8 enzene	ND	0.020	"	"	"	"	"	"	
cis-1,2-Dichloroethene	ND	0.020	"	"	"	"	"	"	
Carbon tetrachloride	ND	0.020	"	"	"	"	"	"	
Chloroethane	ND	0.020	"	"	"	"	"	"	
Chloroform	ND	0.020	"	"	"	"	"	"	
Dichlorodifluoromethane	ND	0.020	"	"	"	"	"	"	
Ethylbenzene	ND	0.020	"	"	"	"	"	"	
Methylene Chloride	ND	0.020	"	"	"	"	"	"	
ortho-Xylene	ND	0.020	"	"	"	"	"	"	
meta- and para-Xylenes	ND	0.020	"	"	"	"	"	"	
trans-1,2-Dichloroethene	ND	0.020	"	"	"	"	"	"	
Tetrachloroethene	ND	0.020	"	"	"	"	"	"	
Toluene	ND	0.020	"	"	"	"	"	"	
Trichloroethene	ND	0.020	"	"	"	"	"	"	
Trichlorofluoromethane	ND	0.020	"	"	"	"	"	"	
Vinyl Chloride	ND	0.020	"	"	"	"	"	"	
gurro: ateD8 ibromofluoromethane		*90.1 %*		*75-2S5*	"	"	"	"	
gurro: ateDToluene-dB		*94.4 %*		*75-2S5*	"	"	"	"	
gurro: ateD0-Cromofluorobenzene		*264 %*		*75-2S5*	"	"	"	"	
gurro: ateDCenzene-d4		*96.4 %*		*76-206*	"	"	"	"	
gurro: ateDMhloroform-d		*266 %*		*76-206*	"	"	"	"	
gurro: ateD3 ethylene chloride-dS		*90.9 %*		*76-206*	"	"	"	"	

The results in this report apply to the samples analyzed in accordance with the chain of custody document. This analytical report must be reproduced in its entirety.

1w510 Aston Street, Irvine, California 92w0w
Telephone: (949) w79-9500 Fax: (949) w79-9501

MWH Americas, Inc. 250 No. Madison Avenue Pasadena, CA 91107	Project: Santa Susana Field Laboratory, Canoga Park Project Number: EST2754 Project Manager: Sarah Von Raesfield	**Reported:** 0q-Jun-14 14:55

Volatile Organic Compounds

Environmental Support Technologies

Analyte	Result	Reporting Limit	Units	Dilution	8 atch	Prepared	Analyzed	Method	Notes
SVL-544-SA5D-SV-10.0-11.0 (3E42701-02) Air	**Sampled: 05/27/14 06:50**		**Analyzed: 05/27/14 09:48**						
1,1,1,2-Tetrachloroethane	ND	0.020	ug/l	1	q4E2901	05/29/14	05/29/14	EPA 32w08	
1,1,1-Trichloroethane	ND	0.020	"	"	"	"	"	"	
1,1,2,2-Tetrachloroethane	ND	0.020	"	"	"	"	"	"	
1,1,2-Trichloro-trifluoroethane	ND	0.020	"	"	"	"	"	"	
1,1,2-Trichloroethane	ND	0.020	"	"	"	"	"	"	
1,1-Dichloroethane	ND	0.020	"	"	"	"	"	"	
1,1-Dichloroethene	ND	0.020	"	"	"	"	"	"	
1,2-Dichloroethane	ND	0.020	"	"	"	"	"	"	
8 enzene	ND	0.020	"	"	"	"	"	"	
cis-1,2-Dichloroethene	ND	0.020	"	"	"	"	"	"	
Carbon tetrachloride	ND	0.020	"	"	"	"	"	"	
Chloroethane	ND	0.020	"	"	"	"	"	"	
Chloroform	ND	0.020	"	"	"	"	"	"	
Dichlorodifluoromethane	ND	0.020	"	"	"	"	"	"	
Ethylbenzene	**0.015**	0.020	"	"	"	"	"	"	J
Methylene Chloride	ND	0.020	"	"	"	"	"	"	
ortho-Xylene	**0.024**	0.020	"	"	"	"	"	"	
meta- and para-Xylenes	**0.080**	0.020	"	"	"	"	"	"	
trans-1,2-Dichloroethene	ND	0.020	"	"	"	"	"	"	
Tetrachloroethene	ND	0.020	"	"	"	"	"	"	
Toluene	**0.037**	0.020	"	"	"	"	"	"	
Trichloroethene	ND	0.020	"	"	"	"	"	"	
Trichlorofluoromethane	ND	0.020	"	"	"	"	"	"	
Vinyl Chloride	ND	0.020	"	"	"	"	"	"	
gurro: ateD8 ibromofluoromethane		*96.1 %*		*75-2S5*	"	"	"	"	
gurro: ateDToluene-dB		*94.4 %*		*75-2S5*	"	"	"	"	
gurro: ateD0-Cromofluorobenzene		*26B %*		*75-2S5*	"	"	"	"	
gurro: ateDCenzene-d4		*B7.6 %*		*76-206*	"	"	"	"	
gurro: ateDMhloroform-d		*90.S %*		*76-206*	"	"	"	"	
gurro: ateD3 ethylene chloride-dS		*B9.4 %*		*76-206*	"	"	"	"	

The results in this report apply to the samples analyzed in accordance with the chain of custody document. This analytical report must be reproduced in its entirety.

MWH Americas, Inc. 250 No. Madison Avenue Pasadena, CA 91107	Project: Santa Susana Field Laboratory, Canoga Park Project Number: EST2754 Project Manager: Sarah Von Raesfield	**Reported:** 0q-Jun-14 14:55

Volatile Organic Compounds

Environmental Support Technologies

Analyte	Result	Reporting Limit	Units	Dilution	8 atch	Prepared	Analyzed	Method	Notes
SVL-944-SA5D-SV-10.0-11.0 (3E42701-03) Air	**Sampled: 05/27/14 06:50**		**Analyzed: 05/27/14 07:44**						
1,1,1,2-Tetrachloroethane	ND	0.020	ug/l	1	q4E2901	05/29/14	05/29/14	EPA 32w08	
1,1,1-Trichloroethane	ND	0.020	"	"	"	"	"	"	
1,1,2,2-Tetrachloroethane	ND	0.020	"	"	"	"	"	"	
1,1,2-Trichloro-trifluoroethane	ND	0.020	"	"	"	"	"	"	
1,1,2-Trichloroethane	ND	0.020	"	"	"	"	"	"	
1,1-Dichloroethane	ND	0.020	"	"	"	"	"	"	
1,1-Dichloroethene	ND	0.020	"	"	"	"	"	"	
1,2-Dichloroethane	ND	0.020	"	"	"	"	"	"	
8 enzene	ND	0.020	"	"	"	"	"	"	
cis-1,2-Dichloroethene	ND	0.020	"	"	"	"	"	"	
Carbon tetrachloride	ND	0.020	"	"	"	"	"	"	
Chloroethane	ND	0.020	"	"	"	"	"	"	
Chloroform	ND	0.020	"	"	"	"	"	"	
Dichlorodifluoromethane	ND	0.020	"	"	"	"	"	"	
Ethylbenzene	**0.013**	0.020	"	"	"	"	"	"	J
Methylene Chloride	ND	0.020	"	"	"	"	"	"	
ortho-Xylene	**0.013**	0.020	"	"	"	"	"	"	J
meta- and para-Xylenes	**0.046**	0.020	"	"	"	"	"	"	
trans-1,2-Dichloroethene	ND	0.020	"	"	"	"	"	"	
Tetrachloroethene	ND	0.020	"	"	"	"	"	"	
Toluene	**0.034**	0.020	"	"	"	"	"	"	
Trichloroethene	ND	0.020	"	"	"	"	"	"	
Trichlorofluoromethane	ND	0.020	"	"	"	"	"	"	
Vinyl Chloride	ND	0.020	"	"	"	"	"	"	
gurro: ateD8 ibromofluoromethane		*92.9 %*		*75-2S5*	"	"	"	"	
gurro: ateDToluene-dB		*95.S %*		*75-2S5*	"	"	"	"	
gurro: ateD0-Cromofluorobenzene		*226 %*		*75-2S5*	"	"	"	"	
gurro: ateDCenzene-d4		*BB.0 %*		*76-206*	"	"	"	"	
gurro: ateDMhloroform-d		*90.0 %*		*76-206*	"	"	"	"	
gurro: ateD3 ethylene chloride-dS		*91.2 %*		*76-206*	"	"	"	"	

The results in this report apply to the samples analyzed in accordance with the chain of custody document. This analytical report must be reproduced in its entirety.

MWH Americas, Inc. 250 No. Madison Avenue Pasadena, CA 91107	Project: Santa Susana Field Laboratory, Canoga Park Project Number: EST2754 Project Manager: Sarah Von Raesfield	**Reported:** 0q-Jun-14 14:55

Volatile Organic Compounds

Environmental Support Technologies

Analyte	Result	Reporting Limit	Units	Dilution	8 atch	Prepared	Analyzed	Method	Notes
SVL-530-SA5C-SV-8.5-6.5 (3E42701-04) Air Sampled: 05/27/14 09:43 Analyzed: 05/27/14 10:13									
1,1,1,2-Tetrachloroethane	ND	0.020	ug/l	1	q4E2901	05/29/14	05/29/14	EPA 32w08	
1,1,1-Trichloroethane	ND	0.020	"	"	"	"	"	"	
1,1,2,2-Tetrachloroethane	ND	0.020	"	"	"	"	"	"	
1,1,2-Trichloro-trifluoroethane	ND	0.020	"	"	"	"	"	"	
1,1,2-Trichloroethane	ND	0.020	"	"	"	"	"	"	
1,1-Dichloroethane	ND	0.020	"	"	"	"	"	"	
1,1-Dichloroethene	ND	0.020	"	"	"	"	"	"	
1,2-Dichloroethane	ND	0.020	"	"	"	"	"	"	
8 enzene	ND	0.020	"	"	"	"	"	"	
cis-1,2-Dichloroethene	ND	0.020	"	"	"	"	"	"	
Carbon tetrachloride	ND	0.020	"	"	"	"	"	"	
Chloroethane	ND	0.020	"	"	"	"	"	"	
Chloroform	ND	0.020	"	"	"	"	"	"	
Dichlorodifluoromethane	ND	0.020	"	"	"	"	"	"	
Ethylbenzene	ND	0.020	"	"	"	"	"	"	
Methylene Chloride	ND	0.020	"	"	"	"	"	"	
ortho-Xylene	ND	0.020	"	"	"	"	"	"	
meta- and para-Xylenes	ND	0.020	"	"	"	"	"	"	
trans-1,2-Dichloroethene	ND	0.020	"	"	"	"	"	"	
Tetrachloroethene	ND	0.020	"	"	"	"	"	"	
Toluene	ND	0.020	"	"	"	"	"	"	
Trichloroethene	ND	0.020	"	"	"	"	"	"	
Trichlorofluoromethane	ND	0.020	"	"	"	"	"	"	
Vinyl Chloride	ND	0.020	"	"	"	"	"	"	
gurro: ateD8 ibromofluoromethane		*96.2 %*		*75-2S5*	"	"	"	"	
gurro: ateDToluene-dB		*95.B %*		*75-2S5*	"	"	"	"	
gurro: ateD0-Cromofluorobenzene		*222 %*		*75-2S5*	"	"	"	"	
gurro: ateDCenzene-d4		*96.6 %*		*76-206*	"	"	"	"	
gurro: ateDMhloroform-d		*97.S %*		*76-206*	"	"	"	"	
gurro: ateD3 ethylene chloride-dS		*90.2 %*		*76-206*	"	"	"	"	

The results in this report apply to the samples analyzed in accordance with the chain of custody document. This analytical report must be reproduced in its entirety.

1w510 Aston Street, Irvine, California 92w0w
Telephone: (949) w79-9500 Fax: (949) w79-9501

MWH Americas, Inc. 250 No. Madison Avenue Pasadena, CA 91107	Project: Santa Susana Field Laboratory, Canoga Park Project Number: EST2754 Project Manager: Sarah Von Raesfield	**Reported:** 0q-Jun-14 14:55

Volatile Organic Compounds

Environmental Support Technologies

Analyte	Result	Reporting Limit	Units	Dilution	8 atch	Prepared	Analyzed	Method	Notes
SVL-517-SA5D-SV-9.7-7.5 (3E42701-05) Air	**Sampled: 05/27/14 07:30**	**Analyzed: 05/27/14 10:44**							
1,1,1,2-Tetrachloroethane	ND	0.020	ug/l	1	q4E2901	05/29/14	05/29/14	EPA 32w08	
1,1,1-Trichloroethane	ND	0.020	"	"	"	"	"	"	
1,1,2,2-Tetrachloroethane	ND	0.020	"	"	"	"	"	"	
1,1,2-Trichloro-trifluoroethane	**3.0**	0.020	"	"	"	"	"	"	
1,1,2-Trichloroethane	ND	0.020	"	"	"	"	"	"	
1,1-Dichloroethane	ND	0.020	"	"	"	"	"	"	
1,1-Dichloroethene	ND	0.020	"	"	"	"	"	"	
1,2-Dichloroethane	ND	0.020	"	"	"	"	"	"	
8 enzene	ND	0.020	"	"	"	"	"	"	
cis-1,2-Dichloroethene	ND	0.020	"	"	"	"	"	"	
Carbon tetrachloride	ND	0.020	"	"	"	"	"	"	
Chloroethane	ND	0.020	"	"	"	"	"	"	
Chloroform	ND	0.020	"	"	"	"	"	"	
Dichlorodifluoromethane	ND	0.020	"	"	"	"	"	"	
Ethylbenzene	**0.0090**	0.020	"	"	"	"	"	"	J
Methylene Chloride	ND	0.020	"	"	"	"	"	"	
ortho-Xylene	ND	0.020	"	"	"	"	"	"	
meta- and para-Xylenes	**0.026**	0.020	"	"	"	"	"	"	
trans-1,2-Dichloroethene	ND	0.020	"	"	"	"	"	"	
Tetrachloroethene	ND	0.020	"	"	"	"	"	"	
Toluene	**0.030**	0.020	"	"	"	"	"	"	
Trichloroethene	ND	0.020	"	"	"	"	"	"	
Trichlorofluoromethane	ND	0.020	"	"	"	"	"	"	
Vinyl Chloride	ND	0.020	"	"	"	"	"	"	
gurro: ateD8 ibromofluoromethane		*91.6 %*		*75-2S5*	"	"	"	"	
gurro: ateDToluene-dB		*91.7 %*		*75-2S5*	"	"	"	"	
gurro: ateD0-Cromofluorobenzene		*222 %*		*75-2S5*	"	"	"	"	
gurro: ateDCenzene-d4		*9S.2 %*		*76-206*	"	"	"	"	
gurro: ateDMhloroform-d		*95.9 %*		*76-206*	"	"	"	"	
gurro: ateD3 ethylene chloride-dS		*90.2 %*		*76-206*	"	"	"	"	

The results in this report apply to the samples analyzed in accordance with the chain of custody document. This analytical report must be reproduced in its entirety.

MWH Americas, Inc. 250 No. Madison Avenue Pasadena, CA 91107	Project: Santa Susana Field Laboratory, Canoga Park Project Number: EST2754 Project Manager: Sarah Von Raesfield	**Reported:** 0q-Jun-14 14:55

Volatile Organic Compounds

Environmental Support Technologies

Analyte	Result	Reporting Limit	Units	Dilution	8 atch	Prepared	Analyzed	Method	Notes
SVL-528-SA5D-SV-6.5-9.5 (3E42701-08) Air Sampled: 05/27/14 10:12 Analyzed: 05/27/14 11:13									
1,1,1,2-Tetrachloroethane	ND	0.020	ug/l	1	q4E2901	05/29/14	05/29/14	EPA 32w08	
1,1,1-Trichloroethane	ND	0.020	"	"	"	"	"	"	
1,1,2,2-Tetrachloroethane	ND	0.020	"	"	"	"	"	"	
1,1,2-Trichloro-trifluoroethane	ND	0.020	"	"	"	"	"	"	
1,1,2-Trichloroethane	ND	0.020	"	"	"	"	"	"	
1,1-Dichloroethane	ND	0.020	"	"	"	"	"	"	
1,1-Dichloroethene	ND	0.020	"	"	"	"	"	"	
1,2-Dichloroethane	ND	0.020	"	"	"	"	"	"	
8 enzene	ND	0.020	"	"	"	"	"	"	
cis-1,2-Dichloroethene	ND	0.020	"	"	"	"	"	"	
Carbon tetrachloride	ND	0.020	"	"	"	"	"	"	
Chloroethane	ND	0.020	"	"	"	"	"	"	
Chloroform	ND	0.020	"	"	"	"	"	"	
Dichlorodifluoromethane	ND	0.020	"	"	"	"	"	"	
Ethylbenzene	**0.011**	0.020	"	"	"	"	"	"	J
Methylene Chloride	ND	0.020	"	"	"	"	"	"	
ortho-Xylene	**0.010**	0.020	"	"	"	"	"	"	J
meta- and para-Xylenes	**0.031**	0.020	"	"	"	"	"	"	
trans-1,2-Dichloroethene	ND	0.020	"	"	"	"	"	"	
Tetrachloroethene	ND	0.020	"	"	"	"	"	"	
Toluene	**0.044**	0.020	"	"	"	"	"	"	
Trichloroethene	ND	0.020	"	"	"	"	"	"	
Trichlorofluoromethane	ND	0.020	"	"	"	"	"	"	
Vinyl Chloride	ND	0.020	"	"	"	"	"	"	
gurro: ateD8 ibromofluoromethane		*96.5 %*		*75-2S5*	"	"	"	"	
gurro: ateDToluene-dB		*91.4 %*		*75-2S5*	"	"	"	"	
gurro: ateD0-Cromofluorobenzene		*222 %*		*75-2S5*	"	"	"	"	
gurro: ateDCenzene-d4		*9S.5 %*		*76-206*	"	"	"	"	
gurro: ateDMhloroform-d		*97.1 %*		*76-206*	"	"	"	"	
gurro: ateD3 ethylene chloride-dS		*9S.6 %*		*76-206*	"	"	"	"	

The results in this report apply to the samples analyzed in accordance with the chain of custody document. This analytical report must be reproduced in its entirety.

MWH Americas, Inc. 250 No. Madison Avenue Pasadena, CA 91107	Project: Santa Susana Field Laboratory, Canoga Park Project Number: EST2754 Project Manager: Sarah Von Raesfield	**Reported:** 0q-Jun-14 14:55

Volatile Organic Compounds

Environmental Support Technologies

Analyte	Result	Reporting Limit	Units	Dilution	8 atch	Prepared	Analyzed	Method	Notes
SVL-530-SA5D-SV-5.0-8.0 (3E42701-06) Air Sampled: 05/27/14 10:48 Analyzed: 05/27/14 11:42									
1,1,1,2-Tetrachloroethane	ND	0.020	ug/l	1	q4E2901	05/29/14	05/29/14	EPA 32w08	
1,1,1-Trichloroethane	ND	0.020	"	"	"	"	"	"	
1,1,2,2-Tetrachloroethane	ND	0.020	"	"	"	"	"	"	
1,1,2-Trichloro-trifluoroethane	ND	0.020	"	"	"	"	"	"	
1,1,2-Trichloroethane	ND	0.020	"	"	"	"	"	"	
1,1-Dichloroethane	ND	0.020	"	"	"	"	"	"	
1,1-Dichloroethene	ND	0.020	"	"	"	"	"	"	
1,2-Dichloroethane	ND	0.020	"	"	"	"	"	"	
8 enzene	ND	0.020	"	"	"	"	"	"	
cis-1,2-Dichloroethene	ND	0.020	"	"	"	"	"	"	
Carbon tetrachloride	ND	0.020	"	"	"	"	"	"	
Chloroethane	ND	0.020	"	"	"	"	"	"	
Chloroform	ND	0.020	"	"	"	"	"	"	
Dichlorodifluoromethane	ND	0.020	"	"	"	"	"	"	
Ethylbenzene	ND	0.020	"	"	"	"	"	"	
Methylene Chloride	ND	0.020	"	"	"	"	"	"	
ortho-Xylene	ND	0.020	"	"	"	"	"	"	
meta- and para-Xylenes	ND	0.020	"	"	"	"	"	"	
trans-1,2-Dichloroethene	ND	0.020	"	"	"	"	"	"	
Tetrachloroethene	ND	0.020	"	"	"	"	"	"	
Toluene	ND	0.020	"	"	"	"	"	"	
Trichloroethene	ND	0.020	"	"	"	"	"	"	
Trichlorofluoromethane	ND	0.020	"	"	"	"	"	"	
Vinyl Chloride	ND	0.020	"	"	"	"	"	"	
gurro: ateD8 ibromofluoromethane		*BB.5 %*		*75-2S5*	"	"	"	"	
gurro: ateDToluene-dB		*90.6 %*		*75-2S5*	"	"	"	"	
gurro: ateD0-Cromofluorobenzene		*267 %*		*75-2S5*	"	"	"	"	
gurro: ateDCenzene-d4		*BB.9 %*		*76-206*	"	"	"	"	
gurro: ateDMhloroform-d		*94.4 %*		*76-206*	"	"	"	"	
gurro: ateD3 ethylene chloride-dS		*91.7 %*		*76-206*	"	"	"	"	

The results in this report apply to the samples analyzed in accordance with the chain of custody document. This analytical report must be reproduced in its entirety.

MWH Americas, Inc. 250 No. Madison Avenue Pasadena, CA 91107	Project: Santa Susana Field Laboratory, Canoga Park Project Number: EST2754 Project Manager: Sarah Von Raesfield	**Reported:** 0q-Jun-14 14:55

Volatile Organic Compounds

Environmental Support Technologies

Analyte	Result	Reporting Limit	Units	Dilution	8 atch	Prepared	Analyzed	Method	Notes
SVL-531-SA5D-SV-5.0-8.0 (3E42701-09) Air Sampled: 05/27/14 11:20 Analyzed: 05/27/14 12:11									
1,1,1,2-Tetrachloroethane	ND	0.020	ug/l	1	q4E2901	05/29/14	05/29/14	EPA 32w08	
1,1,1-Trichloroethane	ND	0.020	"	"	"	"	"	"	
1,1,2,2-Tetrachloroethane	ND	0.020	"	"	"	"	"	"	
1,1,2-Trichloro-trifluoroethane	ND	0.020	"	"	"	"	"	"	
1,1,2-Trichloroethane	ND	0.020	"	"	"	"	"	"	
1,1-Dichloroethane	ND	0.020	"	"	"	"	"	"	
1,1-Dichloroethene	ND	0.020	"	"	"	"	"	"	
1,2-Dichloroethane	ND	0.020	"	"	"	"	"	"	
8 enzene	ND	0.020	"	"	"	"	"	"	
cis-1,2-Dichloroethene	ND	0.020	"	"	"	"	"	"	
Carbon tetrachloride	ND	0.020	"	"	"	"	"	"	
Chloroethane	ND	0.020	"	"	"	"	"	"	
Chloroform	ND	0.020	"	"	"	"	"	"	
Dichlorodifluoromethane	ND	0.020	"	"	"	"	"	"	
Ethylbenzene	ND	0.020	"	"	"	"	"	"	
Methylene Chloride	ND	0.020	"	"	"	"	"	"	
ortho-Xylene	ND	0.020	"	"	"	"	"	"	
meta- and para-Xylenes	ND	0.020	"	"	"	"	"	"	
trans-1,2-Dichloroethene	ND	0.020	"	"	"	"	"	"	
Tetrachloroethene	ND	0.020	"	"	"	"	"	"	
Toluene	ND	0.020	"	"	"	"	"	"	
Trichloroethene	ND	0.020	"	"	"	"	"	"	
Trichlorofluoromethane	ND	0.020	"	"	"	"	"	"	
Vinyl Chloride	ND	0.020	"	"	"	"	"	"	
gurro: ateD8 ibromofluoromethane		*B9.7 %*		*75-2S5*	"	"	"	"	
gurro: ateDToluene-dB		*9S.B %*		*75-2S5*	"	"	"	"	
gurro: ateD0-Cromofluorobenzene		*267 %*		*75-2S5*	"	"	"	"	
gurro: ateDCenzene-d4		*BB.5 %*		*76-206*	"	"	"	"	
gurro: ateDMhloroform-d		*91.2 %*		*76-206*	"	"	"	"	
gurro: ateD3 ethylene chloride-dS		*9S.0 %*		*76-206*	"	"	"	"	

The results in this report apply to the samples analyzed in accordance with the chain of custody document. This analytical report must be reproduced in its entirety.

MWH Americas, Inc. 250 No. Madison Avenue Pasadena, CA 91107	Project: Santa Susana Field Laboratory, Canoga Park Project Number: EST2754 Project Manager: Sarah Von Raesfield	**Reported:** 0q-Jun-14 14:55

Volatile Organic Compounds

Environmental Support Technologies

Analyte	Result	Reporting Limit	Units	Dilution	8 atch	Prepared	Analyzed	Method	Notes
SVL-537-SA5D-SV-4.5-5.5 (3E42701-07) Air	**Sampled: 05/27/14 11:20**		**Analyzed: 05/27/14 12:56**						
1,1,1,2-Tetrachloroethane	ND	0.020	ug/l	1	q4E2901	05/29/14	05/29/14	EPA 32w08	
1,1,1-Trichloroethane	ND	0.020	"	"	"	"	"	"	
1,1,2,2-Tetrachloroethane	ND	0.020	"	"	"	"	"	"	
1,1,2-Trichloro-trifluoroethane	ND	0.020	"	"	"	"	"	"	
1,1,2-Trichloroethane	ND	0.020	"	"	"	"	"	"	
1,1-Dichloroethane	ND	0.020	"	"	"	"	"	"	
1,1-Dichloroethene	ND	0.020	"	"	"	"	"	"	
1,2-Dichloroethane	ND	0.020	"	"	"	"	"	"	
8 enzene	ND	0.020	"	"	"	"	"	"	
cis-1,2-Dichloroethene	ND	0.020	"	"	"	"	"	"	
Carbon tetrachloride	ND	0.020	"	"	"	"	"	"	
Chloroethane	ND	0.020	"	"	"	"	"	"	
Chloroform	ND	0.020	"	"	"	"	"	"	
Dichlorodifluoromethane	ND	0.020	"	"	"	"	"	"	
Ethylbenzene	ND	0.020	"	"	"	"	"	"	
Methylene Chloride	ND	0.020	"	"	"	"	"	"	
ortho-Xylene	ND	0.020	"	"	"	"	"	"	
meta- and para-Xylenes	ND	0.020	"	"	"	"	"	"	
trans-1,2-Dichloroethene	ND	0.020	"	"	"	"	"	"	
Tetrachloroethene	ND	0.020	"	"	"	"	"	"	
Toluene	**0.0049**	0.020	"	"	"	"	"	"	J
Trichloroethene	ND	0.020	"	"	"	"	"	"	
Trichlorofluoromethane	ND	0.020	"	"	"	"	"	"	
Vinyl Chloride	ND	0.020	"	"	"	"	"	"	
gurro: ateD8 ibromofluoromethane		*91.B %*		*75-2S5*	"	"	"	"	
gurro: ateDToluene-dB		*91.0 %*		*75-2S5*	"	"	"	"	
gurro: ateD0-Cromofluorobenzene		*264 %*		*75-2S5*	"	"	"	"	
gurro: ateDCenzene-d4		*90.5 %*		*76-206*	"	"	"	"	
gurro: ateDMhloroform-d		*262 %*		*76-206*	"	"	"	"	
gurro: ateD3 ethylene chloride-dS		*99.S %*		*76-206*	"	"	"	"	

The results in this report apply to the samples analyzed in accordance with the chain of custody document. This analytical report must be reproduced in its entirety.

MWH Americas, Inc. 250 No. Madison Avenue Pasadena, CA 91107	Project: Santa Susana Field Laboratory, Canoga Park Project Number: EST2754 Project Manager: Sarah Von Raesfield	**Reported:** 0q-Jun-14 14:55

Volatile Organic Compounds

Environmental Support Technologies

Analyte	Result	Reporting Limit	Units	Dilution	8 atch	Prepared	Analyzed	Method	Notes
SVL-537-SA5D-SV-9.5-7.5 (3E42701-10) Air	**Sampled: 05/27/14 13:00**	**Analyzed: 05/27/14 13:28**							
1,1,1,2-Tetrachloroethane	ND	0.020	ug/l	1	q4E2901	05/29/14	05/29/14	EPA 32w08	
1,1,1-Trichloroethane	ND	0.020	"	"	"	"	"	"	
1,1,2,2-Tetrachloroethane	ND	0.020	"	"	"	"	"	"	
1,1,2-Trichloro-trifluoroethane	ND	0.020	"	"	"	"	"	"	
1,1,2-Trichloroethane	ND	0.020	"	"	"	"	"	"	
1,1-Dichloroethane	ND	0.020	"	"	"	"	"	"	
1,1-Dichloroethene	ND	0.020	"	"	"	"	"	"	
1,2-Dichloroethane	ND	0.020	"	"	"	"	"	"	
8 enzene	ND	0.020	"	"	"	"	"	"	
cis-1,2-Dichloroethene	ND	0.020	"	"	"	"	"	"	
Carbon tetrachloride	ND	0.020	"	"	"	"	"	"	
Chloroethane	ND	0.020	"	"	"	"	"	"	
Chloroform	ND	0.020	"	"	"	"	"	"	
Dichlorodifluoromethane	ND	0.020	"	"	"	"	"	"	
Ethylbenzene	**0.0052**	0.020	"	"	"	"	"	"	J
Methylene Chloride	ND	0.020	"	"	"	"	"	"	
ortho-Xylene	ND	0.020	"	"	"	"	"	"	
meta- and para-Xylenes	**0.014**	0.020	"	"	"	"	"	"	J
trans-1,2-Dichloroethene	ND	0.020	"	"	"	"	"	"	
Tetrachloroethene	ND	0.020	"	"	"	"	"	"	
Toluene	**0.0062**	0.020	"	"	"	"	"	"	J
Trichloroethene	ND	0.020	"	"	"	"	"	"	
Trichlorofluoromethane	ND	0.020	"	"	"	"	"	"	
Vinyl Chloride	ND	0.020	"	"	"	"	"	"	
gurro: ateD8 ibromofluoromethane		*B5.0 %*		*75-2S5*	"	"	"	"	
gurro: ateDToluene-dB		*99.6 %*		*75-2S5*	"	"	"	"	
gurro: ateD0-Cromofluorobenzene		*261 %*		*75-2S5*	"	"	"	"	
gurro: ateDCenzene-d4		*B4.2 %*		*76-206*	"	"	"	"	
gurro: ateDMhloroform-d		*B7.S %*		*76-206*	"	"	"	"	
gurro: ateD3 ethylene chloride-dS		*B7.4 %*		*76-206*	"	"	"	"	

The results in this report apply to the samples analyzed in accordance with the chain of custody document. This analytical report must be reproduced in its entirety.

MWH Americas, Inc. 250 No. Madison Avenue Pasadena, CA 91107	Project: Santa Susana Field Laboratory, Canoga Park Project Number: EST2754 Project Manager: Sarah Von Raesfield	**Reported:** 0q-Jun-14 14:55

Volatile Organic Compounds

Environmental Support Technologies

Analyte	Result	Reporting Limit	Units	Dilution	8 atch	Prepared	Analyzed	Method	Notes
SVL-562-SA5C-SV-9.5-7.5 (3E42701-11) Air Sampled: 05/27/14 13:37 Analyzed: 05/27/14 13:57									
1,1,1,2-Tetrachloroethane	ND	0.020	ug/l	1	q4E2901	05/29/14	05/29/14	EPA 32w08	
1,1,1-Trichloroethane	ND	0.020	"	"	"	"	"	"	
1,1,2,2-Tetrachloroethane	ND	0.020	"	"	"	"	"	"	
1,1,2-Trichloro-trifluoroethane	ND	0.020	"	"	"	"	"	"	
1,1,2-Trichloroethane	ND	0.020	"	"	"	"	"	"	
1,1-Dichloroethane	ND	0.020	"	"	"	"	"	"	
1,1-Dichloroethene	ND	0.020	"	"	"	"	"	"	
1,2-Dichloroethane	ND	0.020	"	"	"	"	"	"	
8 enzene	ND	0.020	"	"	"	"	"	"	
cis-1,2-Dichloroethene	ND	0.020	"	"	"	"	"	"	
Carbon tetrachloride	ND	0.020	"	"	"	"	"	"	
Chloroethane	ND	0.020	"	"	"	"	"	"	
Chloroform	ND	0.020	"	"	"	"	"	"	
Dichlorodifluoromethane	ND	0.020	"	"	"	"	"	"	
Ethylbenzene	ND	0.020	"	"	"	"	"	"	
Methylene Chloride	ND	0.020	"	"	"	"	"	"	
ortho-Xylene	ND	0.020	"	"	"	"	"	"	
meta- and para-Xylenes	ND	0.020	"	"	"	"	"	"	
trans-1,2-Dichloroethene	ND	0.020	"	"	"	"	"	"	
Tetrachloroethene	ND	0.020	"	"	"	"	"	"	
Toluene	**0.011**	0.020	"	"	"	"	"	"	J
Trichloroethene	ND	0.020	"	"	"	"	"	"	
Trichlorofluoromethane	ND	0.020	"	"	"	"	"	"	
Vinyl Chloride	ND	0.020	"	"	"	"	"	"	
gurro: ateD8 ibromofluoromethane		*96.5 %*		*75-2S5*	"	"	"	"	
gurro: ateDToluene-dB		*9S.B %*		*75-2S5*	"	"	"	"	
gurro: ateD0-Cromofluorobenzene		*264 %*		*75-2S5*	"	"	"	"	
gurro: ateDCenzene-d4		*92.S %*		*76-206*	"	"	"	"	
gurro: ateDMhloroform-d		*97.1 %*		*76-206*	"	"	"	"	
gurro: ateD3 ethylene chloride-dS		*97.0 %*		*76-206*	"	"	"	"	

The results in this report apply to the samples analyzed in accordance with the chain of custody document. This analytical report must be reproduced in its entirety.

1w510 Aston Street, Irvine, California 92w0w
Telephone: (949) w79-9500 Fax: (949) w79-9501

MWH Americas, Inc. 250 No. Madison Avenue Pasadena, CA 91107	Project: Santa Susana Field Laboratory, Canoga Park Project Number: EST2754 Project Manager: Sarah Von Raesfield	**Reported:** 0q-Jun-14 14:55

Volatile Organic Compounds

Environmental Support Technologies

Analyte	Result	Reporting Limit	Units	Dilution	8 atch	Prepared	Analyzed	Method	Notes
FB-052714 (3E42701-12) Air Sampled: 05/27/14 13:57 Analyzed: 05/27/14 14:29									
1,1,1,2-Tetrachloroethane	ND	0.020	ug/l	1	q4E2901	05/29/14	05/29/14	EPA 32w08	
1,1,1-Trichloroethane	ND	0.020	"	"	"	"	"	"	
1,1,2,2-Tetrachloroethane	ND	0.020	"	"	"	"	"	"	
1,1,2-Trichloro-trifluoroethane	ND	0.020	"	"	"	"	"	"	
1,1,2-Trichloroethane	ND	0.020	"	"	"	"	"	"	
1,1-Dichloroethane	ND	0.020	"	"	"	"	"	"	
1,1-Dichloroethene	ND	0.020	"	"	"	"	"	"	
1,2-Dichloroethane	ND	0.020	"	"	"	"	"	"	
8 enzene	ND	0.020	"	"	"	"	"	"	
cis-1,2-Dichloroethene	ND	0.020	"	"	"	"	"	"	
Carbon tetrachloride	ND	0.020	"	"	"	"	"	"	
Chloroethane	ND	0.020	"	"	"	"	"	"	
Chloroform	ND	0.020	"	"	"	"	"	"	
Dichlorodifluoromethane	ND	0.020	"	"	"	"	"	"	
Ethylbenzene	ND	0.020	"	"	"	"	"	"	
Methylene Chloride	ND	0.020	"	"	"	"	"	"	
ortho-Xylene	ND	0.020	"	"	"	"	"	"	
meta- and para-Xylenes	ND	0.020	"	"	"	"	"	"	
trans-1,2-Dichloroethene	ND	0.020	"	"	"	"	"	"	
Tetrachloroethene	ND	0.020	"	"	"	"	"	"	
Toluene	ND	0.020	"	"	"	"	"	"	
Trichloroethene	ND	0.020	"	"	"	"	"	"	
Trichlorofluoromethane	ND	0.020	"	"	"	"	"	"	
Vinyl Chloride	ND	0.020	"	"	"	"	"	"	
gurro: ateD8 ibromofluoromethane		*92.0 %*		*75-2S5*	"	"	"	"	
gurro: ateDToluene-dB		*9S.7 %*		*75-2S5*	"	"	"	"	
gurro: ateD0-Cromofluorobenzene		*264 %*		*75-2S5*	"	"	"	"	
gurro: ateDCenzene-d4		*91.B %*		*76-206*	"	"	"	"	
gurro: ateDMhloroform-d		*99.0 %*		*76-206*	"	"	"	"	
gurro: ateD3 ethylene chloride-dS		*97.2 %*		*76-206*	"	"	"	"	

The results in this report apply to the samples analyzed in accordance with the chain of custody document. This analytical report must be reproduced in its entirety.

MWH Americas, Inc. 250 No. Madison Avenue Pasadena, CA 91107	Project: Santa Susana Field Laboratory, Canoga Park Project Number: EST2754 Project Manager: Sarah Von Raesfield	**Reported:** 0q-Jun-14 14:55

Volatile Organic Compounds - Quality Control

Environmental Support Technologies

Analyte	Result	Reporting Limit	Units	Spike Level	Source Result	%REC	%REC Limits	RPD	RPD Limit	Notes
Batch 34E2701 - Volatiles										
Blank (34E2701-BLK1)				Prepared & Analyzed: 05/29/14						
1,1,1,2-Tetrachloroethane	ND	0.020	ug/l							
1,1,1-Trichloroethane	ND	0.020	"							
1,1,2,2-Tetrachloroethane	ND	0.020	"							
1,1,2-Trichloro-trifluoroethane	ND	0.020	"							
1,1,2-Trichloroethane	ND	0.020	"							
1,1-Dichloroethane	ND	0.020	"							
1,1-Dichloroethene	ND	0.020	"							
1,2-Dichloroethane	ND	0.020	"							
8 enzene	ND	0.020	"							
cis-1,2-Dichloroethene	ND	0.020	"							
Carbon tetrachloride	ND	0.020	"							
Chloroethane	ND	0.020	"							
Chloroform	ND	0.020	"							
Dichlorodifluoromethane	ND	0.020	"							
Ethylbenzene	ND	0.020	"							
Methylene Chloride	ND	0.020	"							
ortho-Xylene	ND	0.020	"							
meta- and para-Xylenes	ND	0.020	"							
trans-1,2-Dichloroethene	ND	0.020	"							
Tetrachloroethene	ND	0.020	"							
Toluene	0.0113	0.020	"							J
Trichloroethene	ND	0.020	"							
Trichlorofluoromethane	ND	0.020	"							
Vinyl Chloride	ND	0.020	"							
gurro: ateD8 ibromofluoromethane	*S.S4*		*"*	*S.56*		*96.5*	*75-2S5*			
gurro: ateDToluene-dB	*S.19*		*"*	*S.56*		*95.B*	*75-2S5*			
gurro: ateD0-Cromofluorobenzene	*S.71*		*"*	*S.56*		*269*	*75-2S5*			
gurro: ateDCenzene-d4	*S.6B*		*"*	*S.56*		*Bl.S*	*76-206*			
gurro: ateDMhloroform-d	*S.1S*		*"*	*S.56*		*9S.9*	*76-206*			
gurro: ateD3 ethylene chloride-dS	*S.20*		*"*	*S.56*		*B5.B*	*76-206*			

The results in this report apply to the samples analyzed in accordance with the chain of custody document. This analytical report must be reproduced in its entirety.

1w510 Aston Street, Irvine, California 92w0w
Telephone: (949) w79-9500 Fax: (949) w79-9501

MWH Americas, Inc. 250 No. Madison Avenue Pasadena, CA 91107	Project: Santa Susana Field Laboratory, Canoga Park Project Number: EST2754 Project Manager: Sarah Von Raesfield	**Reported:** 0q-Jun-14 14:55

Volatile Organic Compounds - Quality Control

Environmental Support Technologies

Analyte	Result	Reporting Limit	Units	Spike Level	Source Result	%REC	%REC Limits	RPD	RPD Limit	Notes
Batch 34E2701 - Volatiles										
LCS (34E2701-BS1)				Prepared & Analyzed: 05/29/14						
1,1,1,2-Tetrachloroethane	1.21	0.020	ug/l	1.25		9w.3	75-1qw			
1,1,1-Trichloroethane	1.15	0.020	"	1.25		92.0	7q-1q4			
1,1,2,2-Tetrachloroethane	1.w5	0.020	"	1.25		1q2	5w-149			
1,1,2-Trichloro-trifluoroethane	1.qq	0.020	"	1.25		10w	3q-125			
1,1,2-Trichloroethane	1.47	0.020	"	1.25		113	w7-1q7			
1,1-Dichloroethane	1.09	0.020	"	1.25		37.2	30-121			
1,1-Dichloroethene	1.4q	0.020	"	1.25		114	7q-1q7			
1,2-Dichloroethane	1.27	0.020	"	1.25		102	75-1q1			
8 enzene	1.27	0.020	"	1.25		102	79-113			
cis-1,2-Dichloroethene	1.2q	0.020	"	1.25		93.4	35-11w			
Carbon tetrachloride	1.1q	0.020	"	1.25		90.4	74-14q			
Chloroethane	1.2q	0.020	"	1.25		93.4	w0-1q7			
Chloroform	1.20	0.020	"	1.25		9w.0	32-140			
Dichlorodifluoromethane	1.4q	0.020	"	1.25		114	47-129			
Ethylbenzene	1.q0	0.020	"	1.25		104	3q-125			
Methylene Chloride	1.qq	0.020	"	1.25		10w	31-12w			
ortho-Xylene	1.q9	0.020	"	1.25		111	35-115			
meta- and para-Xylenes	2.w5	0.020	"	2.50		10w	3q-115			
trans-1,2-Dichloroethene	1.qq	0.020	"	1.25		10w	72-1qq			
Tetrachloroethene	1.12	0.020	"	1.25		39.w	w0-144			
Toluene	1.25	0.020	"	1.25		100	70-115			
Trichloroethene	1.q2	0.020	"	1.25		10w	w3-1q2			
Trichlorofluoromethane	1.45	0.020	"	1.25		11w	w2-144			
Vinyl Chloride	1.19	0.020	"	1.25		95.2	ww-1q7			
gurro: ateD8 ibromofluoromethane	*22.7*		*″*	*2S.5*		*91.7*	*75-2S5*			
gurro: ateDToluene-dB	*2S.4*		*″*	*2S.5*		*262*	*75-2S5*			
gurro: ateD0-Cromofluorobenzene	*21.6*		*″*	*2S.5*		*260*	*75-2S5*			

The results in this report apply to the samples analyzed in accordance with the chain of custody document. This analytical report must be reproduced in its entirety.

1w510 Aston Street, Irvine, California 92w0w
Telephone: (949) w79-9500 Fax: (949) w79-9501

MWH Americas, Inc. 250 No. Madison Avenue Pasadena, CA 91107	Project: Santa Susana Field Laboratory, Canoga Park Project Number: EST2754 Project Manager: Sarah Von Raesfield	**Reported:** 0q-Jun-14 14:55

Volatile Organic Compounds - Quality Control

Environmental Support Technologies

Analyte	Result	Reporting Limit	Units	Spike Level	Source Result	%REC	%REC Limits	RPD	RPD Limit	Notes
Batch 34E2701 - Volatiles										
LCS Dup (34E2701-BSD1)				Prepared & Analyzed: 05/29/14						
1,1,1,2-Tetrachloroethane	1.1w	0.020	ug/l	1.25		92.3	75-1qw	4.22	20	
1,1,1-Trichloroethane	0.9q0	0.020	"	1.25		74.4	7q-1q4	21.2	20	QR-04
1,1,2,2-Tetrachloroethane	1.23	0.020	"	1.25		102	5w-149	25.q	20	QR-04
1,1,2-Trichloro-trifluoroethane	1.22	0.020	"	1.25		97.w	3q-125	3.wq	20	
1,1,2-Trichloroethane	1.q1	0.020	"	1.25		105	w7-1q7	11.5	20	
1,1-Dichloroethane	1.05	0.020	"	1.25		34.0	30-121	q.74	20	
1,1-Dichloroethene	1.1q	0.020	"	1.25		90.4	7q-1q7	2q.4	20	QR-04
1,2-Dichloroethane	1.15	0.020	"	1.25		92.0	75-1q1	9.92	20	
8 enzene	1.22	0.020	"	1.25		97.w	79-113	4.02	20	
cis-1,2-Dichloroethene	1.2q	0.020	"	1.25		93.4	35-11w	0.00	20	
Carbon tetrachloride	1.13	0.020	"	1.25		94.4	74-14q	4.qq	20	
Chloroethane	1.22	0.020	"	1.25		97.w	w0-1q7	0.31w	20	
Chloroform	1.14	0.020	"	1.25		91.2	32-140	5.1q	20	
Dichlorodifluoromethane	1.q5	0.020	"	1.25		103	47-129	5.7w	20	
Ethylbenzene	1.2w	0.020	"	1.25		101	3q-125	q.12	20	
Methylene Chloride	1.29	0.020	"	1.25		10q	31-12w	q.05	20	
ortho-Xylene	1.q7	0.020	"	1.25		110	35-115	1.45	20	
meta- and para-Xylenes	2.w9	0.020	"	2.50		103	3q-115	1.50	20	
trans-1,2-Dichloroethene	1.27	0.020	"	1.25		102	72-1qq	4.w2	20	
Tetrachloroethene	1.12	0.020	"	1.25		39.w	w0-144	0.00	20	
Toluene	1.25	0.020	"	1.25		100	70-115	0.00	20	
Trichloroethene	1.2w	0.020	"	1.25		101	w3-1q2	4.w5	20	
Trichlorofluoromethane	1.45	0.020	"	1.25		11w	w2-144	0.00	20	
Vinyl Chloride	1.2q	0.020	"	1.25		93.4	ww-1q7	q.q1	20	
gurro: ateD8 ibromofluoromethane	*22.S*		*"*	*2S.5*		*B9.B*	*75-2S5*			
gurro: ateDToluene-dB	*2S.4*		*"*	*2S.5*		*262*	*75-2S5*			
gurro: ateD0-Cromofluorobenzene	*2S.7*		*"*	*2S.5*		*262*	*75-2S5*			

The results in this report apply to the samples analyzed in accordance with the chain of custody document. This analytical report must be reproduced in its entirety.

MWH Americas, Inc. 250 No. Madison Avenue Pasadena, CA 91107	Project: Santa Susana Field Laboratory, Canoga Park Project Number: EST2754 Project Manager: Sarah Von Raesfield	**Reported:** 0q-Jun-14 14:55

Volatile Organic Compounds - Quality Control

Environmental Support Technologies

Analyte	Result	Reporting Limit	Units	Spike Level	Source Result	%REC	%REC Limits	RPD	RPD Limit	Notes
Batch 34E2701 - Volatiles										
Duplicate (34E2701-DUP1)	**Source: 3E42701-02**		Prepared & Analyzed: 05/29/14							
1,1,1,2-Tetrachloroethane	ND	0.020	ug/l		ND				50	
1,1,1-Trichloroethane	ND	0.020	"		ND				50	
1,1,2,2-Tetrachloroethane	ND	0.020	"		ND				50	
1,1,2-Trichloro-trifluoroethane	ND	0.020	"		ND				50	
1,1,2-Trichloroethane	ND	0.020	"		ND				50	
1,1-Dichloroethane	ND	0.020	"		ND				50	
1,1-Dichloroethene	ND	0.020	"		ND				50	
1,2-Dichloroethane	ND	0.020	"		ND				50	
8 enzene	ND	0.020	"		ND				50	
cis-1,2-Dichloroethene	ND	0.020	"		ND				50	
Carbon tetrachloride	ND	0.020	"		ND				50	
Chloroethane	ND	0.020	"		ND				50	
Chloroform	ND	0.020	"		ND				50	
Dichlorodifluoromethane	ND	0.020	"		ND				50	
Ethylbenzene	0.0143	0.020	"		0.0150			1.q4	50	J
Methylene Chloride	ND	0.020	"		ND				50	
ortho-Xylene	0.0200	0.020	"		0.0242			19.0	50	
meta- and para-Xylenes	0.055w	0.020	"		0.059w			w.94	50	
trans-1,2-Dichloroethene	ND	0.020	"		ND				50	
Tetrachloroethene	ND	0.020	"		ND				50	
Toluene	0.0420	0.020	"		0.0q94			w.q9	50	
Trichloroethene	ND	0.020	"		ND				50	
Trichlorofluoromethane	ND	0.020	"		ND				50	
Vinyl Chloride	ND	0.020	"		ND				50	
gurro: ateD8 ibromofluoromethane	*S.SB*		*"*	*S.56*		*92.0*	*75-2S5*			
gurro: ateDToluene-dB	*S.10*		*"*	*S.56*		*91.4*	*75-2S5*			
gurro: ateD0-Cromofluorobenzene	*S.72*		*"*	*S.56*		*26B*	*75-2S5*			
gurro: ateDCenzene-d4	*S.S2*		*"*	*S.56*		*BB.S*	*76-206*			
gurro: ateDMhloroform-d	*S.14*		*"*	*S.56*		*90.4*	*76-206*			
gurro: ateD3 ethylene chloride-dS	*S.S4*		*"*	*S.56*		*96.4*	*76-206*			

The results in this report apply to the samples analyzed in accordance with the chain of custody document. This analytical report must be reproduced in its entirety.

1w510 Aston Street, Irvine, California 92w0w
Telephone: (949) w79-9500 Fax: (949) w79-9501

MWH Americas, Inc. 250 No. Madison Avenue Pasadena, CA 91107	Project: Santa Susana Field Laboratory, Canoga Park Project Number: EST2754 Project Manager: Sarah Von Raesfield	**Reported:** 0q-Jun-14 14:55

Notes and Definitions

QR-04	The RPD result for this analyte in the sample exceeded the QC control limits; ho6 ever, the RPD for other analytes 6 ere 6 ithin the QC control limits.
J	Detected but belo6 the Reporting Limit; therefore, result is an estimated concentration (CLP J-Flag).
DET	Analyte DETECTED
ND	Analyte NOT DETECTED at or above the reporting limit
NR	Not Reported
dry	Sample results reported on a dry 6 eight basis
RPD	Relative Percent Difference

The results in this report apply to the samples analyzed in accordance with the chain of custody document. This analytical report must be reproduced in its entirety.

1w510 Aston Street, Irvine, California 92w0w
Telephone: (949) w79-9500 Fax: (949) w79-9501

SUMMARY OF INITIAL CALIBRATION

Rerun sample @ 5ppb @ Most.

Response Factor Report GC/MS Ins

Method : C:\HPCHEM\1\METHODS\MW111313.M (RTE Integrator)
Title : 8260B GC/MS #3 ICAL 11/13/13 DN
Last Update : Wed Nov 13 19:24:09 2013
Response via : Initial Calibration

Calibration Files
1 =K3IC00_1.D 2 =K3IC0_25.D 3 =K07LCS01.D
4 =K3IC1_25.D 5 =K3IC02_5.D 6 =K3IC12_5.D

		Compound	1	2	3	4	5	6	Avg	%RSD	
1)	I	Fluorobenzene (IS)	----------ISTD----------								
2)	S	Dibromofluoromethan	0.311	0.300	0.318	0.319	0.312	0.311	0.312	2.10	
3)	T	(F12) Dichlorodiflu	0.320	0.284	0.302	0.292	0.321	0.321	0.307	5.36	
4)	P	Chloromethane	0.422	0.302	0.293	0.219	0.221	0.212	0.278	29.02	Linear
5)	CM	Vinyl Chloride	0.276	0.224	0.211	0.207	0.207	0.199	0.221	12.88	
6)	T	Bromomethane	0.338	0.225	0.179	0.162	0.150	0.139	0.199	37.55	Linear
7)	T	Chloroethane	0.030	0.106	0.066	0.102	0.098	0.089	0.082	35.53	Quadratic
8)	T	(F11) Trichlorofluo	0.379	0.365	0.327	0.337	0.323	0.326	0.343	6.87	
9)	T	(F113) 1,1,2-Trichl	0.291	0.221	0.227	0.267	0.239	0.229	0.246	11.15	
10)	CM	1,1-Dichloroethene	0.277	0.287	0.322	0.307	0.291	0.286	0.295	5.61	
11)	T	Acetone	0.267	0.136	0.115	0.061	0.051	0.016	0.108	82.94	Quadratic
12)	M	(IPA) Leak Check Co	0.012	0.022	0.014	0.013	0.014	0.016	0.015	27.59	
13)	T	Carbon disulfide	1.178	1.037	1.080	1.042	0.958	0.941	1.039	8.28	
14)	T	Methylene Chloride	0.418	0.313	0.349	0.339	0.327	0.314	0.343	11.47	
15)		(TBA) tert-Butanol	0.022	0.019	0.027	0.022	0.018	0.020	0.021	16.39	
16)	TM	(MTBE) Methyl-t-but	0.789	0.678	0.760	0.729	0.655	0.638	0.708	8.56	
17)	T	trans-1,2-Dichloroe	0.331	0.360	0.342	0.357	0.310	0.318	0.336	6.07	
18)	PM	1,1-Dichloroethane	0.582	0.580	0.586	0.585	0.521	0.518	0.562	5.90	
19)	T	cis-1,2-Dichloroeth	0.442	0.415	0.416	0.387	0.339	0.345	0.390	10.66	
20)	T	2,2-Dichloropropane	0.561	0.489	0.520	0.497	0.440	0.435	0.490	9.80	
21)	T	(MEK) 2-Butanone	0.036	0.041	0.042	0.021	0.440	0.435	0.035	26.97	Not in use.
22)	T	(DIPE) Diisopropyl	1.055	1.006	1.006	1.025	0.901	0.867	0.977	7.64	
23)	T	Bromochloromethane	0.110	0.155	0.185	0.189	0.182	0.184	0.167	18.39	
24)	CM	Chloroform	0.723	0.654	0.684	0.676	0.594	0.598	0.655	7.70	
25)	T	(ETBE) 2-ethoxy 2-m	1.034	0.874	0.941	0.927	0.821	0.823	0.903	9.00	
26)	T	1,1,1-Trichloroetha	0.516	0.540	0.535	0.523	0.496	0.488	0.517	4.07	
27)	T	(TAME) tert-Amyl me	1.000	0.749	0.821	0.764	0.701	0.680	0.786	14.75	
28)	S	1,2-Dichloroethane-	0.309	0.278	0.303	0.299	0.296	0.293	0.296	3.50	
29)	T	1,1-Dichloropropene	0.547	0.492	0.502	0.489	0.439	0.427	0.482	9.13	
30)	T	Carbon Tetrachlorid	0.401	0.388	0.449	0.460	0.412	0.416	0.421	6.66	
31)	M	Benzene	1.374	1.155	1.267	1.217	1.042	1.008	1.177	11.75	
32)	M	1,2-Dichloroethane	0.501	0.382	0.445	0.419	0.385	0.365	0.416	12.20	
33)	M	Trichloroethene	0.480	0.355	0.386	0.399	0.336	0.324	0.380	14.87	
34)	C	1,2-Dichloropropane	0.298	0.297	0.277	0.290	0.264	0.258	0.281	6.17	
35)	T	Dibromomethane	0.207	0.209	0.227	0.244	0.215	0.216	0.220	6.33	
36)	T	Bromodichloromethan	0.459	0.407	0.479	0.446	0.428	0.433	0.442	5.69	
37)	T	cis-1,3-Dichloropro	0.508	0.451	0.526	0.493	0.447	0.467	0.482	6.63	
38)	I	Chlorobenzene-d5 (IS)	----------ISTD----------								
39)	S	Toluene-d8 (SU3)	1.209	1.139	1.193	1.149	1.157	1.149	1.166	2.42	
40)	T	(MIBK) 4-Methyl-2-P	0.545	0.324	0.388	0.078	0.072	0.088	0.249	79.95	Not in use.
41)	CM	Toluene	2.231	1.790	1.660	1.584	1.518	1.441	1.704	16.71	

42)	T	trans-1,3-Dichlorop	0.601	0.493	0.586	0.607	0.528	0.560	0.563	7.97	
43)	T	1,1,2-Trichloroetha	0.310	0.285	0.355	0.328	0.286	0.281	0.308	9.58	
44)	M	Tetrachloroethene	0.462	0.392	0.677	0.635	0.590	0.281	0.551	21.81	LINEAR
45)	T	1,3-Dichloropropane	0.710	0.578	0.592	0.569	0.532	0.529	0.585	11.33	
46)	T	2-Hexanone	0.333	0.186	0.340	0.266	0.333	0.182	0.273	27.20	
47)	T	Dibromochloromethan	0.426	0.363	0.496	0.458	0.432	0.459	0.439	10.18	
48)	T	1,2-Dibromoethane	0.412	0.355	0.430	0.402	0.394	0.396	0.398	6.27	
49)	PM	Chlorobenzene	1.366	1.154	1.110	1.134	1.086	1.043	1.149	9.84	
50)	T	1,1,1,2-Tetrachloro	0.449	0.384	0.437	0.407	0.388	0.387	0.409	6.91	
51)	CM	Ethylbenzene	2.333	2.080	1.968	1.851	1.736	1.654	1.937	12.77	
52)	TM	m,p-Xylenes	0.809	0.711	0.727	0.669	0.615	0.602	0.689	11.20	
53)	TM	o-Xylene	0.867	0.664	0.674	0.671	0.615	0.594	0.681	14.25	
54)	T	Styrene	1.563	1.015	1.078	1.049	0.973	0.934	1.102	21.01	LINEAR
55)	P	Bromoform	0.237	0.199	0.286	0.259	0.238	0.276	0.249	12.69	
56)	T	Isopropylbenzene	2.188	1.855	1.900	1.811	1.764	1.674	1.865	9.44	
57)	T	1,2,3-Trichloroprop	0.505	0.491	0.593	0.516	0.480	0.472	0.509	8.58	
58)	S	4-Bromofluorobenzen	0.518	0.507	0.527	0.511	0.510	0.495	0.511	2.08	
59)	I	1,4-Dichlorobenzene-d	----------	ISTD	----------						
60)	P	1,1,2,2-Tetrachloro	1.020	0.822	1.013	0.870	0.774	0.905	0.901	11.13	
61)	T	Bromobenzene	1.079	1.003	1.043	0.946	0.914	0.907	0.982	7.20	
62)	T	n-Propylbenzene	6.721	5.112	5.219	4.601	4.392	4.279	5.054	17.82	
63)	T	2-Chlorotoluene	3.644	2.948	3.362	3.044	2.868	2.805	3.112	10.48	
64)	T	1,3,5-Trimethylbenz	3.612	3.208	3.247	3.017	2.832	2.775	3.115	9.93	
65)	T	4-Chlorotoluene	3.315	2.950	2.942	2.812	2.597	2.623	2.873	9.19	
66)	T	tert-Butylbenzene	2.817	2.666	3.007	2.633	2.430	2.371	2.654	8.96	
67)	T	1,2,4-Trimethylbenz	3.774	3.331	3.421	3.050	2.968	2.953	3.250	9.91	
68)	T	sec-Butylbenzene	4.837	3.956	4.522	4.187	3.865	3.852	4.203	9.54	
69)	T	p-Isopropyltoluene	3.974	3.475	3.582	3.347	3.061	3.060	3.417	10.13	
70)	T	1,3-Dichlorobenzene	2.120	1.740	1.888	1.871	1.734	1.744	1.850	8.06	
71)	T	1,4-Dichlorobenzene	2.120	1.740	1.974	1.864	1.658	1.729	1.847	9.43	
72)	T	n-Butylbenzene	4.391	3.645	3.644	3.397	3.264	3.192	3.589	12.14	
73)	T	1,2-Dichlorobenzene	1.716	1.534	1.764	1.657	1.614	1.583	1.645	5.20	
74)	T	1,2-Dibromo-3-chlor	0.082	0.104	0.111	0.148	0.133	0.146	0.121	21.61	LINEAR
75)	T	1,2,4-Trichlorobenz	1.184	1.091	1.244	1.074	1.050	1.044	1.115	7.28	
76)	T	Hexachlorobutadiene	0.297	0.477	0.596	0.481	0.499	0.507	0.476	20.56	LINEAR
77)	T	Naphthalene	2.690	2.294	3.052	2.312	2.176	2.294	2.470	13.55	
78)	T	Hexachloroethane	0.306	0.301	0.391	0.362	0.374	0.435	0.361	14.24	
79)	T	1,2,3-Trichlorobenz	1.346	0.926	1.173	0.993	0.940	0.968	1.058	15.82	

(#) = Out of Range

MW111313.M Wed Nov 13 19:25:18 2013

CONTINUING CALIBRATION VERIFICATION

Quantitation Report (QT Reviewed)

Data File : C:\HPCHEM\1\DATA\052914L3\E29CCV01.D Vial: 9
Acq On : 29 May 2014 6:09 am Operator: DN
Sample : 1.25/2.5/12.5 ug/L 8260B std Inst : GC/MS Ins
Misc : 20mL 8260 CCV Multiplr: 1.00
MS Integration Params: rteint.p
Quant Time: May 29 7:05 19114 Quant Results File: MW111313.RES

Quant Method : C:\HPCHEM\1\METHODS\MW111313.M (RTE Integrator)
Title : 8260B GC/MS #3 ICAL 11/13/13 DN
Last Update : Wed Nov 13 19:38:32 2013
Response via : Initial Calibration
DataAcq Meth : MW111313

Internal Standards	R.T.	QIon	Response	Conc	Units	Dev(Min)
1) Fluorobenzene (IS)	10.31	96	1605228	12.50	ug/L	0.02
38) Chlorobenzene-d5 (IS)	13.93	117	1137403	12.50	ug/L	0.00
59) 1,4-Dichlorobenzene-d4 (IS	16.52	152	564416	12.50	ug/L	0.01
System Monitoring Compounds						
2) Dibromofluoromethane (SU1)	9.45	113	457275	11.42	ug/L	0.03
Spiked Amount 12.500	Range 75 - 125		Recovery = 91.36%			
28) 1,2-Dichloroethane-d4 (SU2	9.91	65	460410	12.10	ug/L	0.02
Spiked Amount 12.500	Range 75 - 125		Recovery = 96.80%			
39) Toluene-d8 (SU3)	12.22	98	1391767	13.12	ug/L	0.01
Spiked Amount 12.500	Range 75 - 125		Recovery = 104.96%			
58) 4-Bromofluorobenzene (SU4)	15.23	95	617202	13.27	ug/L	0.00
Spiked Amount 12.500	Range 75 - 125		Recovery = 106.16%			
Target Compounds						Qvalue
3) (F12) Dichlorodifluorometh	4.11	85	50750	1.29	ug/L	97
4) Chloromethane	4.47	50	35459	1.20	ug/L	96
5) Vinyl Chloride	4.60	62	35914	1.27	ug/L	79
6) Bromomethane	5.16	96	26183	1.31	ug/L	47
7) Chloroethane	5.29	64	14309	1.15	ug/L	71
8) (F11) Trichlorofluorometha	5.67	101	60534	1.37	ug/L	96
9) (F113) 1,1,2-Trichloro-tri	6.37	151	40051	1.27	ug/L	96
10) 1,1-Dichloroethene	6.45	96	48721	1.29	ug/L	92
11) Acetone	6.47	58	52055	-12.50	ug/L	89
12) (IPA) Leak Check Compound	6.55	45	201994	104.72	ug/L #	91
13) Carbon disulfide	6.88	76	167901	1.26	ug/L	99
14) Methylene Chloride	7.13	84	53258	1.21	ug/L	94
15) (TBA) tert-Butanol	7.12	59	7999	2.92	ug/L #	92
16) (MTBE) Methyl-t-butyl ethe	7.42	73	132170	1.45	ug/L	98
17) trans-1,2-Dichloroethene	7.50	96	59027	1.37	ug/L	97
18) 1,1-Dichloroethane	8.09	63	77282	1.07	ug/L	95
19) cis-1,2-Dichloroethene	8.85	96	60457	1.21	ug/L	91
20) 2,2-Dichloropropane	8.84	77	1221	0.02	ug/L #	1
21) (MEK) 2-Butanone	8.82	72	10605	2.35	ug/L #	57
22) (DIPE) Diisopropyl Ether	8.03	45	177767	1.42	ug/L	98
23) Bromochloromethane	9.19	128	23822	1.11	ug/L #	84
24) Chloroform	9.23	83	97656	1.16	ug/L	97

(#) = qualifier out of range (m) = manual integration

Quantitation Report (QT Reviewed)

Data File : C:\HPCHEM\1\DATA\052914L3\E29CCV01.D Vial: 9
Acq On : 29 May 2014 6:09 am Operator: DN
Sample : 1.25/2.5/12.5 ug/L 8260B std Inst : GC/MS Ins
Misc : 20mL 8260 CCV Multiplr: 1.00
MS Integration Params: rteint.p
Quant Time: May 29 7:05 19114 Quant Results File: MW111313.RES

Quant Method : C:\HPCHEM\1\METHODS\MW111313.M (RTE Integrator)
Title : 8260B GC/MS #3 ICAL 11/13/13 DN
Last Update : Wed Nov 13 19:38:32 2013
Response via : Initial Calibration
DataAcq Meth : MW111313

Compound	R.T.	QIon	Response	Conc Unit	Qvalue
25) (ETBE) 2-ethoxy 2-methyl p	8.51	59	121633	1.05 ug/L #	97
26) 1,1,1-Trichloroethane	9.52	97	74247	1.12 ug/L	96
27) (TAME) tert-Amyl methyl et	10.02	73	111792	1.11 ug/L	95
29) 1,1-Dichloropropene	9.70	75	72977	1.18 ug/L	97
30) Carbon Tetrachloride	13.90	117	62783	1.16 ug/L	94
31) Benzene	10.00	78	204543	1.35 ug/L	94
32) 1,2-Dichloroethane	10.01	62	67078	1.26 ug/L	94
33) Trichloroethene	10.76	130	59810	1.23 ug/L	97
34) 1,2-Dichloropropane	11.06	63	48722	1.35 ug/L #	85
35) Dibromomethane	11.22	93	37563	1.33 ug/L	95
36) Bromodichloromethane	11.37	83	66664	1.17 ug/L	96
37) cis-1,3-Dichloropropene	11.88	75	66265	1.07 ug/L	93
40) (MIBK) 4-Methyl-2-Pentanon	12.13	43	22655	1.00 ug/L #	100
41) Toluene	12.30	91	211702	1.37 ug/L	99
42) trans-1,3-Dichloropropene	12.52	75	52531	1.03 ug/L	76
43) 1,1,2-Trichloroethane	12.76	83	40786	1.46 ug/L	89
44) Tetrachloroethene	12.95	164	63149	1.16 ug/L	97
45) 1,3-Dichloropropane	12.97	76	70753	1.33 ug/L	99
46) 2-Hexanone	12.99	43	57975	2.33 ug/L #	97
47) Dibromochloromethane	13.27	129	53863	1.35 ug/L	99
48) 1,2-Dibromoethane	13.44	107	55297	1.53 ug/L	92
49) Chlorobenzene	13.96	112	142694	1.37 ug/L	98
50) 1,1,1,2-Tetrachloroethane	14.04	131	46774	1.26 ug/L	96
51) Ethylbenzene	14.04	91	236809	1.34 ug/L	99
52) m,p-Xylenes	14.15	106	168781	2.69 ug/L	98
53) o-Xylene	14.63	106	87187	1.41 ug/L	98
54) Styrene	14.64	104	145355	1.63 ug/L	98
55) Bromoform	14.92	173	33471	1.48 ug/L	99
56) Isopropylbenzene	15.02	105	229593	1.35 ug/L	99
57) 1,2,3-Trichloropropane	15.43	75	79034	1.70 ug/L #	1
60) 1,1,2,2-Tetrachloroethane	15.35	83	72651	1.79 ug/L	91
61) Bromobenzene	15.45	156	58542	1.32 ug/L	96
62) n-Propylbenzene	15.46	91	296699	1.30 ug/L	99
63) 2-Chlorotoluene	15.62	91	189355	1.35 ug/L	98
64) 1,3,5-Trimethylbenzene	15.63	105	191781	1.36 ug/L	95
65) 4-Chlorotoluene	15.73	91	180710	1.39 ug/L	97
66) tert-Butylbenzene	16.02	119	153673	1.28 ug/L	92

(#) = qualifier out of range (m) = manual integration

Data File : C:\HPCHEM\1\DATA\052914L3\E29CCV01.D Vial: 9
Acq On : 29 May 2014 6:09 am Operator: DN
Sample : 1.25/2.5/12.5 ug/L 8260B std Inst : GC/MS Ins
Misc : 20mL 8260 CCV Multiplr: 1.00
MS Integration Params: rteint.p
Quant Time: May 29 7:05 19114 Quant Results File: MW111313.RES

Quant Method : C:\HPCHEM\1\METHODS\MW111313.M (RTE Integrator)
Title : 8260B GC/MS #3 ICAL 11/13/13 DN
Last Update : Wed Nov 13 19:38:32 2013
Response via : Initial Calibration
DataAcq Meth : MW111313

Compound	R.T.	QIon	Response	Conc Unit	Qvalue
67) 1,2,4-Trimethylbenzene	16.07	105	239508	1.63 ug/L	99
68) sec-Butylbenzene	16.26	105	254519	1.34 ug/L	99
69) p-Isopropyltoluene	16.39	119	242334	1.57 ug/L	95
70) 1,3-Dichlorobenzene	16.45	146	114869	1.38 ug/L	99
71) 1,4-Dichlorobenzene	16.54	146	113465	1.36 ug/L	98
72) n-Butylbenzene	16.86	91	220920	1.36 ug/L	97
73) 1,2-Dichlorobenzene	17.00	146	104513	1.41 ug/L	99
74) 1,2-Dibromo-3-chloropropan	17.94	75	12039	1.90 ug/L #	66
75) 1,2,4-Trichlorobenzene	19.04	180	69928	1.39 ug/L	96
76) Hexachlorobutadiene	19.21	225	33129	1.46 ug/L	97
77) Naphthalene	19.47	128	270161	2.42 ug/L	100
78) Hexachloroethane	17.30	201	19462	1.19 ug/L	95
79) 1,2,3-Trichlorobenzene	19.82	180	66459	1.39 ug/L	95

(#) = qualifier out of range (m) = manual integration

Quantitation Report

Data File : C:\HPCHEM\1\DATA\052914L3\E29CCV01.D Vial: 9
Acq On : 29 May 2014 6:09 am Operator: DN
Sample : 1.25/2.5/12.5 ug/L 8260B std Inst : GC/MS Ins
Misc : 20mL 8260 CCV Multiplr: 1.00
MS Integration Params: rteint.p
Quant Time: May 29 7:05 19114 Quant Results File: MW111313.RES

Method : C:\HPCHEM\1\METHODS\MW111313.M (RTE Integrator)
Title : 8260B GC/MS #3 ICAL 11/13/13 DN
Last Update : Wed Nov 13 19:38:32 2013
Response via : Initial Calibration

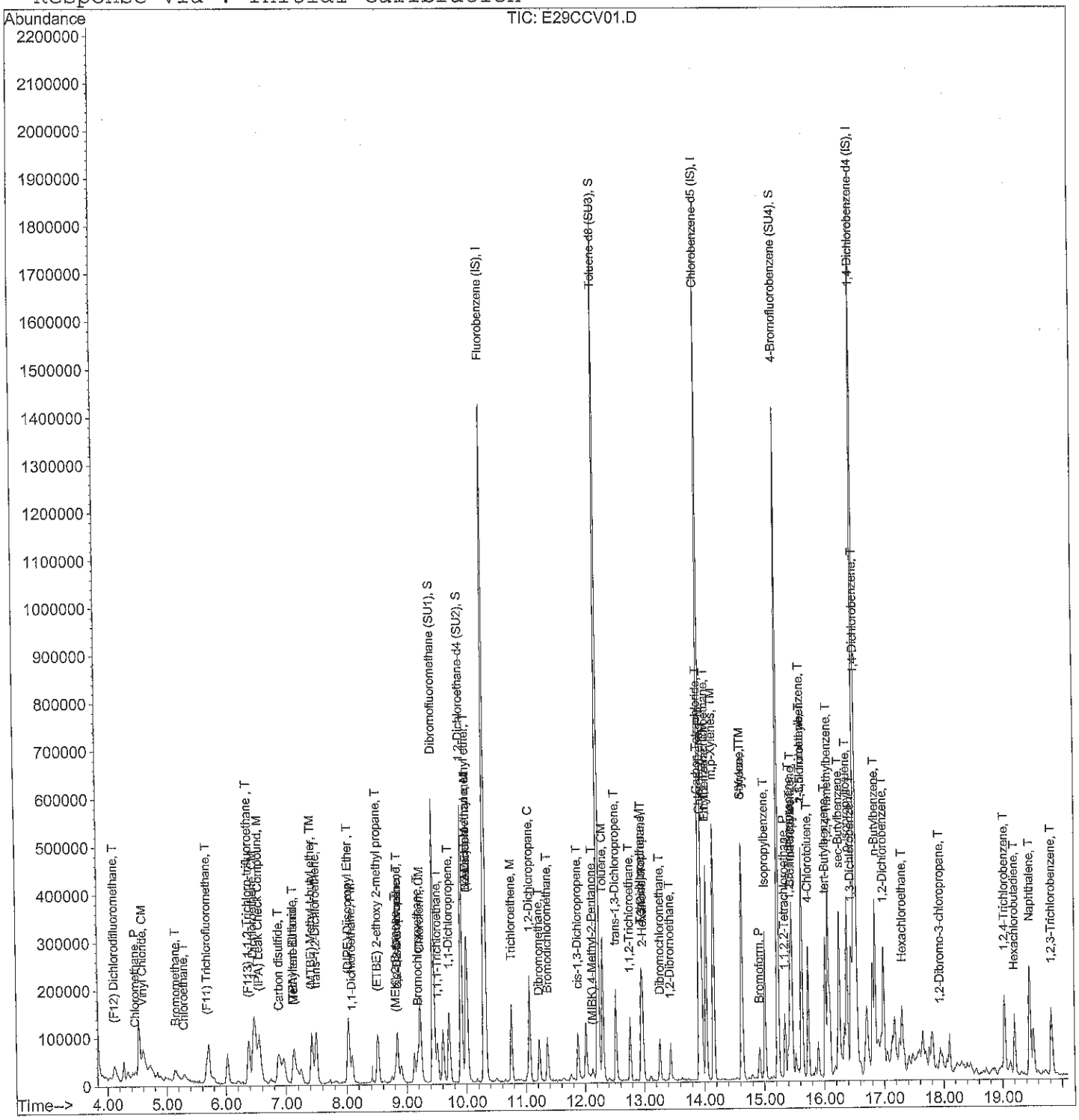

Evaluate Continuing Calibration Report

Data File : C:\HPCHEM\1\DATA\052914L3\E29CCV01.D Vial: 9
Acq On : 29 May 2014 6:09 am Operator: DN
Sample : 1.25/2.5/12.5 ug/L 8260B std Inst : GC/MS Ins
Misc : 20mL 8260 CCV Multiplr: 1.00
MS Integration Params: rteint.p

Method : C:\HPCHEM\1\METHODS\MW111313.M (RTE Integrator)
Title : 8260B GC/MS #3 ICAL 11/13/13 DN
Last Update : Wed Nov 13 19:38:32 2013
Response via : Multiple Level Calibration

Min. RRF : 0.000 Min. Rel. Area : 50% Max. R.T. Dev 0.50min
Max. RRF Dev : 30% Max. Rel. Area : 200%

		Compound	Amount	Calc.	%Dev	Area%	Dev(min)
1	I	Fluorobenzene (IS)	12.500	12.500	0.0	121	0.02
2	S	Dibromofluoromethane (SU1)	12.500	11.420	8.6	108	0.03
3	T	(F12) Dichlorodifluorometha	1.250	1.289	-3.1	131	0.04
4	P	Chloromethane	1.250	1.196	4.3	122	0.09
5	CM	Vinyl Chloride	1.250	1.267	-1.4	131	0.05
6	T	Bromomethane	1.250	1.305	-4.4	122	0.06
7	T	Chloroethane	1.250	1.150	8.0	106	0.05
8	T	(F11) Trichlorofluoromethan	1.250	1.374	-9.9	135	0.06
9	T	(F113) 1,1,2-Trichloro-trif	1.250	1.269	-1.5	113	0.05
10	CM	1,1-Dichloroethene	1.250	1.286	-2.9	119	0.05
11	T	Acetone	1.250	-12.500	1100.0#	640	0.01
12	M	(IPA) Leak Check Compound	62.500	104.719	-67.6#	218	0.01
13	T	Carbon disulfide	1.250	1.258	-0.6	121	0.07
14	T	Methylene Chloride	1.250	1.208	3.4	118	0.05
15		(TBA) tert-Butanol	12.500	2.922	76.6#	27	0.00
16	TM	(MTBE) Methyl-t-butyl ether	2.500	1.453	41.9#	68	0.02
17	T	trans-1,2-Dichloroethene	1.250	1.367	-9.4	125	0.04
18	PM	1,1-Dichloroethane	1.250	1.071	14.3	99	0.04
19	T	cis-1,2-Dichloroethene	1.250	1.206	3.5	118	0.03
20	T	2,2-Dichloropropane	1.250	0.019	98.5#	2	0.01
21	T	(MEK) 2-Butanone	1.250	2.350	-88.0#	194	0.03
22	T	(DIPE) Diisopropyl Ether	1.250	1.417	-13.4	131	0.02
23	T	Bromochloromethane	1.250	1.108	11.4	95	0.04
24	CM	Chloroform	1.250	1.161	7.1	109	0.03
25	T	(ETBE) 2-ethoxy 2-methyl pr	1.250	1.049	16.1	99	0.01
26	T	1,1,1-Trichloroethane	1.250	1.119	10.5	107	0.03
27	T	(TAME) tert-Amyl methyl eth	1.250	1.108	11.4	110	0.01
28	S	1,2-Dichloroethane-d4 (SU2)	12.500	12.099	3.2	116	0.02
29	T	1,1-Dichloropropene	1.250	1.178	5.8	113	0.02
30	T	Carbon Tetrachloride	1.250	1.161	7.1	103	4.19#
31	M	Benzene	1.250	1.353	-8.2	127	0.02
32	M	1,2-Dichloroethane	1.250	1.255	-0.4	121	0.02
33	M	Trichloroethene	1.250	1.226	1.9	113	0.02
34	C	1,2-Dichloropropane	1.250	1.351	-8.1	127	0.01
35	T	Dibromomethane	1.250	1.331	-6.5	116	0.01
36	T	Bromodichloromethane	1.250	1.174	6.1	113	0.02
37	T	cis-1,3-Dichloropropene	1.250	1.071	14.3	101	0.01

(#) = Out of Range

Evaluate Continuing Calibration Report

Data File : C:\HPCHEM\1\DATA\052914L3\E29CCV01.D Vial: 9
Acq On : 29 May 2014 6:09 am Operator: DN
Sample : 1.25/2.5/12.5 ug/L 8260B std Inst : GC/MS Ins
Misc : 20mL 8260 CCV Multiplr: 1.00
MS Integration Params: rteint.p

Method : C:\HPCHEM\1\METHODS\MW111313.M (RTE Integrator)
Title : 8260B GC/MS #3 ICAL 11/13/13 DN
Last Update : Wed Nov 13 19:38:32 2013
Response via : Multiple Level Calibration

Min. RRF : 0.000 Min. Rel. Area : 50% Max. R.T. Dev 0.50min
Max. RRF Dev : 30% Max. Rel. Area : 200%

		Compound	Amount	Calc.	%Dev	Area%	Dev(min)
38	I	Chlorobenzene-d5 (IS)	12.500	12.500	0.0	110	0.00
39	S	Toluene-d8 (SU3)	12.500	13.119	-5.0	117	0.01
40	T	(MIBK) 4-Methyl-2-Pentanone	1.250	0.998	20.2	280	0.01
41	CM	Toluene	1.250	1.365	-9.2	129	0.02
42	T	trans-1,3-Dichloropropene	1.250	1.026	17.9	84	0.01
43	T	1,1,2-Trichloroethane	1.250	1.458	-16.6	120	0.01
44	M	Tetrachloroethene	1.250	1.159	7.3	96	0.01
45	T	1,3-Dichloropropane	1.250	1.329	-6.3	120	0.00
46	T	2-Hexanone	1.250	2.330	-86.4#	211	0.02
47	T	Dibromochloromethane	1.250	1.348	-7.8	114	0.01
48	T	1,2-Dibromoethane	1.250	1.526	-22.1	133	0.00
49	PM	Chlorobenzene	1.250	1.365	-9.2	122	0.00
50	T	1,1,1,2-Tetrachloroethane	1.250	1.258	-0.6	111	0.01
51	CM	Ethylbenzene	1.250	1.344	-7.5	124	0.01
52	TM	m,p-Xylenes	2.500	2.693	-7.7	122	0.00
53	TM	o-Xylene	1.250	1.407	-12.6	126	0.01
54	T	Styrene	1.250	1.632	-30.6#	134	0.00
55	P	Bromoform	1.250	1.476	-18.1	125	0.01
56	T	Isopropylbenzene	1.250	1.353	-8.2	123	0.01
57	T	1,2,3-Trichloropropane	1.250	1.705	-36.4#	148	0.00
58	S	4-Bromofluorobenzene (SU4)	12.500	13.268	-6.1	117	0.00
59	I	1,4-Dichlorobenzene-d4 (IS)	12.500	12.500	0.0	112	0.01
60	P	1,1,2,2-Tetrachloroethane	1.250	1.786	-42.9#	166	0.00
61	T	Bromobenzene	1.250	1.320	-5.6	123	0.00
62	T	n-Propylbenzene	1.250	1.300	-4.0	128	0.00
63	T	2-Chlorotoluene	1.250	1.348	-7.8	124	0.01
64	T	1,3,5-Trimethylbenzene	1.250	1.363	-9.0	127	0.00
65	T	4-Chlorotoluene	1.250	1.393	-11.4	128	0.00
66	T	tert-Butylbenzene	1.250	1.282	-2.6	116	0.00
67	T	1,2,4-Trimethylbenzene	1.250	1.632	-30.6#	156	0.01
68	T	sec-Butylbenzene	1.250	1.341	-7.3	121	0.00
69	T	p-Isopropyltoluene	1.250	1.571	-25.7	144	0.01
70	T	1,3-Dichlorobenzene	1.250	1.375	-10.0	122	0.00
71	T	1,4-Dichlorobenzene	1.250	1.360	-8.8	121	0.00
72	T	n-Butylbenzene	1.250	1.363	-9.0	130	0.01
73	T	1,2-Dichlorobenzene	1.250	1.407	-12.6	126	0.01

(#) = Out of Range

Evaluate Continuing Calibration Report

Data File : C:\HPCHEM\1\DATA\052914L3\E29CCV01.D Vial: 9
Acq On : 29 May 2014 6:09 am Operator: DN
Sample : 1.25/2.5/12.5 ug/L 8260B std Inst : GC/MS Ins
Misc : 20mL 8260 CCV Multiplr: 1.00
MS Integration Params: rteint.p

Method : C:\HPCHEM\1\METHODS\MW111313.M (RTE Integrator)
Title : 8260B GC/MS #3 ICAL 11/13/13 DN
Last Update : Wed Nov 13 19:38:32 2013
Response via : Multiple Level Calibration

Min. RRF : 0.000 Min. Rel. Area : 50% Max. R.T. Dev 0.50min
Max. RRF Dev : 30% Max. Rel. Area : 200%

		Compound	Amount	Calc.	%Dev	Area%	Dev(min)
74	T	1,2-Dibromo-3-chloropropane	1.250	1.903	-52.2#	162	0.00
75	T	1,2,4-Trichlorobenzene	1.250	1.389	-11.1	130	0.00
76	T	Hexachlorobutadiene	1.250	1.460	-16.8	137	0.00
77	T	Naphthalene	1.250	2.423	-93.8#	233	0.01
78	T	Hexachloroethane	1.250	1.193	4.6	107	0.00
79	T	1,2,3-Trichlorobenzene	1.250	1.391	-11.3	133	0.00

(#) = Out of Range SPCC's out = 0 CCC's out = 0

SUMMARY OF INTERNAL STANDARDS

GC/MS QA-QC Check Report

Tune File : C:\HPCHEM\1\DATA\052914L3\E29BFB01.D
Tune Time : 29 May 14 5:56 am

Daily Calibration File : C:\HPCHEM\1\DATA\013014L3\A30CCV01.D

						(PFB)	(CLBD	(1,4-
						1590180	1163370	587649
File	Sample	Surrogate Recovery %				Internal Standard Responses		
E2900001.D	3E42901-	94	97	97	106	1446066	1151739	631317
E2900002.D	3E42901-	90	91	97	108	1583591	1245807	686848
E2900003.D	34E2901-	91	96	94	108	1515026	1225648	671159
E2900004.D	3E42901-	92	96	95	110	1527639	1240492	660440
E2900005.D	3E42901-	90	93	96	111	1531628	1208919	672911
E2900006.D	3E42901-	93	96	94	111	1523502	1220492	678647
E2900007.D	3E42901-	90	94	94	111	1551642	1248508	679192
E2900008.D	3E42901-	88	91	94	107	1603103	1279952	698801
E2900009.D	3E42901-	90	94	93	107	1563526	1280591	693986
E2900010.D	3E42901-	94	95	93	106	1549175	1274965	707525
E2900011.D	3E42901-	85	76	99	103	2000126	1513788	768922
E2900012.D	3E42901-	90	94	93	106	1633764	1325951	712550
E2900013.D	3E42901-	91	96	93	107	1606122	1324344	689225
E29BLK01.D	34E2901-	90	91	96	109	1637712	1287902	712164
E29LCS01.D	34E2901-	94	96	101	104	1513544	1118075	552768
E29LCS02.D	34E2901-	90	90	101	101	1677230	1202455	584740

t - fails 12hr time check * - fails criteria

Created: Sun Jun 08 11:45:53 2014 GC MS Ins

SUMMARY OF INSTRUMENT TUNING

BFB

Data File : C:\HPCHEM\1\DATA\052914L3\E29BFB01.D Vial: 1
Acq On : 29 May 2014 5:56 am Operator: DN
Sample : 50 ng BFB tune Inst : GC/MS Ins
Misc : 12HRS SYSTEM BFB TUNING Multiplr: 1.00
MS Integration Params: rteint.p
Method : C:\HPCHEM\1\METHODS\MW111313.M (RTE Integrator)
Title : 8260B GC/MS #3 ICAL 11/13/13 DN

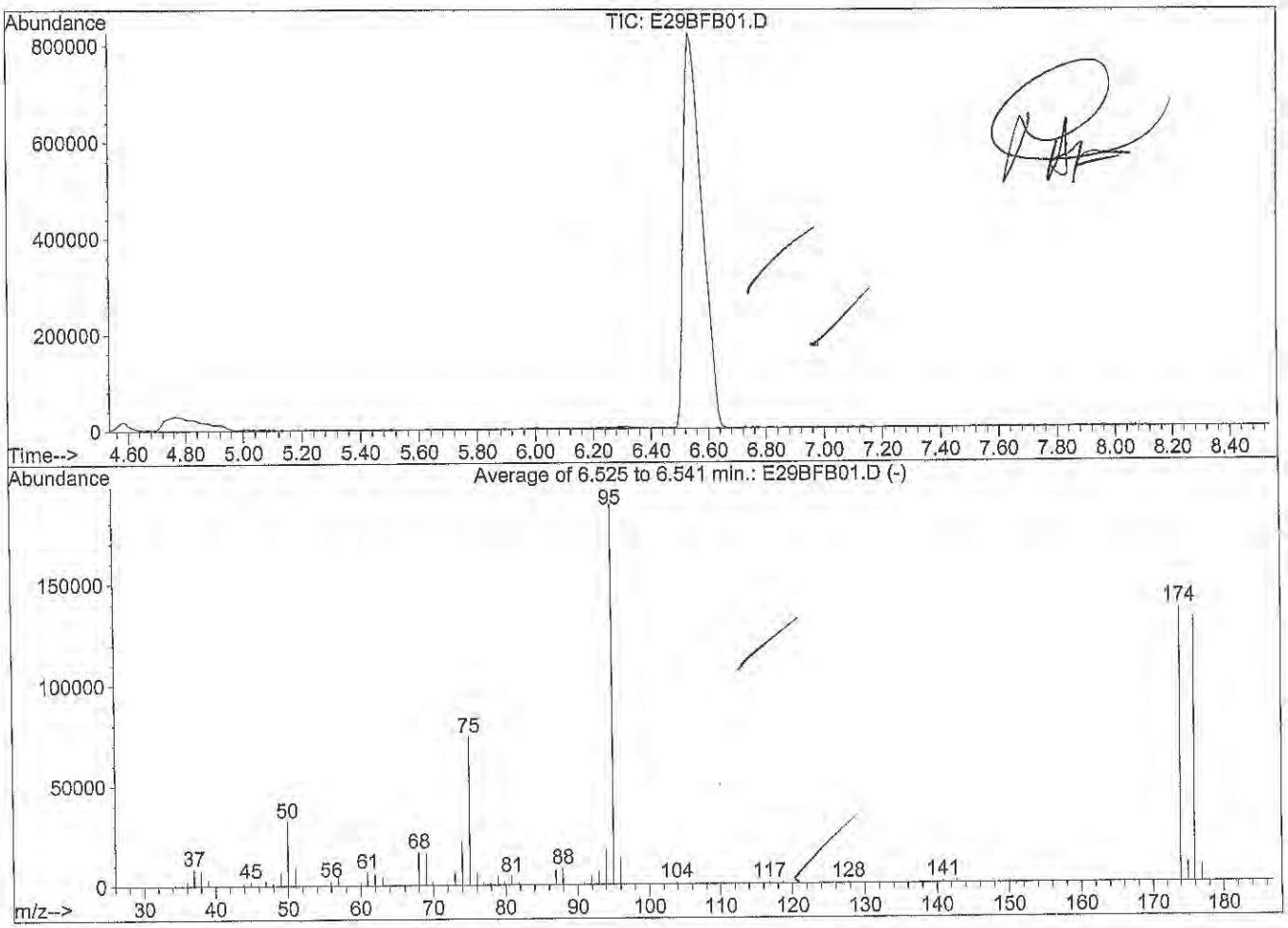

AutoFind: Scans 320, 321, 322; Background Corrected with Scan 313

Target Mass	Rel. to Mass	Lower Limit%	Upper Limit%	Rel. Abn%	Raw Abn	Result Pass/Fail
50	95	15	40	17.0	32032	PASS
75	95	30	60	39.2	73792	PASS
95	95	100	100	100.0	188245	PASS
96	95	5	9	6.8	12848	PASS
173	174	0.00	2	0.0	0	PASS
174	95	50	100	72.4	136301	PASS
175	174	5	9	7.0	9551	PASS
176	174	95	101	96.4	131344	PASS
177	176	5	9	6.3	8283	PASS

E29BFB01.D MW111313.M Thu May 29 06:06:11 2014

INJECTION LOG

Injection Log

Directory: c:\hpchem\1\data\052914I3

Line	Vial	FileName	Multiplier	SampleName	Misc Info	Injected
1	11	e2900001.d	10.	3E42901-01	100cc Equipment Blank	29 May 14 08:11
2	1	e2900002.d	10.	3E42901-02	100cc SVL-544-SA5D-SV-10.0-11.0	29 May 14 08:46
3	2	e2900003.d	10.	34E2901-DUP1	100cc SVL-544-SA5D-SV-10.0-11.0	29 May 14 09:15
4	3	e2900004.d	10.	3E42901-03	100cc SVL-844-SA5D-SV-10.0-11.0	29 May 14 09:44
5	4	e2900005.d	10.	3E42901-04	100cc SVL-530-SA5C-SV-6.5-7.5	29 May 14 10:13
6	5	e2900006.d	10.	3E42901-05	100cc SVL-519-SA5D-SV-8.9-9.5	29 May 14 10:44
7	6	e2900007.d	10.	3E42901-06	100cc SVL-526-SA5D-SV-7.5-8.5	29 May 14 11:13
8	7	e2900008.d	10.	3E42901-07	100cc SVL-530-SA5D-SV-5.0-6.0	29 May 14 11:42
9	8	e2900009.d	10.	3E42901-08	100cc SVL-531-SA5D-SV-5.0-6.0	29 May 14 12:11
10	1	e2900010.d	10.	3E42901-09	100cc SVL-539-SA5D-SV-4.5-5.5	29 May 14 12:57
11	2	e2900011.d	10.	3E42901-10	100cc SVL-539-SA5D-SV-8.5-9.5	29 May 14 13:26
12	3	e2900012.d	10.	3E42901-11	100cc SVL-572-SA5C-SV-6.8-7.8	29 May 14 13:59
13	4	e2900013.d	10.	3E42901-12	100cc FB-052914	29 May 14 14:28
14	1	e29bfb01.d	1.	50 ng BFB tune	12HRS SYSTEM BFB TUNING	29 May 14 05:56
15	11	e29blk01.d	10.	34E2901-BLK1	100cc AMBIENT AIR/H20	29 May 14 07:39
16	9	e29ccv01.d	1.	1.25/2.5/12.5 ug/L 8260B std	20mL 8260 CCV	29 May 14 06:09
17	10	e29lcs01.d	1.	34E2901-BS1	20cc 1.25/2.5/12.5 ug/L LCS	29 May 14 06:38
18	9	e29lcs02.d	1.	34E2901-BSD1	20cc 1.25/2.5/12.5 ug/L LCS	29 May 14 14:57

SAMPLE LOG SHEET

Environmental Support Technologies, Inc.
SOIL GAS - FIELD ANALYSIS
Sample Log Sheet

Date: 05/29/2014
Analyst: DN
Lab ID: # 3
Batch Number: 34E2901
Project Number: EST2754

MWH SSFL , CA

EPA Method: 8260B CHHSLS 0.02 RL GILAN AIR5 PUMP
Initial Calibration: MW111313.MTH FLOW RATE @ 200mL/min
Cal Std Lot No.: 4D14009
LCS Std Lot No.: 4D14008 Glass Bulb Bake @
IS/SS Lot No.: 4D14001 130 degree for 30 min

File No.	Port No.	Sample Lab No.	Sample ID	Amount	Dilution Factor	Bulb Surr added	Time Sample Loaded	Time Sample Analyzed	Glass Bulb #	PID READING
E429BFB1	1	50uL BFB1	12HRS TUNING	1uL	1x	PASS	@	556		
CCV1	9	1.25/2.5/12.5 CCV1	8260 STARDARD	20mL	1x	555	556	609		
BS1	9	34E2901-BS1	8260 1.25/2.5/12.5 ug/L LCS	20mL	1x	620	621	638		
BLK1	1	34E2901-BLK1	METHOD BLANK	100cc	1x	710	711	739		
1	2	3E42901-01	EQUIPMENT BLANK	100cc	1x	800	801	811	1	0.0
2	1	3E42901-02	SVL-544-SA5D-SV-10.0-11.0	100cc	1x	750	751	846	9	0.0
3	2	34E2901-DUP1	SVL-544-SA5D-SV-10.0-11.0	100cc	1x	750	751	915	9	0.0
4	3	3E42901-03	SVL-844-SA5D-SV-10.0-11.0	100cc	1x	750	751	944	6	0.0
5	4	3E42901-04	SVL-530-SA5C-SV-6.5-7.5	100cc	1x	843	844	1013	5	0.0
6	5	3E42901-05	SVL-519-SA5D-SV-8.9-9.5	100cc	1x	930	931	1044	8	0.0
7	6	3E42901-06	SVL-526-SA5D-SV-7.5-8.5	100cc	1x	1012	1013	1113	3	0.0
8	7	3E42901-07	SVL-530-SA5D-SV-5.0-6.0	100cc	1x	1046	1047	1142	13	0.0
9	8	3E42901-08	SVL-531-SA5D-SV-5.0-6.0	100cc	1x	1120	1121	1211	7	0.0
10	1	3E42901-09	SVL-539-SA5D-SV-4.5-5.5	100cc	1x	1229	1230	1257	12	0.0
11	2	3E42901-10	SVL-539-SA5D-SV-8.5-9.5	100cc	1x	1300	1301	1326	10	0.0
12	3	3E42901-11	SVL-572-SA5C-SV-8.5-9.5	100cc	1x	1339	1340	1359	11	0.0
12	4	3E42901-12	FB-052914	100cc	1x	1359	1400	1428	2	0.0
BSD1	9	34E2901-BSD1	8260 1.25/2.5/12.5 ug/L LCS	20mL	1x	1440	1441	1457		

CASE NARRATIVE

LABORATORY CASE NARRATIVE
(EPA 8260B)

SDG: 34E2901
DATE: May 29, 2014
PROJECT No.: EST2754

Twelve (12) Glass Bulb soil vapor samples were analyzed on May 29, 2014, by EPA Method Analysis performed using a gas chromatograph/mass spectrometer (GC/MS).

Sample Preservation and Holding Times

Samples were preserved according to the method recommendation, unless otherwise noted on the chain-of-custody (COC) and /or the sample log sheet. Holding times were met, unless otherwise noted in the report with data qualifiers.

QA/QC Criteria

All quality objective criteria were met, except as noted in the report with data qualifiers.

Samples Analysis

No anomalies were observes during analysis of the samples.

COMMENTS:

Results that fall between the MDL and RL are 'J' flagged.

Adjusted values corrected for significant figure correction (10X) and sample volume (5X).

RAW DATA FOR QC SAMPLES AND INITIAL CALIBRATION DUPLICATE SAMPLE

Quantitation Report (Not Reviewed)

Data File : C:\HPCHEM\1\DATA\052914L3\E2900003.D Vial: 2
Acq On : 29 May 2014 9:15 am Operator: DN
Sample : 34E2901-DUP1 Inst : GC/MS Ins
Misc : 100cc SVL-544-SA5D-SV-10.0-11.0 Multiplr: 10.00
MS Integration Params: rteint.p
Quant Time: May 29 9:38 19114 Quant Results File: MW111313.RES

Quant Method : C:\HPCHEM\1\METHODS\MW111313.M (RTE Integrator)
Title : 8260B GC/MS #3 ICAL 11/13/13 DN
Last Update : Wed Nov 13 19:38:32 2013
Response via : Initial Calibration
DataAcq Meth : MW111313

Internal Standards	R.T.	QIon	Response	Conc	Units	Dev(Min)
1) Fluorobenzene (IS)	10.29	96	1515026	12.50	ug/L	0.00
38) Chlorobenzene-d5 (IS)	13.92	117	1225648	12.50	ug/L	0.00
59) 1,4-Dichlorobenzene-d4 (IS	16.52	152	671159	12.50	ug/L	0.00
System Monitoring Compounds						
2) Dibromofluoromethane (SU1)	9.43	113	431751	11.42	ug/L	0.00
Spiked Amount 12.500	Range 75 - 125		Recovery = 91.36%			
28) 1,2-Dichloroethane-d4 (SU2	9.89	65	429929	11.97	ug/L	0.00
Spiked Amount 12.500	Range 75 - 125		Recovery = 95.76%			
39) Toluene-d8 (SU3)	12.21	98	1337766	11.70	ug/L	0.00
Spiked Amount 12.500	Range 75 - 125		Recovery = 93.60%			
58) 4-Bromofluorobenzene (SU4)	15.22	95	678795	13.54	ug/L	0.00
Spiked Amount 12.500	Range 75 - 125		Recovery = 108.32%			
Target Compounds						Qvalue
4) Chloromethane	4.40	50	4893	0.71	ug/L #	72
6) Bromomethane	5.11	96	386	-1.55	ug/L #	1
7) Chloroethane	5.31	64	797	1.32	ug/L	96
11) Acetone	6.48	58	3820	1.38	ug/L #	56
12) (IPA) Leak Check Compound	6.46	45	337071	1851.51	ug/L #	83
13) Carbon disulfide	6.83	76	5188	0.41	ug/L #	93
14) Methylene Chloride	7.06	84	5988	1.44	ug/L #	1
15) (TBA) tert-Butanol	7.16	59	958	3.71	ug/L #	77
22) (DIPE) Diisopropyl Ether	8.09	45	265	0.02	ug/L #	48
24) Chloroform	9.21	83	1732	0.22	ug/L #	1
25) (ETBE) 2-ethoxy 2-methyl p	8.37	59	265	0.02	ug/L #	44
29) 1,1-Dichloropropene	9.92	75	273	0.05	ug/L #	1
31) Benzene	9.98	78	2886	0.20	ug/L #	74
32) 1,2-Dichloroethane	9.92	62	6094	1.21	ug/L #	1
35) Dibromomethane	11.04	93	255	0.10	ug/L #	5
40) (MIBK) 4-Methyl-2-Pentanon	12.21	43	7469	3.05	ug/L #	100
41) Toluene	12.29	91	35142	2.10	ug/L	89
46) 2-Hexanone	13.11	43	344	0.13	ug/L #	27
51) Ethylbenzene	14.03	91	14143	0.74	ug/L #	86
52) m,p-Xylenes	14.15	106	18774	2.78	ug/L	92
53) o-Xylene	14.62	106	6648	1.00	ug/L	85
54) Styrene	14.62	104	1322	-0.74	ug/L #	1

(#) = qualifier out of range (m) = manual integration

Quantitation Report (Not Reviewed)

Data File : C:\HPCHEM\1\DATA\052914L3\E2900003.D Vial: 2
Acq On : 29 May 2014 9:15 am Operator: DN
Sample : 34E2901-DUP1 Inst : GC/MS Ins
Misc : 100cc SVL-544-SA5D-SV-10.0-11.0 Multiplr: 10.00
MS Integration Params: rteint.p
Quant Time: May 29 9:38 19114 Quant Results File: MW111313.RES

Quant Method : C:\HPCHEM\1\METHODS\MW111313.M (RTE Integrator)
Title : 8260B GC/MS #3 ICAL 11/13/13 DN
Last Update : Wed Nov 13 19:38:32 2013
Response via : Initial Calibration
DataAcq Meth : MW111313

Compound	R.T.	QIon	Response	Conc Unit	Qvalue
57) 1,2,3-Trichloropropane	15.30	75	282	0.06 ~~ug/L~~ #	36
62) n-Propylbenzene	15.46	91	4077	0.15 ~~ug/L~~ #	75
63) 2-Chlorotoluene	15.62	91	553	0.03 ~~ug/L~~ #	45
64) 1,3,5-Trimethylbenzene	15.63	105	5088	0.30 ug/L	98
65) 4-Chlorotoluene	15.62	91	553	0.04 ~~ug/L~~ #	44
66) tert-Butylbenzene	16.07	119	1609	0.11 ~~ug/L~~ #	70
67) 1,2,4-Trimethylbenzene	16.06	105	11902	0.68 ug/L	94
68) sec-Butylbenzene	16.15	105	406	0.02 ~~ug/L~~ #	62
69) p-Isopropyltoluene	16.38	119	805	0.04 ~~ug/L~~ #	52
72) n-Butylbenzene	16.85	91	269	0.01 ~~ug/L~~ #	30
77) Naphthalene	19.45	128	277	0.02 ~~ug/L~~	100

(#) = qualifier out of range (m) = manual integration

Data File : C:\HPCHEM\1\DATA\052914L3\E2900003.D Vial: 2
Acq On : 29 May 2014 9:15 am Operator: DN
Sample : 34E2901-DUP1 Inst : GC/MS Ins
Misc : 100cc SVL-544-SA5D-SV-10.0-11.0 Multiplr: 10.00
MS Integration Params: rteint.p
Quant Time: May 29 9:38 19114 Quant Results File: MW111313.RES

Method : C:\HPCHEM\1\METHODS\MW111313.M (RTE Integrator)
Title : 8260B GC/MS #3 ICAL 11/13/13 DN
Last Update : Wed Nov 13 19:38:32 2013
Response via : Initial Calibration



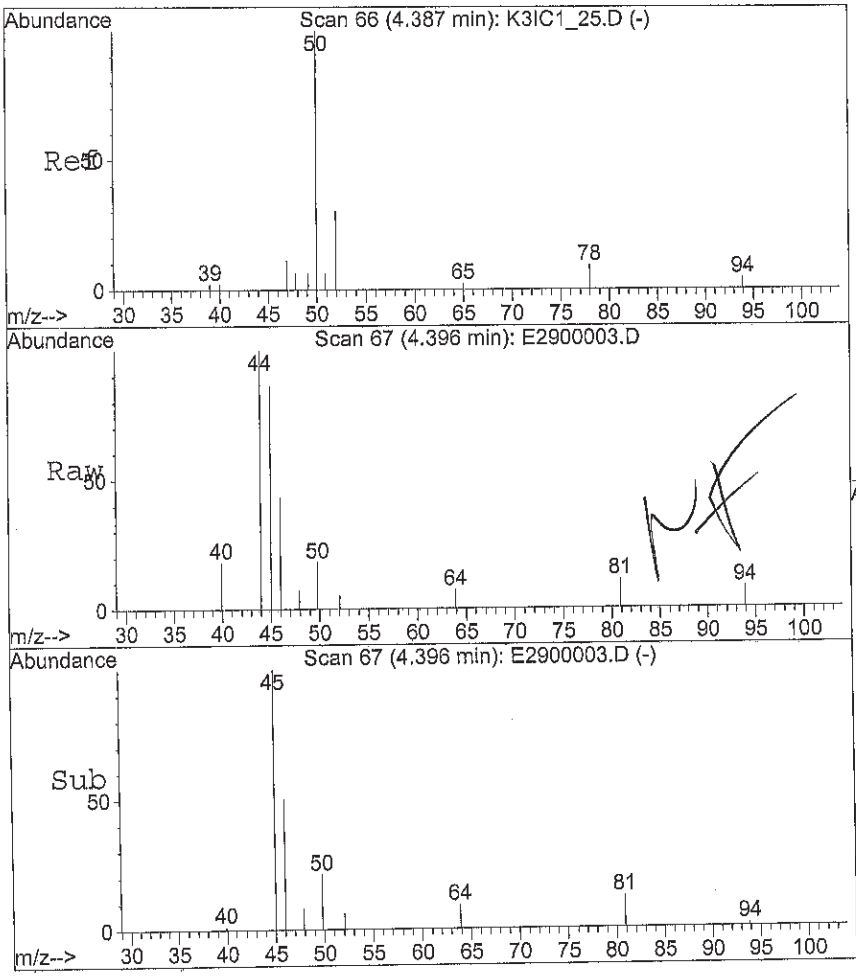

#4
Chloromethane
Concen: 0.71 ug/L
RT: 4.40 min Scan# 67
Delta R.T. 0.01 min
Lab File: E2900003.D
Acq: 29 May 2014 9:15 am

Tgt Ion: 50 Resp: 4893

Ion	Ratio	Lower	Upper
50	100		
52	17.8	26.9	40.3#

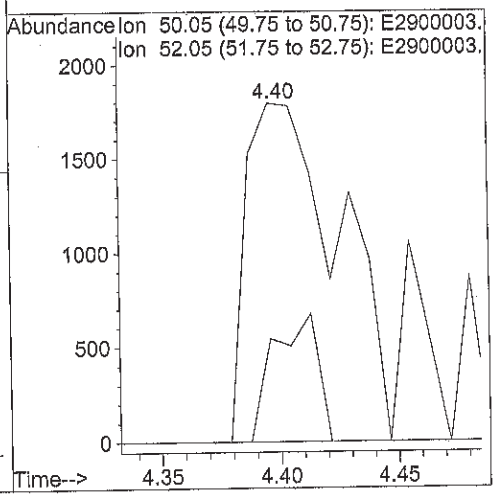

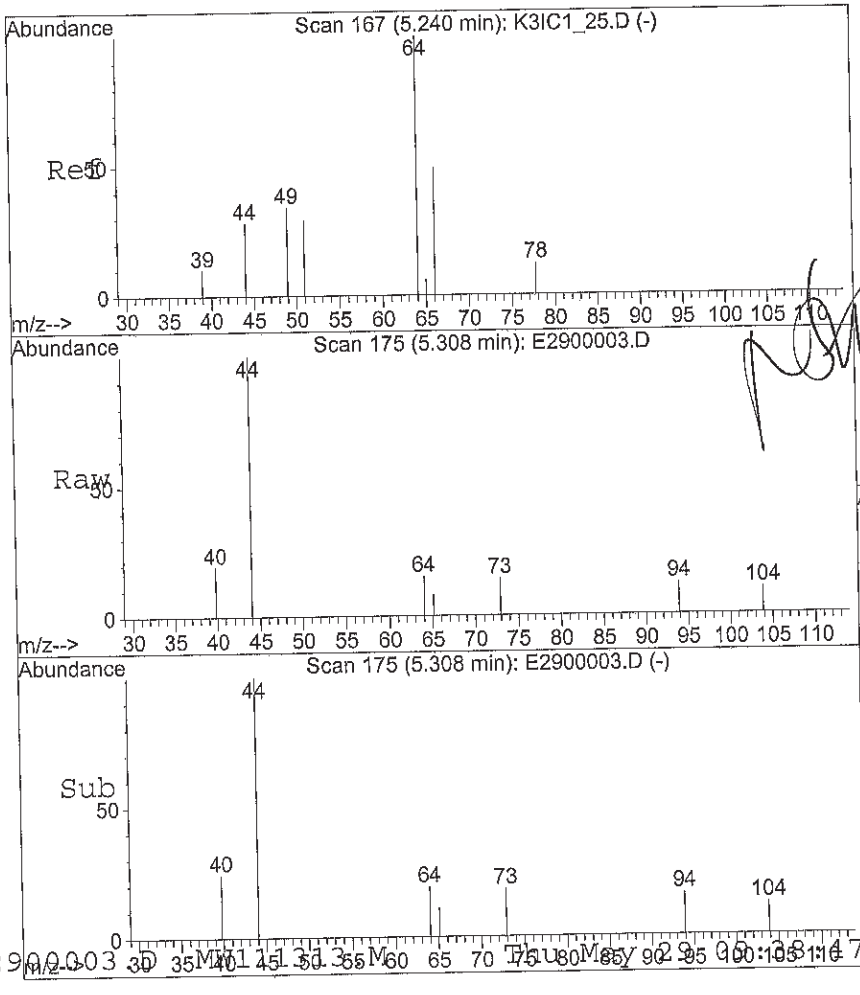

#7
Chloroethane
Concen: 1.32 ug/L
RT: 5.31 min Scan# 175
Delta R.T. 0.07 min
Lab File: E2900003.D
Acq: 29 May 2014 9:15 am

Tgt Ion: 64 Resp: 797

Ion	Ratio	Lower	Upper
64	100		
66	41.7	35.4	53.0

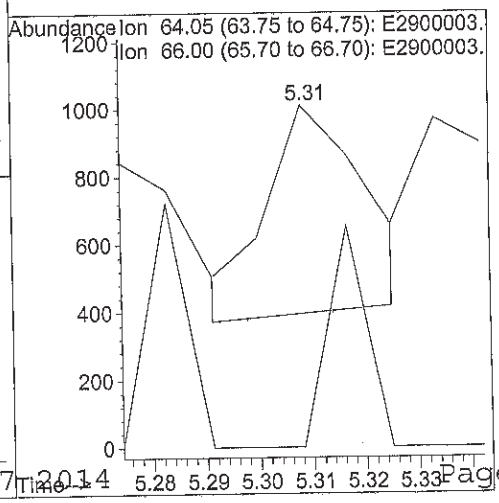

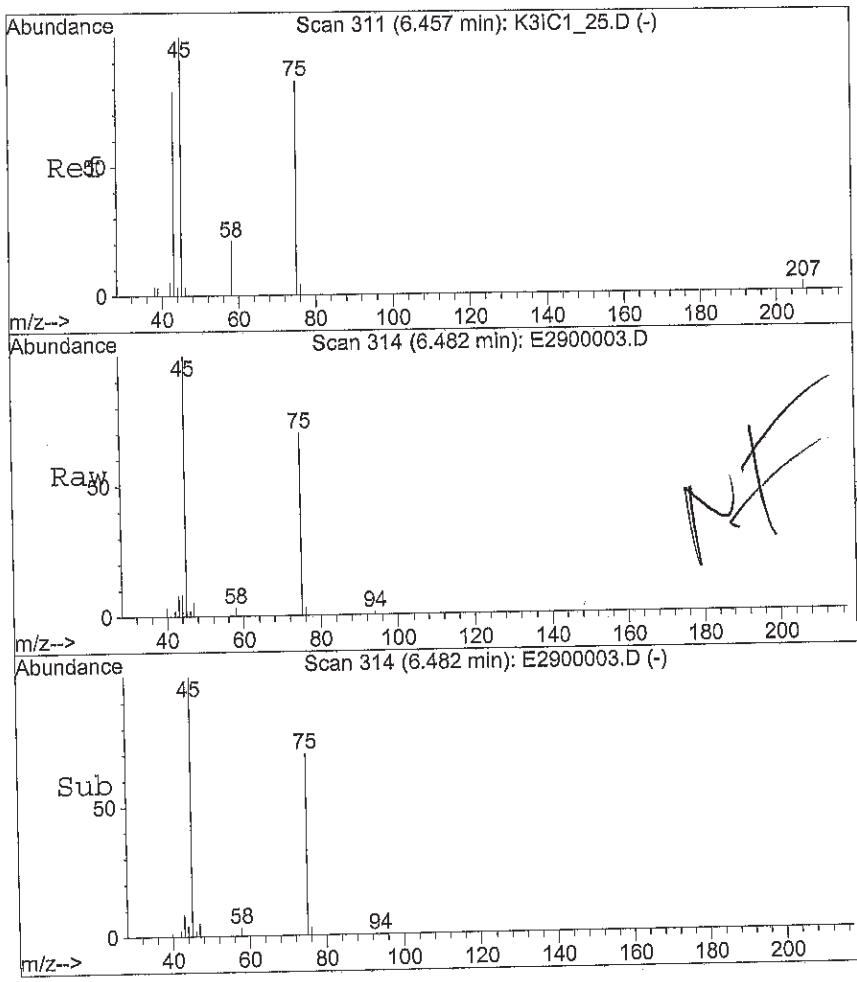

#11
Acetone
Concen: 1.38 ug/L
RT: 6.48 min Scan# 314
Delta R.T. 0.03 min
Lab File: E2900003.D
Acq: 29 May 2014 9:15 am

Tgt Ion: 58 Resp: 3820

Ion	Ratio	Lower	Upper
58	100		
43	565.3	360.9	541.3#

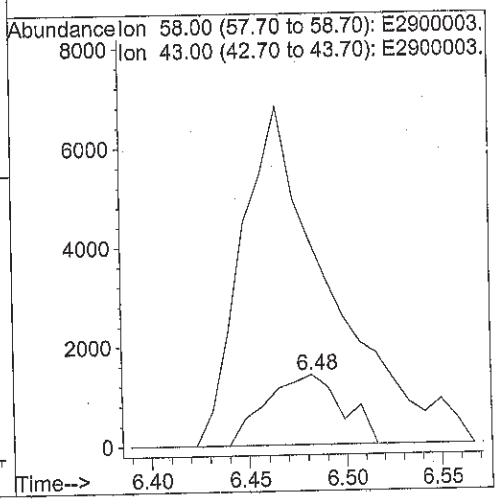



#12
(IPA) Leak Check Compound
Concen: 1851.51 ug/L
RT: 6.46 min Scan# 311
Delta R.T. -0.08 min
Lab File: E2900003.D
Acq: 29 May 2014 9:15 am

Tgt Ion: 45 Resp: 337071

Ion	Ratio	Lower	Upper
45	100		
39	0.3	4.9	7.3#

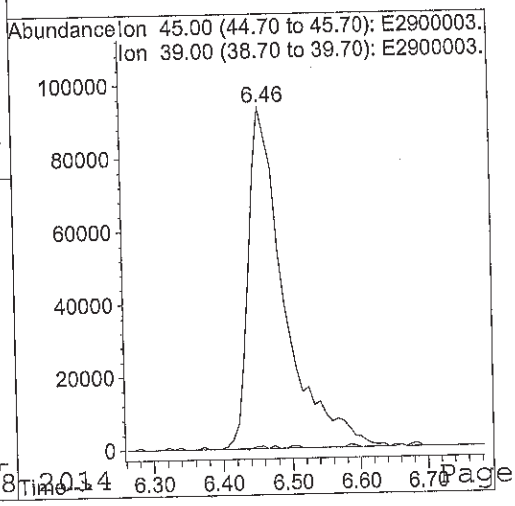

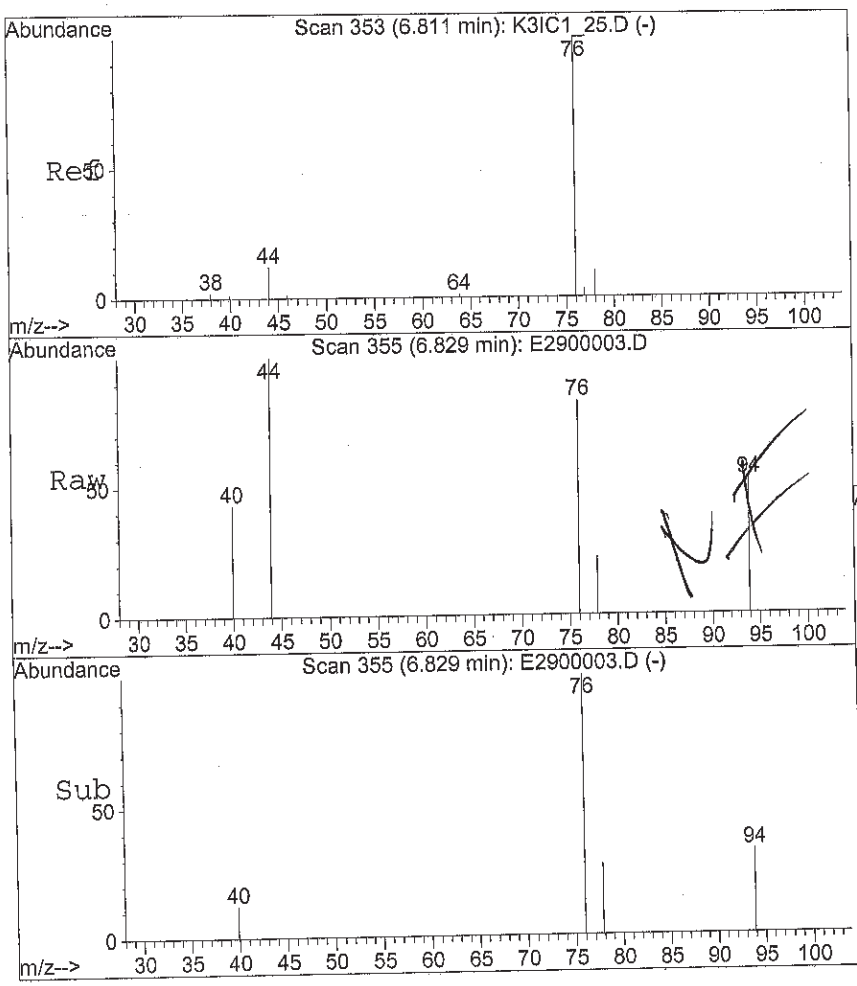

#13
Carbon disulfide
Concen: 0.41 ug/L
RT: 6.83 min Scan# 355
Delta R.T. 0.02 min
Lab File: E2900003.D
Acq: 29 May 2014 9:15 am

Tgt Ion: 76 Resp: 5188

Ion	Ratio	Lower	Upper
76	100		
78	11.2	7.0	10.4#

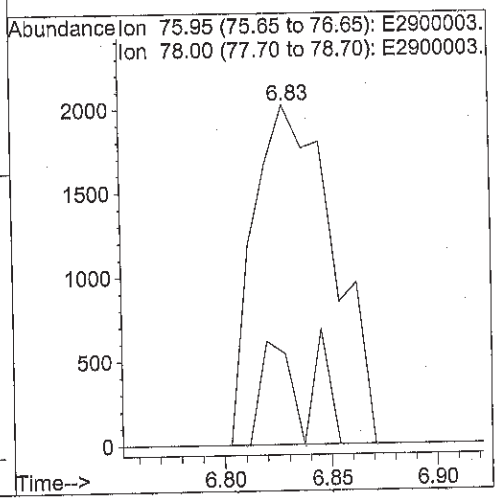

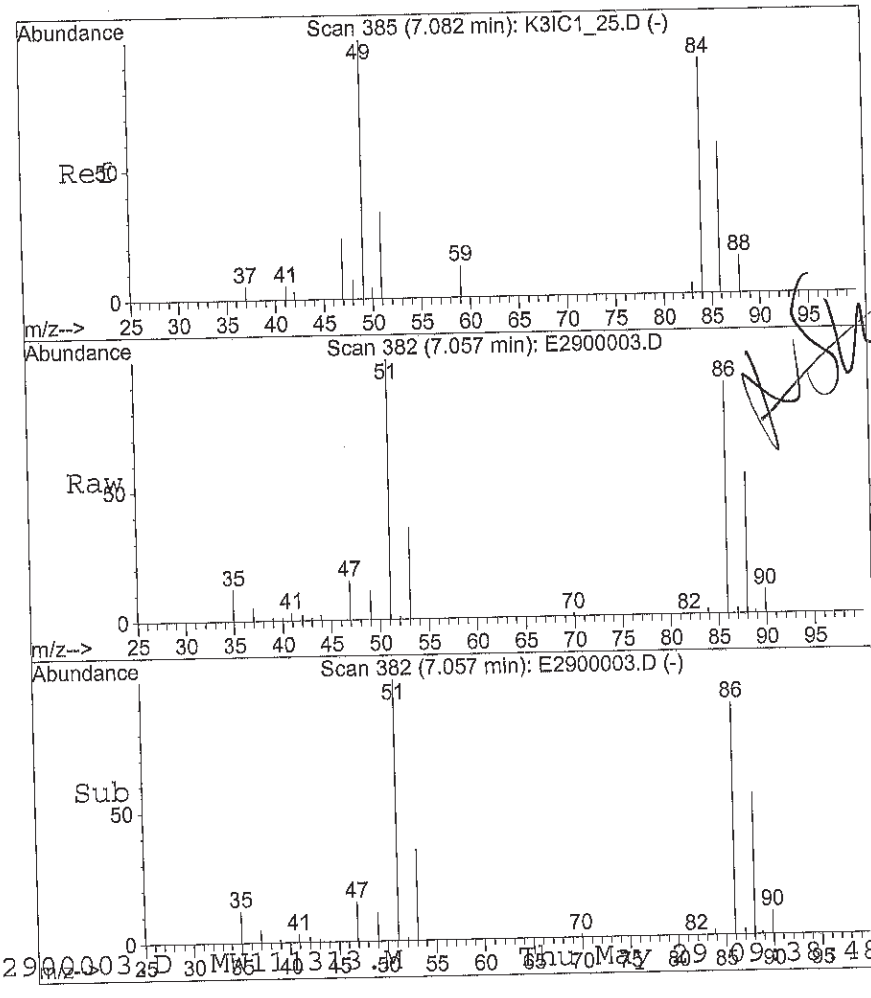

#14
Methylene Chloride
Concen: 1.44 ug/L
RT: 7.06 min Scan# 382
Delta R.T. -0.03 min
Lab File: E2900003.D
Acq: 29 May 2014 9:15 am

Tgt Ion: 84 Resp: 5988

Ion	Ratio	Lower	Upper
84	100		
49	839.5	89.8	134.6#
86	6245.0	51.1	76.7#
51	7501.4	28.5	42.7#

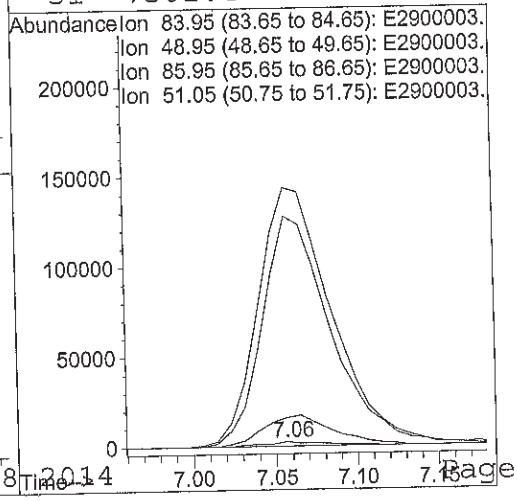

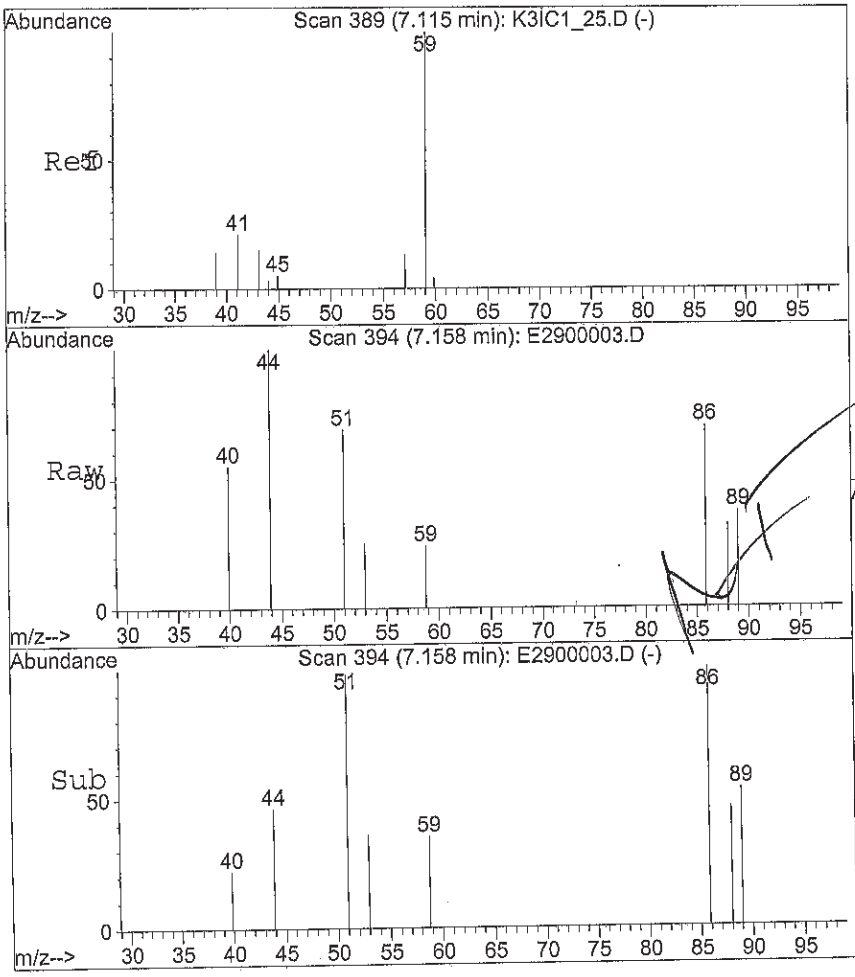

#15
(TBA) tert-Butanol
Concen: 3.71 ug/L
RT: 7.16 min Scan# 394
Delta R.T. 0.04 min
Lab File: E2900003.D
Acq: 29 May 2014 9:15 am

Tgt Ion: 59 Resp: 958

Ion	Ratio	Lower	Upper
59	100		
57	0.0	6.4	9.6#

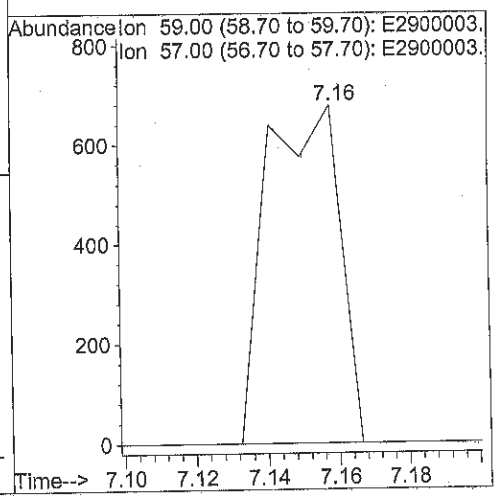

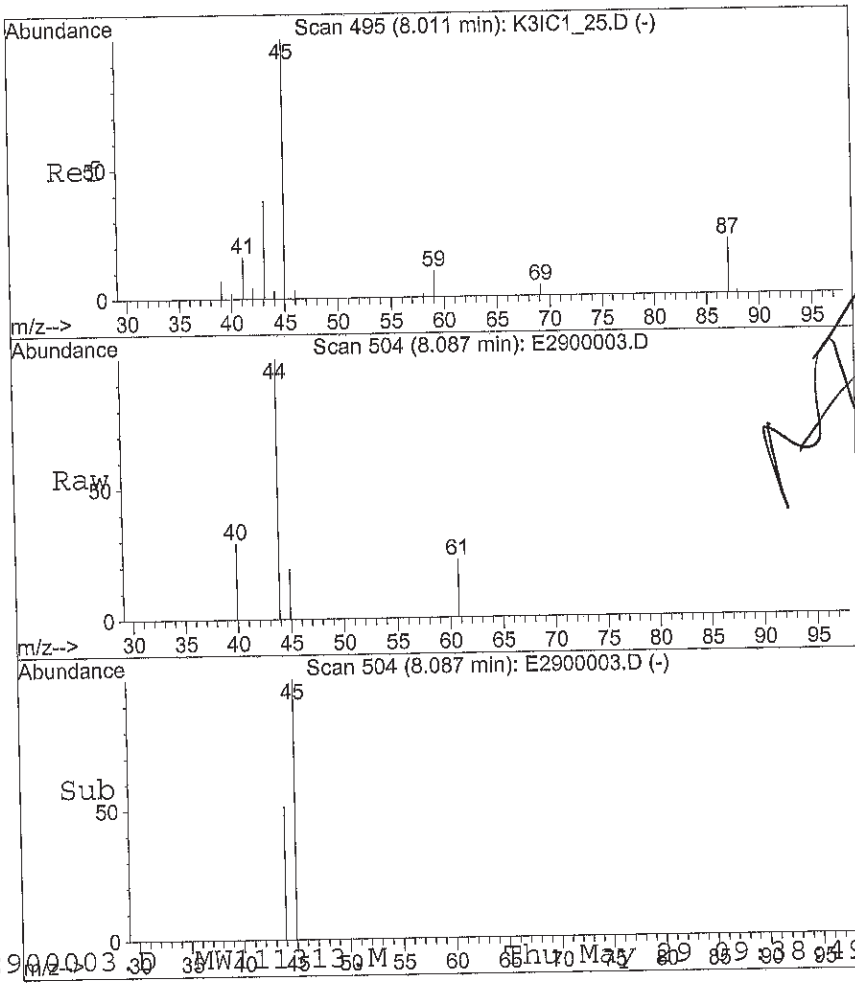

#22
(DIPE) Diisopropyl Ether
Concen: 0.02 ug/L
RT: 8.09 min Scan# 504
Delta R.T. 0.08 min
Lab File: E2900003.D
Acq: 29 May 2014 9:15 am

Tgt Ion: 45 Resp: 265

Ion	Ratio	Lower	Upper
45	100		
87	0.0	17.0	25.6#
43	0.0	30.5	45.7#
59	0.0	7.4	11.2#

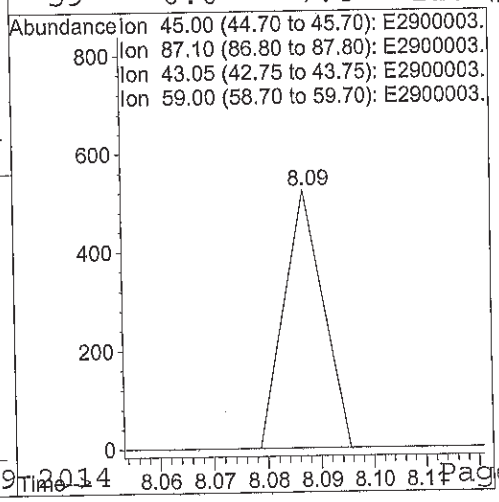

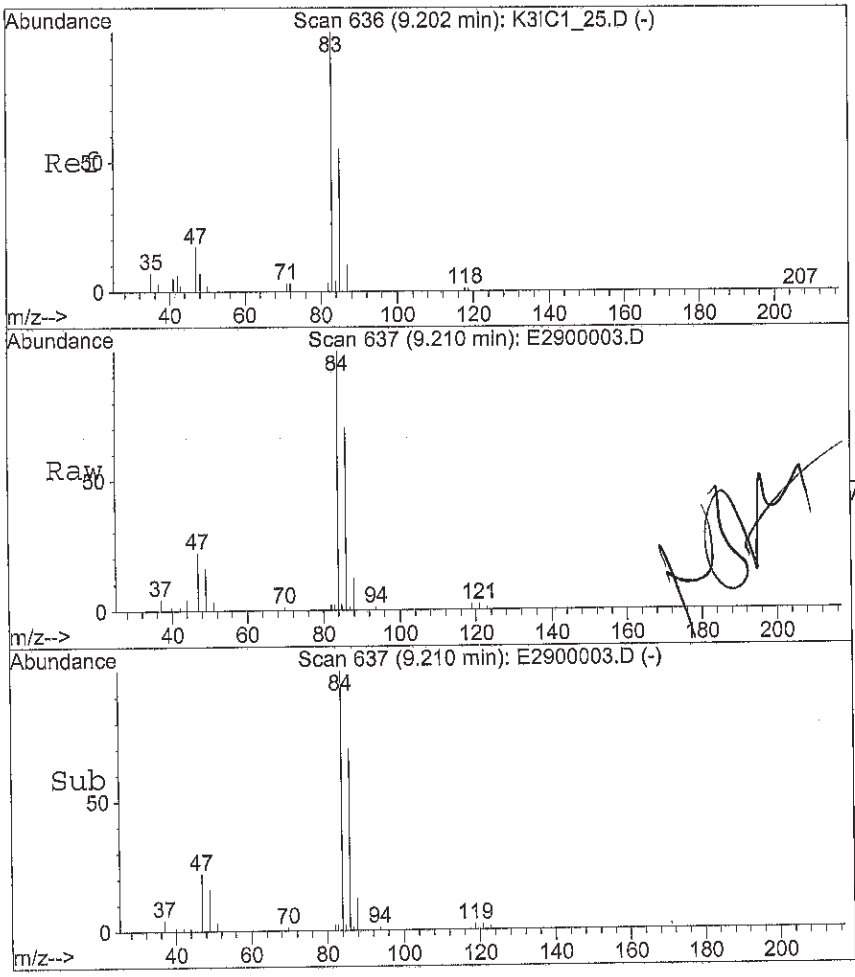

#24
Chloroform
Concen: 0.22 ug/L
RT: 9.21 min Scan# 637
Delta R.T. 0.01 min
Lab File: E2900003.D
Acq: 29 May 2014 9:15 am

Tgt Ion: 83 Resp: 1732

Ion	Ratio	Lower	Upper
83	100		
85	167.7	51.8	77.6#

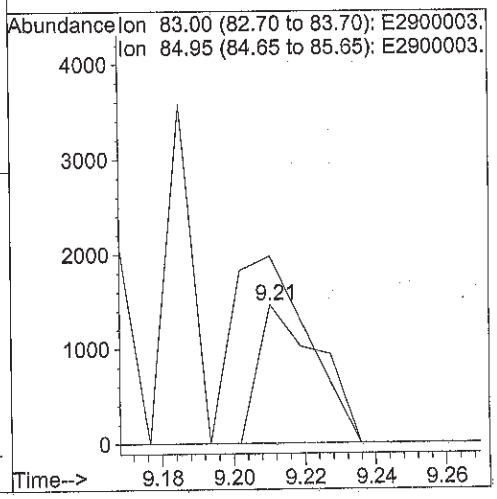

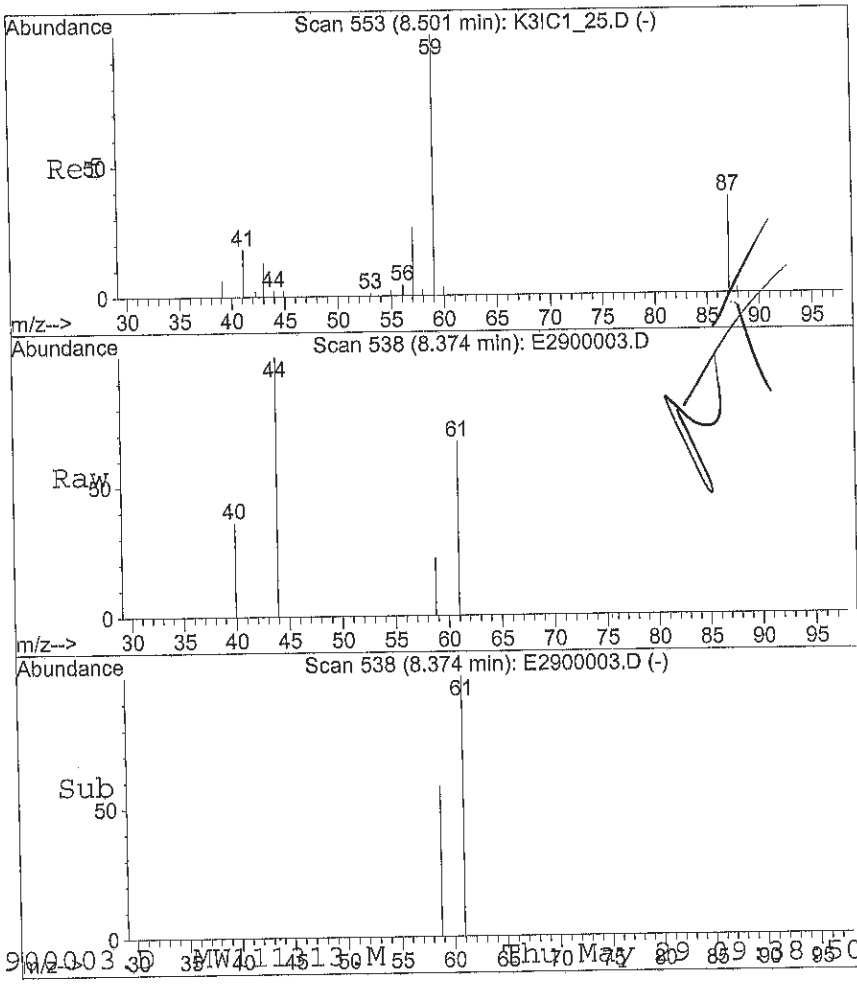

#25
(ETBE) 2-ethoxy 2-methyl propar
Concen: 0.02 ug/L
RT: 8.37 min Scan# 538
Delta R.T. -0.13 min
Lab File: E2900003.D
Acq: 29 May 2014 9:15 am

Tgt Ion: 59 Resp: 265

Ion	Ratio	Lower	Upper
59	100		
87	0.0	27.8	41.8#
57	0.0	19.8	29.6#
77	0.0	0.0	0.0

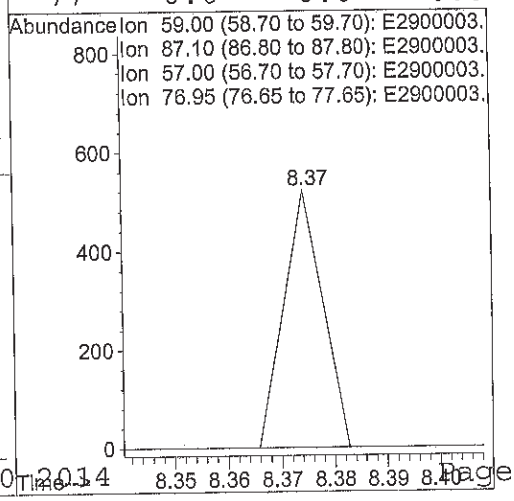

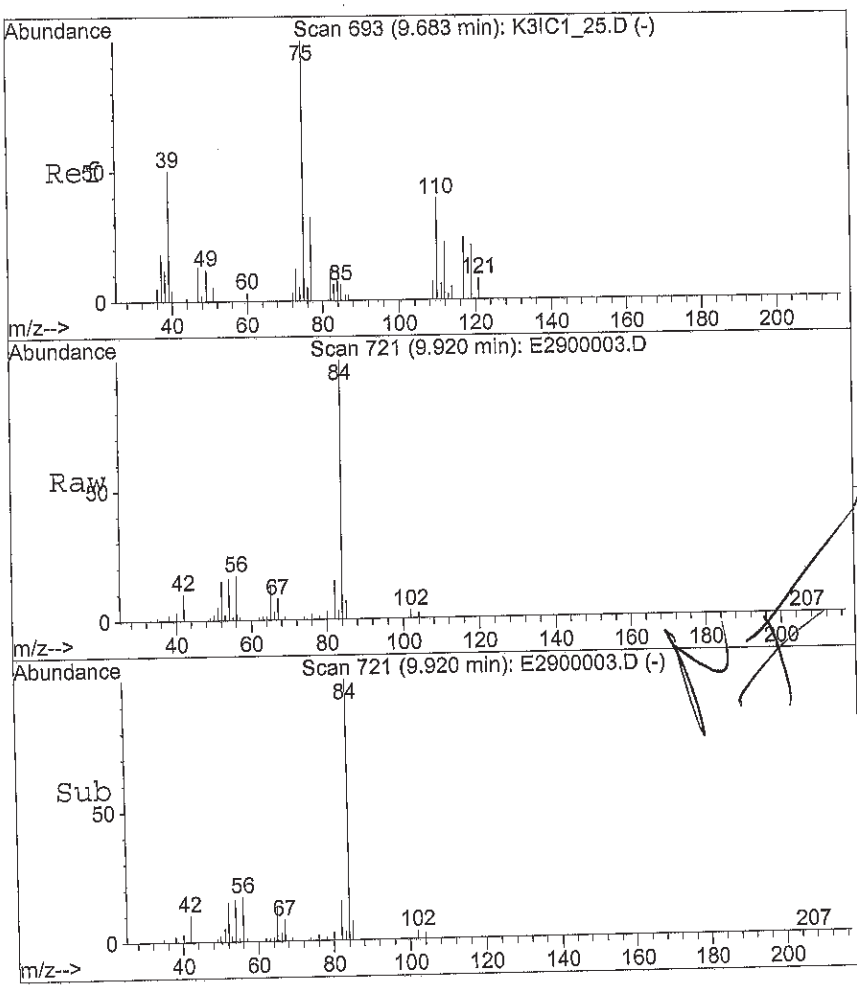

#29
1,1-Dichloropropene
Concen: 0.05 ug/L
RT: 9.92 min Scan# 721
Delta R.T. 0.24 min
Lab File: E2900003.D
Acq: 29 May 2014 9:15 am

Tgt Ion: 75 Resp: 273

Ion	Ratio	Lower	Upper
75	100		
110	0.0	29.0	43.6#
77	741.4	25.0	37.4#

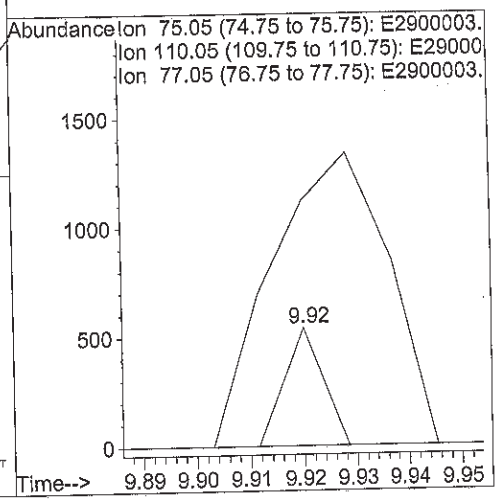

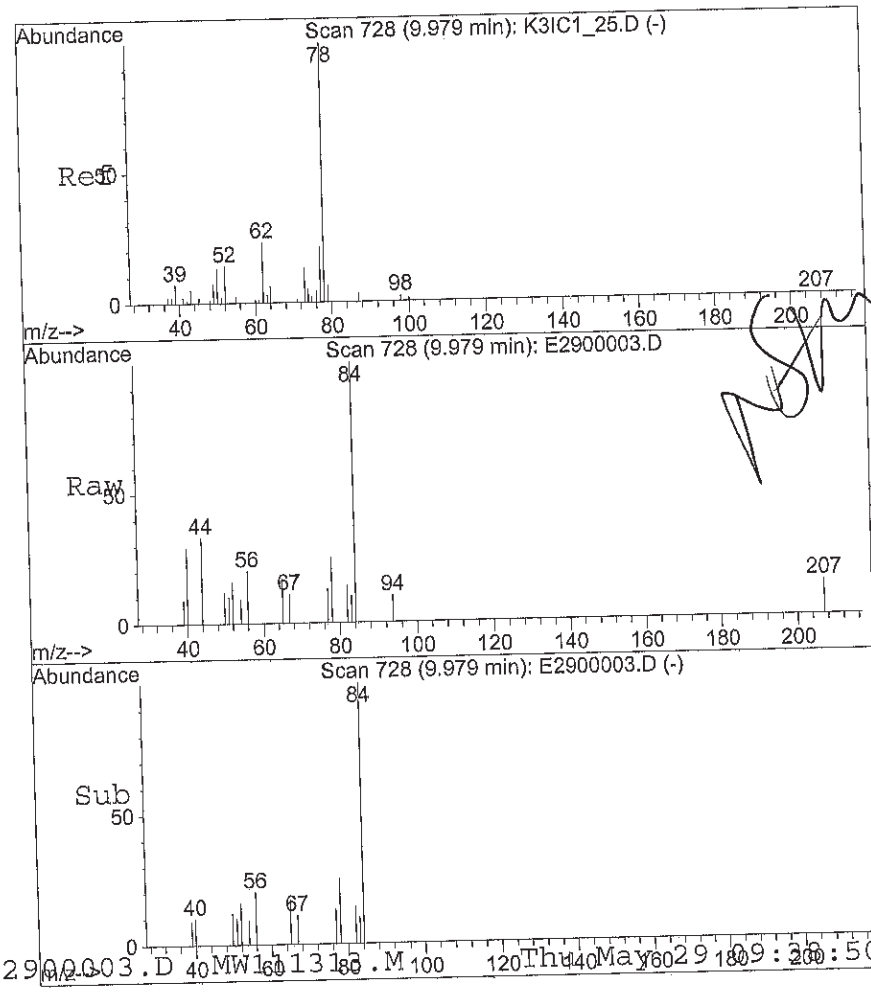

#31
Benzene
Concen: 0.20 ug/L
RT: 9.98 min Scan# 728
Delta R.T. 0.00 min
Lab File: E2900003.D
Acq: 29 May 2014 9:15 am

Tgt Ion: 78 Resp: 2886

Ion	Ratio	Lower	Upper
78	100		
51	0.0	14.2	21.2#
77	14.6	16.6	24.8#

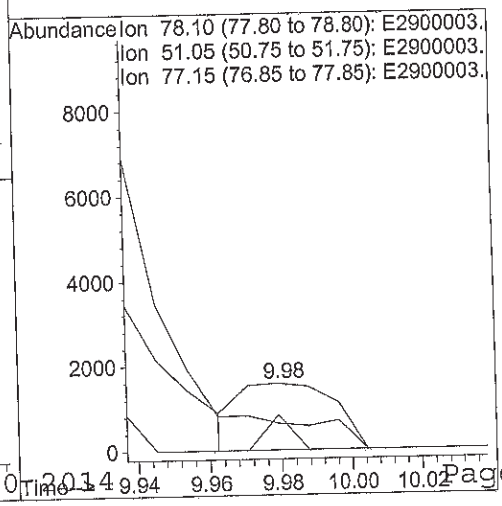

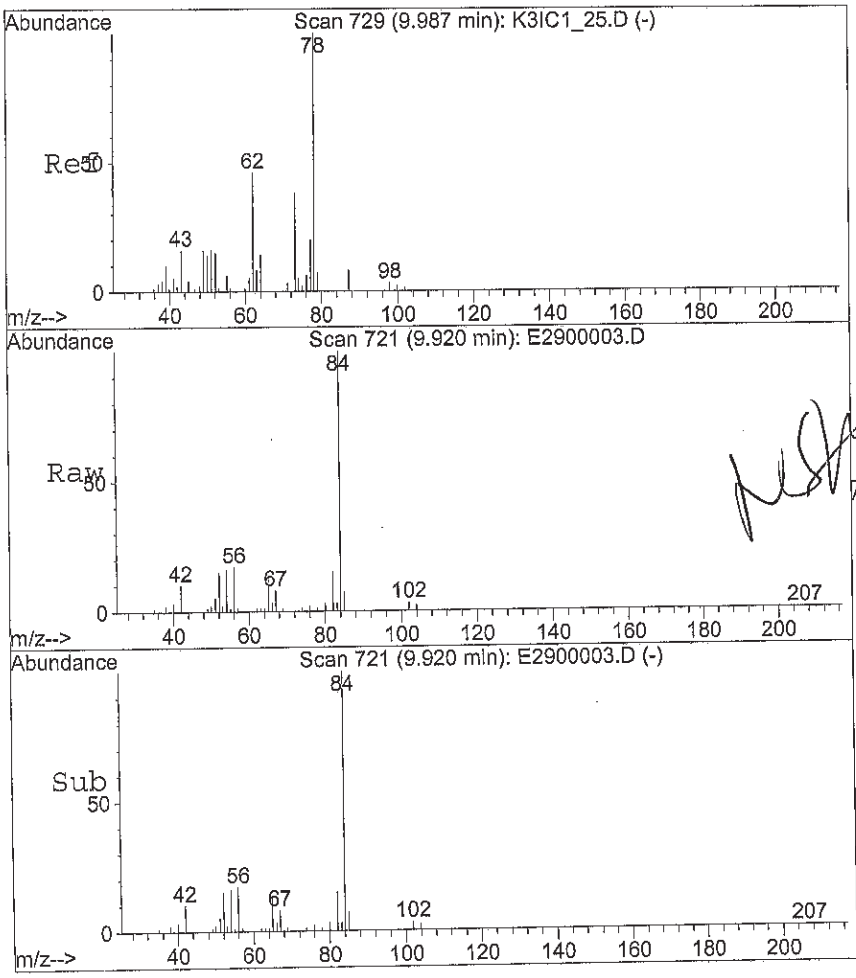

#32
1,2-Dichloroethane
Concen: 1.21 ug/L
RT: 9.92 min Scan# 721
Delta R.T. -0.07 min
Lab File: E2900003.D
Acq: 29 May 2014 9:15 am

Tgt Ion: 62 Resp: 6094

Ion	Ratio	Lower	Upper
62	100		
64	217.9	28.0	42.0#
49	0.0	28.5	42.7#
98	0.0	6.2	9.4#

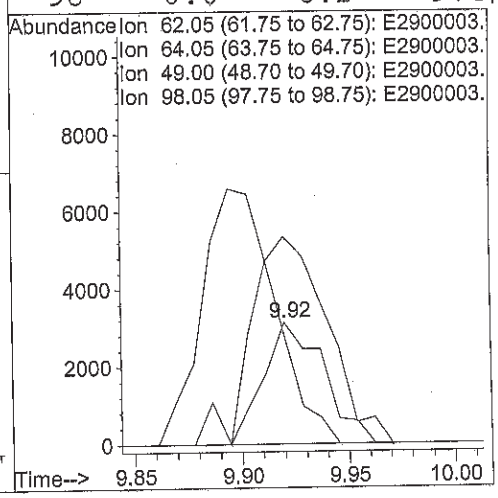

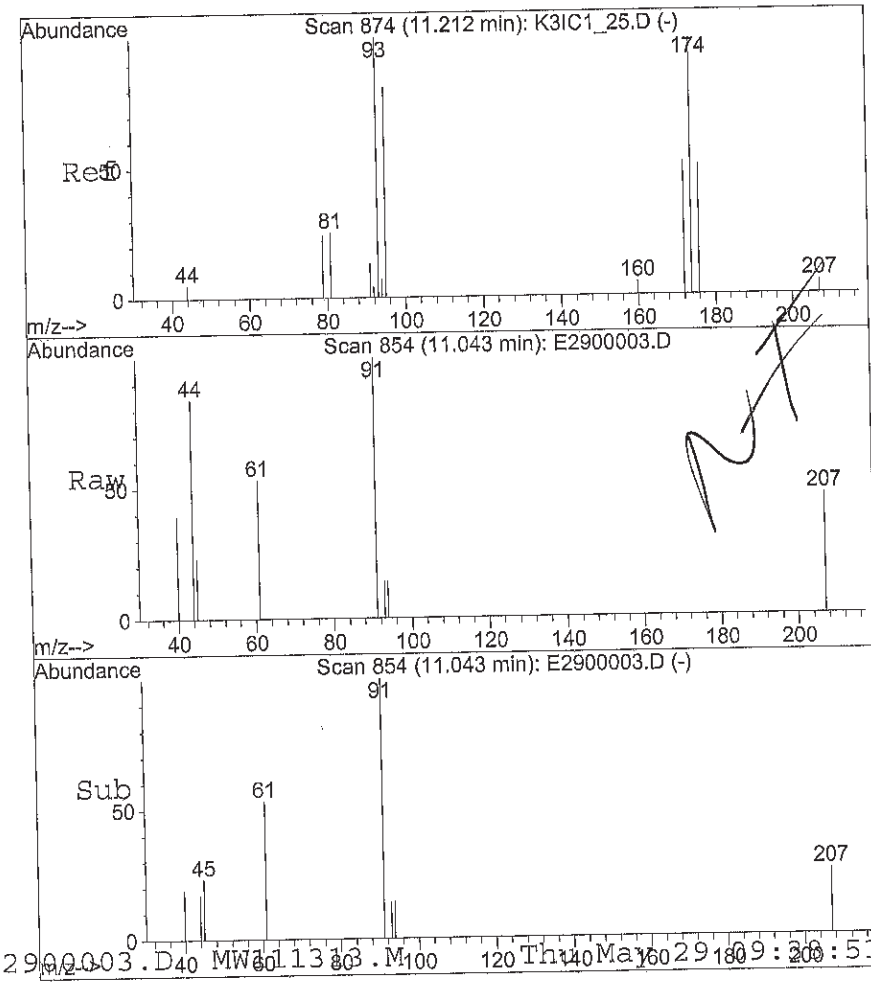

#35
Dibromomethane
Concen: 0.10 ug/L
RT: 11.04 min Scan# 854
Delta R.T. -0.17 min
Lab File: E2900003.D
Acq: 29 May 2014 9:15 am

Tgt Ion: 93 Resp: 255

Ion	Ratio	Lower	Upper
93	100		
95	0.0	66.2	99.2#
174	0.0	75.5	113.3#

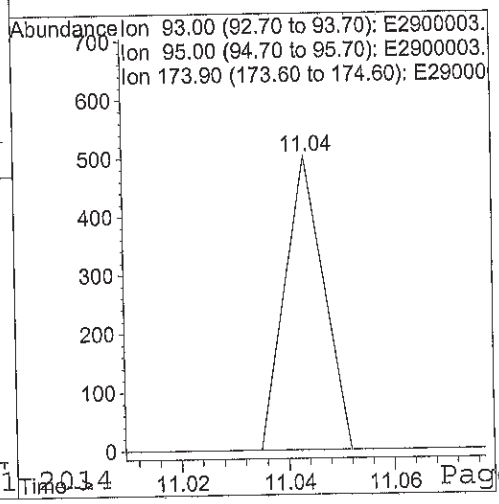

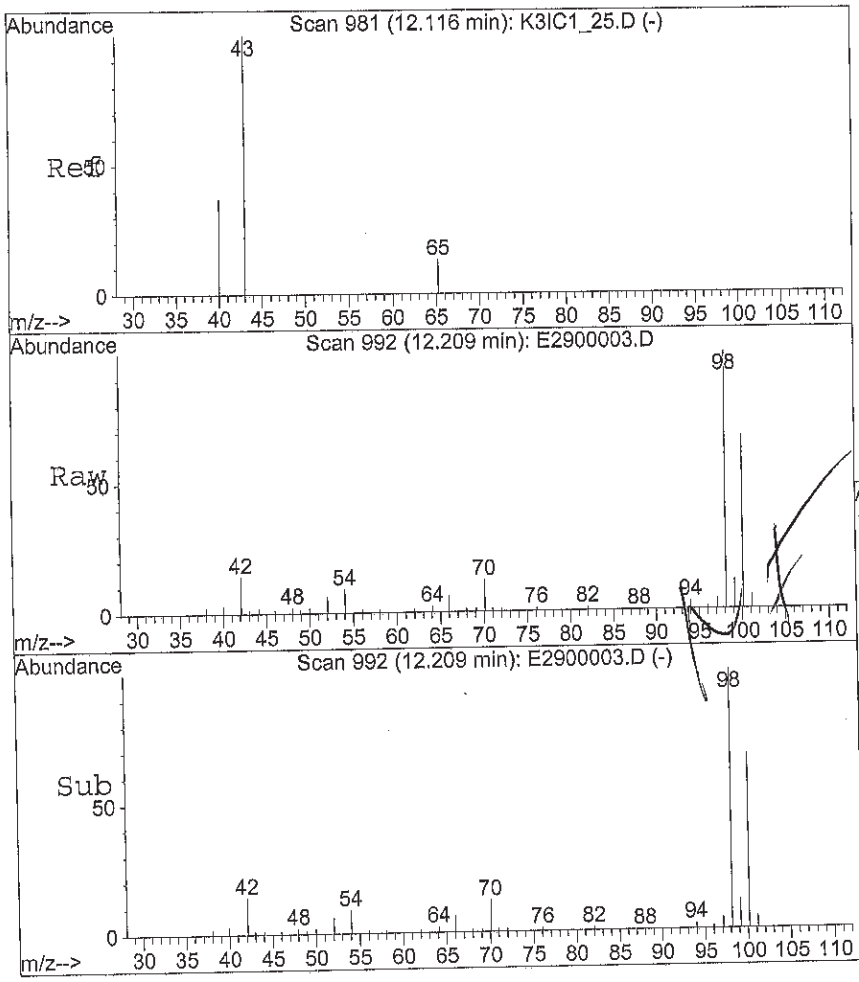

#40
(MIBK) 4-Methyl-2-Pentanone
Concen: 3.05 ug/L
RT: 12.21 min Scan# 992
Delta R.T. 0.09 min
Lab File: E2900003.D
Acq: 29 May 2014 9:15 am

Tgt Ion: 43 Resp: 7469

Ion	Ratio	Lower	Upper
43	100		
58	130.2	0.0	0.0#
85	0.0	0.0	0.0
100	11938.5	0.0	0.0#

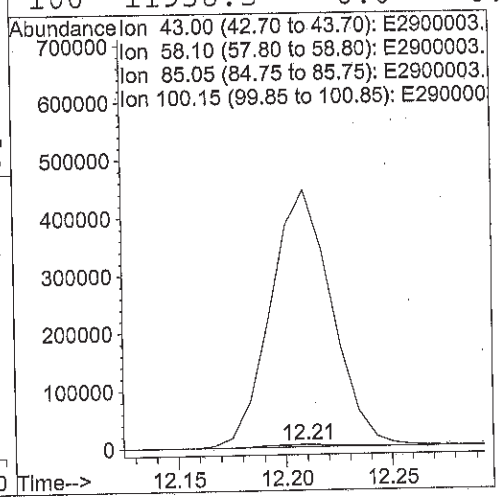

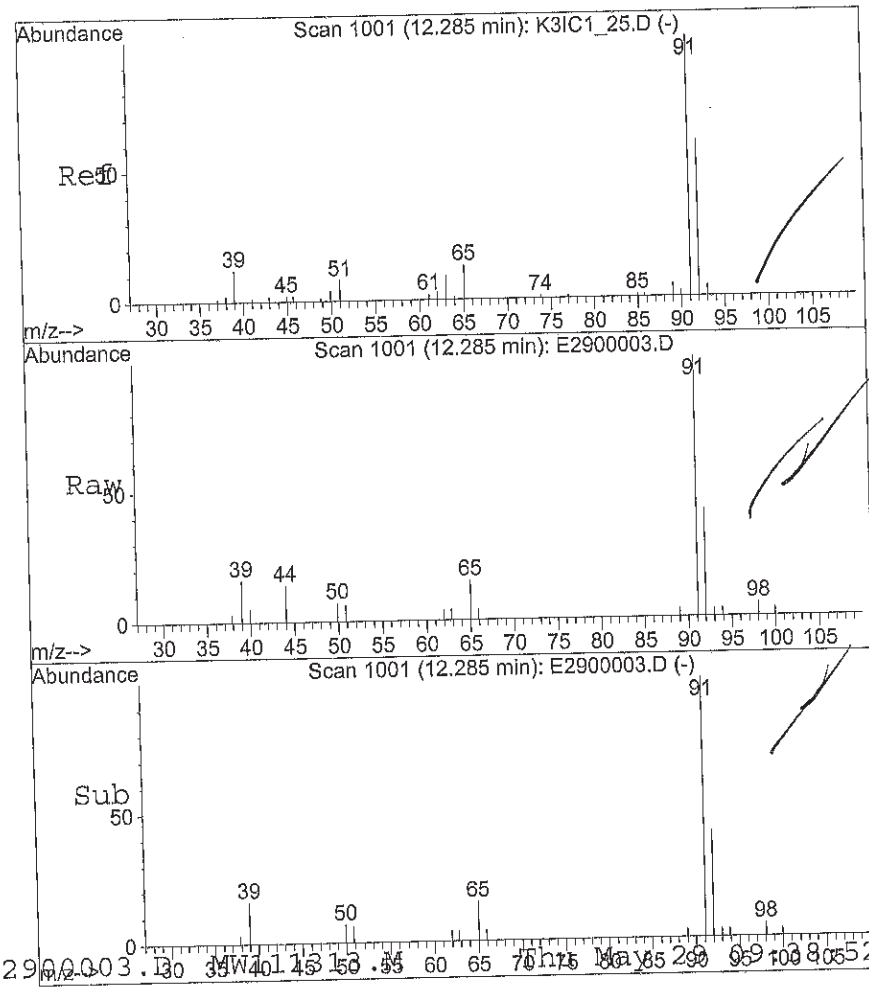

#41
Toluene
Concen: 2.10 ug/L
RT: 12.29 min Scan# 1001
Delta R.T. 0.00 min
Lab File: E2900003.D
Acq: 29 May 2014 9:15 am

Tgt Ion: 91 Resp: 35142

Ion	Ratio	Lower	Upper
91	100		
92	51.2	47.4	71.0

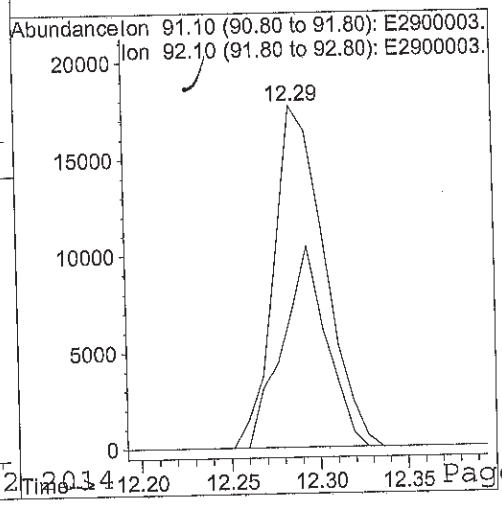

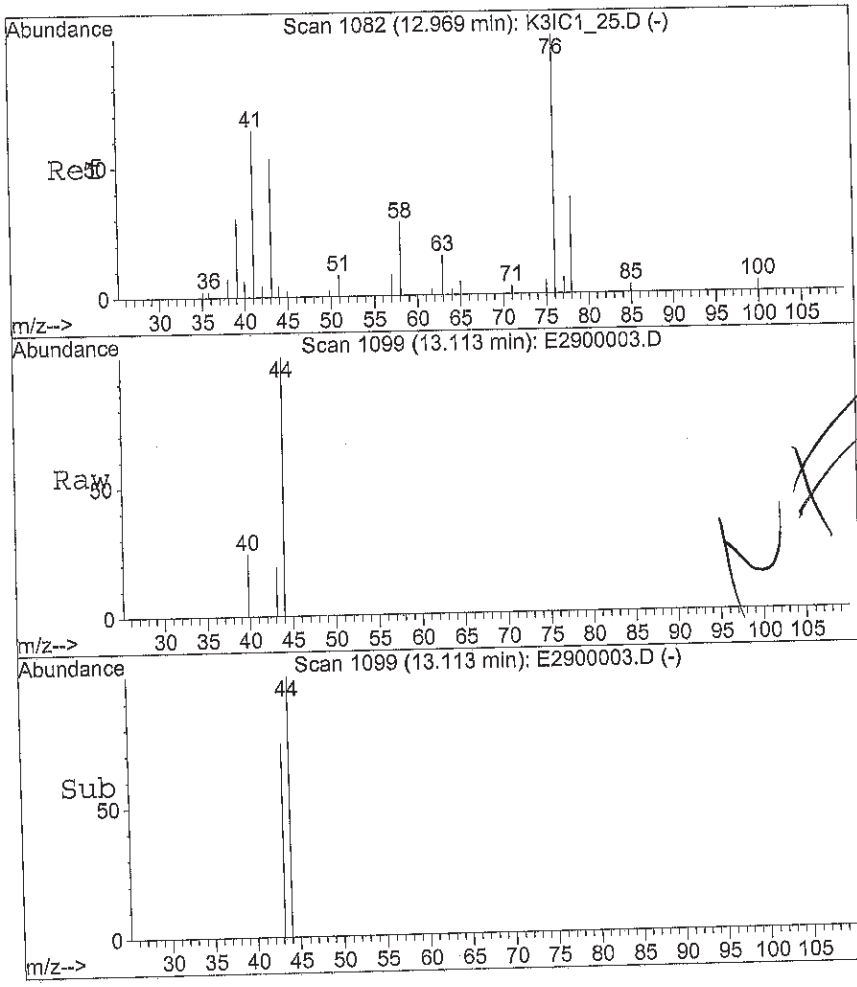

#46
2-Hexanone
Concen: 0.13 ug/L
RT: 13.11 min Scan# 1099
Delta R.T. 0.14 min
Lab File: E2900003.D
Acq: 29 May 2014 9:15 am

Tgt Ion: 43 Resp: 344

Ion	Ratio	Lower	Upper
43	100		
58	0.0	40.9	61.3#
100	0.0	5.5	8.3#
85	0.0	4.3	6.5#

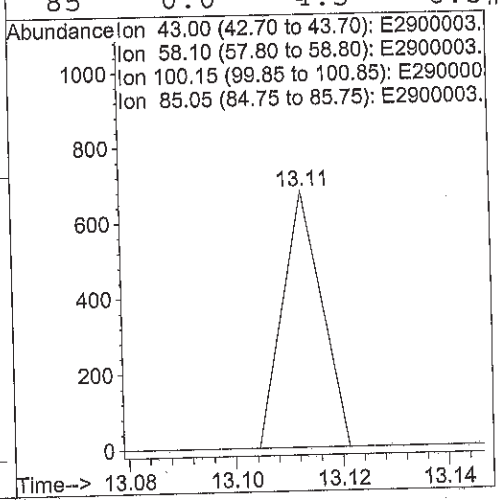

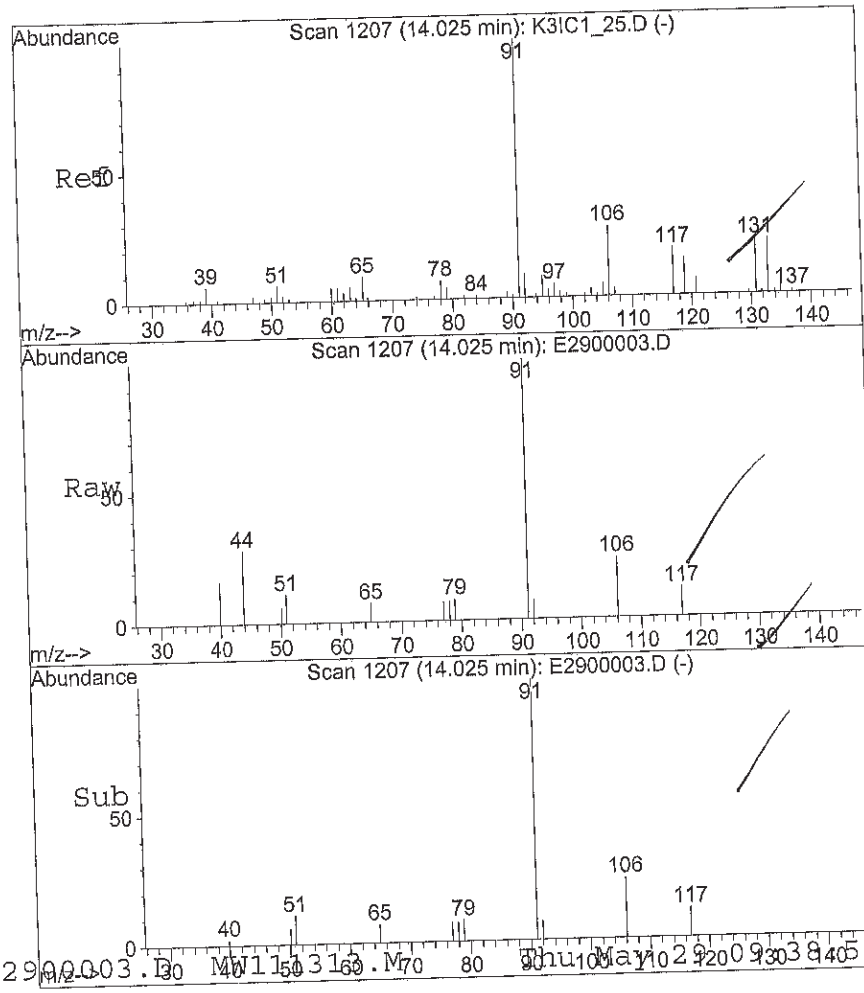

#51
Ethylbenzene
Concen: 0.74 ug/L
RT: 14.03 min Scan# 1207
Delta R.T. 0.00 min
Lab File: E2900003.D
Acq: 29 May 2014 9:15 am

Tgt Ion: 91 Resp: 14143

Ion	Ratio	Lower	Upper
91	100		
106	22.0	23.5	35.3#

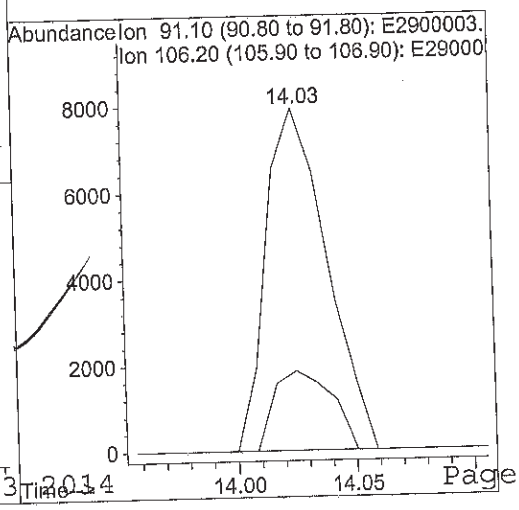

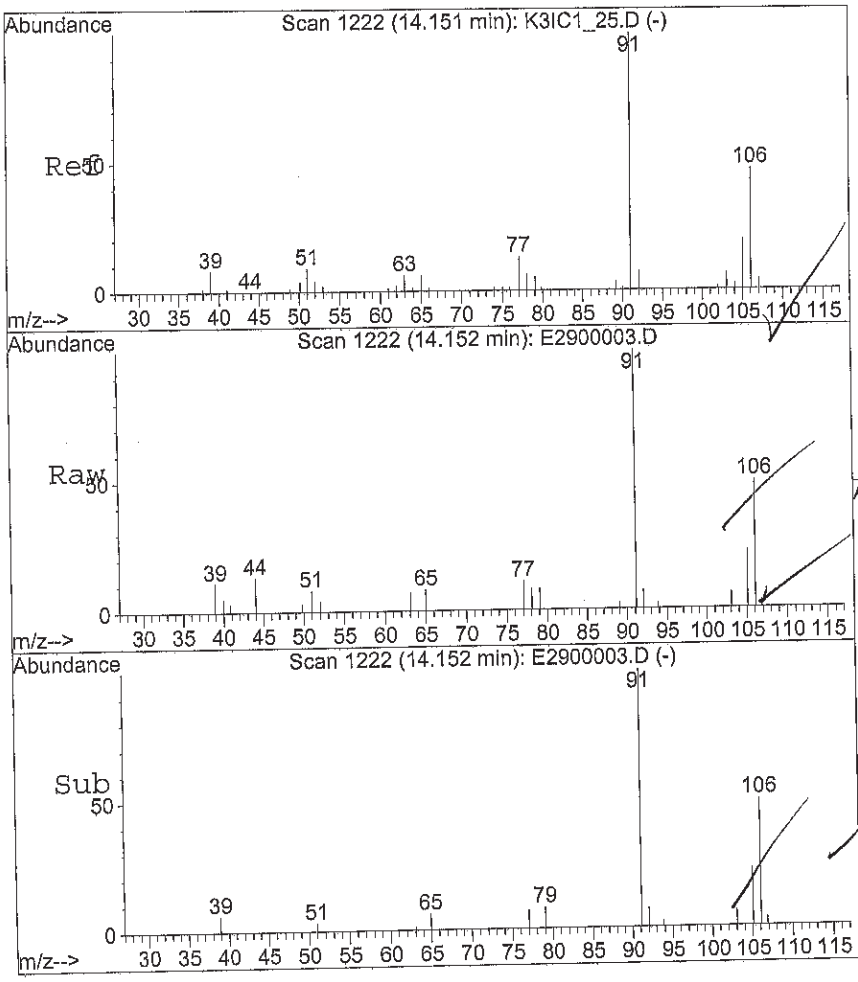

#52
m,p-Xylenes
Concen: 2.78 ug/L
RT: 14.15 min Scan# 1222
Delta R.T. 0.00 min
Lab File: E2900003.D
Acq: 29 May 2014 9:15 am

Tgt Ion:106 Resp: 18774

Ion	Ratio	Lower	Upper
106	100		
91	233.7	177.1	265.7

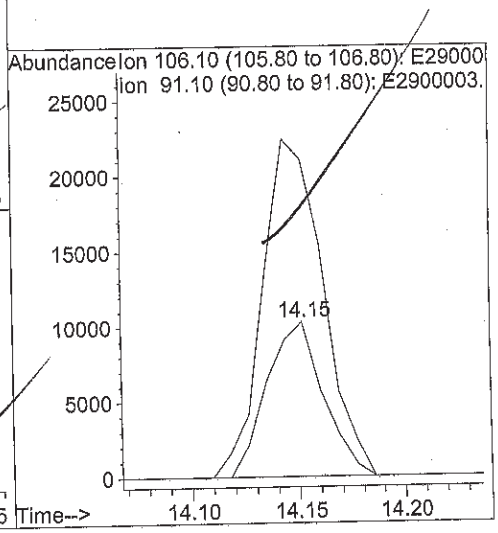

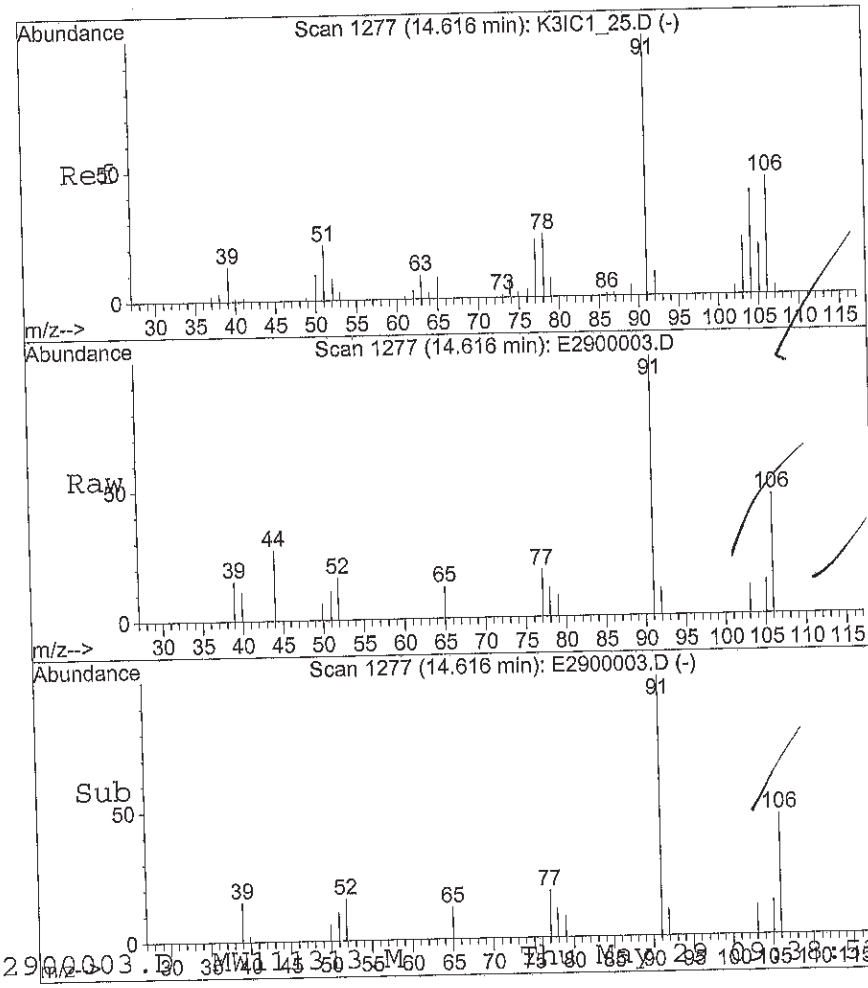

#53
o-Xylene
Concen: 1.00 ug/L
RT: 14.62 min Scan# 1277
Delta R.T. 0.00 min
Lab File: E2900003.D
Acq: 29 May 2014 9:15 am

Tgt Ion:106 Resp: 6648

Ion	Ratio	Lower	Upper
106	100		
91	248.8	179.0	268.6

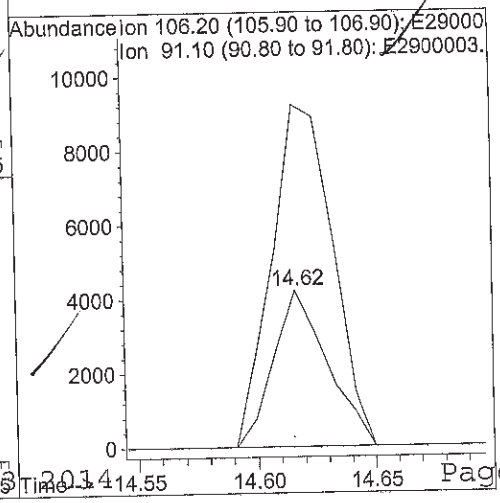

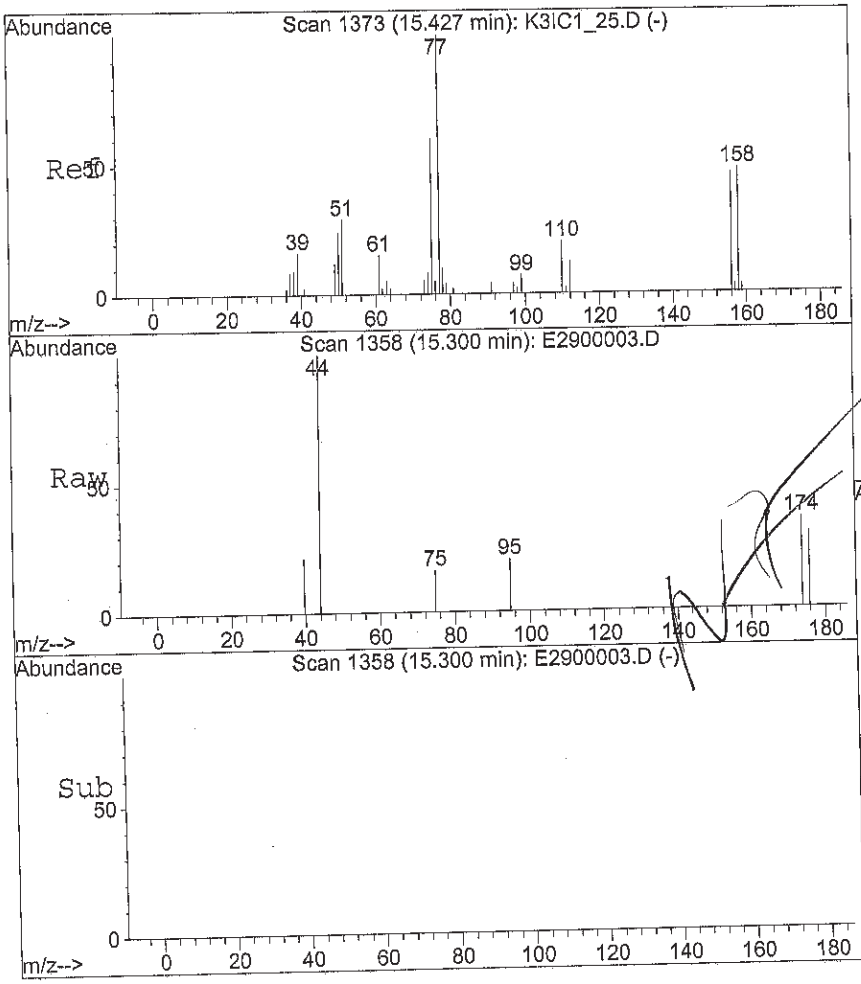

#57
1,2,3-Trichloropropane
Concen: 0.06 ug/L
RT: 15.30 min Scan# 1358
Delta R.T. -0.13 min
Lab File: E2900003.D
Acq: 29 May 2014 9:15 am

Tgt Ion: 75 Resp: 282

Ion	Ratio	Lower	Upper
75	100		
77	0.0	31.2	46.8#

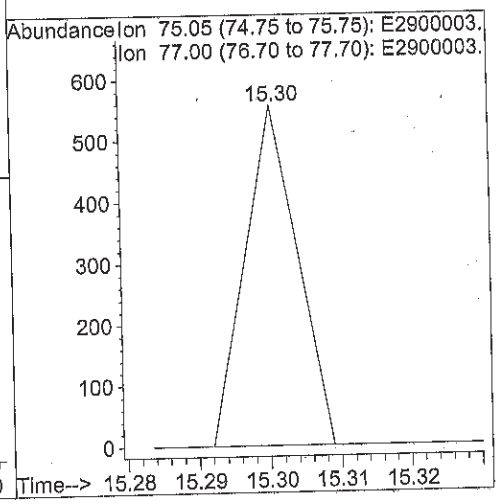

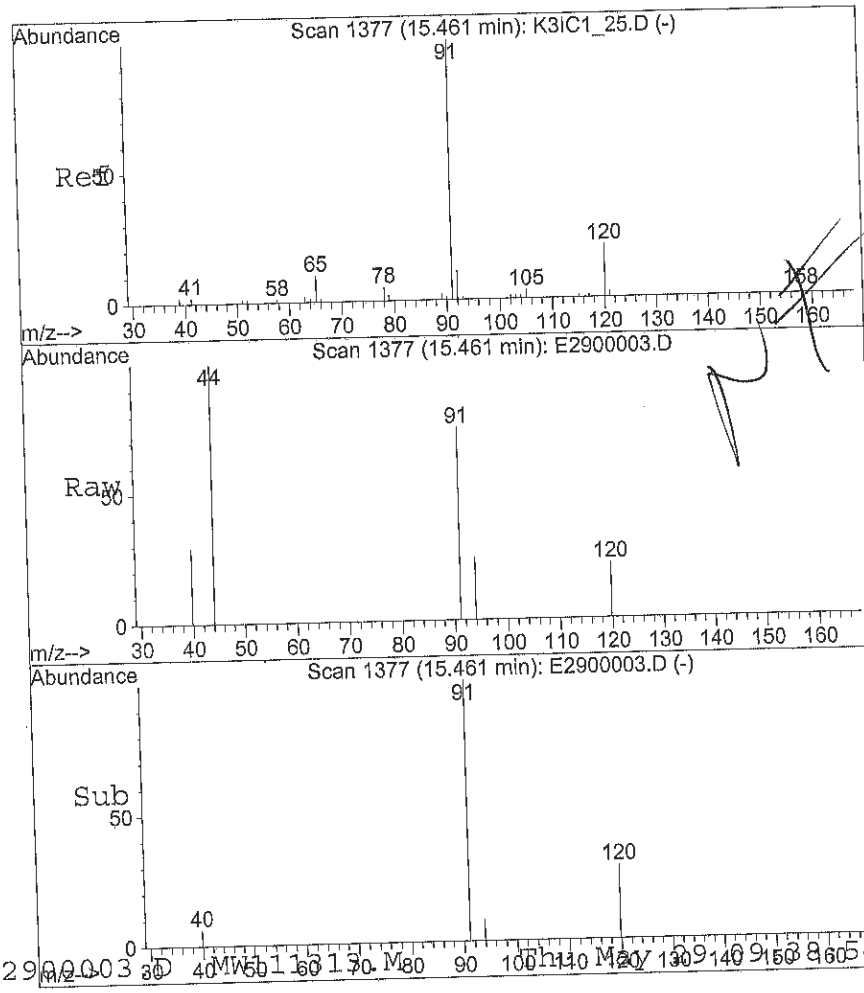

#62
n-Propylbenzene
Concen: 0.15 ug/L
RT: 15.46 min Scan# 1377
Delta R.T. 0.00 min
Lab File: E2900003.D
Acq: 29 May 2014 9:15 am

Tgt Ion: 91 Resp: 4077

Ion	Ratio	Lower	Upper
91	100		
120	8.7	16.1	24.1#

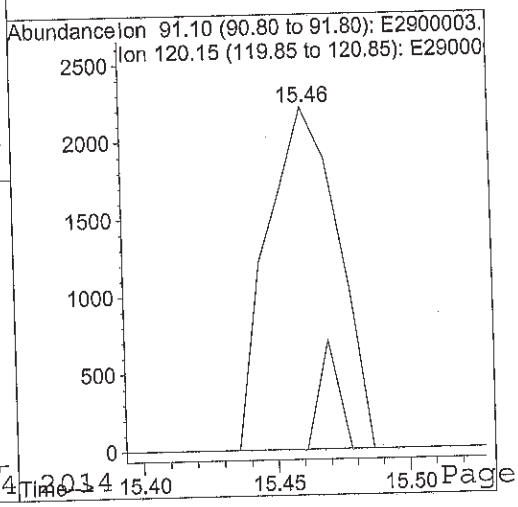

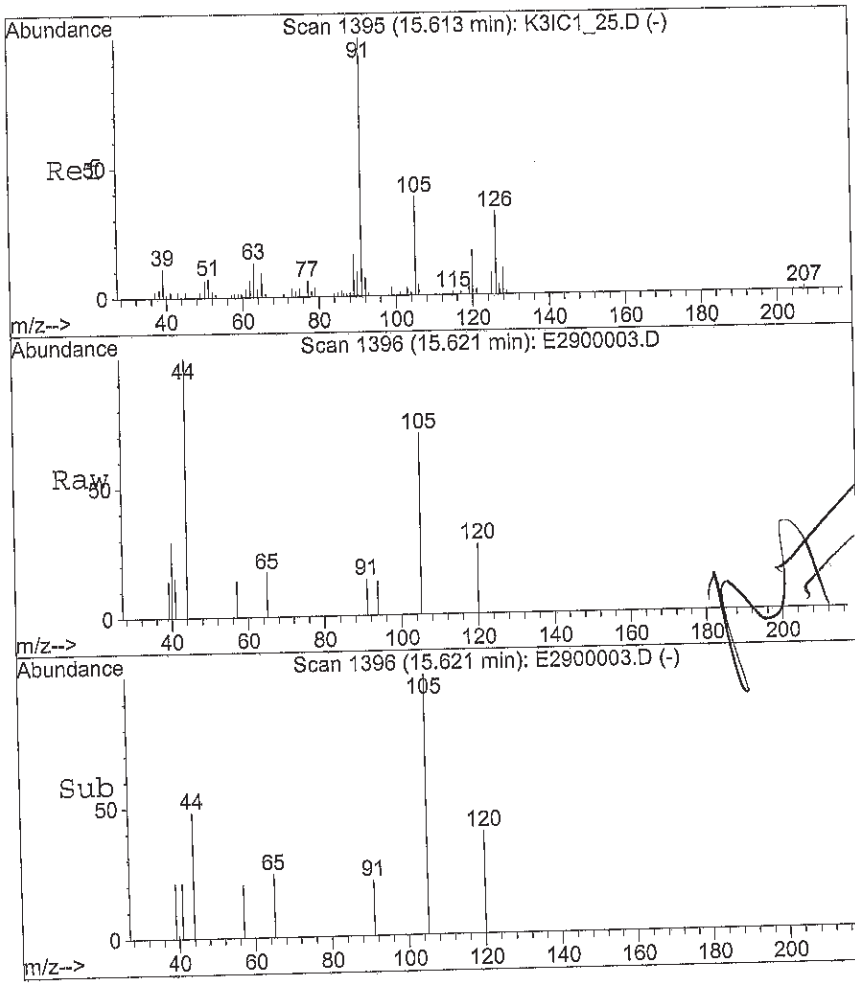

#63
2-Chlorotoluene
Concen: 0.03 ug/L
RT: 15.62 min Scan# 1396
Delta R.T. 0.01 min
Lab File: E2900003.D
Acq: 29 May 2014 9:15 am

Tgt Ion: 91 Resp: 553

Ion	Ratio	Lower	Upper
91	100		
126	0.0	24.0	36.0#

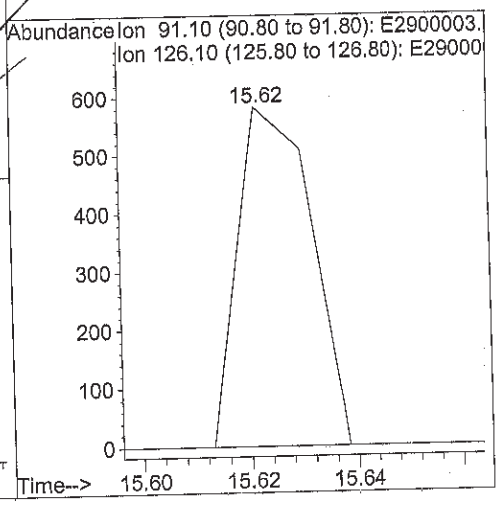

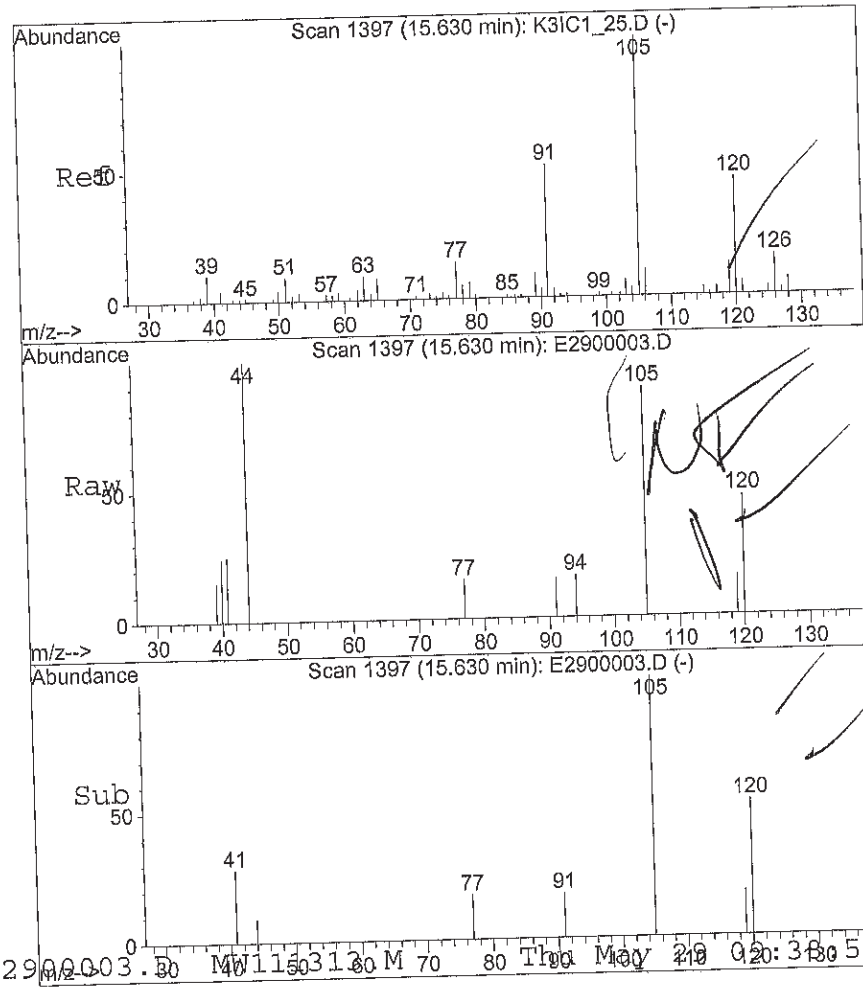

#64
1,3,5-Trimethylbenzene
Concen: 0.30 ug/L
RT: 15.63 min Scan# 1397
Delta R.T. 0.00 min
Lab File: E2900003.D
Acq: 29 May 2014 9:15 am

Tgt Ion:105 Resp: 5088

Ion	Ratio	Lower	Upper
105	100		
120	44.3	36.4	54.6

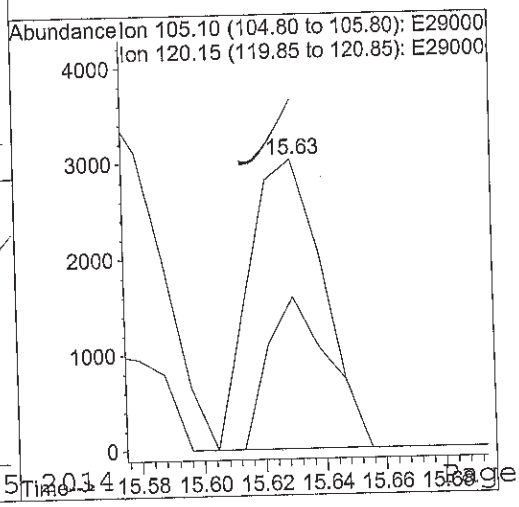

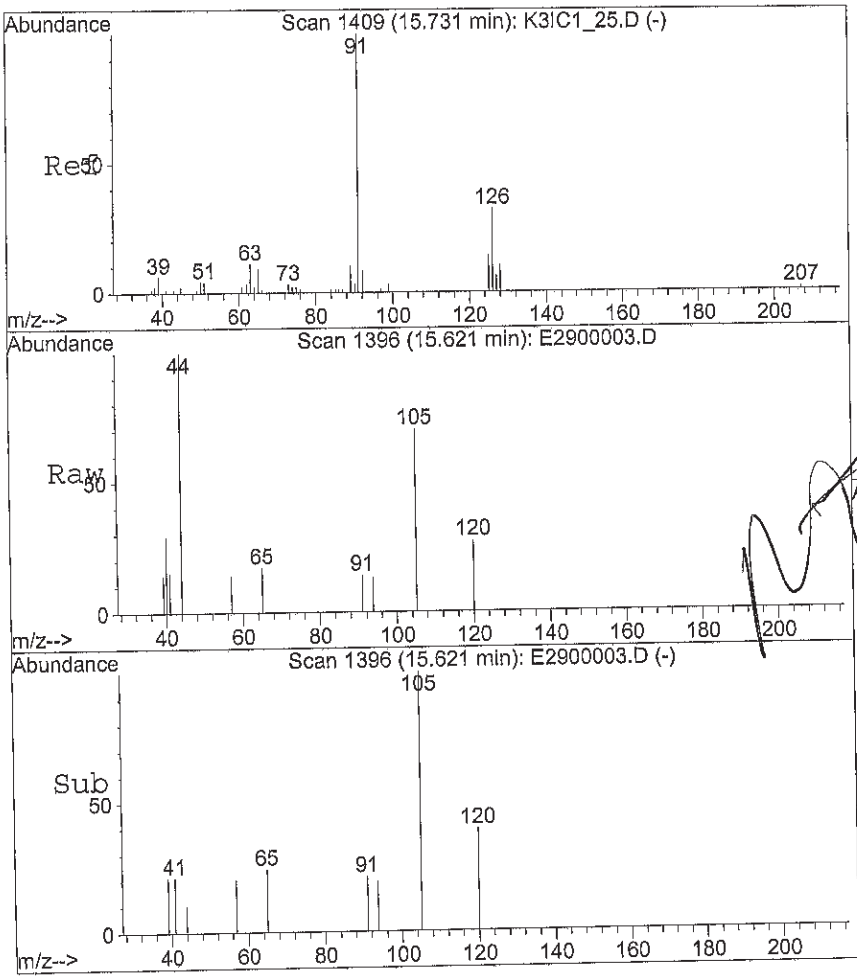

#65
4-Chlorotoluene
Concen: 0.04 ug/L
RT: 15.62 min Scan# 1396
Delta R.T. -0.11 min
Lab File: E2900003.D
Acq: 29 May 2014 9:15 am

Tgt Ion: 91 Resp: 553

Ion	Ratio	Lower	Upper
91	100		
126	0.0	24.6	36.8#

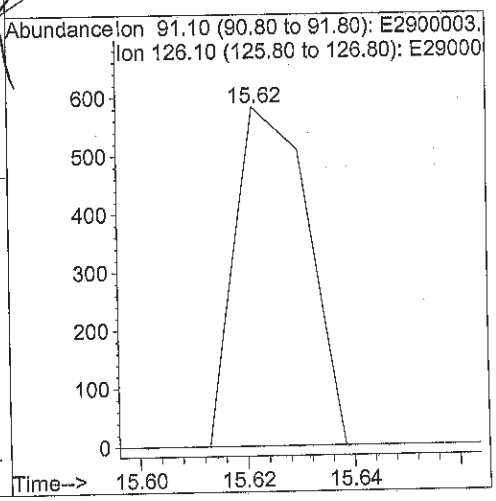

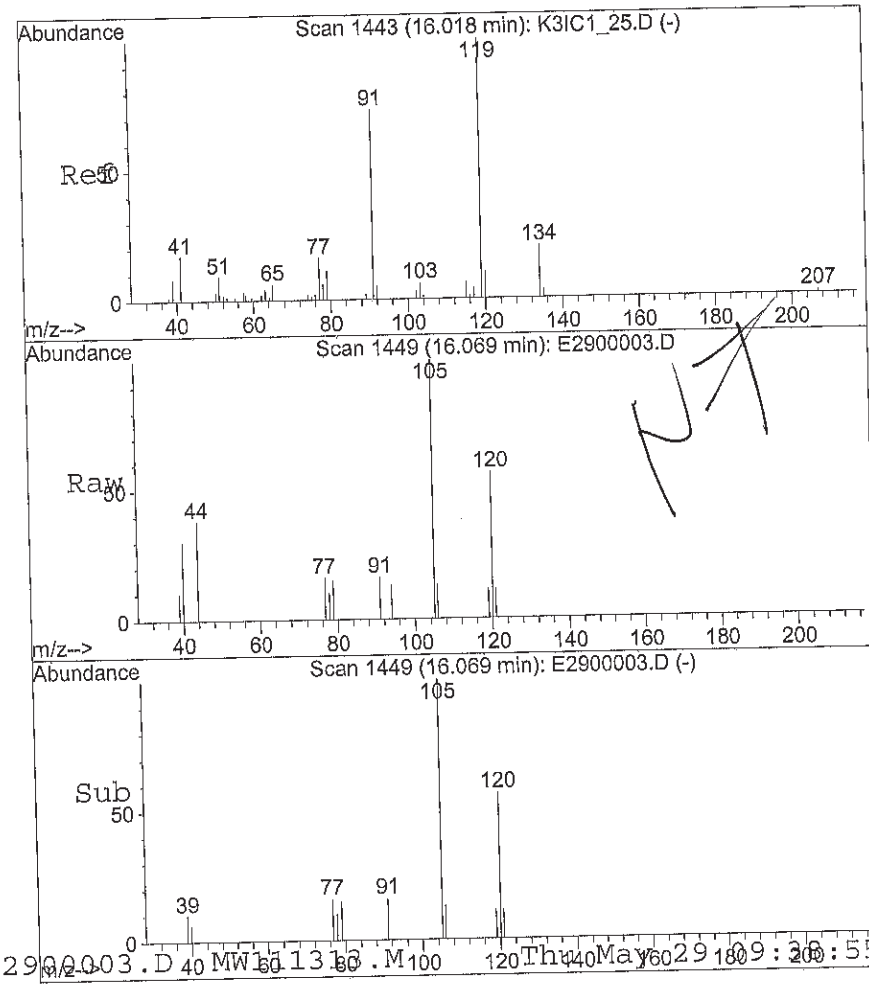

#66
tert-Butylbenzene
Concen: 0.11 ug/L
RT: 16.07 min Scan# 1449
Delta R.T. 0.05 min
Lab File: E2900003.D
Acq: 29 May 2014 9:15 am

Tgt Ion:119 Resp: 1609

Ion	Ratio	Lower	Upper
119	100		
91	92.1	56.3	84.5#
134	0.0	16.1	24.1#

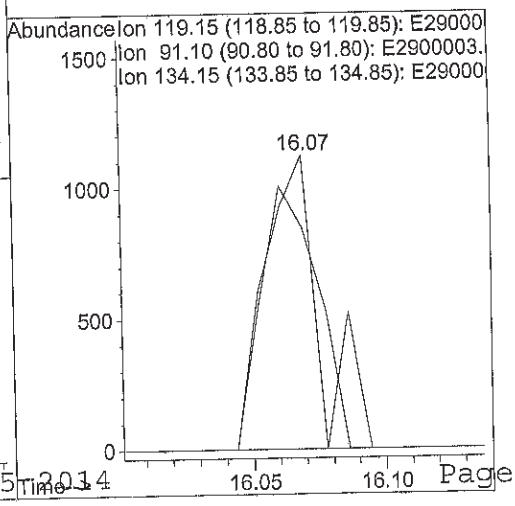

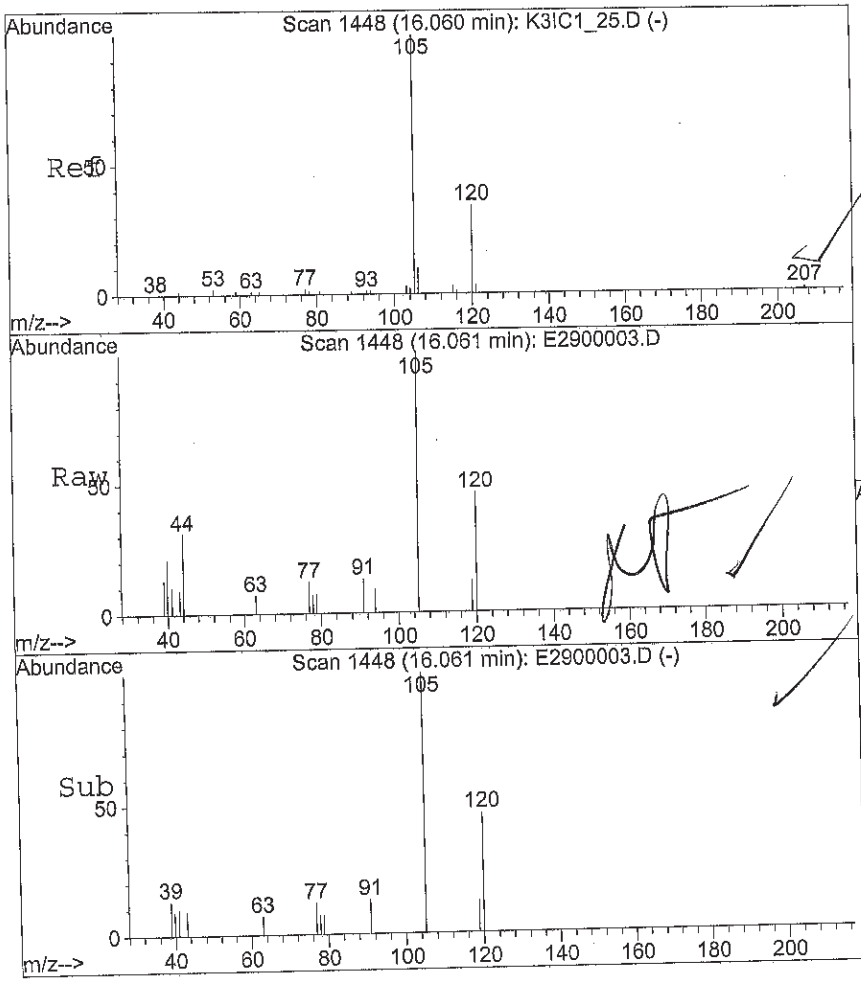

#67
1,2,4-Trimethylbenzene
Concen: 0.68 ug/L
RT: 16.06 min Scan# 1448
Delta R.T. 0.00 min
Lab File: E2900003.D
Acq: 29 May 2014 9:15 am

Tgt Ion:105 Resp: 11902

Ion	Ratio	Lower	Upper
105	100		
120	46.0	33.8	50.8

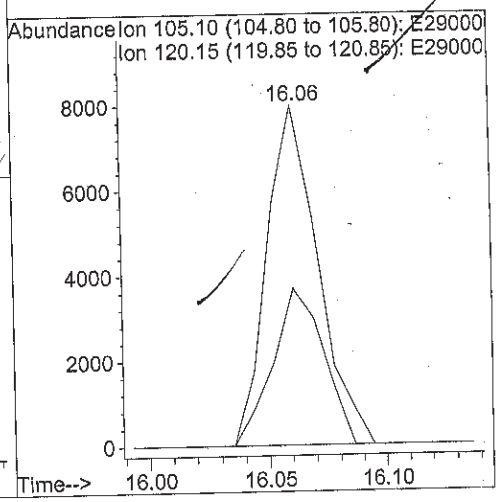

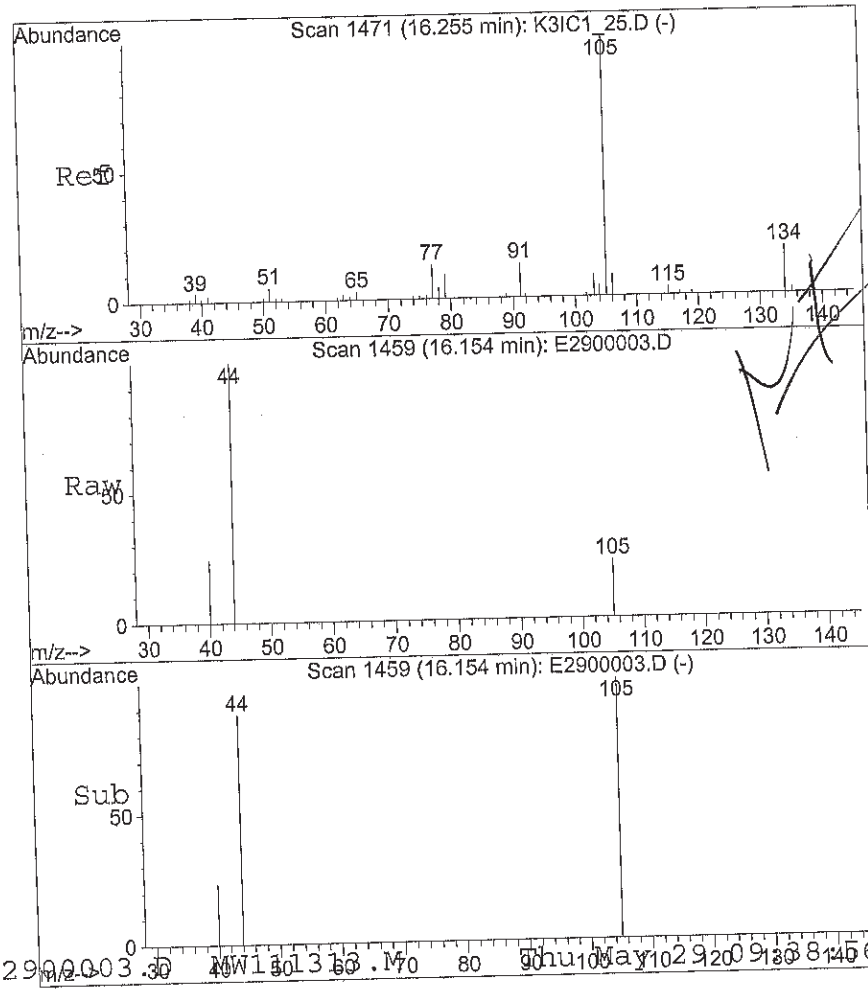

#68
sec-Butylbenzene
Concen: 0.02 ug/L
RT: 16.15 min Scan# 1459
Delta R.T. -0.10 min
Lab File: E2900003.D
Acq: 29 May 2014 9:15 am

Tgt Ion:105 Resp: 406

Ion	Ratio	Lower	Upper
105	100		
134	0.0	13.0	19.6#

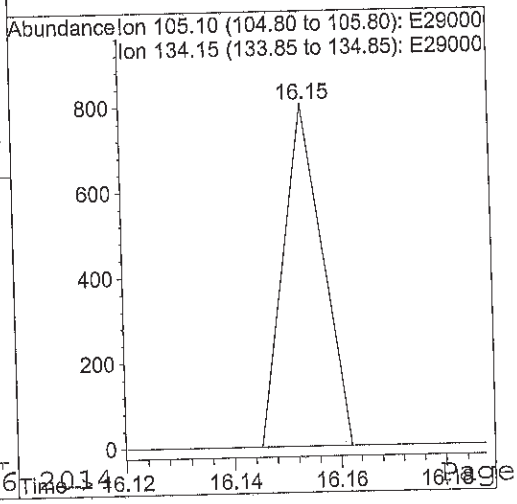

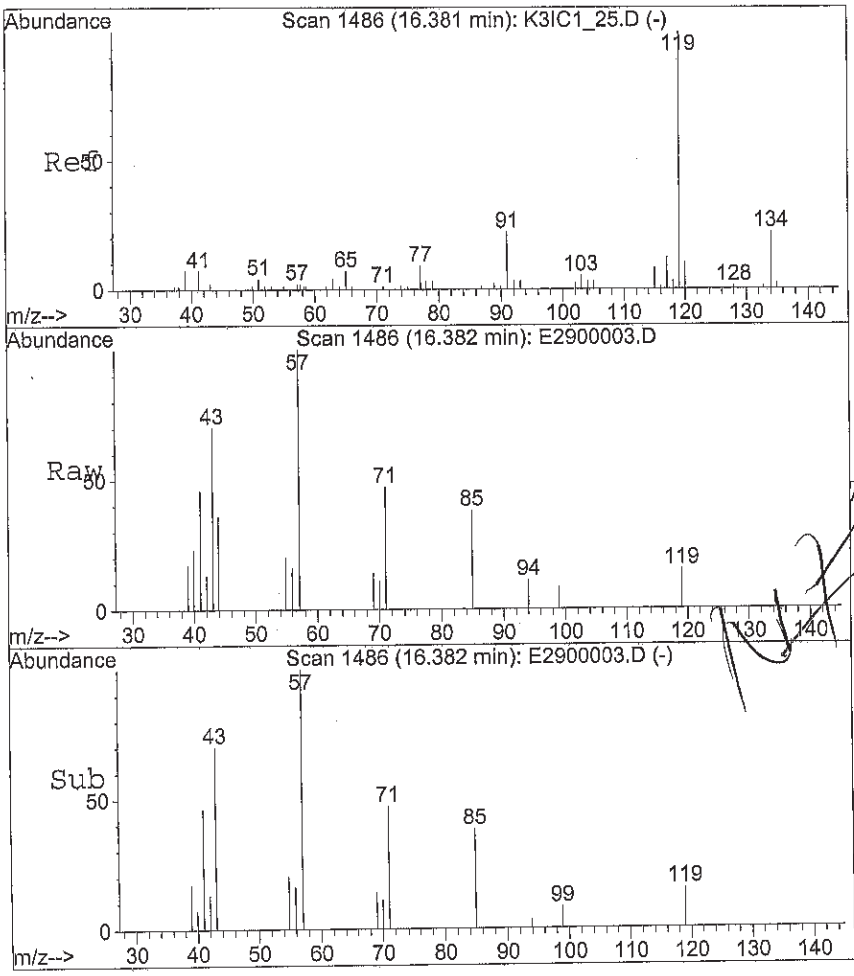

#69
p-Isopropyltoluene
Concen: 0.04 ug/L
RT: 16.38 min Scan# 1486
Delta R.T. 0.00 min
Lab File: E2900003.D
Acq: 29 May 2014 9:15 am

Tgt Ion:119 Resp: 805

Ion	Ratio	Lower	Upper
119	100		
134	0.0	17.4	26.2#
91	0.0	19.6	29.4#

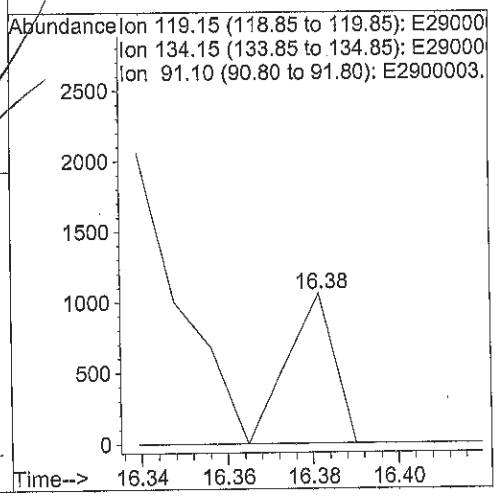

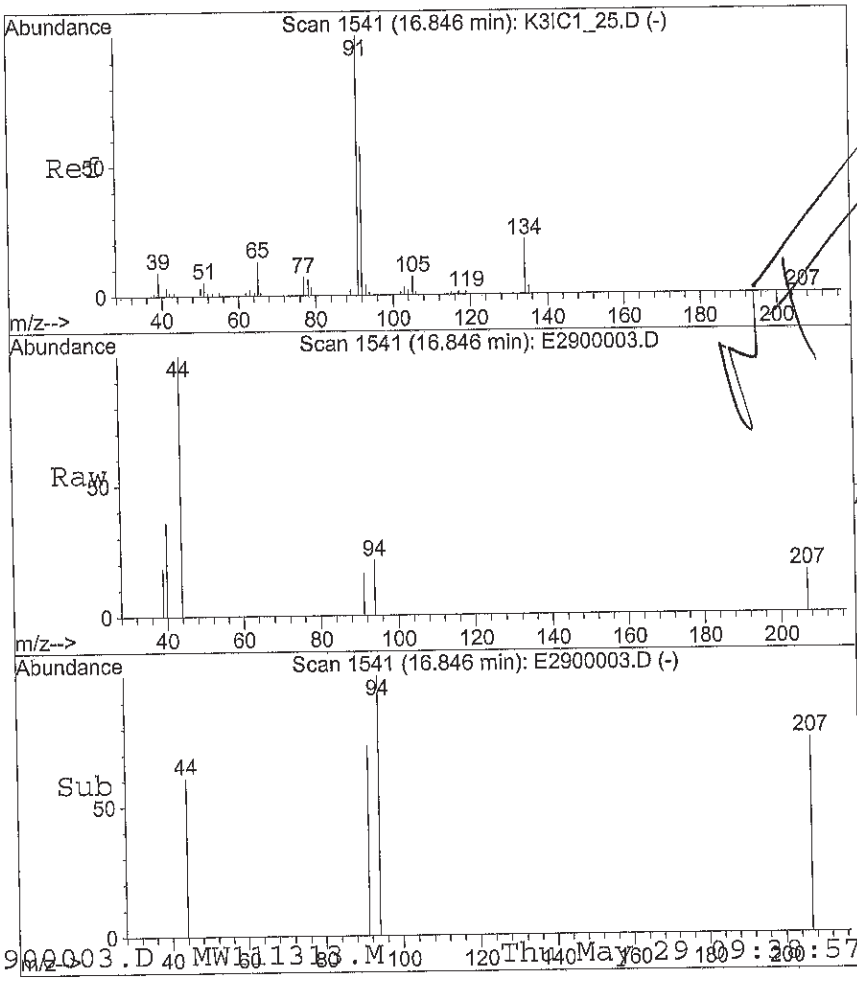

#72
n-Butylbenzene
Concen: 0.01 ug/L
RT: 16.85 min Scan# 1541
Delta R.T. 0.00 min
Lab File: E2900003.D
Acq: 29 May 2014 9:15 am

Tgt Ion: 91 Resp: 269

Ion	Ratio	Lower	Upper
91	100		
92	0.0	47.0	70.4#
134	0.0	18.1	27.1#

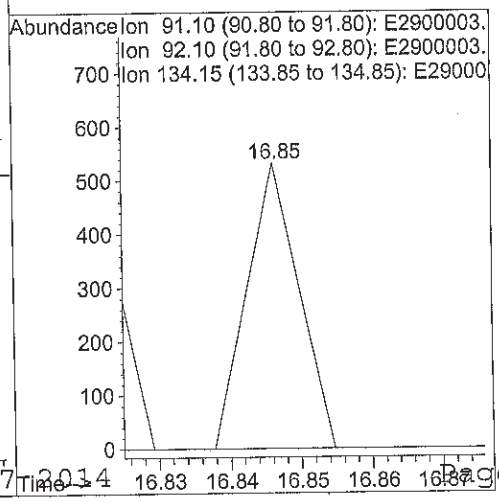

Quantitation Report (Not Reviewed)

Data File : C:\HPCHEM\1\DATA\052914L3\E2900003.D Vial: 2
Acq On : 29 May 2014 9:15 am Operator: DN
Sample : 34E2901-DUP1 Inst : GC/MS Ins
Misc : 100cc SVL-544-SA5D-SV-10.0-11.0 Multiplr: 10.00
MS Integration Params: rteint.p
Quant Time: May 29 9:38 19114 Quant Results File: SS072713.RES

Quant Method : C:\HPCHEM\1\METHODS\SS072713.M (RTE Integrator)
Title : 8260B GC/MS #3 ICAL SSSF 07/27/13 DN
Last Update : Mon Nov 18 10:31:39 2013
Response via : Initial Calibration
DataAcq Meth : MW111313

Internal Standards	R.T.	QIon	Response	Conc	Units	Dev(Min)
1) Fluorobenzene (IS)	10.29	96	1515026	12.50	ug/L	-0.02
7) Chlorobenzene-d5 (IS)	13.92	117	1225648	12.50	ug/L	0.00
10) 1,4-Dichlorobenzene-d4 (IS	16.52	152	671159	12.50	ug/L	0.00
System Monitoring Compounds						
2) Dibromofluoromethane (SU1)	9.43	113	431751	10.96	ug/L	0.00
Spiked Amount 12.500	Range 75 - 125		Recovery = 87.68%			
3) Chloroform-d (SU6)	9.19	84	668409	11.82	ug/L	0.00
Spiked Amount 12.500	Range 70 - 140		Recovery = 94.56%			
4) Methylene Chloride-d2 (SU5	7.06	86	373952	11.32	ug/L	-0.02
Spiked Amount 12.500	Range 70 - 140		Recovery = 90.56%			
5) 1,2-Dichloroethane-d4 (SU2	9.89	65	429929	15.97	ug/L	0.00
Spiked Amount 12.500	Range 75 - 125		Recovery = 127.76%#			
6) Benzene-d6 (SU7)	9.93	84	1311525	11.03	ug/L	-0.02
Spiked Amount 12.500	Range 70 - 140		Recovery = 88.24%			
8) Toluene-d8 (SU3)	12.21	98	1337766	11.50	ug/L	-0.01
Spiked Amount 12.500	Range 75 - 125		Recovery = 92.00%			
9) 4-Bromofluorobenzene (SU4)	15.22	95	678795	14.14	ug/L	0.00
Spiked Amount 12.500	Range 75 - 125		Recovery = 113.12%			

Target Compounds Qvalue

(#) = qualifier out of range (m) = manual integration

Quantitation Report

Data File : C:\HPCHEM\1\DATA\052914L3\E2900003.D
Acq On : 29 May 2014 9:15 am
Sample : 34E2901-DUP1
Misc : 100cc SVL-544-SA5D-SV-10.0-11.0
MS Integration Params: rteint.p
Quant Time: May 29 9:38 19114

Vial: 2
Operator: DN
Inst : GC/MS Ins
Multiplr: 10.00

Quant Results File: SS072713.RES

Method : C:\HPCHEM\1\METHODS\SS072713.M (RTE Integrator)
Title : 8260B GC/MS #3 ICAL SSSF 07/27/13 DN
Last Update : Mon Nov 18 10:31:39 2013
Response via : Initial Calibration

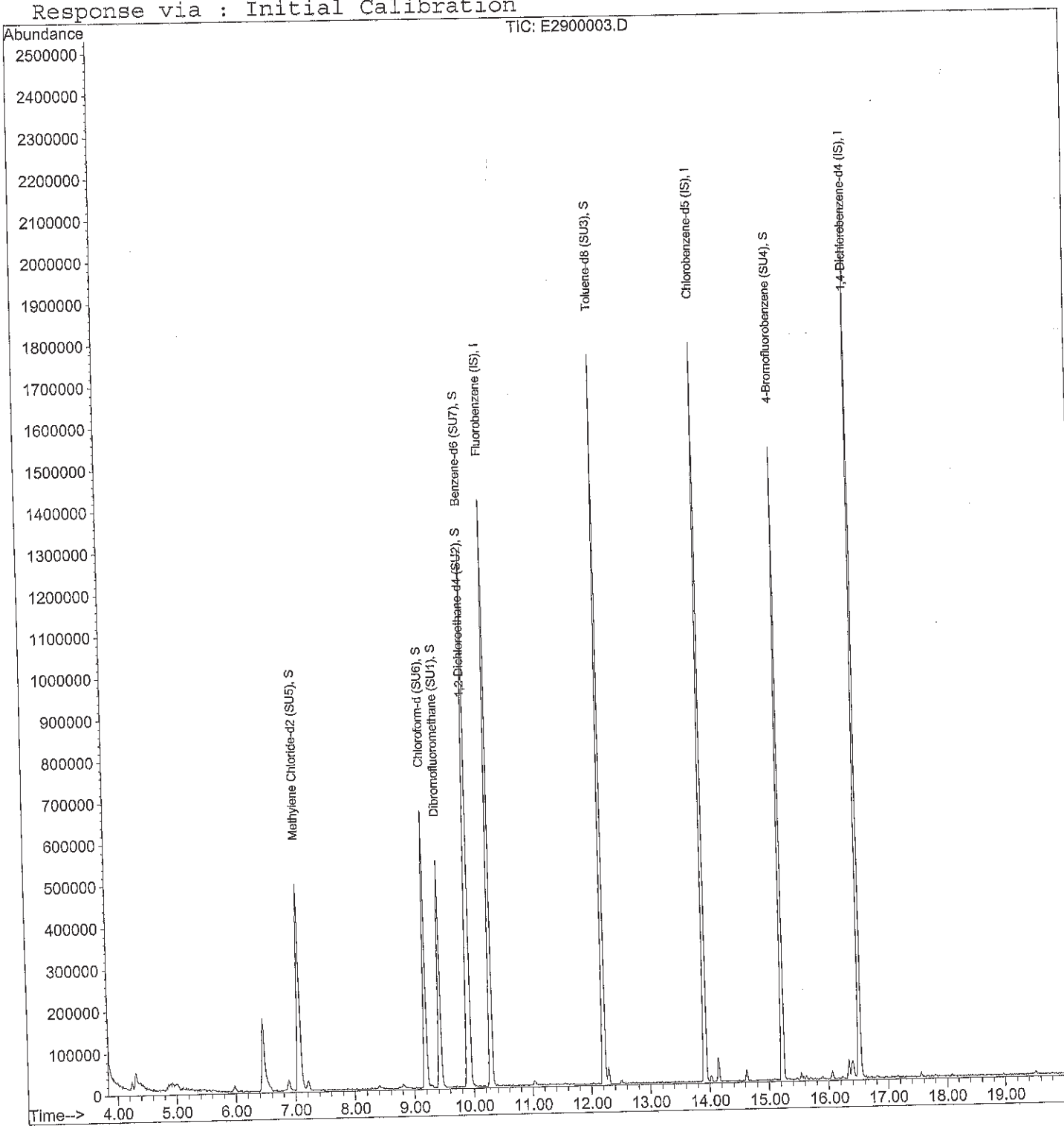

RAW DATA FOR QC SAMPLES AND INITIAL CALIBRATION LABORATORY CONTROL SAMPLES

Quantitation Report (QT Reviewed)

Data File : C:\HPCHEM\1\DATA\052914L3\E29LCS01.D Vial: 10
Acq On : 29 May 2014 6:38 am Operator: DN
Sample : 34E2901-BS1 Inst : GC/MS Ins
Misc : 20cc 1.25/2.5/12.5 ug/L LCS Multiplr: 1.00
MS Integration Params: rteint.p
Quant Time: May 29 7:09 19114 Quant Results File: MW111313.RES

Quant Method : C:\HPCHEM\1\METHODS\MW111313.M (RTE Integrator)
Title : 8260B GC/MS #3 ICAL 11/13/13 DN
Last Update : Wed Nov 13 19:38:32 2013
Response via : Initial Calibration
DataAcq Meth : MW111313

Internal Standards	R.T.	QIon	Response	Conc Units	Dev(Min)
1) Fluorobenzene (IS)	10.30	96	1513544	12.50 ug/L	0.00
38) Chlorobenzene-d5 (IS)	13.93	117	1118075	12.50 ug/L	0.00
59) 1,4-Dichlorobenzene-d4 (IS	16.52	152	552768	12.50 ug/L	0.00
System Monitoring Compounds					
2) Dibromofluoromethane (SU1)	9.45	113	442129	11.71 ug/L	0.03
Spiked Amount 12.500	Range 75 - 125		Recovery = 93.68%		
28) 1,2-Dichloroethane-d4 (SU2	9.91	65	431806	12.03 ug/L	0.02
Spiked Amount 12.500	Range 75 - 125		Recovery = 96.24%		
39) Toluene-d8 (SU3)	12.22	98	1317186	12.63 ug/L	0.00
Spiked Amount 12.500	Range 75 - 125		Recovery = 101.04%		
58) 4-Bromofluorobenzene (SU4)	15.23	95	594028	12.99 ug/L	0.00
Spiked Amount 12.500	Range 75 - 125		Recovery = 103.92%		
Target Compounds					Qvalue
3) (F12) Dichlorodifluorometh	4.11	85	52971	1.43 ug/L	94
4) Chloromethane	4.48	50	34284	1.23 ug/L	99
5) Vinyl Chloride	4.60	62	31751	1.19 ug/L	75
6) Bromomethane	5.13	96	24516	1.29 ug/L #	56
7) Chloroethane	5.28	64	14482	1.23 ug/L	63
8) (F11) Trichlorofluorometha	5.68	101	60235	1.45 ug/L	95
9) (F113) 1,1,2-Trichloro-tri	6.37	151	39693	1.33 ug/L	99
10) 1,1-Dichloroethene	6.45	96	51104	1.43 ug/L	97
11) Acetone	6.48	58	33396	-12.50 ug/L #	60
12) (IPA) Leak Check Compound	6.55	45	263139	144.68 ug/L #	95
13) Carbon disulfide	6.87	76	154184	1.23 ug/L	95
14) Methylene Chloride	7.12	84	55307	1.33 ug/L	93
15) (TBA) tert-Butanol	7.11	59	9416	3.65 ug/L #	77
16) (MTBE) Methyl-t-butyl ethe	7.42	73	123085	1.44 ug/L	98
17) trans-1,2-Dichloroethene	7.50	96	54145	1.33 ug/L	92
18) 1,1-Dichloroethane	8.09	63	73933	1.09 ug/L	100
19) cis-1,2-Dichloroethene	8.85	96	58076	1.23 ug/L	92
21) (MEK) 2-Butanone	8.80	72	9848	2.31 ug/L #	53
22) (DIPE) Diisopropyl Ether	8.02	45	162808	1.38 ug/L	98
23) Bromochloromethane	9.18	128	22368	1.10 ug/L #	83
24) Chloroform	9.23	83	95140	1.20 ug/L	98
25) (ETBE) 2-ethoxy 2-methyl p	8.51	59	113135	1.03 ug/L #	98

(#) = qualifier out of range (m) = manual integration

Quantitation Report (QT Reviewed)

Data File : C:\HPCHEM\1\DATA\052914L3\E29LCS01.D Vial: 10
Acq On : 29 May 2014 6:38 am Operator: DN
Sample : 34E2901-BS1 Inst : GC/MS Ins
Misc : 20cc 1.25/2.5/12.5 ug/L LCS Multiplr: 1.00
MS Integration Params: rteint.p
Quant Time: May 29 7:09 19114 Quant Results File: MW111313.RES

Quant Method : C:\HPCHEM\1\METHODS\MW111313.M (RTE Integrator)
Title : 8260B GC/MS #3 ICAL 11/13/13 DN
Last Update : Wed Nov 13 19:38:32 2013
Response via : Initial Calibration
DataAcq Meth : MW111313

Compound	R.T.	QIon	Response	Conc Unit	Qvalue
26) 1,1,1-Trichloroethane	9.51	97	72030	1.15 ug/L	94
27) (TAME) tert-Amyl methyl et	10.01	73	105240	1.11 ug/L	95
29) 1,1-Dichloropropene	9.70	75	71076	1.22 ug/L	98
30) Carbon Tetrachloride	13.90	117	57676	1.13 ug/L	94
31) Benzene	10.00	78	181266	1.27 ug/L #	93
32) 1,2-Dichloroethane	10.00	62	63816	1.27 ug/L	96
33) Trichloroethene	10.75	130	60820	1.32 ug/L	95
34) 1,2-Dichloropropane	11.06	63	47056	1.38 ug/L #	83
35) Dibromomethane	11.22	93	36600	1.38 ug/L	97
36) Bromodichloromethane	11.36	83	62133	1.16 ug/L	98
37) cis-1,3-Dichloropropene	11.88	75	62445	1.07 ug/L	93
40) (MIBK) 4-Methyl-2-Pentanon	12.12	43	26965	1.21 ug/L #	100
41) Toluene	12.30	91	190640	1.25 ug/L	98
42) trans-1,3-Dichloropropene	12.51	75	48831	0.97 ug/L	72
43) 1,1,2-Trichloroethane	12.77	83	40463	1.47 ug/L	92
44) Tetrachloroethene	12.95	164	60156	1.12 ug/L	96
45) 1,3-Dichloropropane	12.98	76	70028	1.34 ug/L	98
46) 2-Hexanone	12.99	43	65174	2.66 ug/L #	97
47) Dibromochloromethane	13.26	129	48637	1.24 ug/L #	94
48) 1,2-Dibromoethane	13.43	107	52563	1.48 ug/L	98
49) Chlorobenzene	13.97	112	134834	1.31 ug/L	98
50) 1,1,1,2-Tetrachloroethane	14.02	131	44351	1.21 ug/L	98
51) Ethylbenzene	14.03	91	224569	1.30 ug/L	98
52) m,p-Xylenes	14.15	106	163446	2.65 ug/L	99
53) o-Xylene	14.62	106	84402	1.39 ug/L	94
54) Styrene	14.63	104	130975	1.49 ug/L	98
55) Bromoform	14.92	173	31266	1.40 ug/L #	94
56) Isopropylbenzene	15.01	105	219944	1.32 ug/L	99
57) 1,2,3-Trichloropropane	15.43	75	80960	1.78 ug/L #	1
60) 1,1,2,2-Tetrachloroethane	15.34	83	65580	1.65 ug/L	99
61) Bromobenzene	15.44	156	57939	1.33 ug/L	97
62) n-Propylbenzene	15.47	91	289508	1.30 ug/L	97
63) 2-Chlorotoluene	15.62	91	182936	1.33 ug/L	97
64) 1,3,5-Trimethylbenzene	15.64	105	178716	1.30 ug/L	99
65) 4-Chlorotoluene	15.73	91	173225	1.36 ug/L	100
66) tert-Butylbenzene	16.02	119	148634	1.27 ug/L	94
67) 1,2,4-Trimethylbenzene	16.07	105	192356	1.34 ug/L	98

(#) = qualifier out of range (m) = manual integration

Data File : C:\HPCHEM\1\DATA\052914L3\E29LCS01.D Vial: 10
Acq On : 29 May 2014 6:38 am Operator: DN
Sample : 34E2901-BS1 Inst : GC/MS Ins
Misc : 20cc 1.25/2.5/12.5 ug/L LCS Multiplr: 1.00
MS Integration Params: rteint.p
Quant Time: May 29 7:09 19114 Quant Results File: MW111313.RES

Quant Method : C:\HPCHEM\1\METHODS\MW111313.M (RTE Integrator)
Title : 8260B GC/MS #3 ICAL 11/13/13 DN
Last Update : Wed Nov 13 19:38:32 2013
Response via : Initial Calibration
DataAcq Meth : MW111313

Compound	R.T.	QIon	Response	Conc Unit	Qvalue
68) sec-Butylbenzene	16.25	105	248773	1.34 ug/L	99
69) p-Isopropyltoluene	16.39	119	190518	1.26 ug/L	97
70) 1,3-Dichlorobenzene	16.45	146	108623	1.33 ug/L	99
71) 1,4-Dichlorobenzene	16.54	146	110235	1.35 ug/L	97
72) n-Butylbenzene	16.85	91	213125	1.34 ug/L	97
73) 1,2-Dichlorobenzene	17.00	146	101232	1.39 ug/L	98
74) 1,2-Dibromo-3-chloropropan	17.94	75	13505	2.17 ug/L #	57
75) 1,2,4-Trichlorobenzene	19.04	180	67554	1.37 ug/L	96
76) Hexachlorobutadiene	19.21	225	30858	1.39 ug/L	98
77) Naphthalene	19.46	128	171234	1.57 ug/L	100
78) Hexachloroethane	17.30	201	21007	1.31 ug/L #	86
79) 1,2,3-Trichlorobenzene	19.83	180	60288	1.29 ug/L	98

(#) = qualifier out of range (m) = manual integration

Quantitation Report

Data File : C:\HPCHEM\1\DATA\052914L3\E29LCS01.D
Acq On : 29 May 2014 6:38 am
Sample : 34E2901-BS1
Misc : 20cc 1.25/2.5/12.5 ug/L LCS
MS Integration Params: rteint.p
Quant Time: May 29 7:09 19114

Vial: 10
Operator: DN
Inst : GC/MS Ins
Multiplr: 1.00

Quant Results File: MW111313.RES

Method : C:\HPCHEM\1\METHODS\MW111313.M (RTE Integrator)
Title : 8260B GC/MS #3 ICAL 11/13/13 DN
Last Update : Wed Nov 13 19:38:32 2013
Response via : Initial Calibration

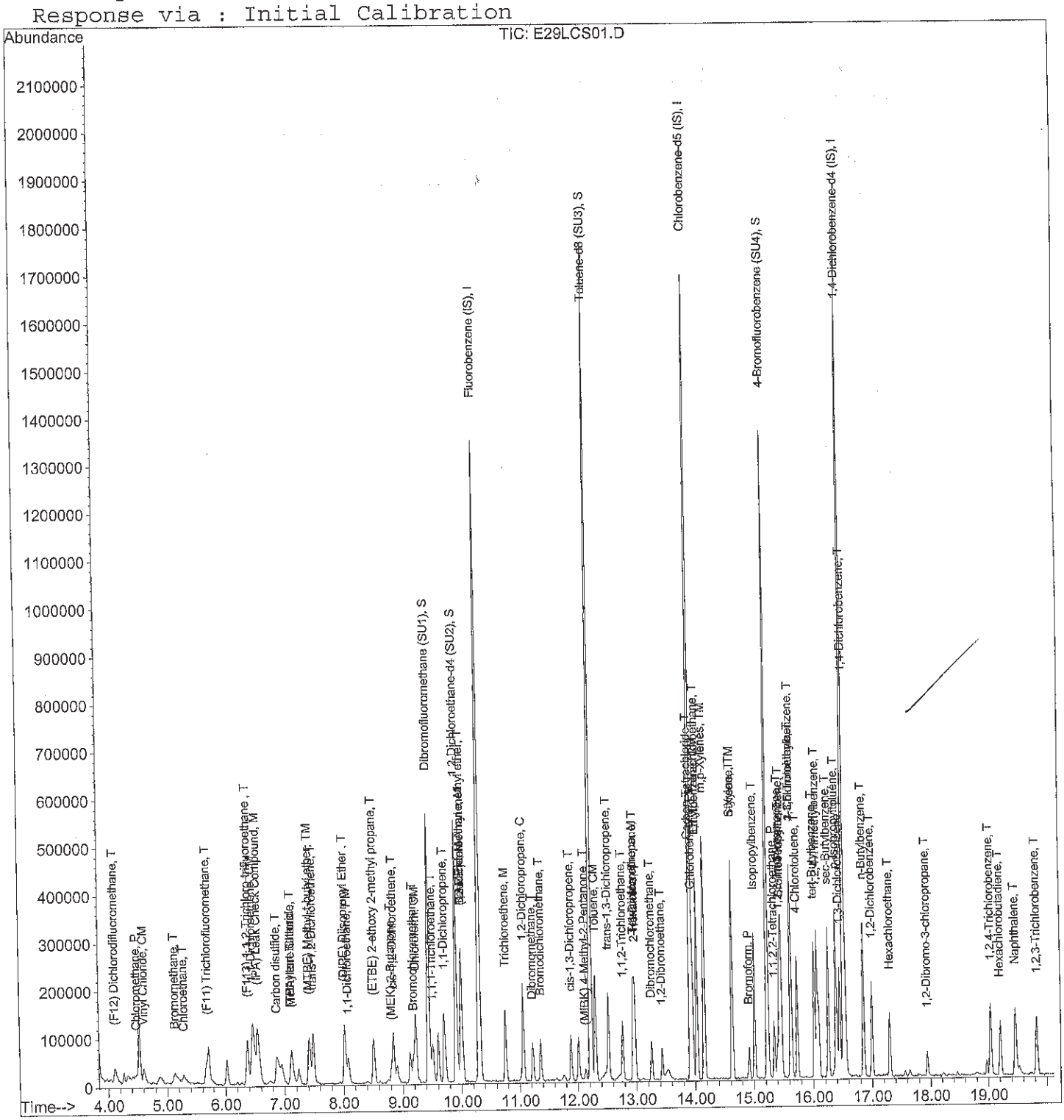

RAW DATA FOR QC SAMPLES AND INITIAL CALIBRATION BLANK

Quantitation Report (Not Reviewed)

Data File : C:\HPCHEM\1\DATA\052914L3\E29BLK01.D Vial: 11
Acq On : 29 May 2014 7:39 am Operator: DN
Sample : 34E2901-BLK1 Inst : GC/MS Ins
Misc : 100cc AMBIENT AIR/H20 Multiplr: 10.00
MS Integration Params: rteint.p
Quant Time: May 29 8:01 19114 Quant Results File: MW111313.RES

Quant Method : C:\HPCHEM\1\METHODS\MW111313.M (RTE Integrator)
Title : 8260B GC/MS #3 ICAL 11/13/13 DN
Last Update : Wed Nov 13 19:38:32 2013
Response via : Initial Calibration
DataAcq Meth : MW111313

Internal Standards	R.T.	QIon	Response	Conc	Units	Dev(Min)
1) Fluorobenzene (IS)	10.29	96	1637712	12.50	ug/L	0.00
38) Chlorobenzene-d5 (IS)	13.92	117	1287902	12.50	ug/L	0.00
59) 1,4-Dichlorobenzene-d4 (IS	16.51	152	712164	12.50	ug/L	0.00
System Monitoring Compounds						
2) Dibromofluoromethane (SU1)	9.43	113	461987	11.31	ug/L	0.01
Spiked Amount 12.500	Range 75 - 125		Recovery = 90.48%			
28) 1,2-Dichloroethane-d4 (SU2	9.90	65	440900	11.36	ug/L	0.00
Spiked Amount 12.500	Range 75 - 125		Recovery = 90.88%			
39) Toluene-d8 (SU3)	12.20	98	1438243	11.97	ug/L	0.00
Spiked Amount 12.500	Range 75 - 125		Recovery = 95.76%			
58) 4-Bromofluorobenzene (SU4)	15.23	95	718141	13.63	ug/L	0.00
Spiked Amount 12.500	Range 75 - 125		Recovery = 109.04%			
Target Compounds						Qvalue
4) Chloromethane	4.41	50	6366	1.10	ug/L #	54
6) Bromomethane	5.10	96	1032	-1.20	ug/L #	1
7) Chloroethane	5.25	64	1245	1.60	ug/L #	32
11) Acetone	6.46	58	4117	1.36	ug/L #	44
12) (IPA) Leak Check Compound	6.46	45	508091	2581.83	ug/L #	82
14) Methylene Chloride	7.06	84	5401	1.20	ug/L #	1
15) (TBA) tert-Butanol	7.14	59	274	0.98	ug/L #	77
20) 2,2-Dichloropropane	8.84	77	259	0.04	ug/L #	1
22) (DIPE) Diisopropyl Ether	7.85	45	334	0.03	ug/L #	48
24) Chloroform	9.21	83	4797	0.56	ug/L #	18
29) 1,1-Dichloropropene	9.91	75	296	0.05	ug/L #	1
31) Benzene	9.93	78	11166	0.72	ug/L #	78
32) 1,2-Dichloroethane	9.92	62	5924	1.09	ug/L #	1
40) (MIBK) 4-Methyl-2-Pentanon	12.20	43	7209	2.80	ug/L #	100
41) Toluene	12.29	91	10430	0.59	ug/L	91
46) 2-Hexanone	13.11	43	860	0.31	ug/L #	37
51) Ethylbenzene	14.02	91	1370	0.07	ug/L #	45
52) m,p-Xylenes	14.15	106	1393	0.20	ug/L #	63
54) Styrene	14.64	104	1928	-0.68	ug/L #	53
56) Isopropylbenzene	15.22	105	1511	0.08	ug/L #	1
62) n-Propylbenzene	15.46	91	1255	0.04	ug/L #	56
63) 2-Chlorotoluene	15.46	91	1255	0.07	ug/L #	45

(#) = qualifier out of range (m) = manual integration

Quantitation Report (Not Reviewed)

Data File : C:\HPCHEM\1\DATA\052914L3\E29BLK01.D Vial: 11
Acq On : 29 May 2014 7:39 am Operator: DN
Sample : 34E2901-BLK1 Inst : GC/MS Ins
Misc : 100cc AMBIENT AIR/H20 Multiplr: 10.00
MS Integration Params: rteint.p
Quant Time: May 29 8:01 19114 Quant Results File: MW111313.RES

Quant Method : C:\HPCHEM\1\METHODS\MW111313.M (RTE Integrator)
Title : 8260B GC/MS #3 ICAL 11/13/13 DN
Last Update : Wed Nov 13 19:38:32 2013
Response via : Initial Calibration
DataAcq Meth : MW111313

Compound	R.T.	QIon	Response	Conc Unit	Qvalue
64) 1,3,5-Trimethylbenzene	15.63	105	1382	0.08 ~~ug/L #~~	31
67) 1,2,4-Trimethylbenzene	16.06	105	5208	0.28 ug/L #	87
68) sec-Butylbenzene	16.06	105	5208	0.22 ~~ug/L #~~	62
69) p-Isopropyltoluene	16.38	119	7742	0.40 ~~ug/L #~~	88
72) n-Butylbenzene	16.85	91	354	0.02 ~~ug/L #~~	30
77) Naphthalene	19.44	128	761	0.05 ~~ug/L~~	100

(#) = qualifier out of range (m) = manual integration

Quantitation Report

Data File : C:\HPCHEM\1\DATA\052914L3\E29BLK01.D Vial: 11
Acq On : 29 May 2014 7:39 am Operator: DN
Sample : 34E2901-BLK1 Inst : GC/MS Ins
Misc : 100cc AMBIENT AIR/H20 Multiplr: 10.00
MS Integration Params: rteint.p
Quant Time: May 29 8:01 19114 Quant Results File: MW111313.RES

Method : C:\HPCHEM\1\METHODS\MW111313.M (RTE Integrator)
Title : 8260B GC/MS #3 ICAL 11/13/13 DN
Last Update : Wed Nov 13 19:38:32 2013
Response via : Initial Calibration



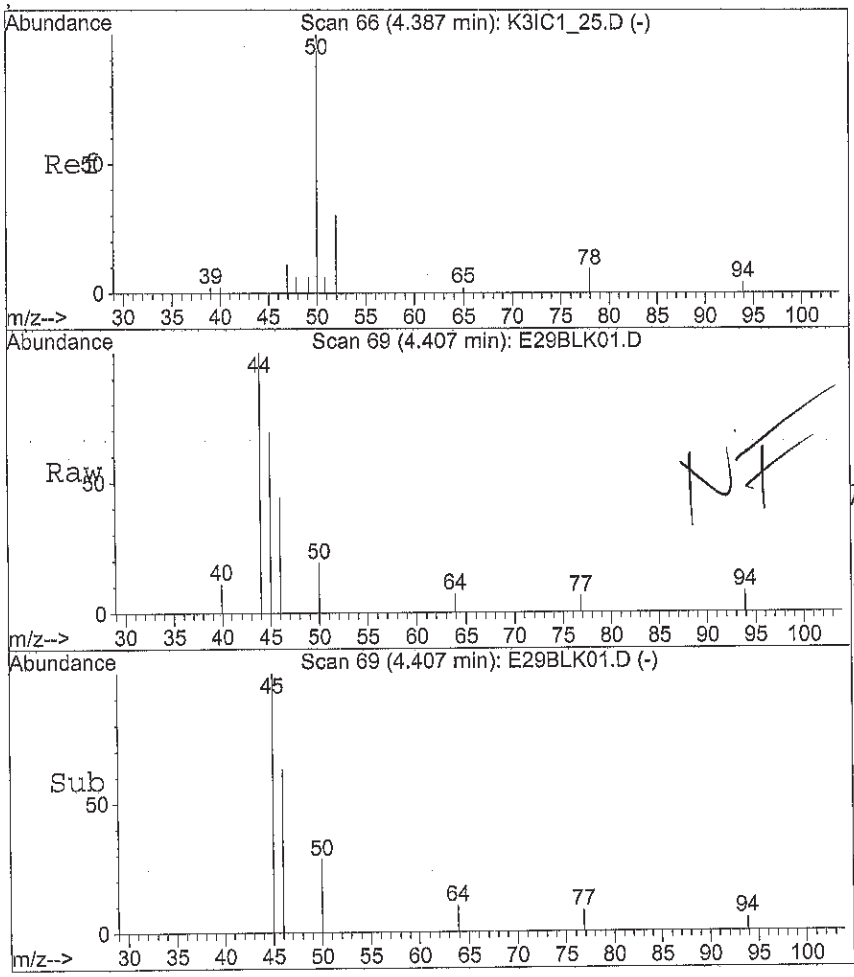

#4
Chloromethane
Concen: 1.10 ug/L
RT: 4.41 min Scan# 69
Delta R.T. 0.02 min
Lab File: E29BLK01.D
Acq: 29 May 2014 7:39 am

Tgt Ion: 50 Resp: 6366

Ion	Ratio	Lower	Upper
50	100		
52	7.7	26.9	40.3#

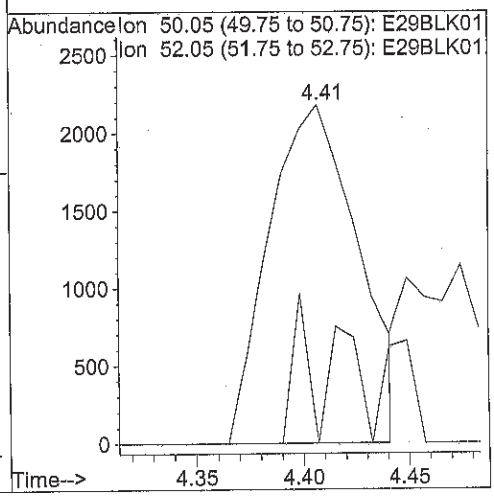

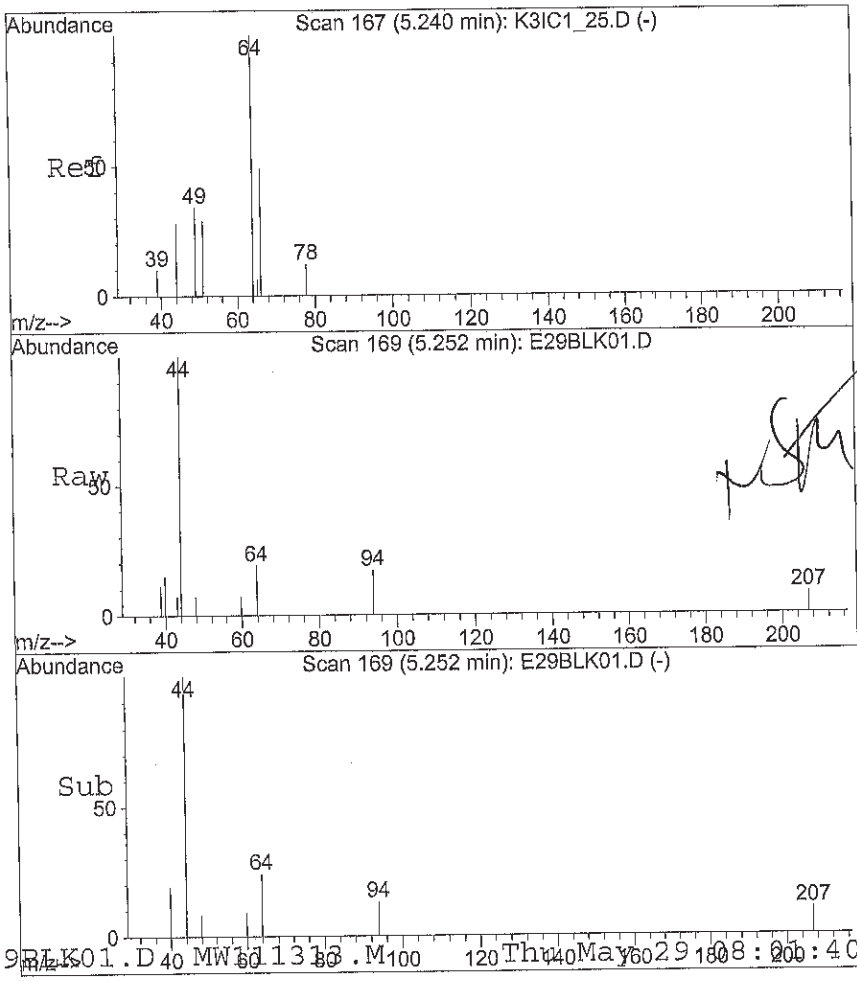

#7
Chloroethane
Concen: 1.60 ug/L
RT: 5.25 min Scan# 169
Delta R.T. 0.01 min
Lab File: E29BLK01.D
Acq: 29 May 2014 7:39 am

Tgt Ion: 64 Resp: 1245

Ion	Ratio	Lower	Upper
64	100		
66	0.0	35.4	53.0#

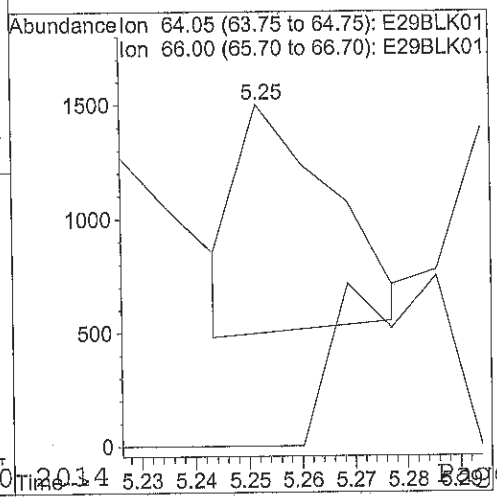

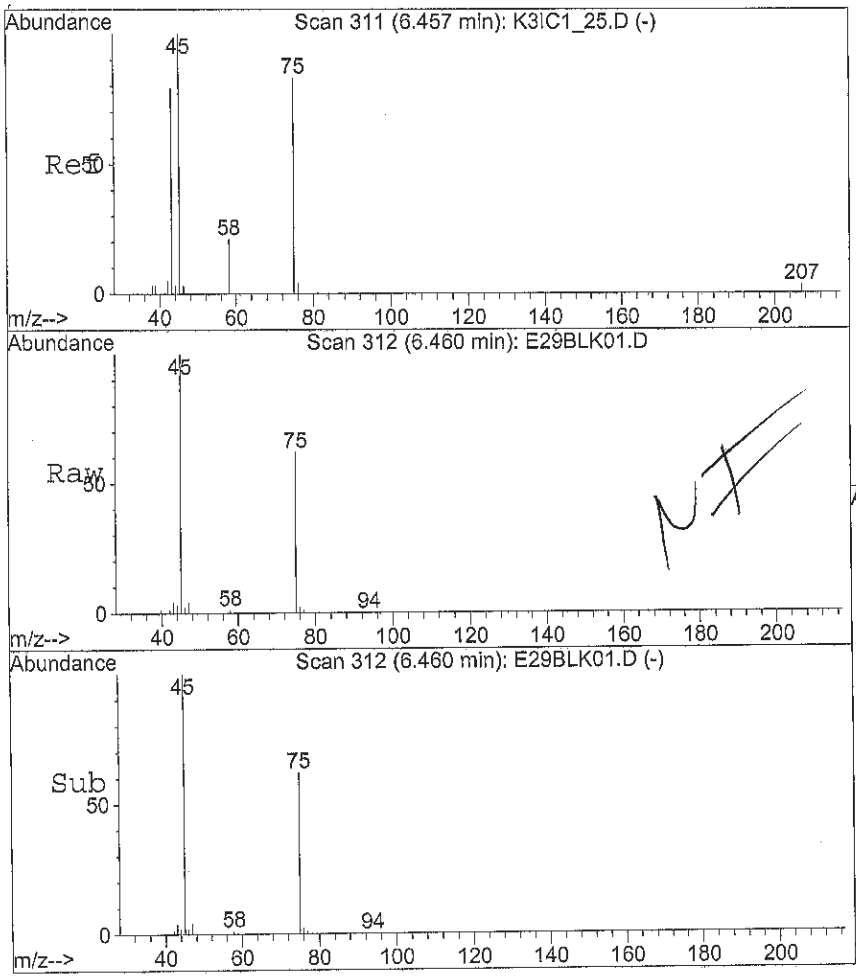

#11
Acetone
Concen: 1.36 ug/L
RT: 6.46 min Scan# 312
Delta R.T. 0.00 min
Lab File: E29BLK01.D
Acq: 29 May 2014 7:39 am

Tgt Ion: 58 Resp: 4117

Ion	Ratio	Lower	Upper
58	100		
43	595.5	360.9	541.3#

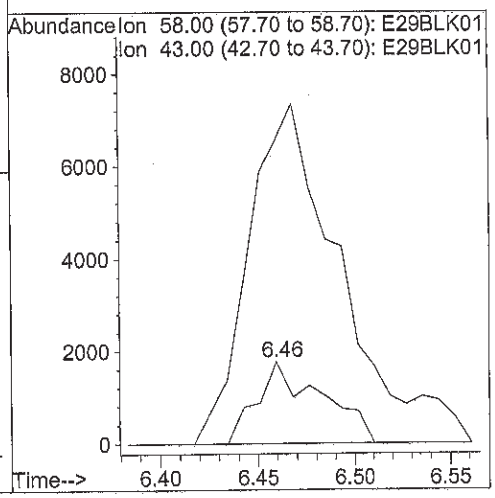



#12
(IPA) Leak Check Compound
Concen: 2581.83 ug/L
RT: 6.46 min Scan# 312
Delta R.T. -0.08 min
Lab File: E29BLK01.D
Acq: 29 May 2014 7:39 am

Tgt Ion: 45 Resp: 508091

Ion	Ratio	Lower	Upper
45	100		
39	0.1	4.9	7.3#

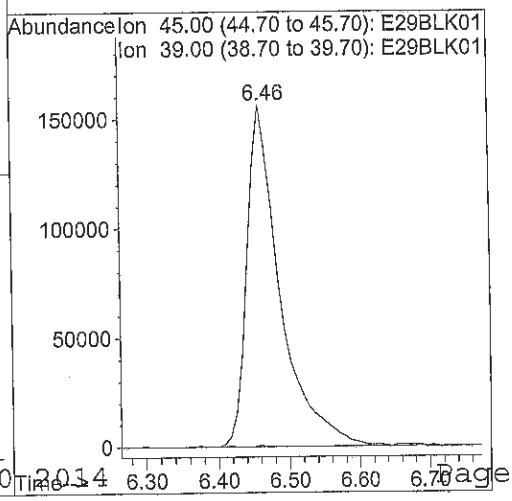

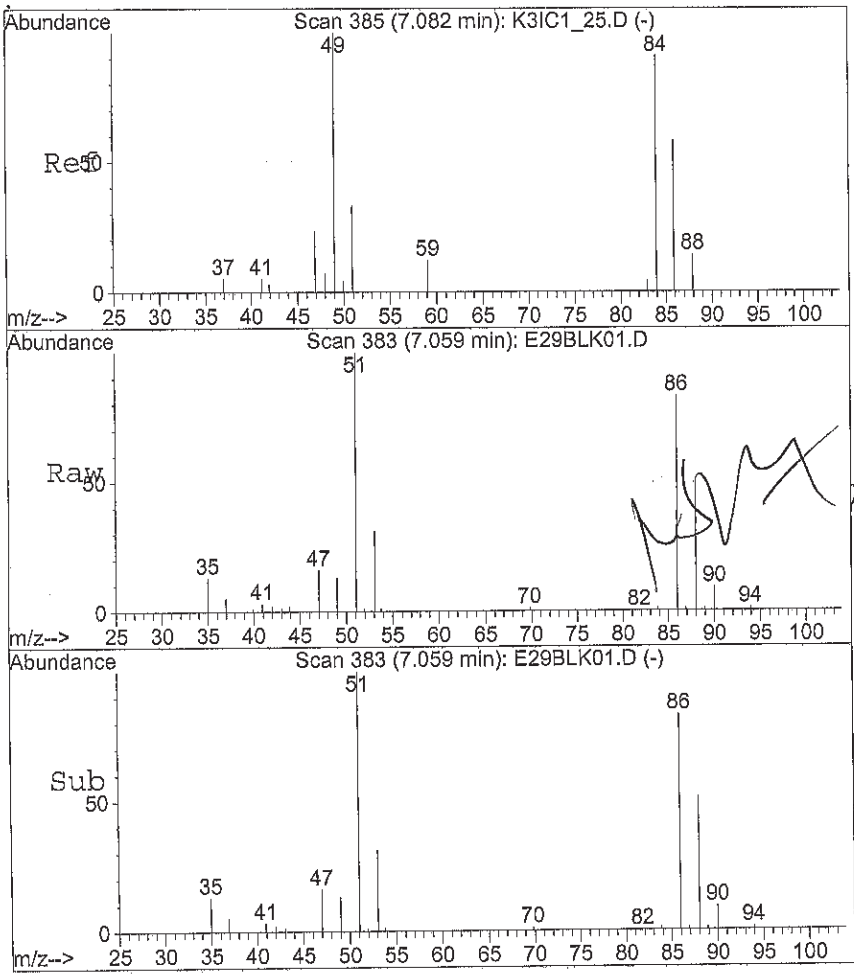

#14
Methylene Chloride
Concen: 1.20 ug/L
RT: 7.06 min Scan# 383
Delta R.T. -0.02 min
Lab File: E29BLK01.D
Acq: 29 May 2014 7:39 am

Tgt Ion: 84 Resp: 5401

Ion	Ratio	Lower	Upper
84	100		
49	1012.4	89.8	134.6#
86	7088.8	51.1	76.7#
51	8523.5	28.5	42.7#

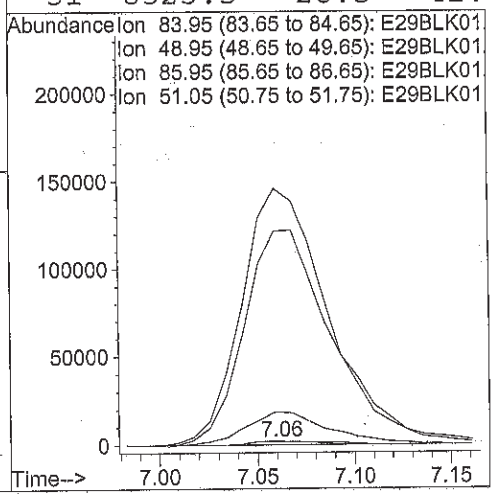

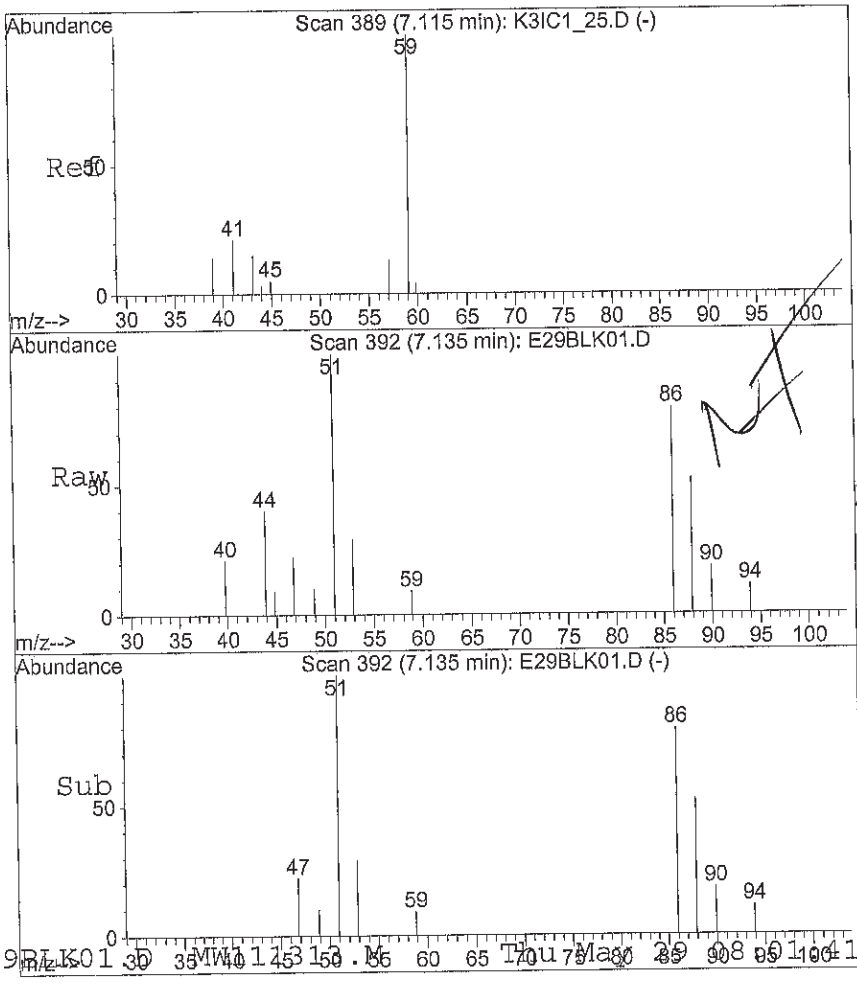

#15
(TBA) tert-Butanol
Concen: 0.98 ug/L
RT: 7.14 min Scan# 392
Delta R.T. 0.02 min
Lab File: E29BLK01.D
Acq: 29 May 2014 7:39 am

Tgt Ion: 59 Resp: 274

Ion	Ratio	Lower	Upper
59	100		
57	0.0	6.4	9.6#

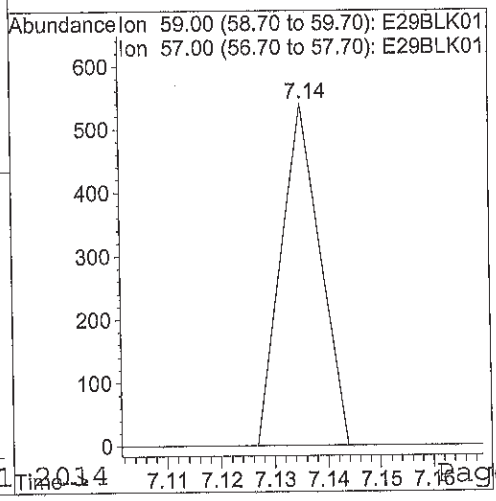

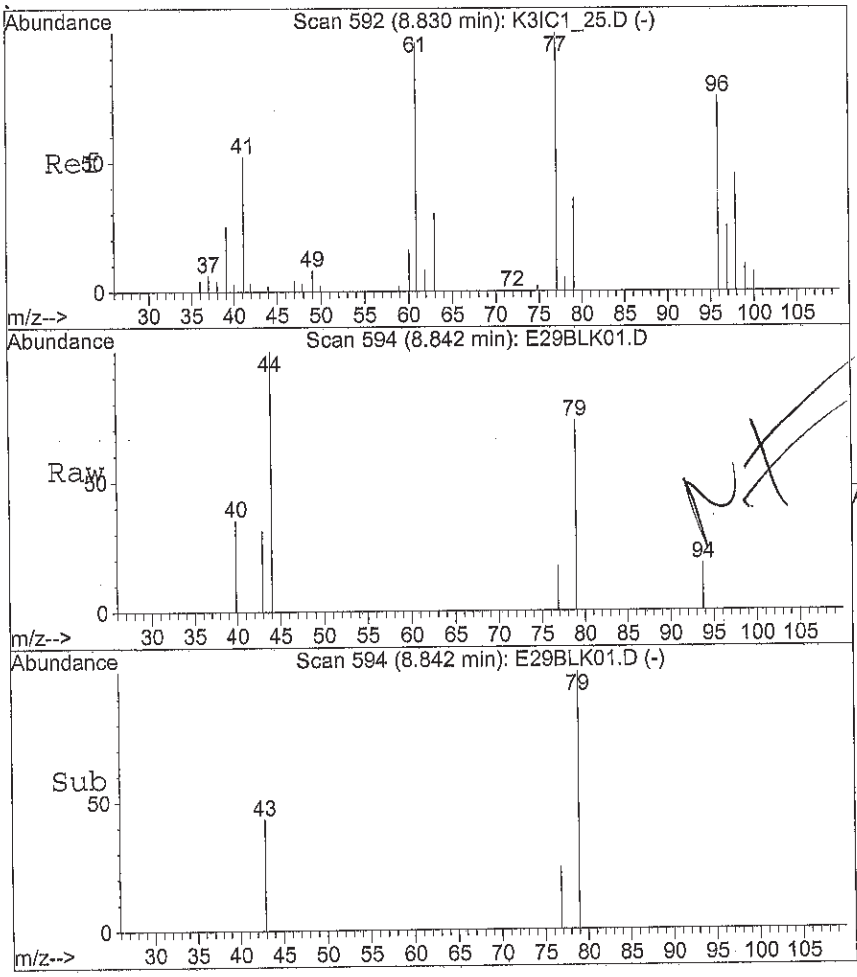

#20
2,2-Dichloropropane
Concen: 0.04 ug/L
RT: 8.84 min Scan# 594
Delta R.T. 0.01 min
Lab File: E29BLK01.D
Acq: 29 May 2014 7:39 am

Tgt Ion: 77 Resp: 259

Ion	Ratio	Lower	Upper
77	100		
79	1676.8	26.6	40.0#
97	0.0	18.9	28.3#
41	0.0	42.6	64.0#

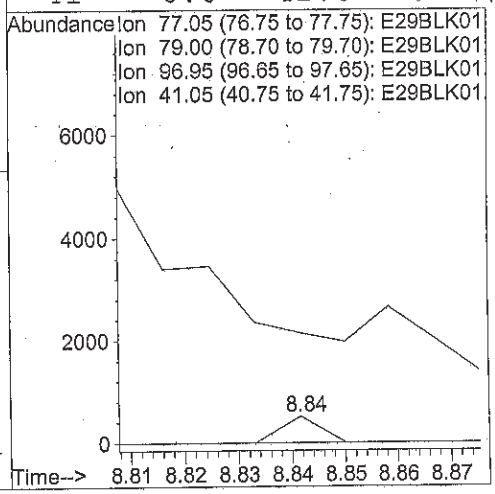

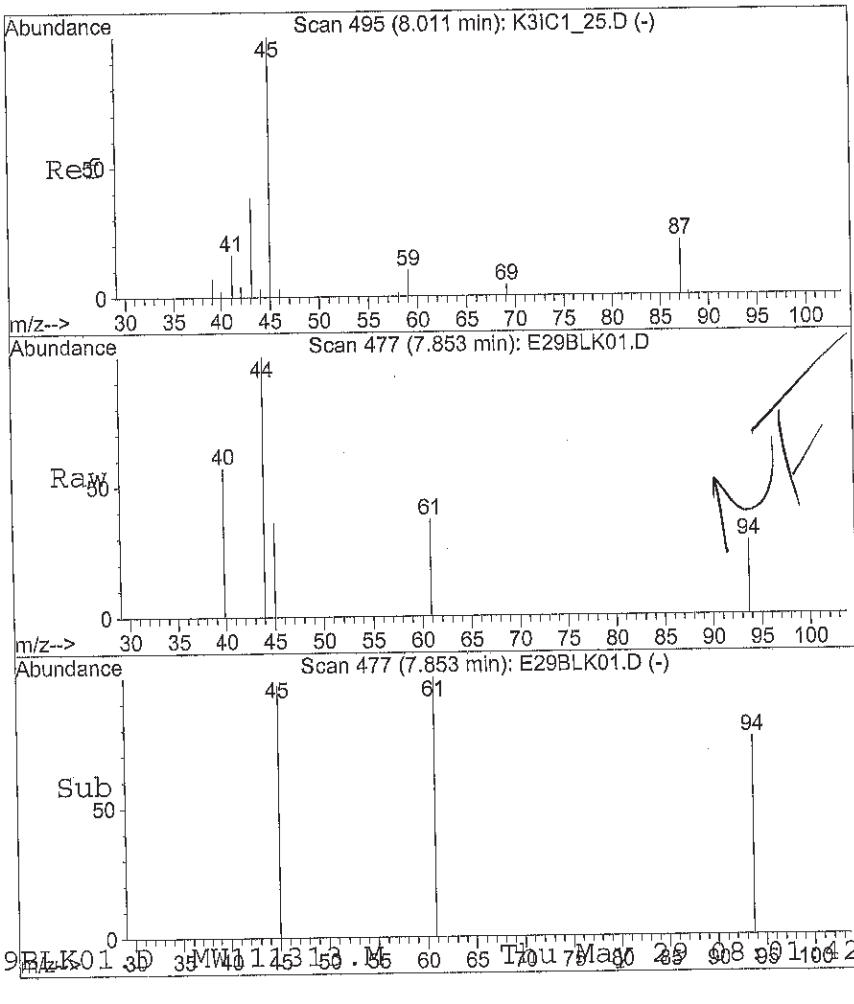

#22
(DIPE) Diisopropyl Ether
Concen: 0.03 ug/L
RT: 7.85 min Scan# 477
Delta R.T. -0.16 min
Lab File: E29BLK01.D
Acq: 29 May 2014 7:39 am

Tgt Ion: 45 Resp: 334

Ion	Ratio	Lower	Upper
45	100		
87	0.0	17.0	25.6#
43	0.0	30.5	45.7#
59	0.0	7.4	11.2#

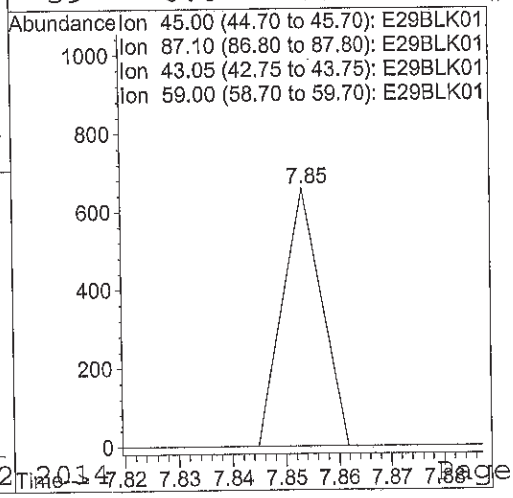

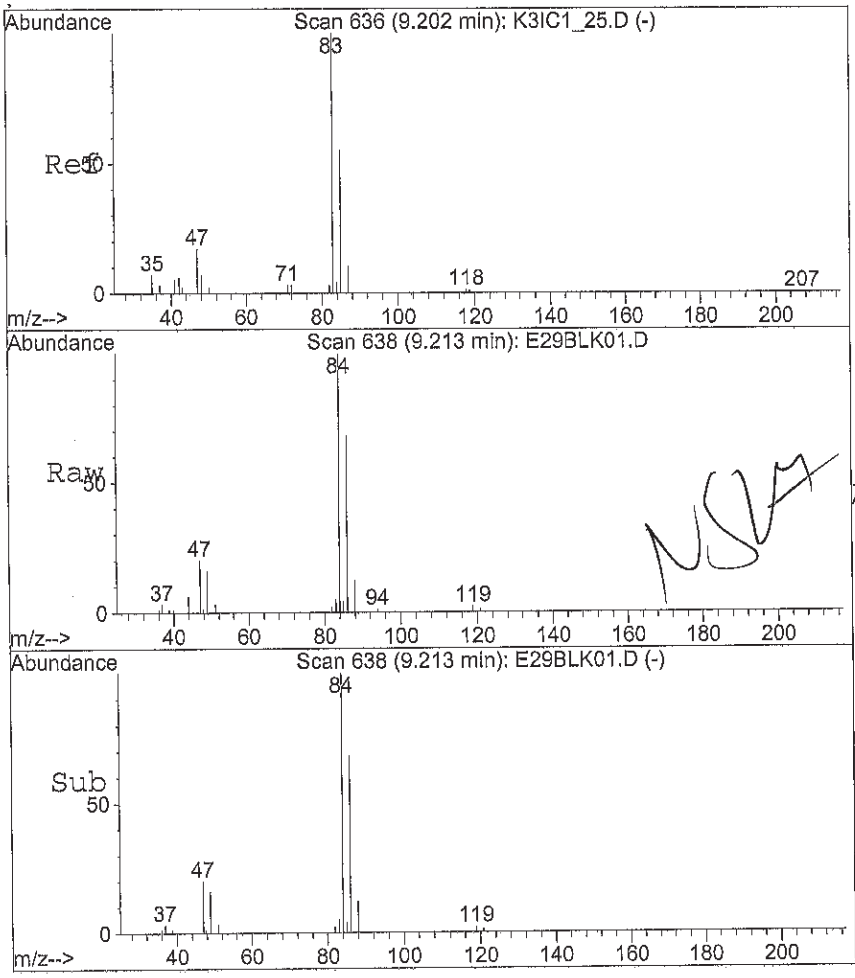

#24
Chloroform
Concen: 0.56 ug/L
RT: 9.21 min Scan# 638
Delta R.T. 0.01 min
Lab File: E29BLK01.D
Acq: 29 May 2014 7:39 am

Tgt Ion: 83 Resp: 4797

Ion	Ratio	Lower	Upper
83	100		
85	0.0	51.8	77.6#

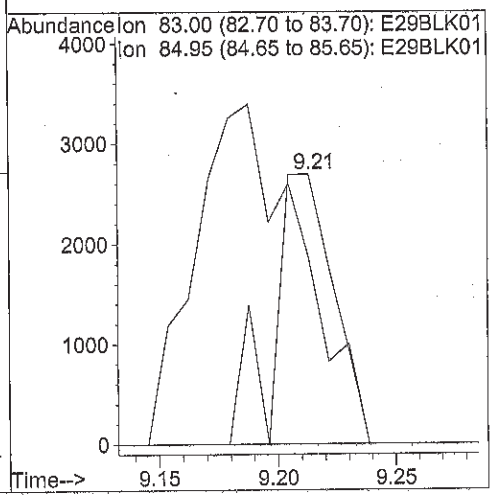

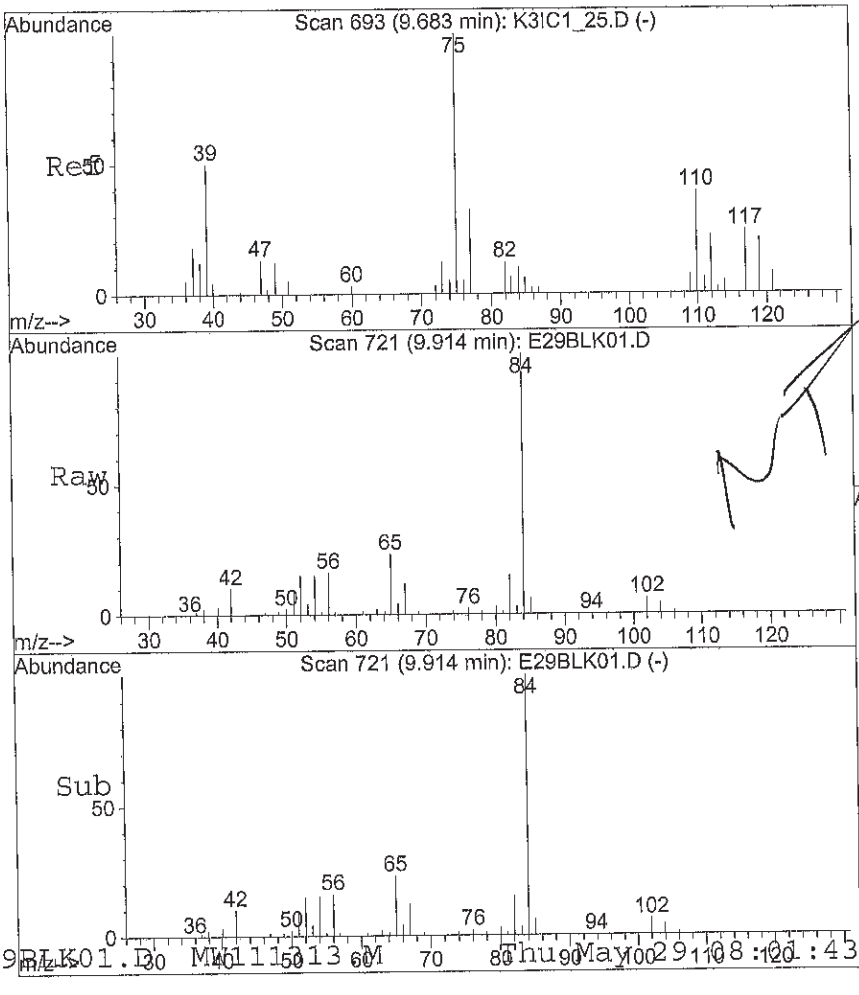

#29
1,1-Dichloropropene
Concen: 0.05 ug/L
RT: 9.91 min Scan# 721
Delta R.T. 0.23 min
Lab File: E29BLK01.D
Acq: 29 May 2014 7:39 am

Tgt Ion: 75 Resp: 296

Ion	Ratio	Lower	Upper
75	100		
110	0.0	29.0	43.6#
77	664.5	25.0	37.4#

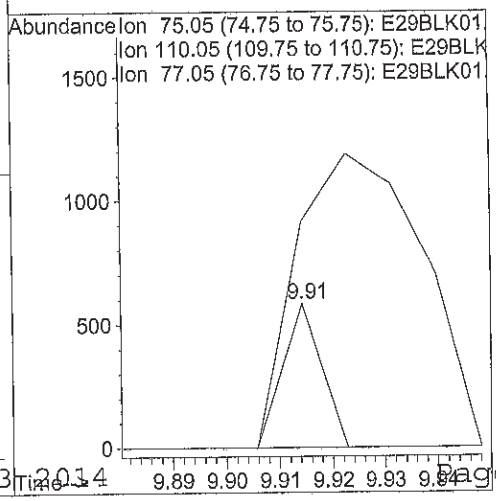

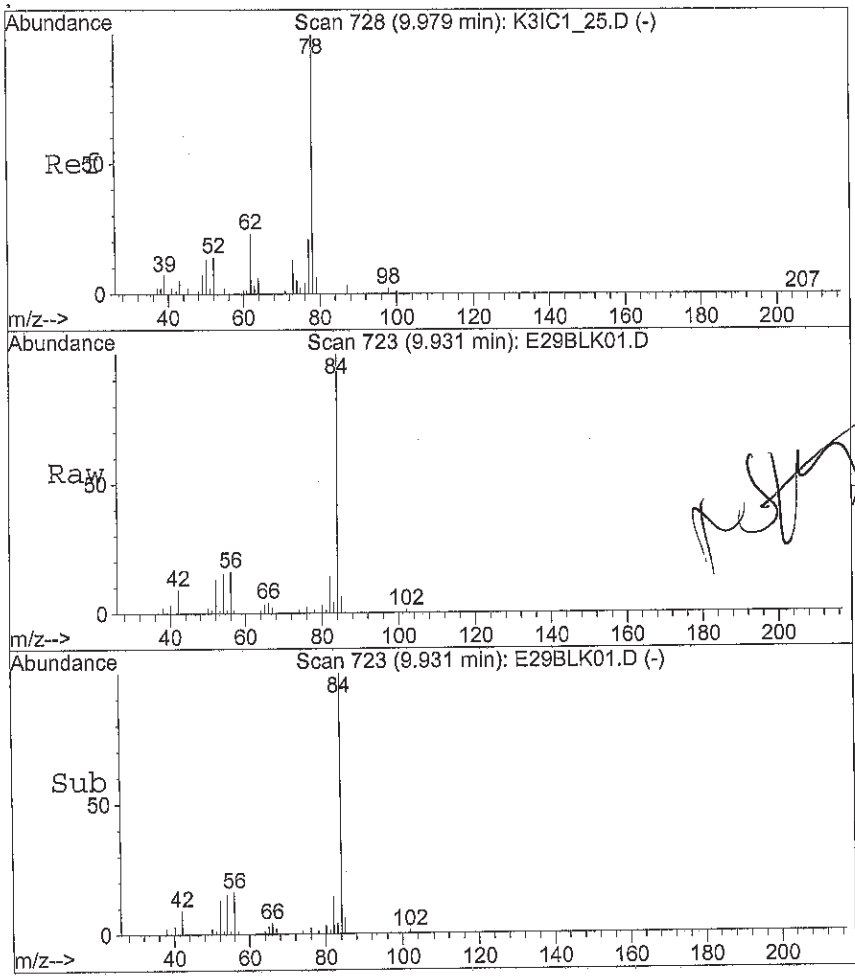

#31
Benzene
Concen: 0.72 ug/L
RT: 9.93 min Scan# 723
Delta R.T. -0.05 min
Lab File: E29BLK01.D
Acq: 29 May 2014 7:39 am

Tgt Ion: 78 Resp: 11166

Ion	Ratio	Lower	Upper
78	100		
51	0.0	14.2	21.2#
77	17.6	16.6	24.8

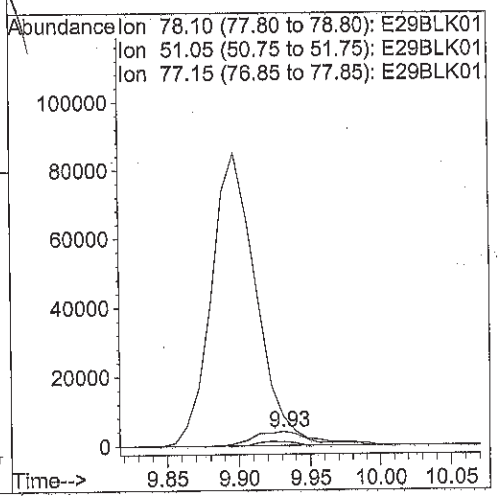

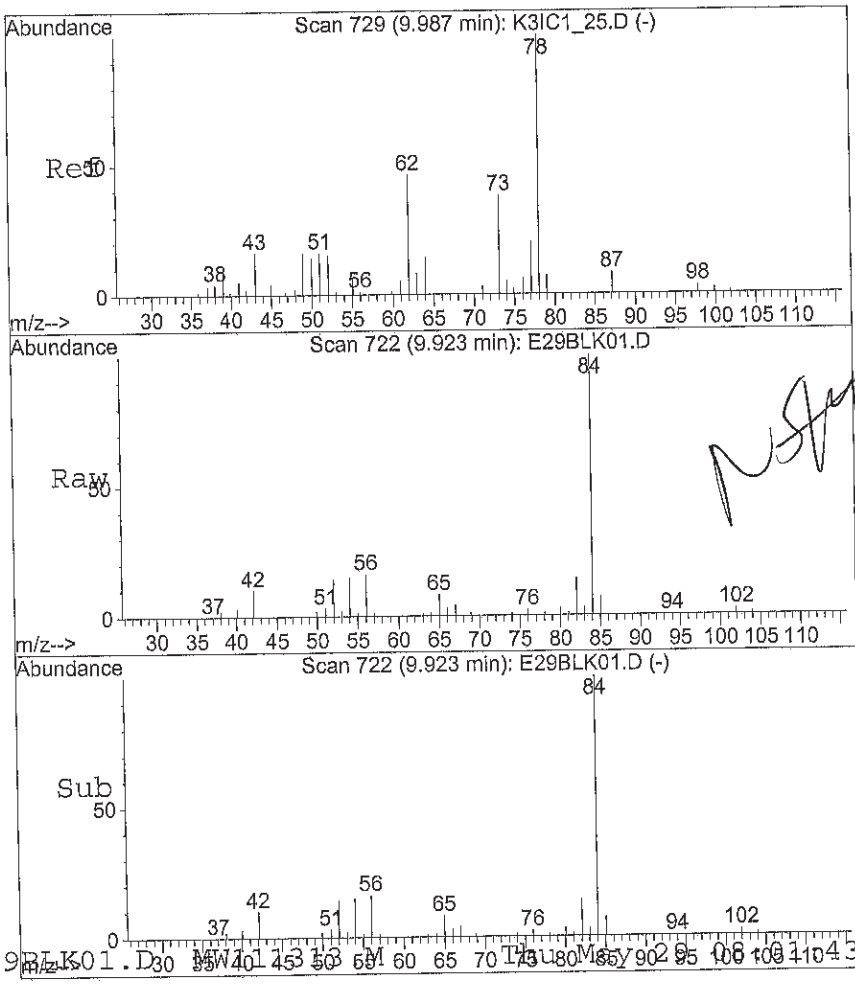

#32
1,2-Dichloroethane
Concen: 1.09 ug/L
RT: 9.92 min Scan# 722
Delta R.T. -0.06 min
Lab File: E29BLK01.D
Acq: 29 May 2014 7:39 am

Tgt Ion: 62 Resp: 5924

Ion	Ratio	Lower	Upper
62	100		
64	206.9	28.0	42.0#
49	0.0	28.5	42.7#
98	0.0	6.2	9.4#

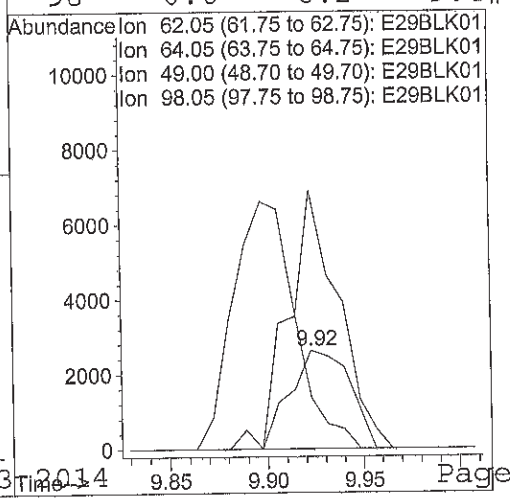

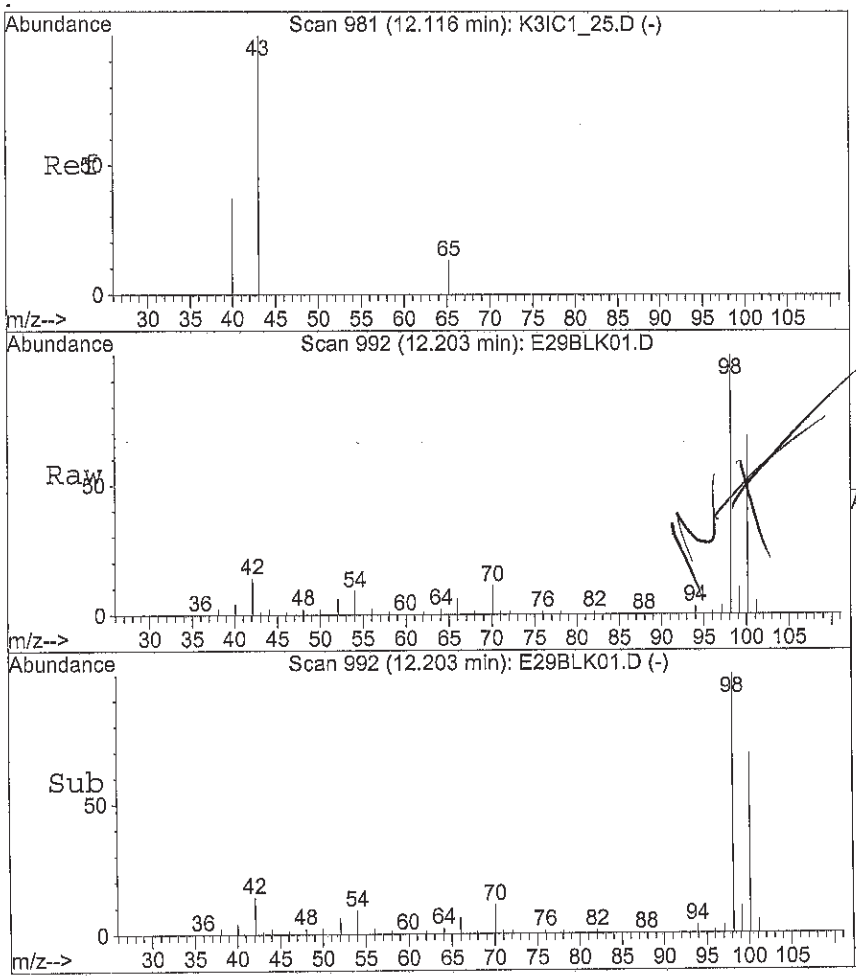

#40
(MIBK) 4-Methyl-2-Pentanone
Concen: 2.80 ug/L
RT: 12.20 min Scan# 992
Delta R.T. 0.09 min
Lab File: E29BLK01.D
Acq: 29 May 2014 7:39 am

Tgt Ion: 43 Resp: 7209

Ion	Ratio	Lower	Upper
43	100		
58	147.8	0.0	0.0#
85	0.0	0.0	0.0
100	13477.8	0.0	0.0#

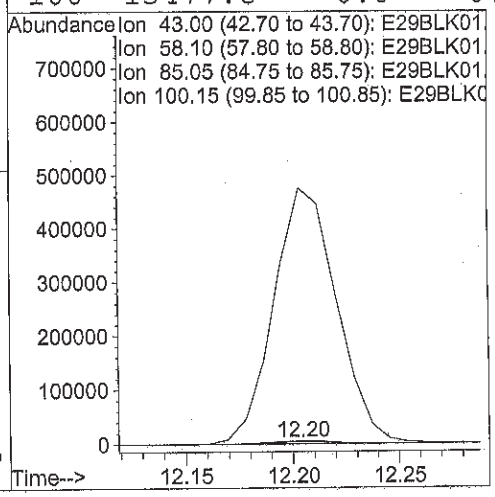

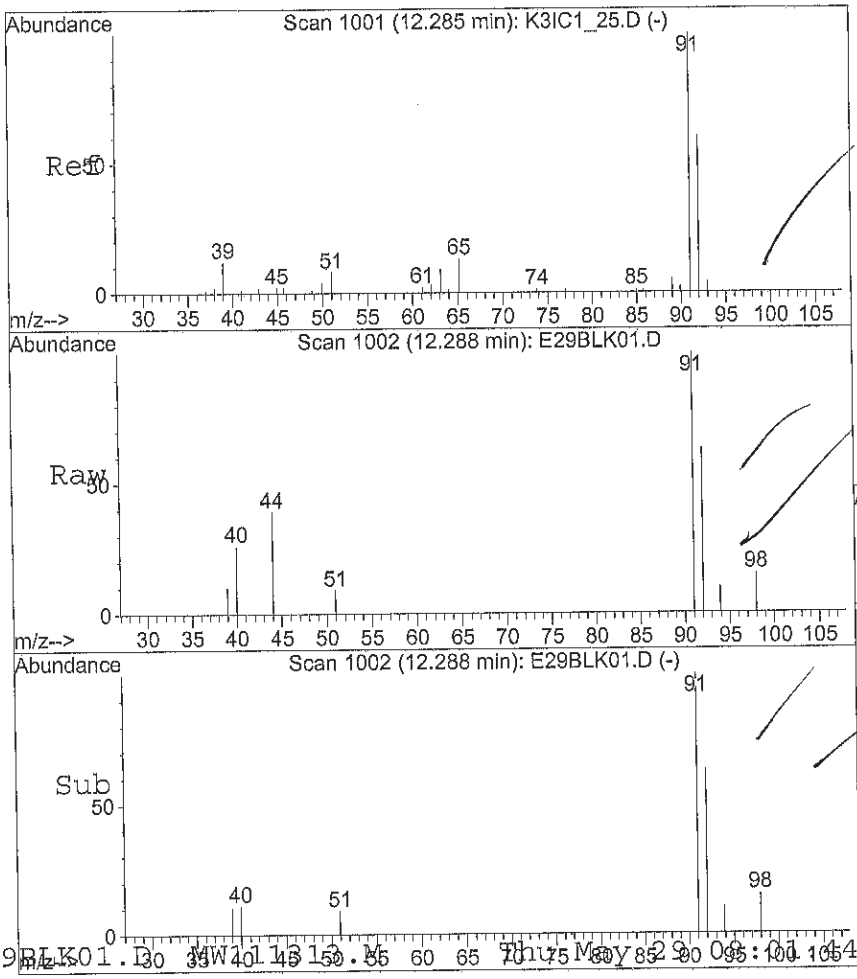

#41
Toluene
Concen: 0.59 ug/L
RT: 12.29 min Scan# 1002
Delta R.T. 0.00 min
Lab File: E29BLK01.D
Acq: 29 May 2014 7:39 am

Tgt Ion: 91 Resp: 10430

Ion	Ratio	Lower	Upper
91	100		
92	52.1	47.4	71.0

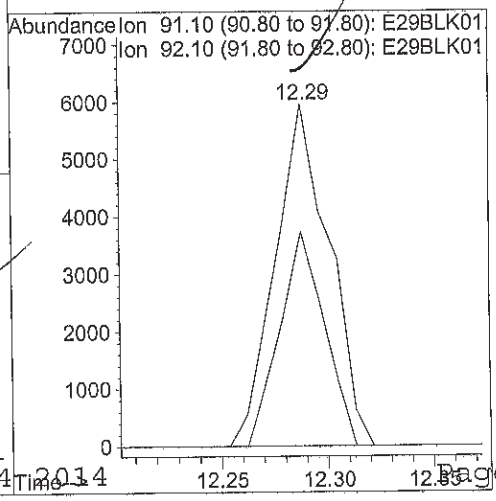

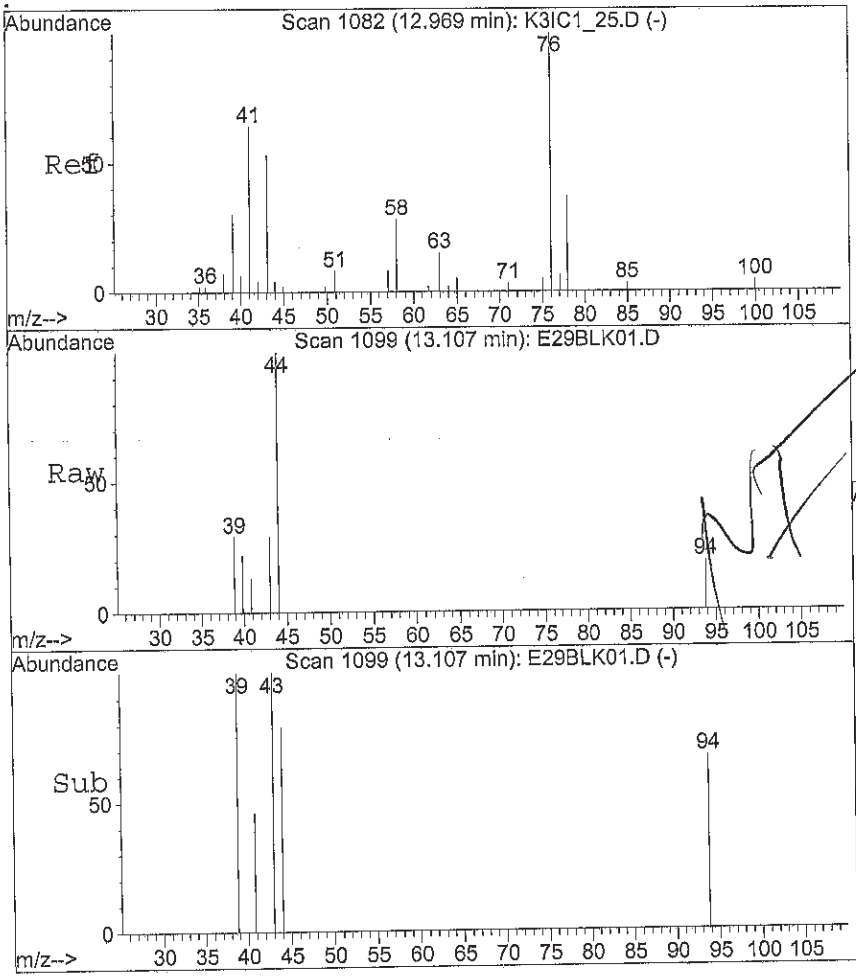

#46
2-Hexanone
Concen: 0.31 ug/L
RT: 13.11 min Scan# 1099
Delta R.T. 0.14 min
Lab File: E29BLK01.D
Acq: 29 May 2014 7:39 am

Tgt Ion: 43 Resp: 860

Ion	Ratio	Lower	Upper
43	100		
58	0.0	40.9	61.3#
100	0.0	5.5	8.3#
85	0.0	4.3	6.5#

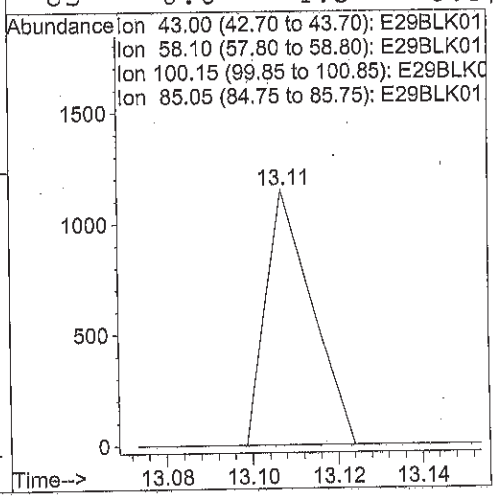

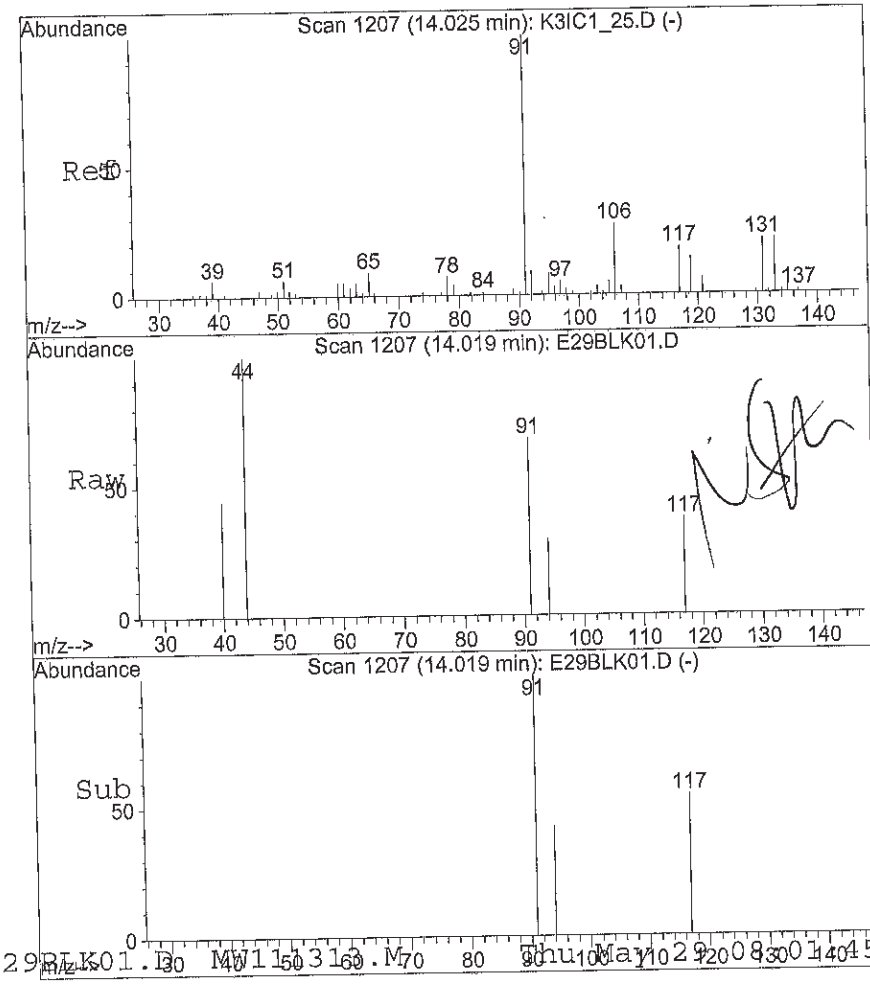

#51
Ethylbenzene
Concen: 0.07 ug/L
RT: 14.02 min Scan# 1207
Delta R.T. -0.01 min
Lab File: E29BLK01.D
Acq: 29 May 2014 7:39 am

Tgt Ion: 91 Resp: 1370

Ion	Ratio	Lower	Upper
91	100		
106	0.0	23.5	35.3#

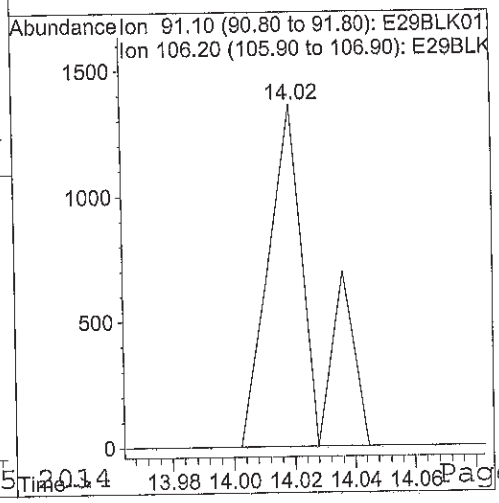

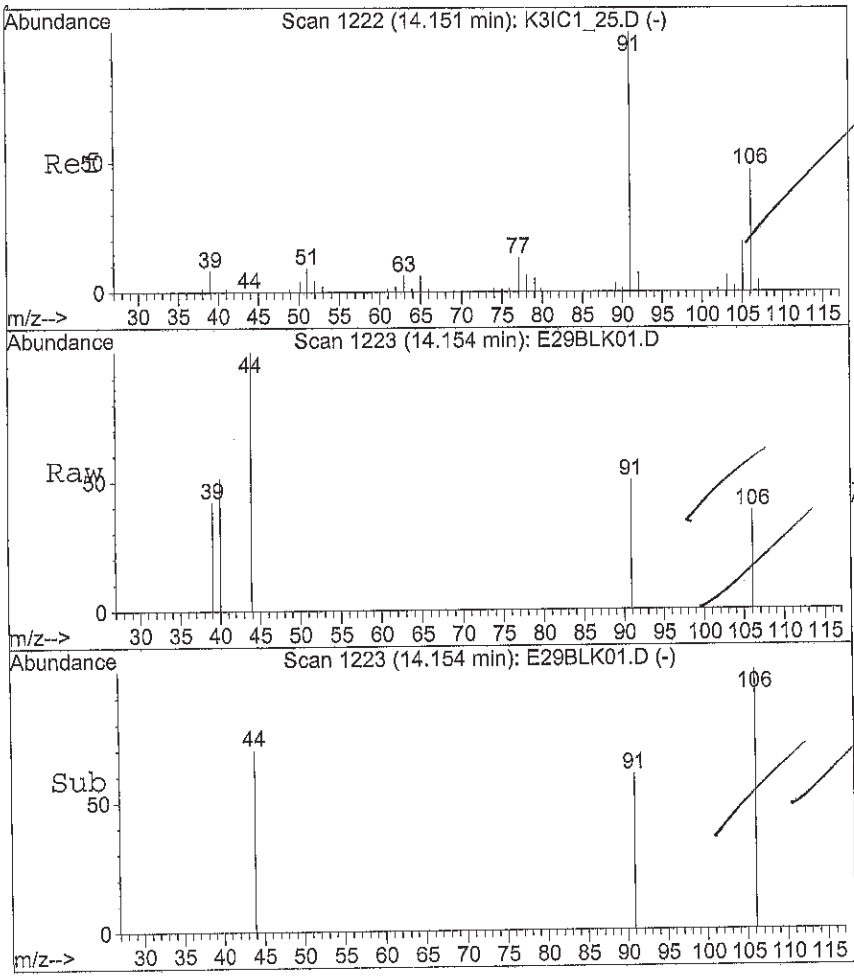

#52
m,p-Xylenes
Concen: 0.20 ug/L
RT: 14.15 min Scan# 1223
Delta R.T. 0.00 min
Lab File: E29BLK01.D
Acq: 29 May 2014 7:39 am

Tgt Ion:106 Resp: 1393

Ion	Ratio	Lower	Upper
106	100		
91	281.3	177.1	265.7#

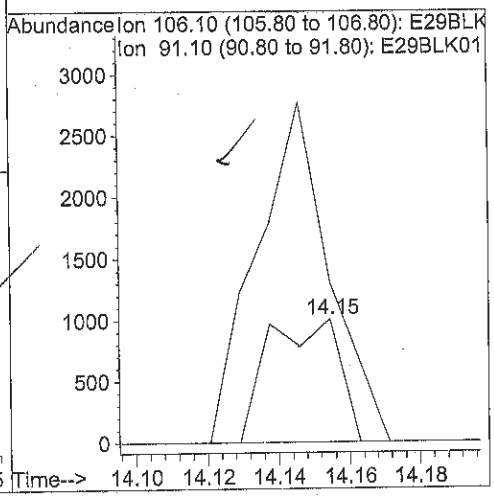

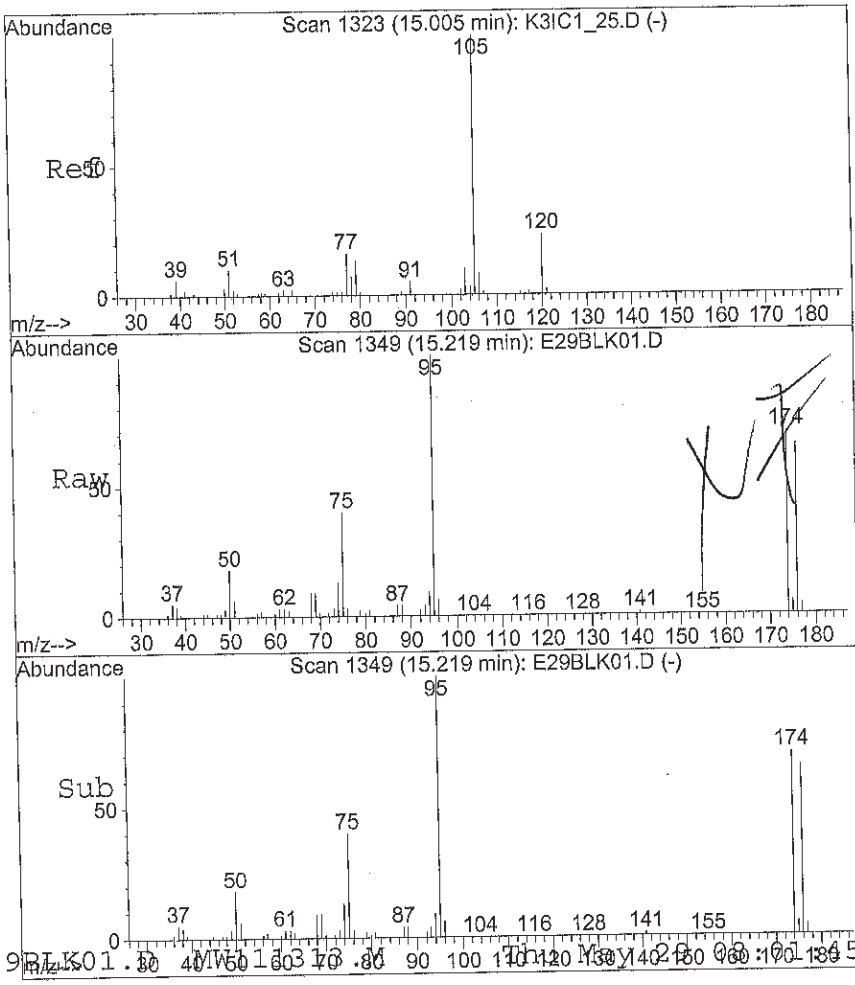

#56
Isopropylbenzene
Concen: 0.08 ug/L
RT: 15.22 min Scan# 1349
Delta R.T. 0.21 min
Lab File: E29BLK01.D
Acq: 29 May 2014 7:39 am

Tgt Ion:105 Resp: 1511

Ion	Ratio	Lower	Upper
105	100		
120	0.0	19.3	28.9#
77	257.6	13.1	19.7#

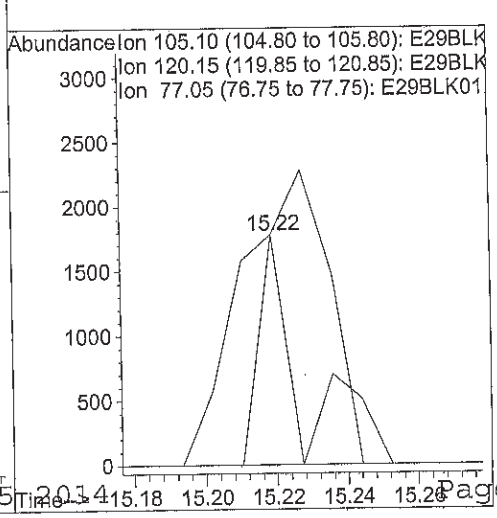

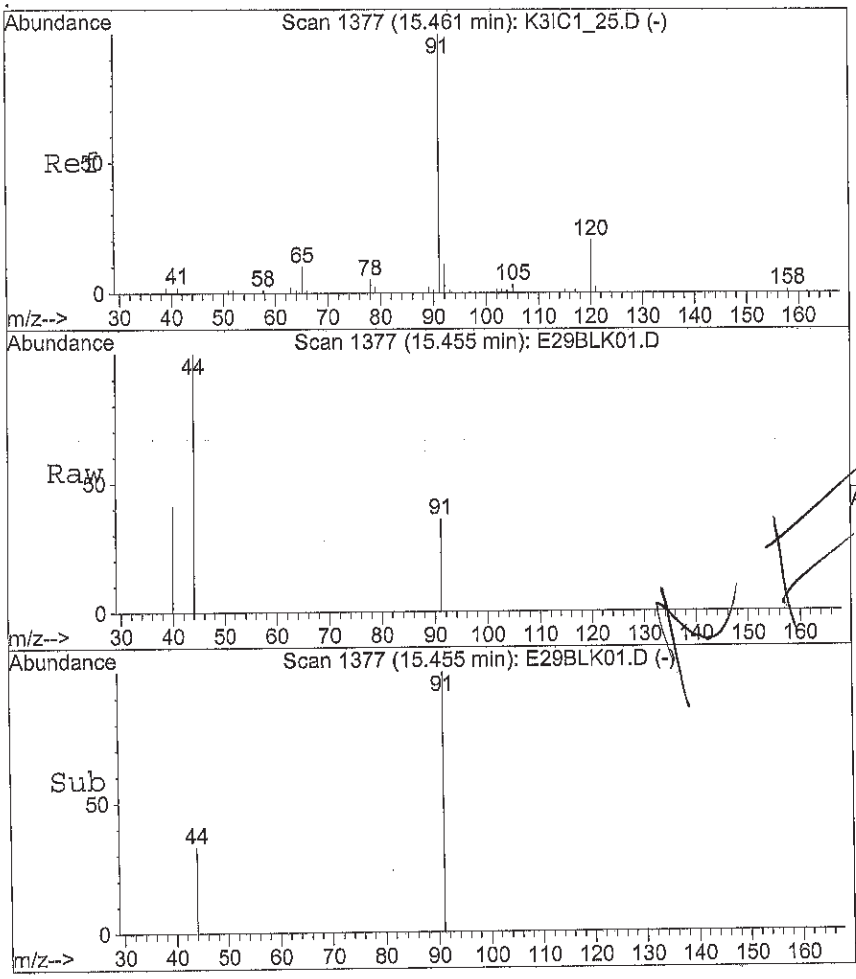

#62
n-Propylbenzene
Concen: 0.04 ug/L
RT: 15.46 min Scan# 1377
Delta R.T. -0.01 min
Lab File: E29BLK01.D
Acq: 29 May 2014 7:39 am

Tgt Ion: 91 Resp: 1255

Ion	Ratio	Lower	Upper
91	100		
120	0.0	16.1	24.1#

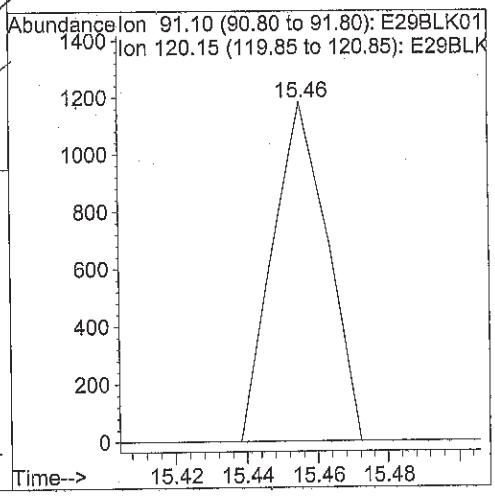

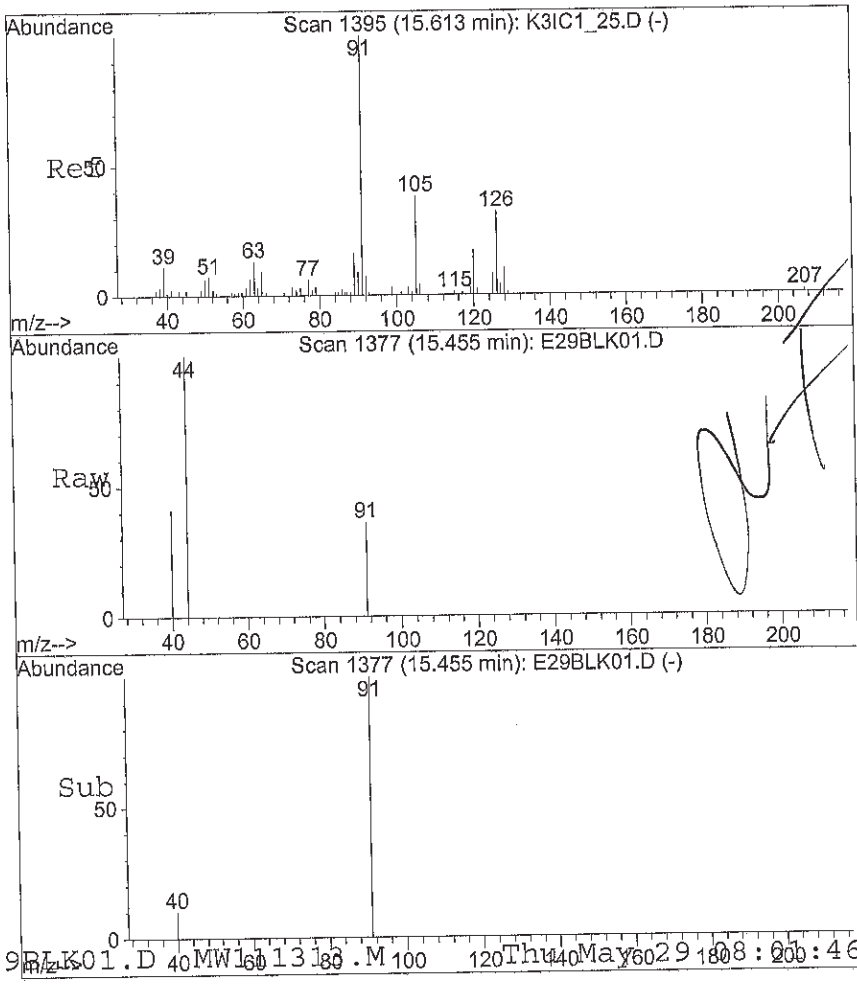

#63
2-Chlorotoluene
Concen: 0.07 ug/L
RT: 15.46 min Scan# 1377
Delta R.T. -0.16 min
Lab File: E29BLK01.D
Acq: 29 May 2014 7:39 am

Tgt Ion: 91 Resp: 1255

Ion	Ratio	Lower	Upper
91	100		
126	0.0	24.0	36.0#

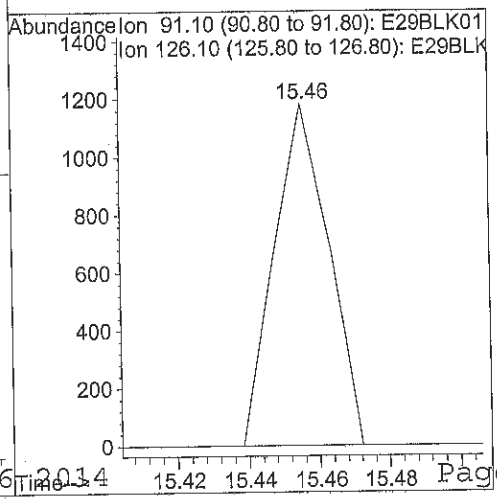

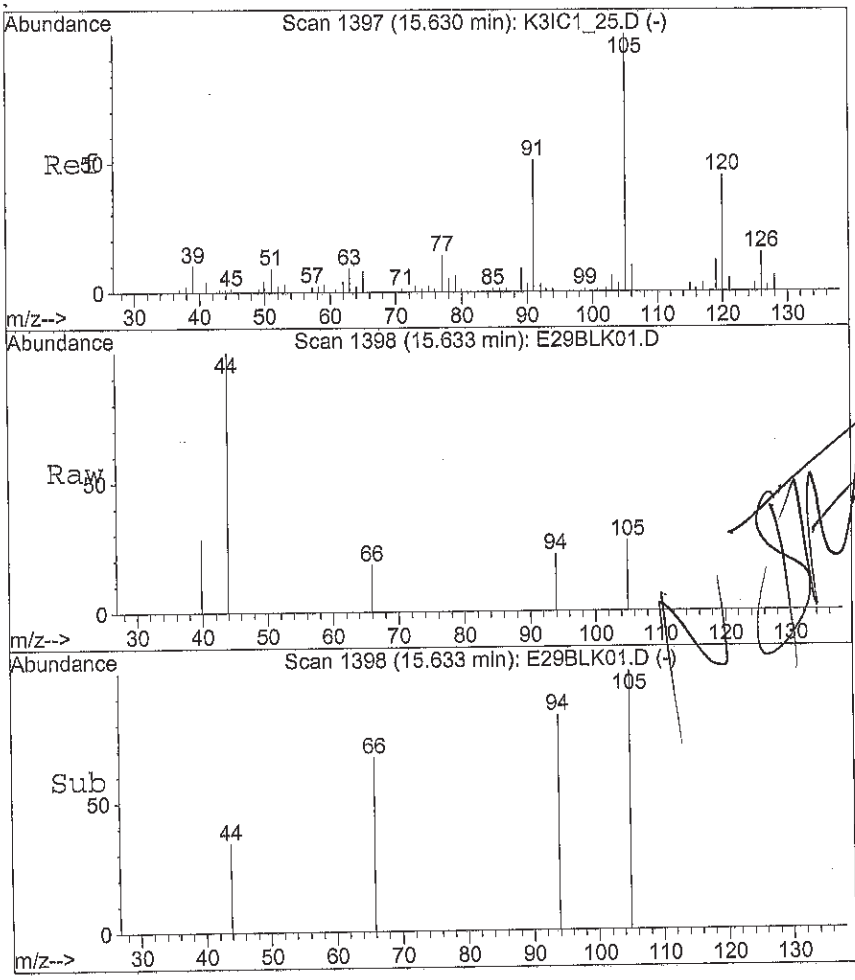

#64
1,3,5-Trimethylbenzene
Concen: 0.08 ug/L
RT: 15.63 min Scan# 1398
Delta R.T. 0.00 min
Lab File: E29BLK01.D
Acq: 29 May 2014 7:39 am

Tgt Ion:105 Resp: 1382

Ion	Ratio	Lower	Upper
105	100		
120	0.0	36.4	54.6#

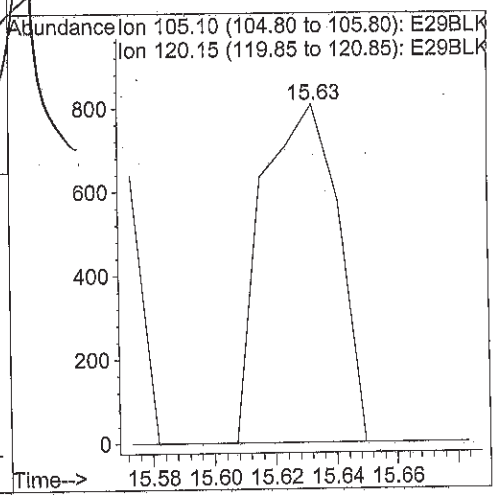

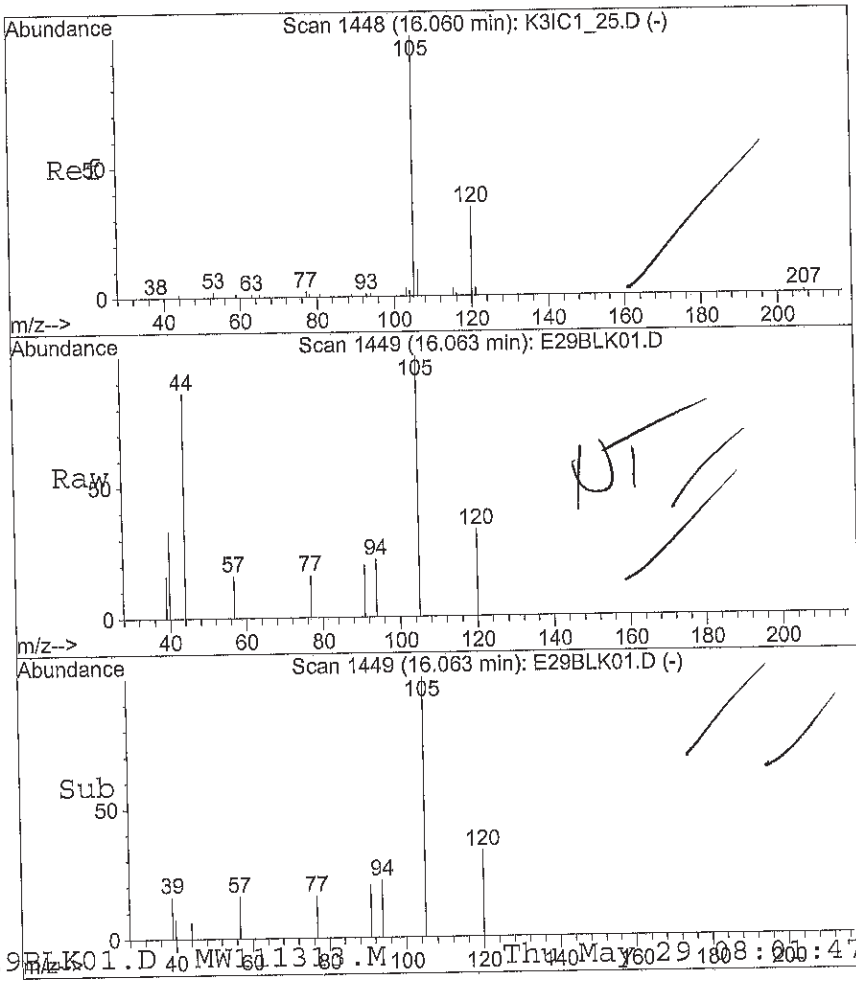

#67
1,2,4-Trimethylbenzene
Concen: 0.28 ug/L
RT: 16.06 min Scan# 1449
Delta R.T. 0.00 min
Lab File: E29BLK01.D
Acq: 29 May 2014 7:39 am

Tgt Ion:105 Resp: 5208

Ion	Ratio	Lower	Upper
105	100		
120	28.0	33.8	50.8#

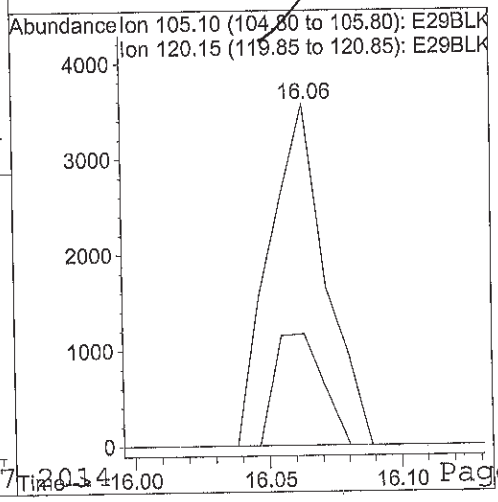

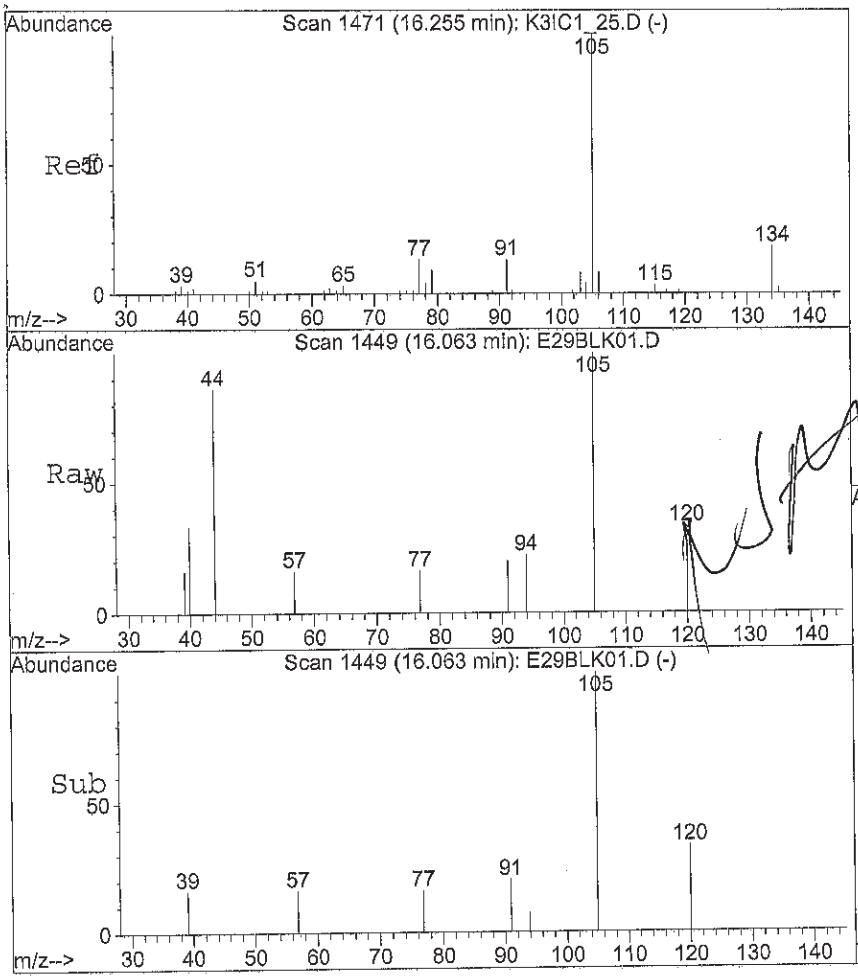

#68
sec-Butylbenzene
Concen: 0.22 ug/L
RT: 16.06 min Scan# 1449
Delta R.T. -0.19 min
Lab File: E29BLK01.D
Acq: 29 May 2014 7:39 am

Tgt Ion:105 Resp: 5208

Ion	Ratio	Lower	Upper
105	100		
134	0.0	13.0	19.6#

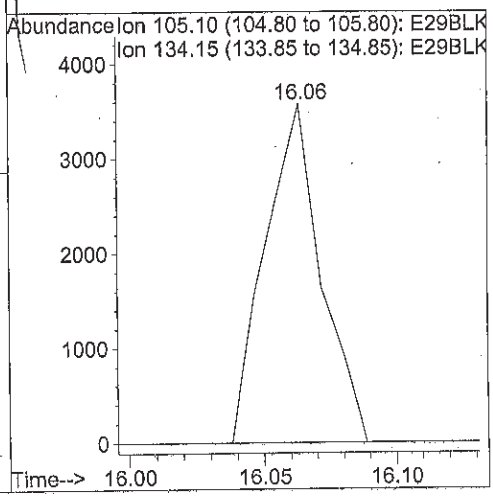

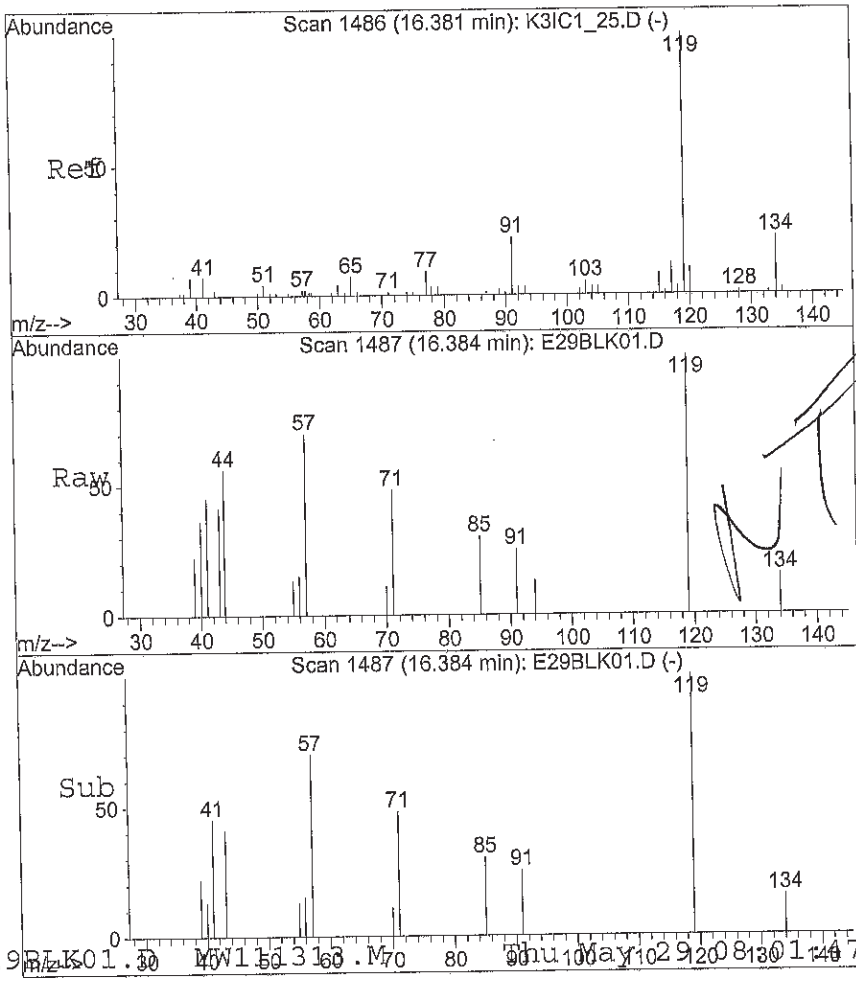

#69
p-Isopropyltoluene
Concen: 0.40 ug/L
RT: 16.38 min Scan# 1487
Delta R.T. 0.00 min
Lab File: E29BLK01.D
Acq: 29 May 2014 7:39 am

Tgt Ion:119 Resp: 7742

Ion	Ratio	Lower	Upper
119	100		
134	15.0	17.4	26.2#
91	19.2	19.6	29.4#

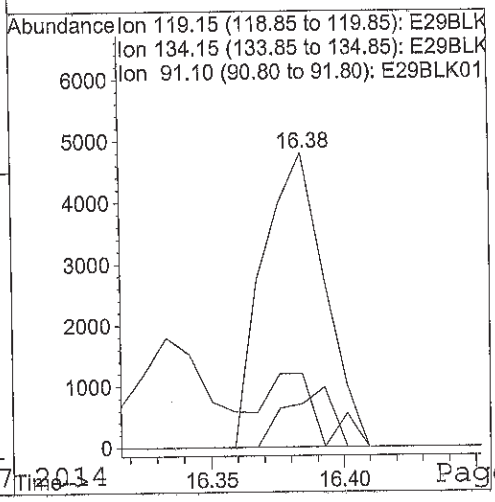

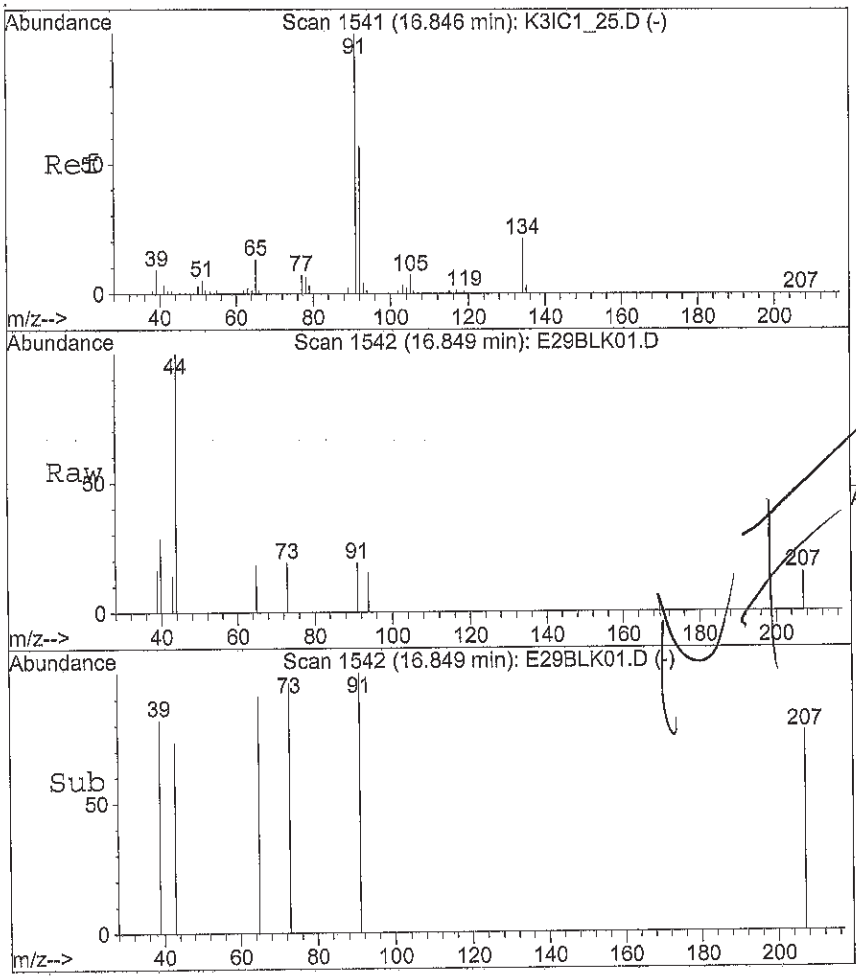

#72
n-Butylbenzene
Concen: 0.02 ug/L
RT: 16.85 min Scan# 1542
Delta R.T. 0.00 min
Lab File: E29BLK01.D
Acq: 29 May 2014 7:39 am

Tgt Ion: 91 Resp: 354

Ion	Ratio	Lower	Upper
91	100		
92	0.0	47.0	70.4#
134	0.0	18.1	27.1#

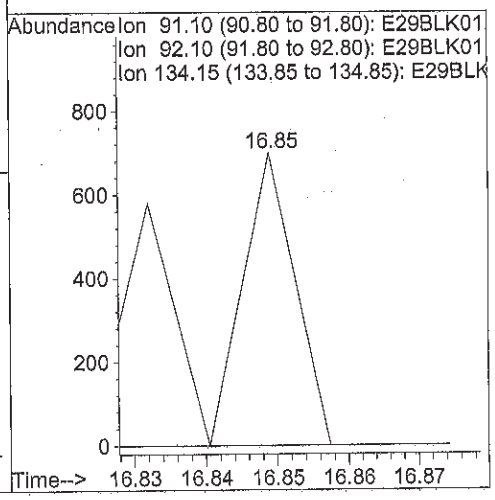

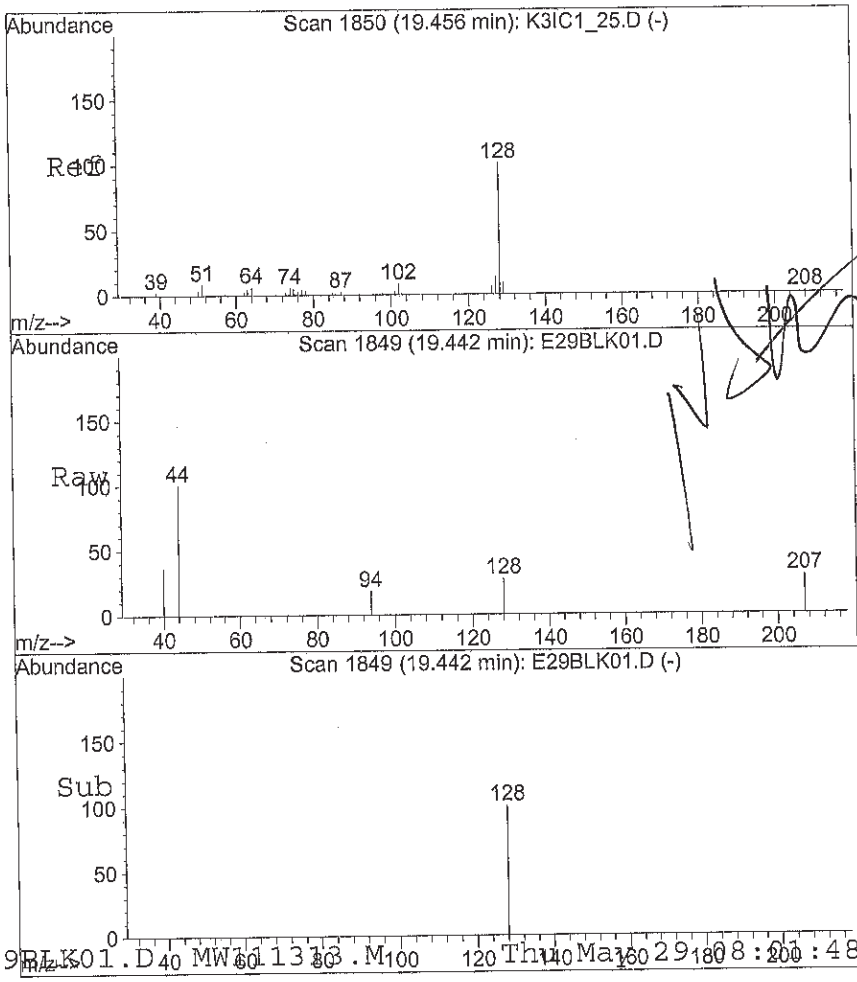

#77
Naphthalene
Concen: 0.05 ug/L
RT: 19.44 min Scan# 1849
Delta R.T. -0.01 min
Lab File: E29BLK01.D
Acq: 29 May 2014 7:39 am

Tgt Ion:128 Resp: 761

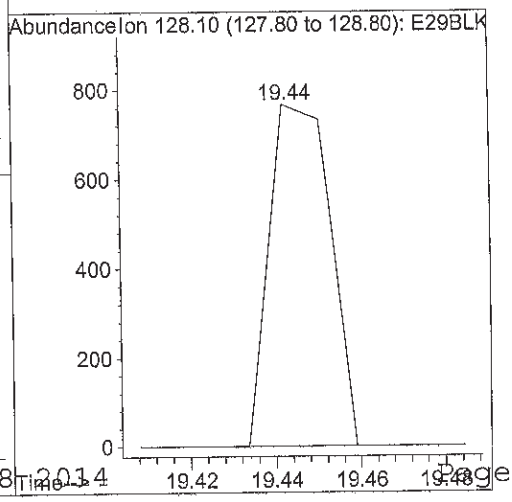

Quantitation Report (Not Reviewed)

Data File : C:\HPCHEM\1\DATA\052914L3\E29BLK01.D Vial: 11
Acq On : 29 May 2014 7:39 am Operator: DN
Sample : 34E2901-BLK1 Inst : GC/MS Ins
Misc : 100cc AMBIENT AIR/H20 Multiplr: 10.00
MS Integration Params: rteint.p
Quant Time: May 29 8:02 19114 Quant Results File: SS072713.RES

Quant Method : C:\HPCHEM\1\METHODS\SS072713.M (RTE Integrator)
Title : 8260B GC/MS #3 ICAL SSSF 07/27/13 DN
Last Update : Mon Nov 18 10:31:39 2013
Response via : Initial Calibration
DataAcq Meth : MW111313

Internal Standards	R.T.	QIon	Response	Conc	Units	Dev(Min)
1) Fluorobenzene (IS)	10.29	96	1637712	12.50	ug/L	-0.02
7) Chlorobenzene-d5 (IS)	13.92	117	1287295	12.50	ug/L	-0.01
10) 1,4-Dichlorobenzene-d4 (IS	16.51	152	712164	12.50	ug/L	0.00
System Monitoring Compounds						
2) Dibromofluoromethane (SU1)	9.43	113	461987	10.85	ug/L	0.00
Spiked Amount 12.500	Range 75 - 125		Recovery = 86.80%			
3) Chloroform-d (SU6)	9.19	84	709597	11.61	ug/L	0.00
Spiked Amount 12.500	Range 70 - 140		Recovery = 92.88%			
4) Methylene Chloride-d2 (SU5	7.07	86	382866	10.72	ug/L	-0.01
Spiked Amount 12.500	Range 70 - 140		Recovery = 85.76%			
5) 1,2-Dichloroethane-d4 (SU2	9.90	65	440900	15.15	ug/L	0.00
Spiked Amount 12.500	Range 75 - 125		Recovery = 121.20%			
6) Benzene-d6 (SU7)	9.92	84	1336050	10.40	ug/L	-0.03
Spiked Amount 12.500	Range 70 - 140		Recovery = 83.20%			
8) Toluene-d8 (SU3)	12.20	98	1438243	11.78	ug/L	-0.02
Spiked Amount 12.500	Range 75 - 125		Recovery = 94.24%			
9) 4-Bromofluorobenzene (SU4)	15.23	95	718141	14.24	ug/L	0.00
Spiked Amount 12.500	Range 75 - 125		Recovery = 113.92%			

Target Compounds Qvalue

(#) = qualifier out of range (m) = manual integration

Quantitation Report

Data File : C:\HPCHEM\1\DATA\052914L3\E29BLK01.D
Acq On : 29 May 2014 7:39 am
Sample : 34E2901-BLK1
Misc : 100cc AMBIENT AIR/H20
MS Integration Params: rteint.p
Quant Time: May 29 8:02 19114

Vial: 11
Operator: DN
Inst : GC/MS Ins
Multiplr: 10.00

Quant Results File: SS072713.RES

Method : C:\HPCHEM\1\METHODS\SS072713.M (RTE Integrator)
Title : 8260B GC/MS #3 ICAL SSSF 07/27/13 DN
Last Update : Mon Nov 18 10:31:39 2013
Response via : Initial Calibration



RAW DATA FOR ANALYZED SAMPLES INCLUDING CHROMATOGRAMS, QUANTITATION REPORTS AND SPECTRA

Quantitation Report (Not Reviewed)

Data File : C:\HPCHEM\1\DATA\052914L3\E2900001.D Vial: 11
Acq On : 29 May 2014 8:11 am Operator: DN
Sample : 3E42901-01 Inst : GC/MS Ins
Misc : 100cc Equipment Blank Multiplr: 10.00
MS Integration Params: rteint.p
Quant Time: May 29 8:33 19114 Quant Results File: MW111313.RES

Quant Method : C:\HPCHEM\1\METHODS\MW111313.M (RTE Integrator)
Title : 8260B GC/MS #3 ICAL 11/13/13 DN
Last Update : Wed Nov 13 19:38:32 2013
Response via : Initial Calibration
DataAcq Meth : MW111313

Internal Standards	R.T.	QIon	Response	Conc Units	Dev(Min)
1) Fluorobenzene (IS)	10.29	96	1446066	12.50 ug/L	0.00
38) Chlorobenzene-d5 (IS)	13.92	117	1151739	12.50 ug/L	0.00
59) 1,4-Dichlorobenzene-d4 (IS	16.52	152	631317	12.50 ug/L	0.00
System Monitoring Compounds					
2) Dibromofluoromethane (SU1)	9.43	113	425314	11.79 ug/L	0.00
Spiked Amount 12.500	Range 75 - 125		Recovery =	94.32%	
28) 1,2-Dichloroethane-d4 (SU2	9.90	65	415497	12.12 ug/L	0.00
Spiked Amount 12.500	Range 75 - 125		Recovery =	96.96%	
39) Toluene-d8 (SU3)	12.21	98	1298038	12.08 ug/L	0.00
Spiked Amount 12.500	Range 75 - 125		Recovery =	96.64%	
58) 4-Bromofluorobenzene (SU4)	15.22	95	625891	13.29 ug/L	0.00
Spiked Amount 12.500	Range 75 - 125		Recovery =	106.32%	
Target Compounds					Qvalue
4) Chloromethane	4.39	50	5990	1.25 ~~ug/L~~ #	41
6) Bromomethane	5.06	96	631	-1.38 ~~ug/L~~ #	1
7) Chloroethane	5.25	64	2249	2.56 ~~ug/L~~ #	32
11) Acetone	6.46	58	2410	179.45 ~~ug/L~~ #	1
12) (IPA) Leak Check Compound	6.46	45	285364	1642.23 ~~ug/L~~ #	83
14) Methylene Chloride	7.06	84	5760	1.45 ~~ug/L~~ #	1
15) (TBA) tert-Butanol	7.16	59	1201	4.87 ~~ug/L~~ #	77
20) 2,2-Dichloropropane	8.83	77	274	0.05 ~~ug/L~~ #	1
24) Chloroform	9.21	83	2796	0.37 ~~ug/L~~	94
29) 1,1-Dichloropropene	9.92	75	364	0.07 ~~ug/L~~ #	1
31) Benzene	9.92	78	9506	0.70 ~~ug/L~~ #	1
32) 1,2-Dichloroethane	9.92	62	5008	1.04 ~~ug/L~~ #	1
40) (MIBK) 4-Methyl-2-Pentanon	12.20	43	7212	3.14 ~~ug/L~~ #	100
41) Toluene	12.29	91	1289	0.08 ~~ug/L~~ #	51
46) 2-Hexanone	13.06	43	301	0.12 ~~ug/L~~ #	37
51) Ethylbenzene	14.02	91	797	0.04 ~~ug/L~~ #	45
54) Styrene	14.64	104	1255	-0.74 ~~ug/L~~ #	40
56) Isopropylbenzene	15.23	105	1037	0.06 ~~ug/L~~ #	1
62) n-Propylbenzene	15.23	91	1856	0.07 ~~ug/L~~ #	56
68) sec-Butylbenzene	16.35	105	267	0.01 ~~ug/L~~ #	62
69) p-Isopropyltoluene	16.50	119	262	0.02 ~~ug/L~~ #	1
72) n-Butylbenzene	16.79	91	316	0.02 ~~ug/L~~ #	30

(#) = qualifier out of range (m) = manual integration

Quantitation Report (Not Reviewed)

Data File : C:\HPCHEM\1\DATA\052914L3\E2900001.D Vial: 11
Acq On : 29 May 2014 8:11 am Operator: DN
Sample : 3E42901-01 Inst : GC/MS Ins
Misc : 100cc Equipment Blank Multiplr: 10.00
MS Integration Params: rteint.p
Quant Time: May 29 8:33 19114 Quant Results File: MW111313.RES

Quant Method : C:\HPCHEM\1\METHODS\MW111313.M (RTE Integrator)
Title : 8260B GC/MS #3 ICAL 11/13/13 DN
Last Update : Wed Nov 13 19:38:32 2013
Response via : Initial Calibration
DataAcq Meth : MW111313

Compound	R.T.	QIon	Response	Conc	Unit	Qvalue

(#) = qualifier out of range (m) = manual integration

Quantitation Report

Data File : C:\HPCHEM\1\DATA\052914L3\E2900001.D Vial: 11
Acq On : 29 May 2014 8:11 am Operator: DN
Sample : 3E42901-01 Inst : GC/MS Ins
Misc : 100cc Equipment Blank Multiplr: 10.00
MS Integration Params: rteint.p
Quant Time: May 29 8:33 19114 Quant Results File: MW111313.RES

Method : C:\HPCHEM\1\METHODS\MW111313.M (RTE Integrator)
Title : 8260B GC/MS #3 ICAL 11/13/13 DN
Last Update : Wed Nov 13 19:38:32 2013
Response via : Initial Calibration

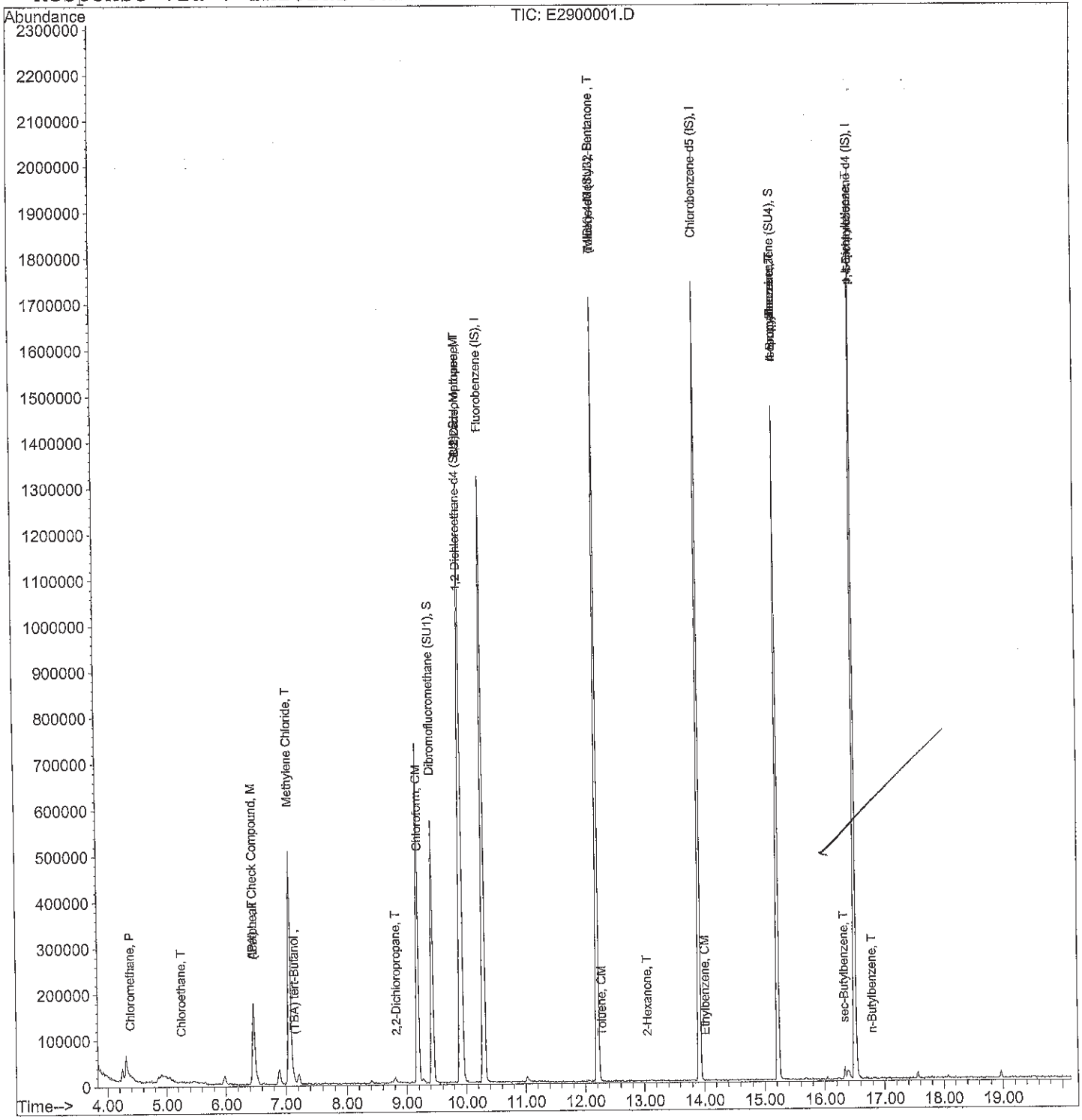

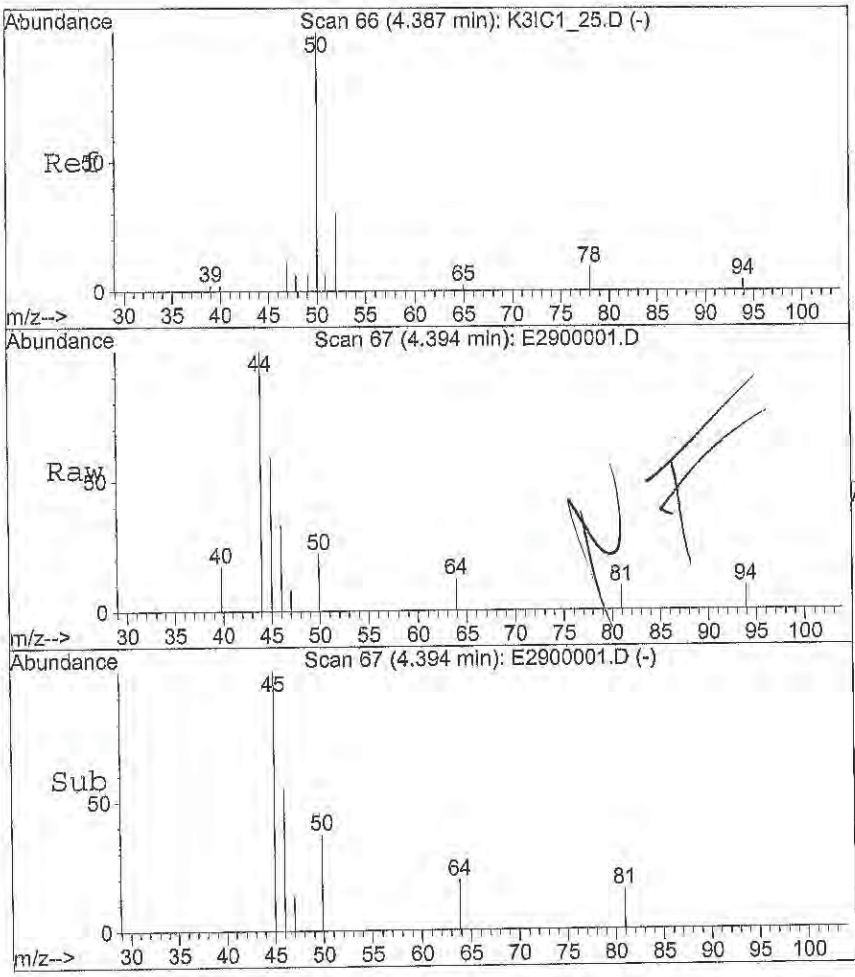

#4
Chloromethane
Concen: 1.25 ug/L
RT: 4.39 min Scan# 67
Delta R.T. 0.01 min
Lab File: E2900001.D
Acq: 29 May 2014 8:11 am

Tgt Ion: 50 Resp: 5990

Ion	Ratio	Lower	Upper
50	100		
52	0.0	26.9	40.3#

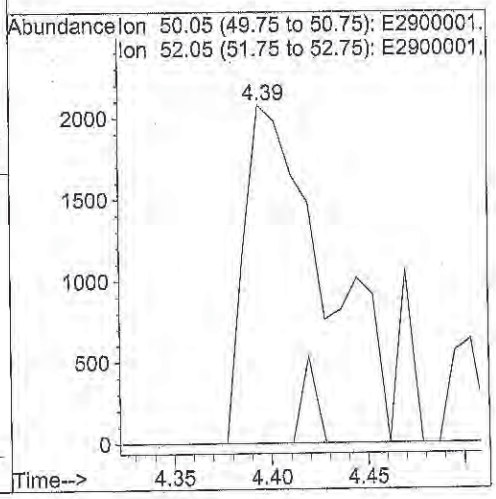

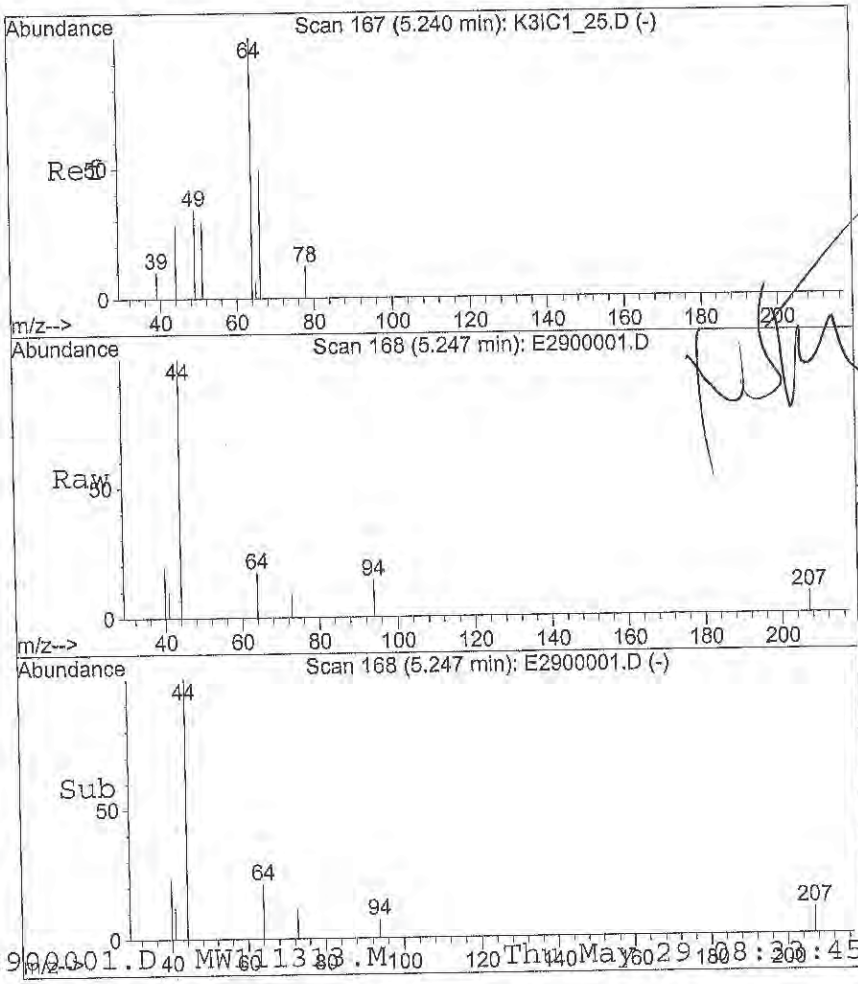

#7
Chloroethane
Concen: 2.56 ug/L
RT: 5.25 min Scan# 168
Delta R.T. 0.01 min
Lab File: E2900001.D
Acq: 29 May 2014 8:11 am

Tgt Ion: 64 Resp: 2249

Ion	Ratio	Lower	Upper
64	100		
66	0.0	35.4	53.0#

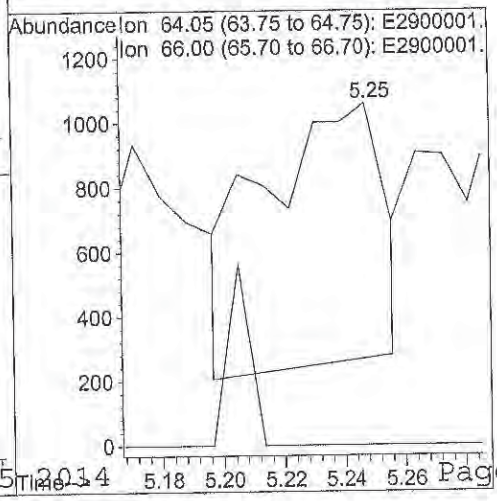

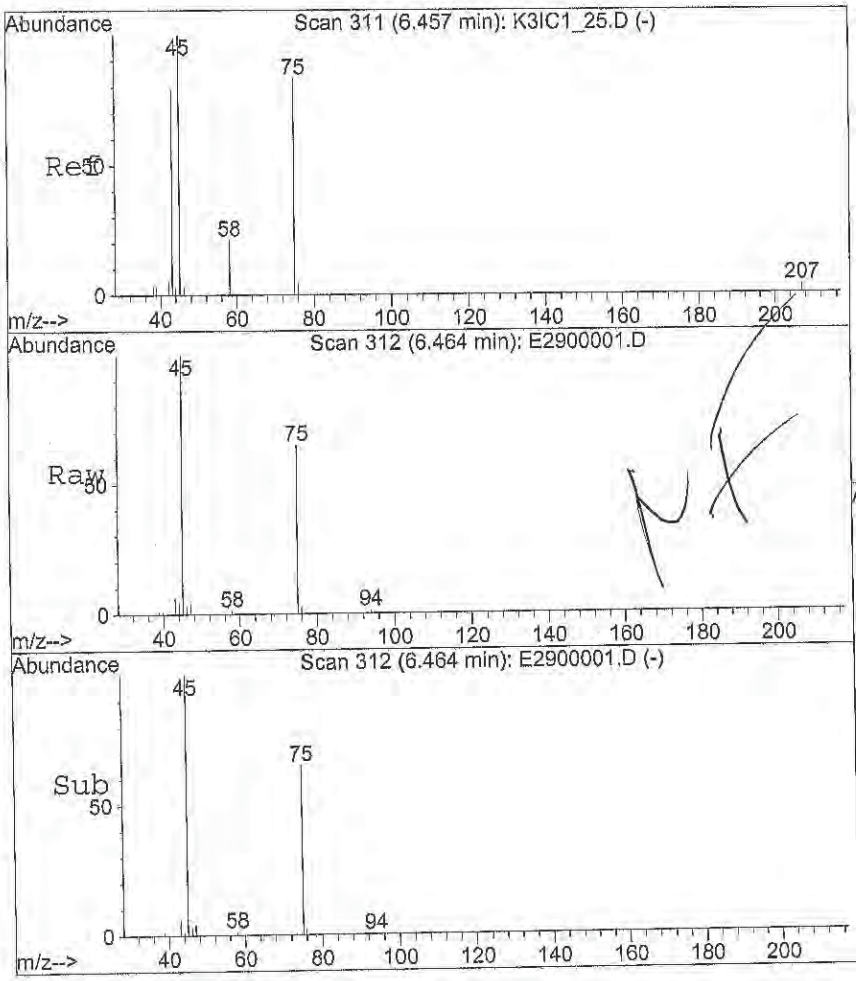

#11
Acetone
Concen: 179.45 ug/L
RT: 6.46 min Scan# 312
Delta R.T. 0.01 min
Lab File: E2900001.D
Acq: 29 May 2014 8:11 am

Tgt Ion: 58 Resp: 2410

Ion	Ratio	Lower	Upper
58	100		
43	782.0	360.9	541.3#

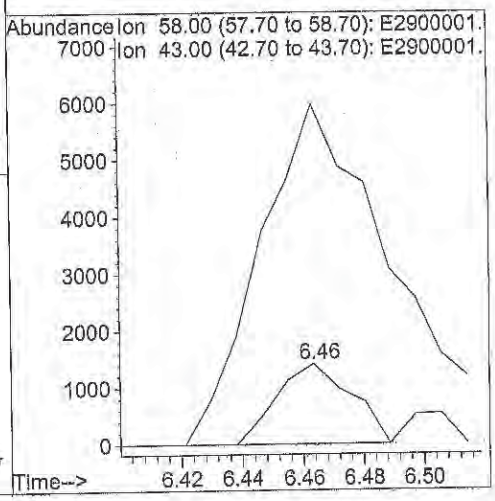

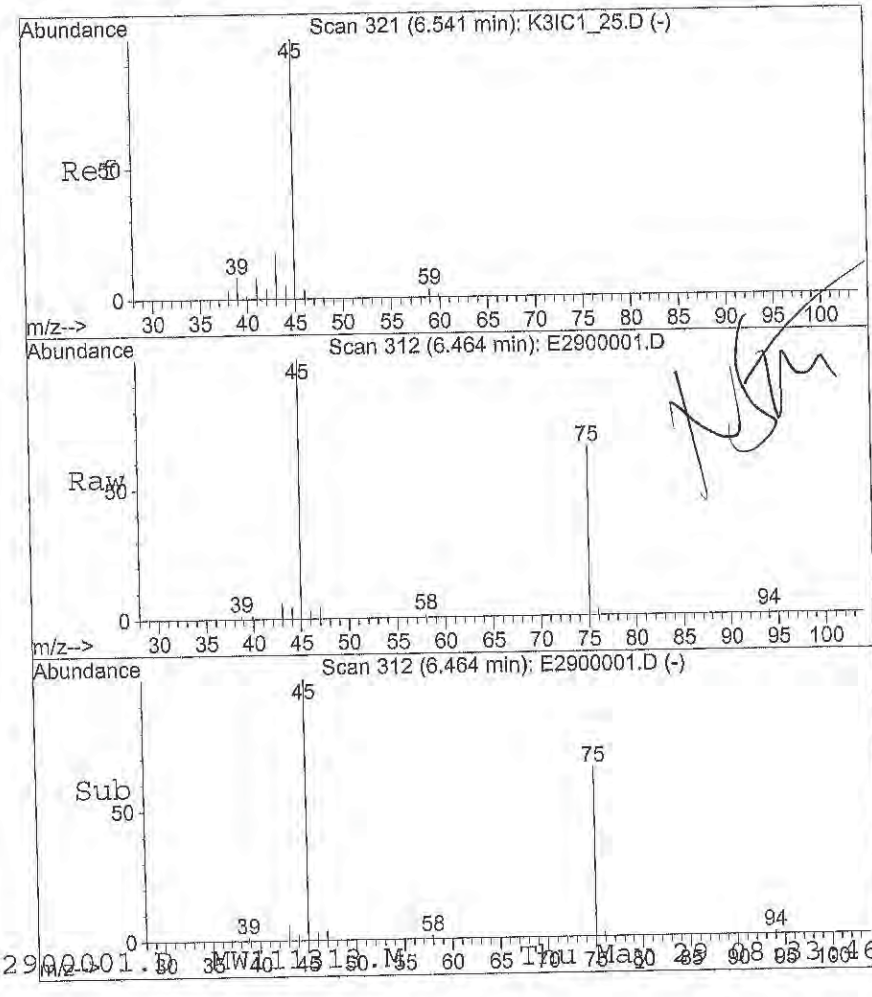

#12
(IPA) Leak Check Compound
Concen: 1642.23 ug/L
RT: 6.46 min Scan# 312
Delta R.T. -0.08 min
Lab File: E2900001.D
Acq: 29 May 2014 8:11 am

Tgt Ion: 45 Resp: 285364

Ion	Ratio	Lower	Upper
45	100		
39	0.3	4.9	7.3#

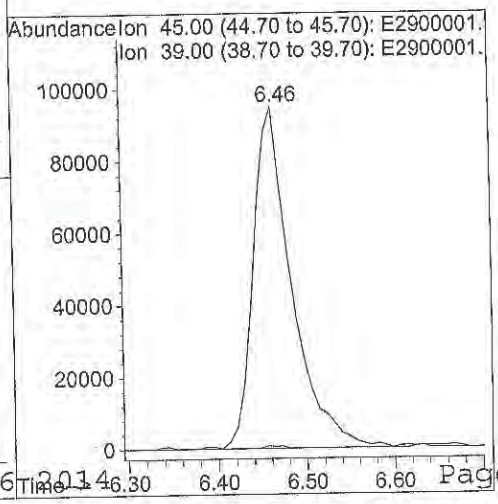

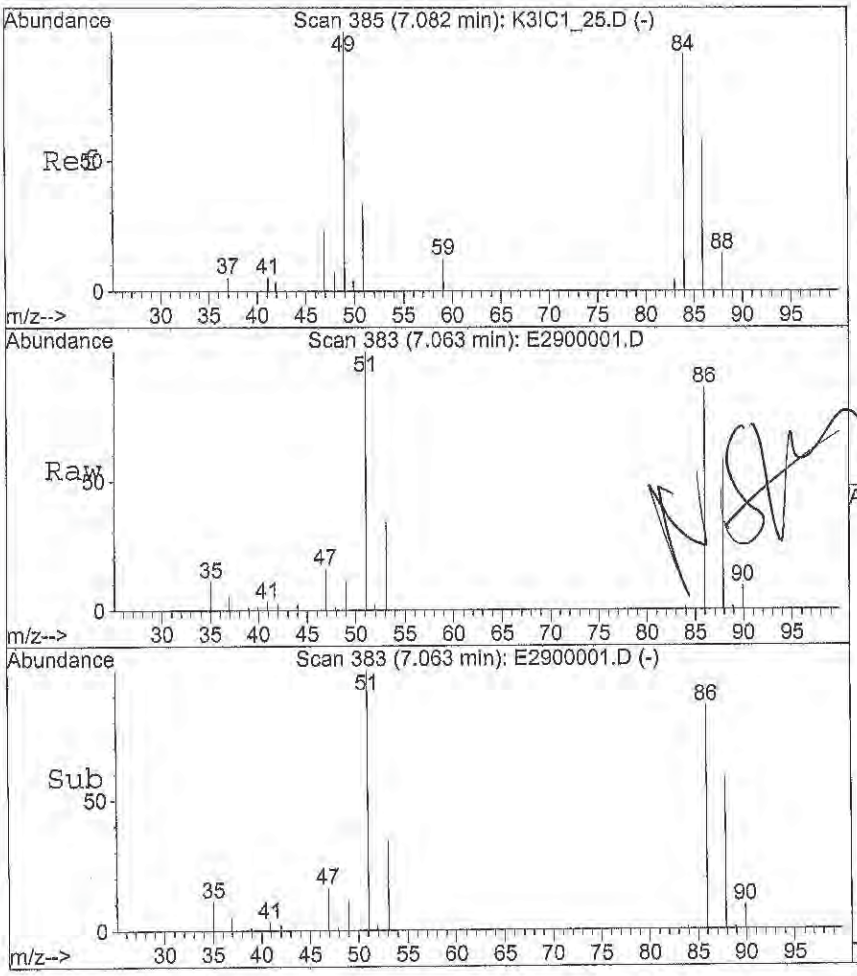

#14
Methylene Chloride
Concen: 1.45 ug/L
RT: 7.06 min Scan# 383
Delta R.T. -0.02 min
Lab File: E2900001.D
Acq: 29 May 2014 8:11 am

Tgt Ion: 84 Resp: 5760

Ion	Ratio	Lower	Upper
84	100		
49	863.0	89.8	134.6#
86	6493.7	51.1	76.7#
51	7613.2	28.5	42.7#

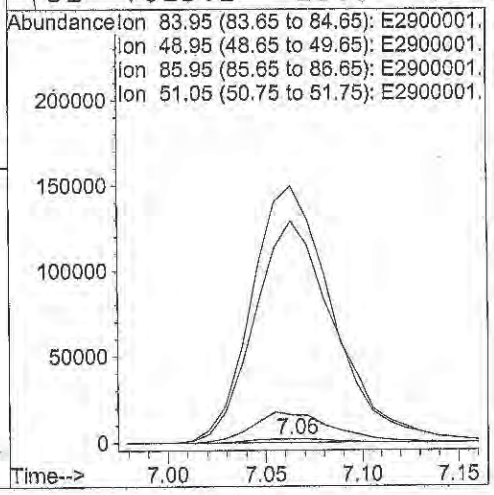

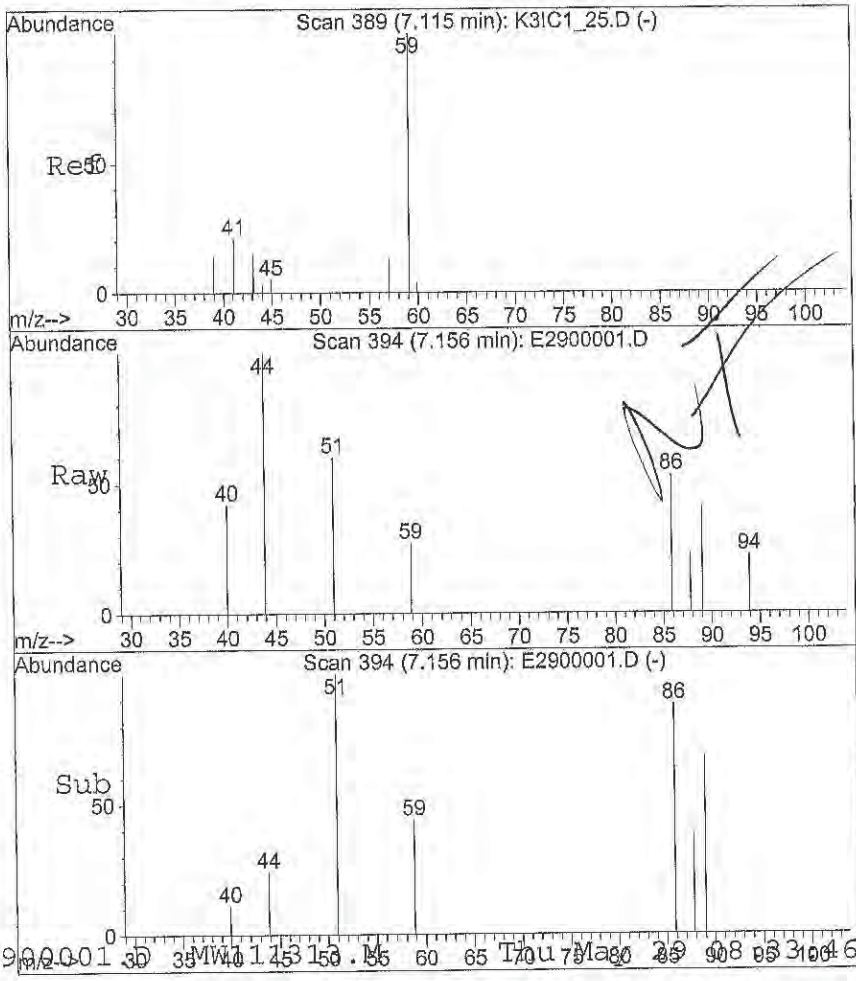

#15
(TBA) tert-Butanol
Concen: 4.87 ug/L
RT: 7.16 min Scan# 394
Delta R.T. 0.04 min
Lab File: E2900001.D
Acq: 29 May 2014 8:11 am

Tgt Ion: 59 Resp: 1201

Ion	Ratio	Lower	Upper
59	100		
57	0.0	6.4	9.6#

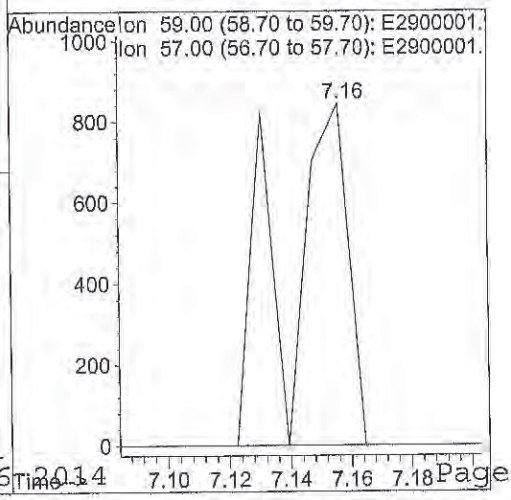

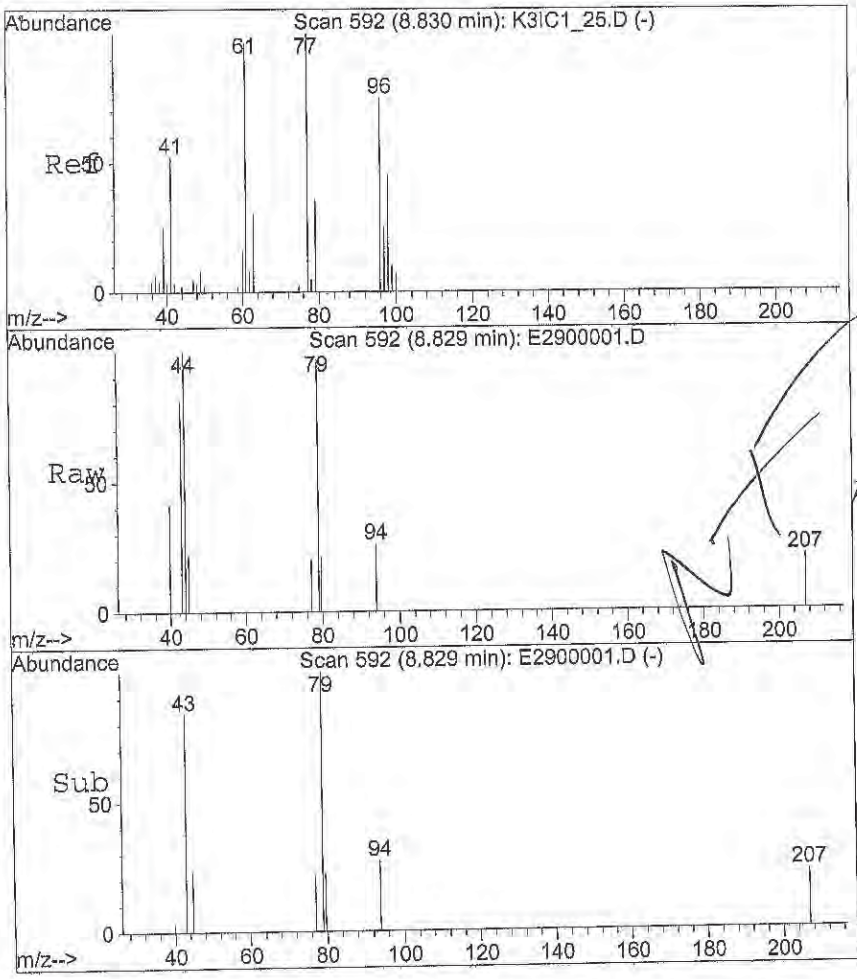

#20
2,2-Dichloropropane
Concen: 0.05 ug/L
RT: 8.83 min Scan# 592
Delta R.T. -0.00 min
Lab File: E2900001.D
Acq: 29 May 2014 8:11 am

Tgt Ion: 77 Resp: 274

Ion	Ratio	Lower	Upper
77	100		
79	5173.4	26.6	40.0#
97	0.0	18.9	28.3#
41	0.0	42.6	64.0#

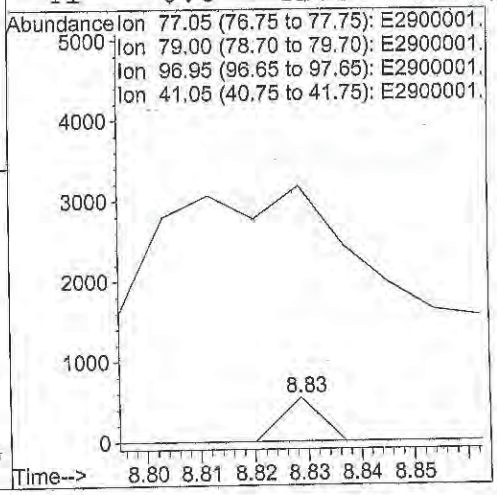

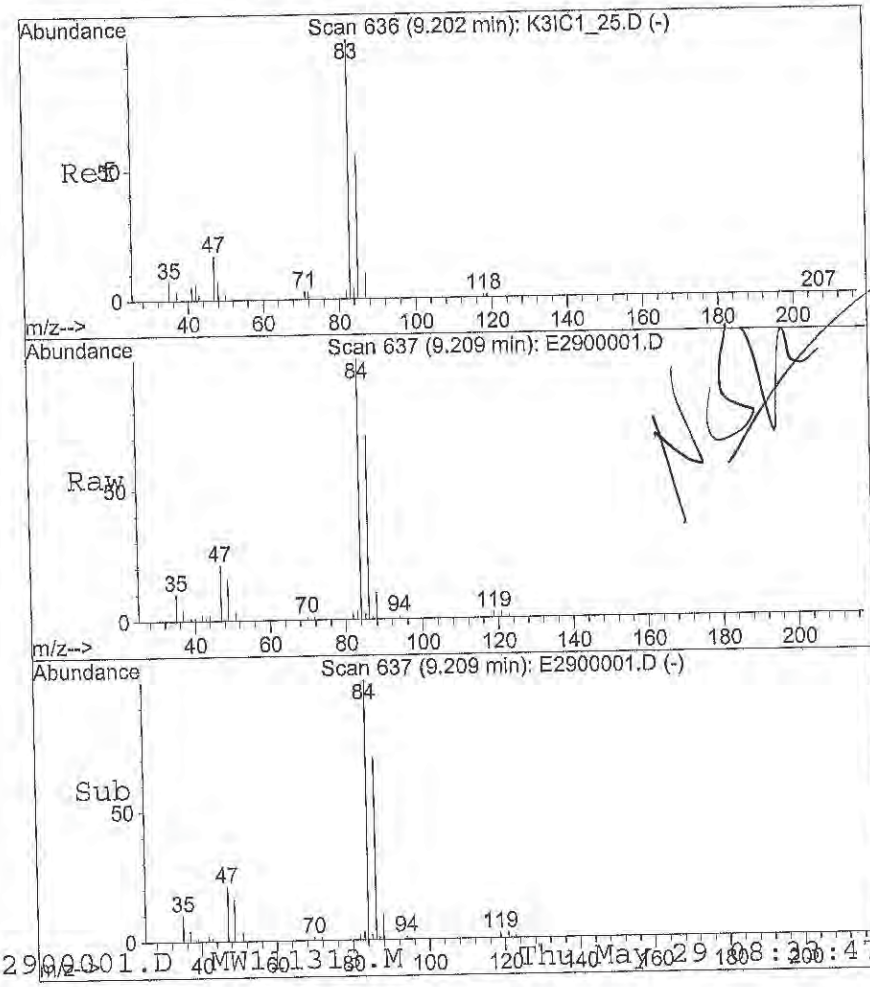

#24
Chloroform
Concen: 0.37 ug/L
RT: 9.21 min Scan# 637
Delta R.T. 0.01 min
Lab File: E2900001.D
Acq: 29 May 2014 8:11 am

Tgt Ion: 83 Resp: 2796

Ion	Ratio	Lower	Upper
83	100		
85	69.7	51.8	77.6

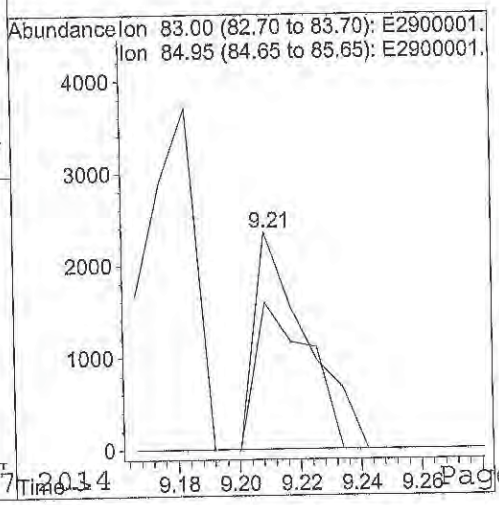

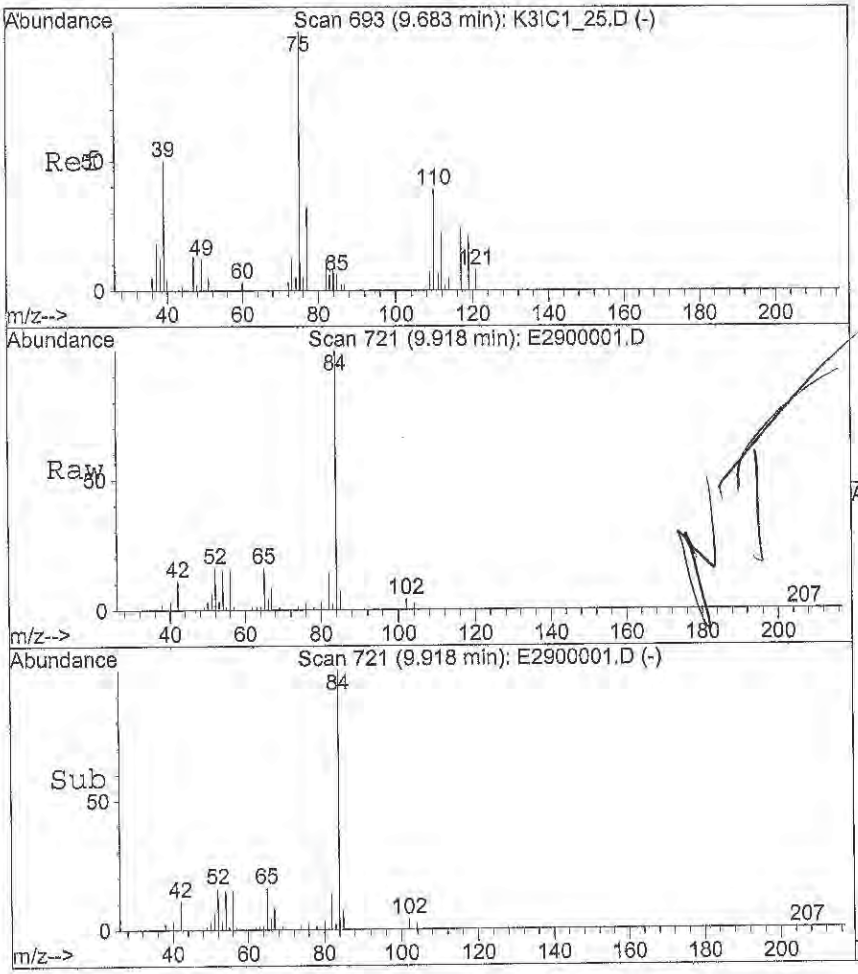

#29
1,1-Dichloropropene
Concen: 0.07 ug/L
RT: 9.92 min Scan# 721
Delta R.T. 0.24 min
Lab File: E2900001.D
Acq: 29 May 2014 8:11 am

Tgt Ion: 75	Resp:	364	
Ion	Ratio	Lower	Upper
75	100		
110	0.0	29.0	43.6#
77	495.3	25.0	37.4#

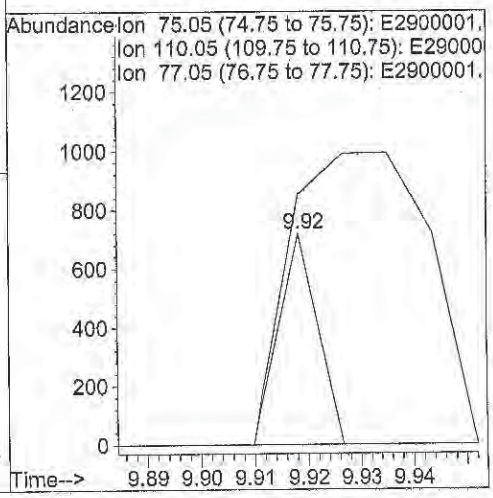

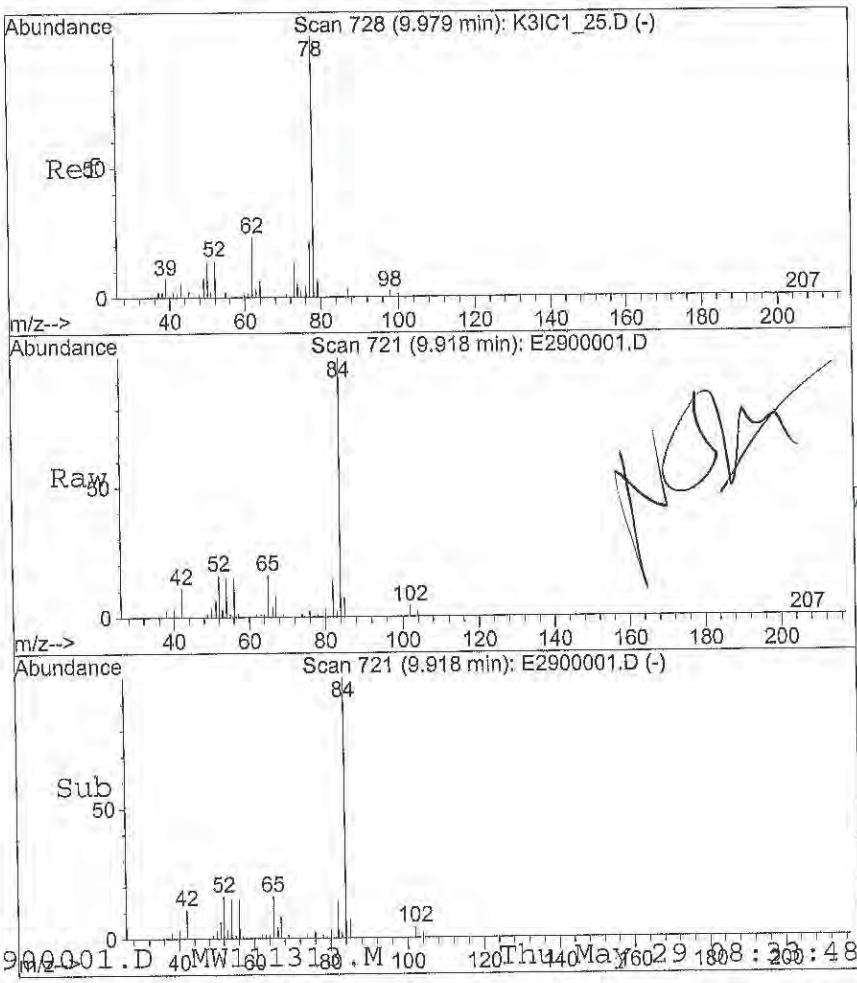

#31
Benzene
Concen: 0.70 ug/L
RT: 9.92 min Scan# 721
Delta R.T. -0.06 min
Lab File: E2900001.D
Acq: 29 May 2014 8:11 am

Tgt Ion: 78	Resp:	9506	
Ion	Ratio	Lower	Upper
78	100		
51	1774.2	14.2	21.2#
77	0.0	16.6	24.8#

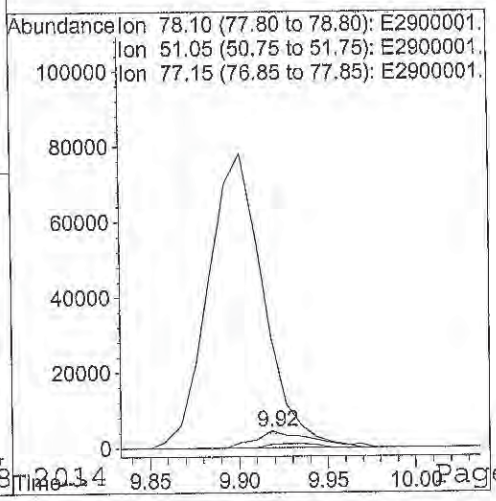

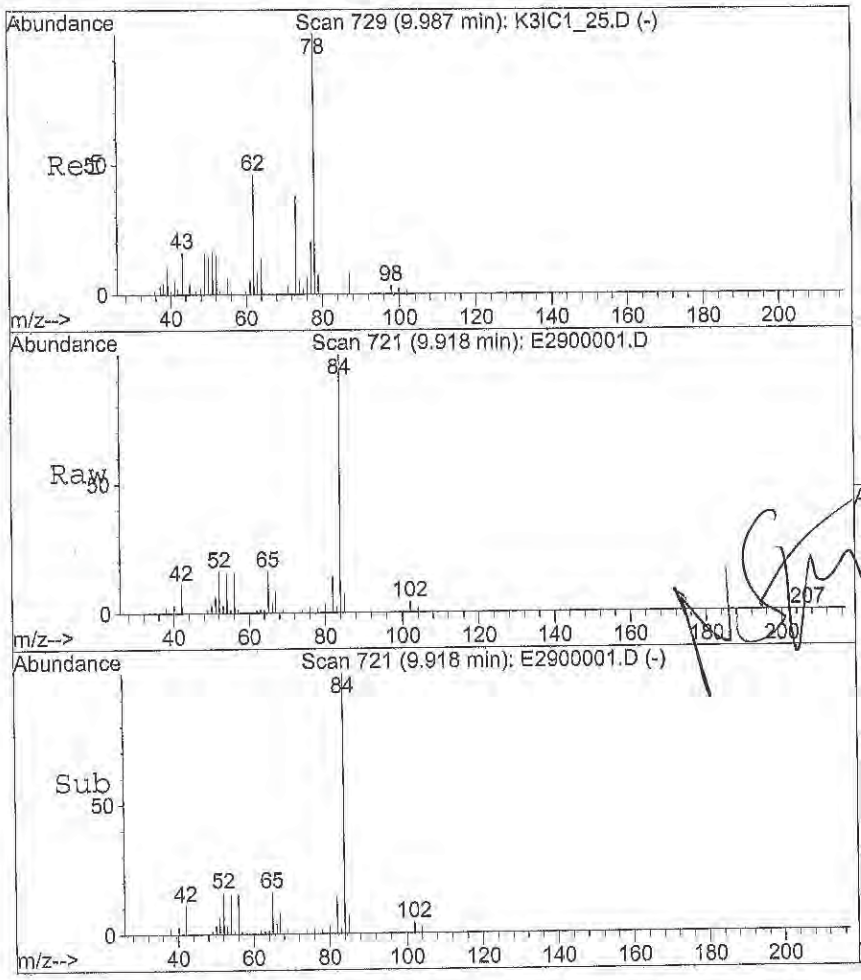

#32
1,2-Dichloroethane
Concen: 1.04 ug/L
RT: 9.92 min Scan# 721
Delta R.T. -0.07 min
Lab File: E2900001.D
Acq: 29 May 2014 8:11 am

Tgt Ion: 62 Resp: 5008

Ion	Ratio	Lower	Upper
62	100		
64	222.3	28.0	42.0#
49	0.0	28.5	42.7#
98	0.0	6.2	9.4#

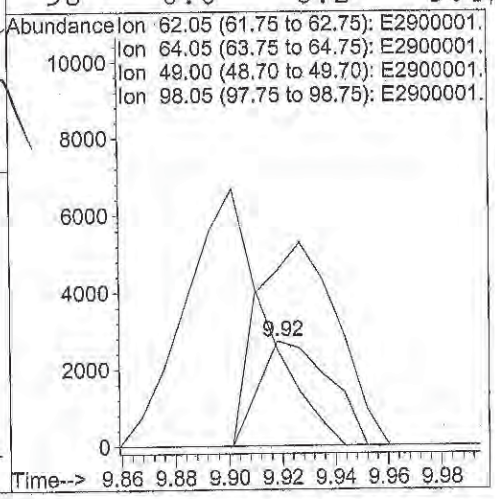

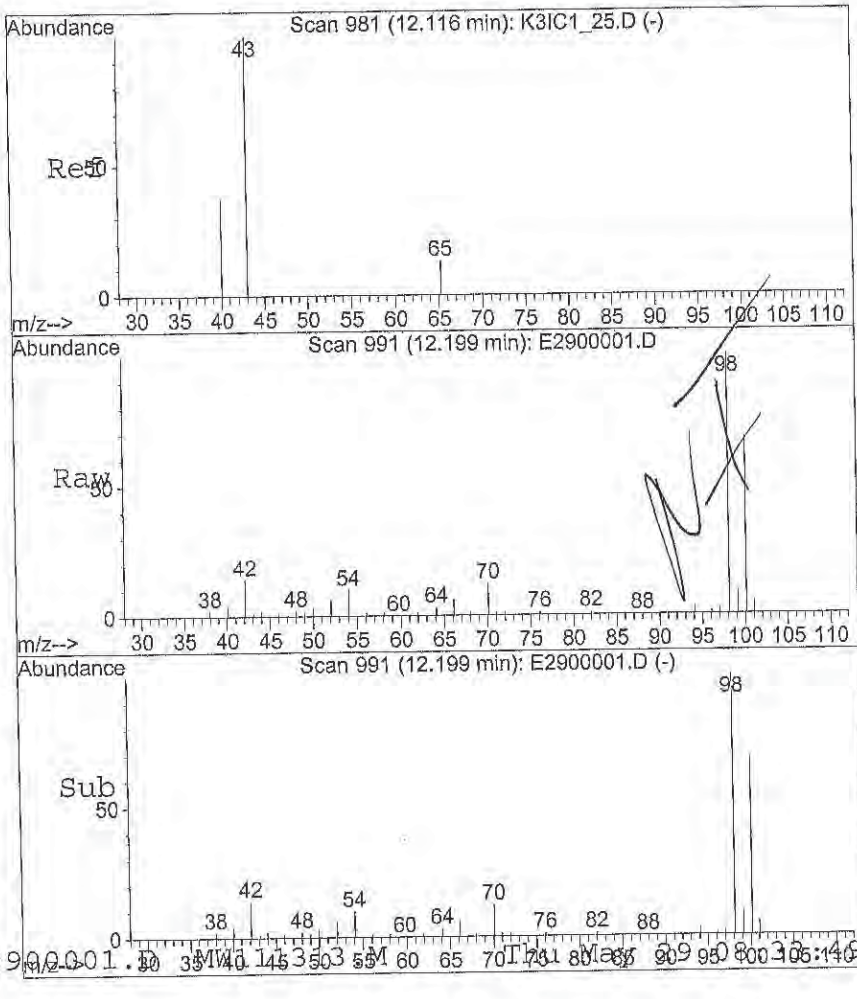

#40
(MIBK) 4-Methyl-2-Pentanone
Concen: 3.14 ug/L
RT: 12.20 min Scan# 991
Delta R.T. 0.08 min
Lab File: E2900001.D
Acq: 29 May 2014 8:11 am

Tgt Ion: 43 Resp: 7212

Ion	Ratio	Lower	Upper
43	100		
58	134.5	0.0	0.0#
85	0.0	0.0	0.0
100	12102.5	0.0	0.0#

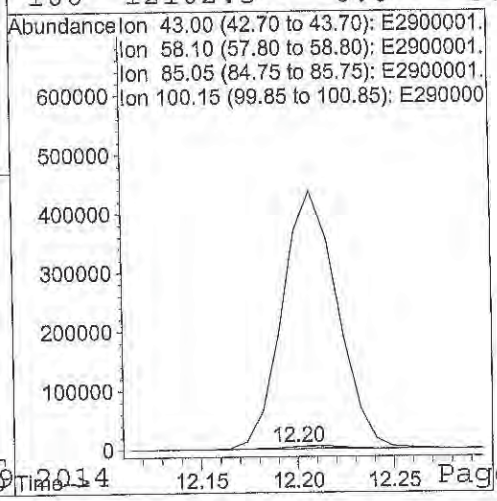

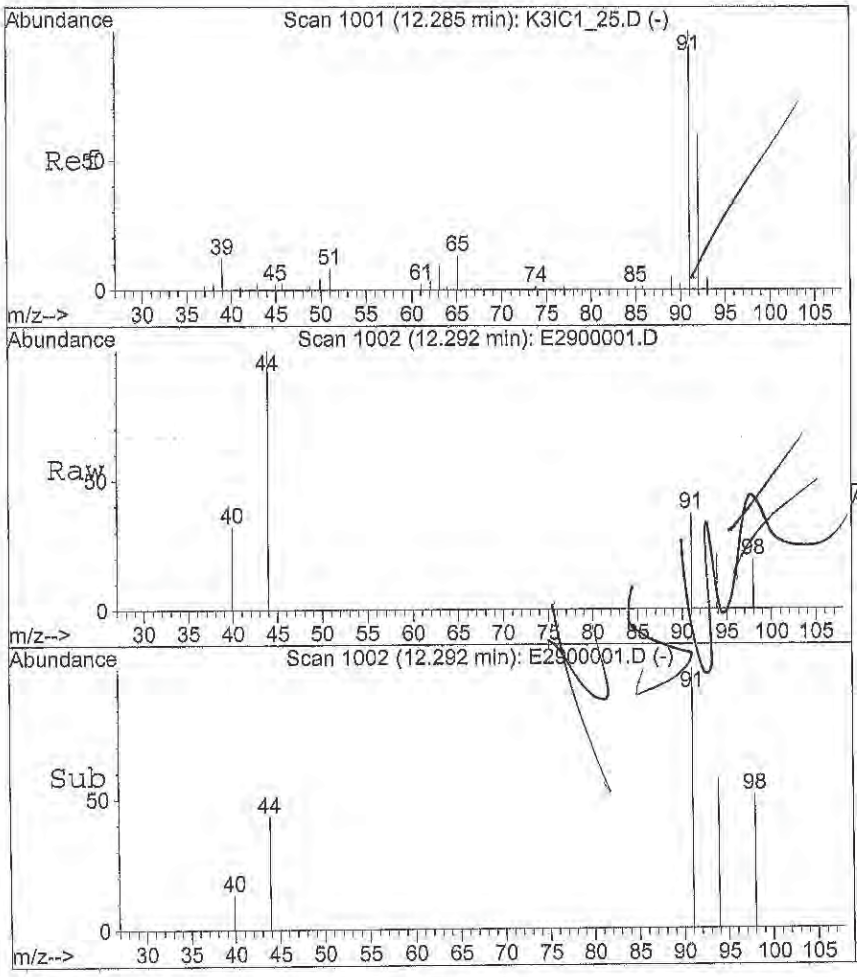

#41
Toluene
Concen: 0.08 ug/L
RT: 12.29 min Scan# 1002
Delta R.T. 0.01 min
Lab File: E2900001.D
Acq: 29 May 2014 8:11 am

Tgt Ion: 91 Resp: 1289

Ion	Ratio	Lower	Upper
91	100		
92	22.1	47.4	71.0#

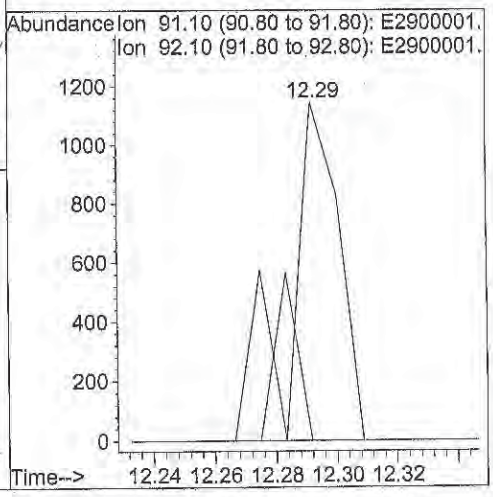

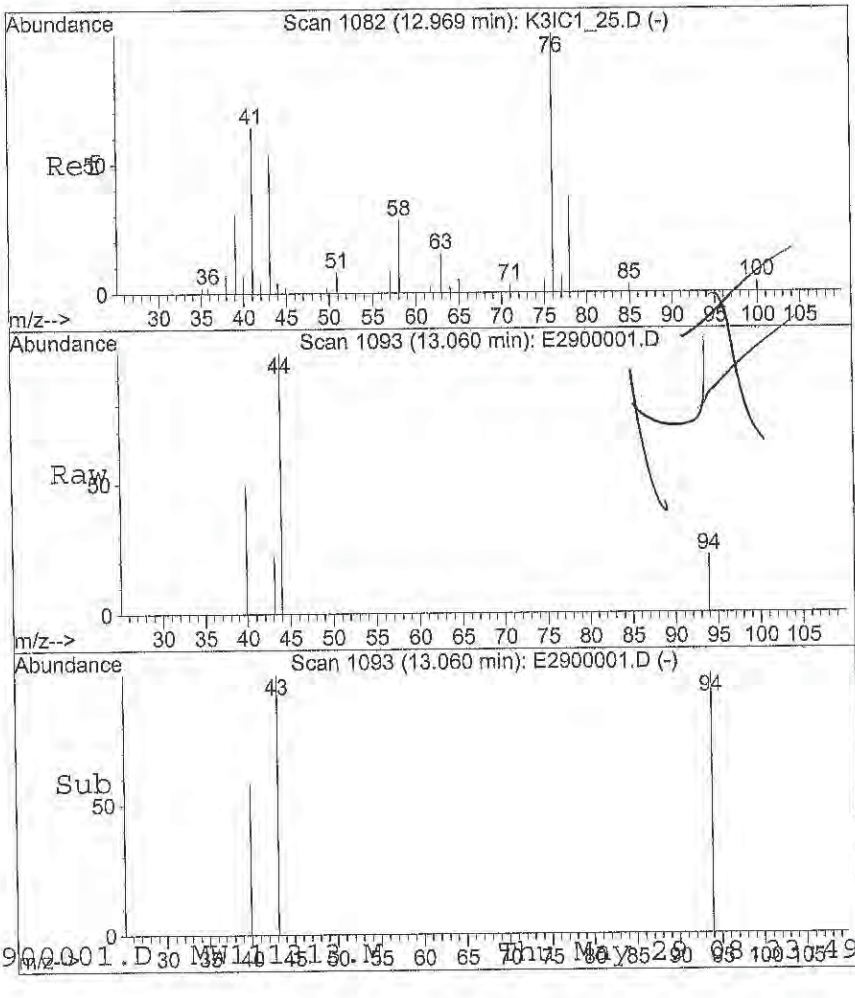

#46
2-Hexanone
Concen: 0.12 ug/L
RT: 13.06 min Scan# 1093
Delta R.T. 0.09 min
Lab File: E2900001.D
Acq: 29 May 2014 8:11 am

Tgt Ion: 43 Resp: 301

Ion	Ratio	Lower	Upper
43	100		
58	0.0	40.9	61.3#
100	0.0	5.5	8.3#
85	0.0	4.3	6.5#

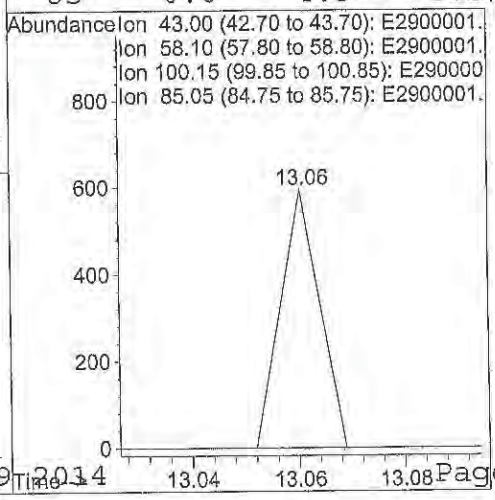

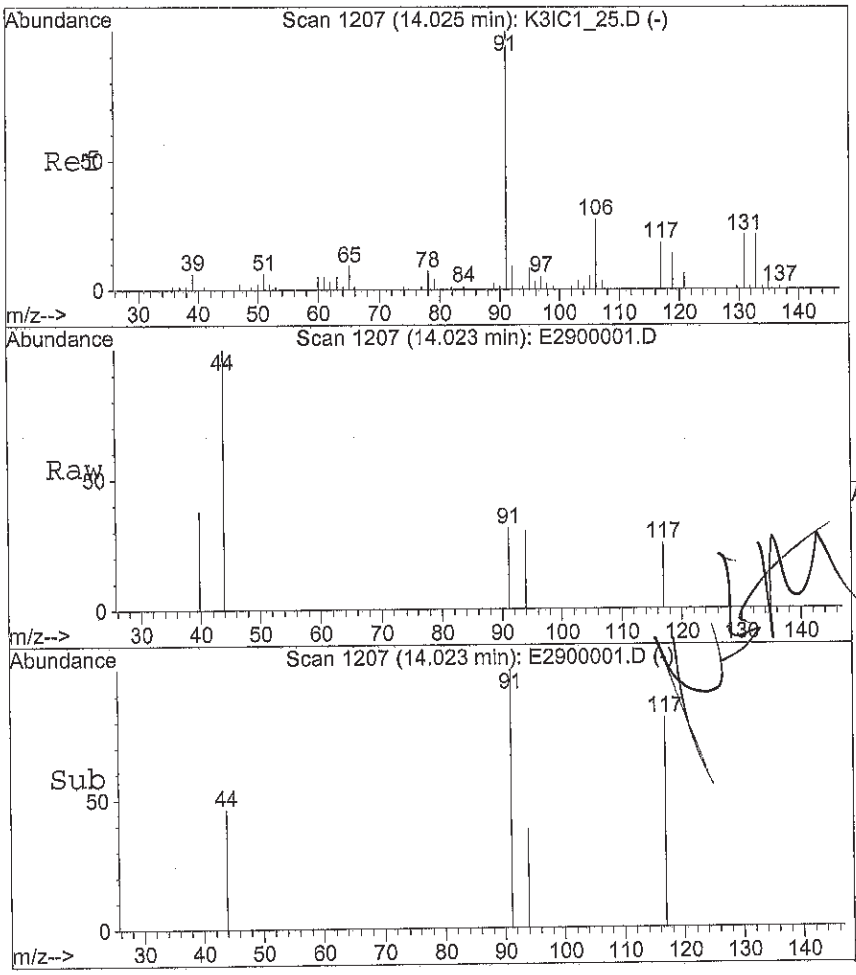

#51
Ethylbenzene
Concen: 0.04 ug/L
RT: 14.02 min Scan# 1207
Delta R.T. -0.00 min
Lab File: E2900001.D
Acq: 29 May 2014 8:11 am

Tgt Ion: 91 Resp: 797

Ion	Ratio	Lower	Upper
91	100		
106	0.0	23.5	35.3#

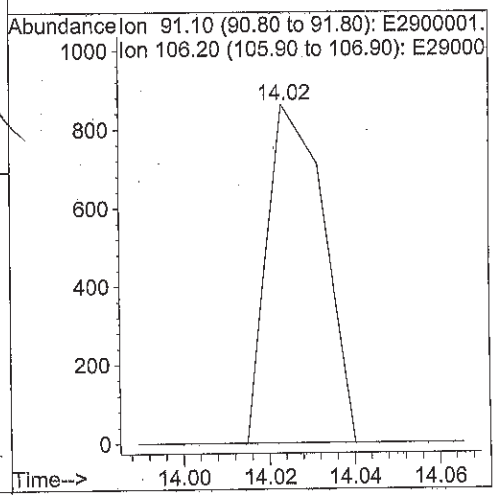

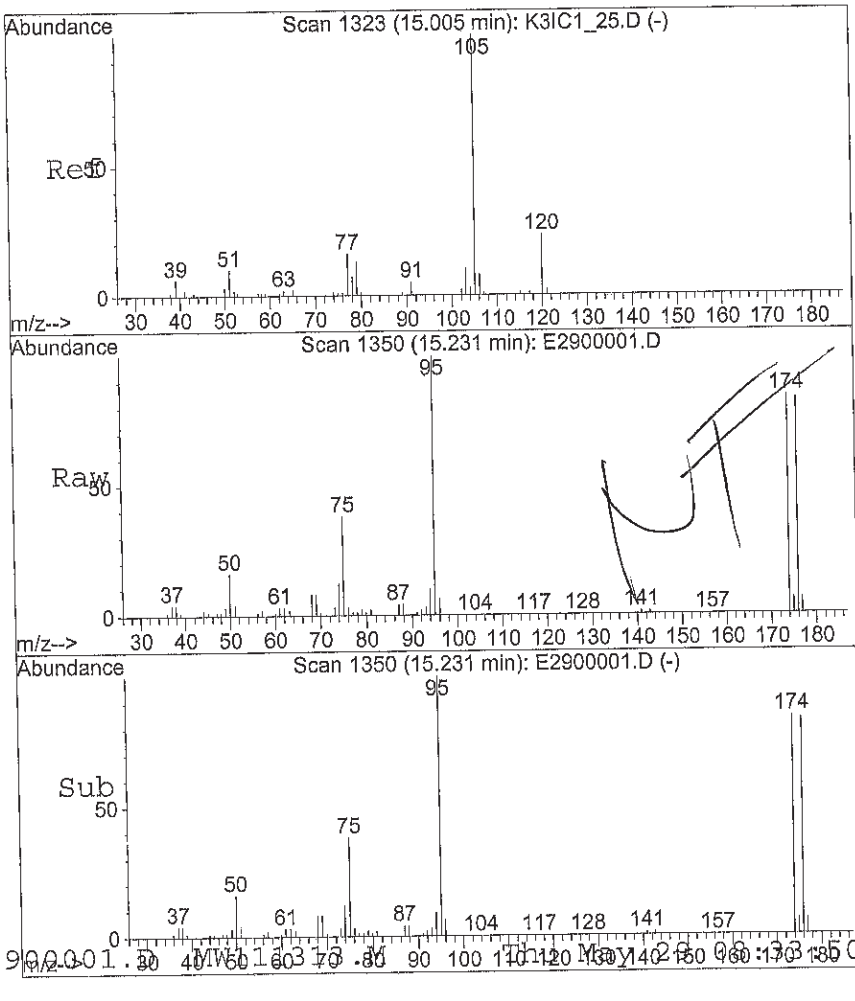

#56
Isopropylbenzene
Concen: 0.06 ug/L
RT: 15.23 min Scan# 1350
Delta R.T. 0.23 min
Lab File: E2900001.D
Acq: 29 May 2014 8:11 am

Tgt Ion:105 Resp: 1037

Ion	Ratio	Lower	Upper
105	100		
120	0.0	19.3	28.9#
77	371.7	13.1	19.7#

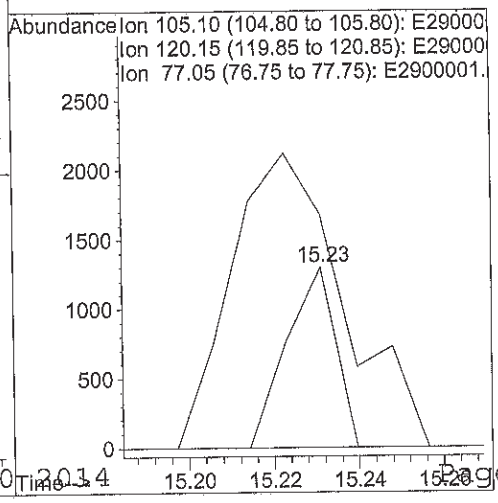

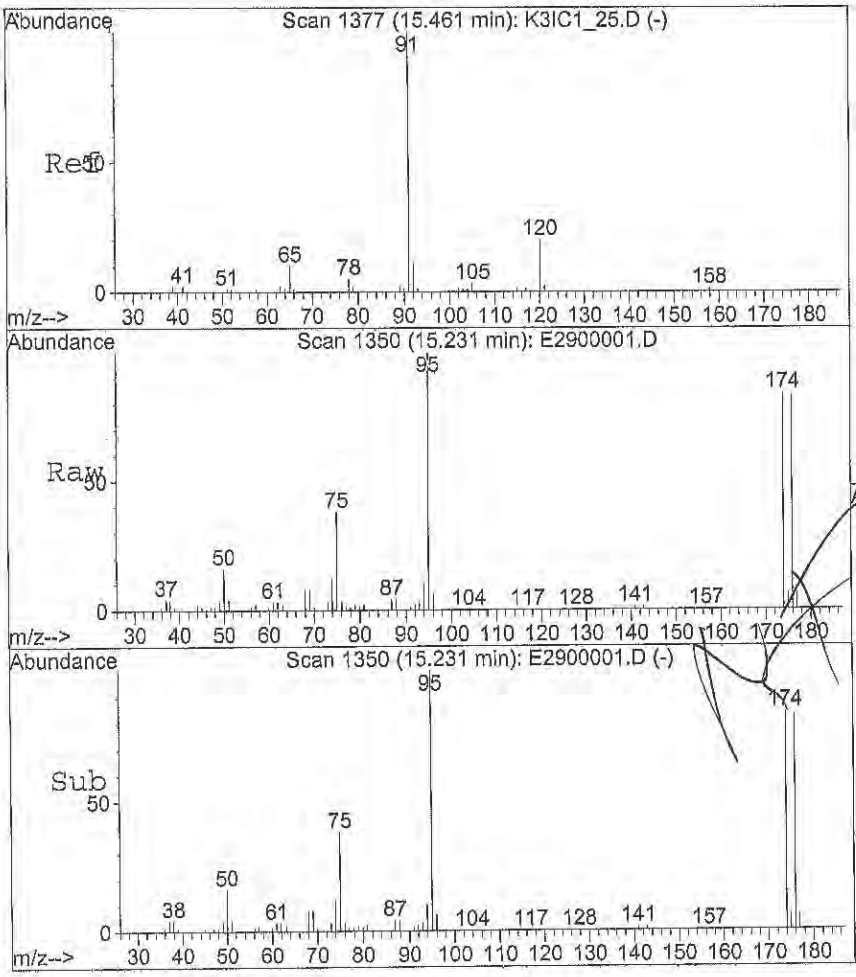

#62
n-Propylbenzene
Concen: 0.07 ug/L
RT: 15.23 min Scan# 1350
Delta R.T. -0.23 min
Lab File: E2900001.D
Acq: 29 May 2014 8:11 am

Tgt Ion: 91 Resp: 1856

Ion	Ratio	Lower	Upper
91	100		
120	0.0	16.1	24.1#

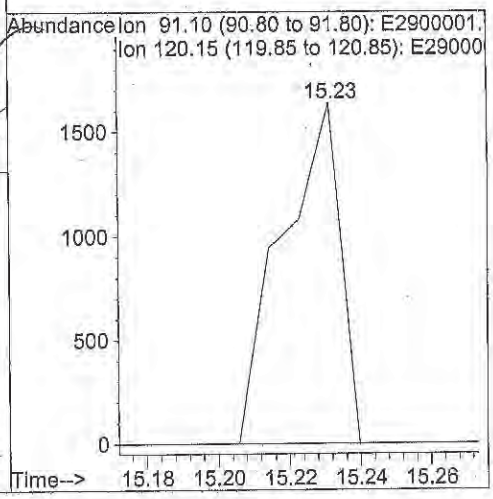

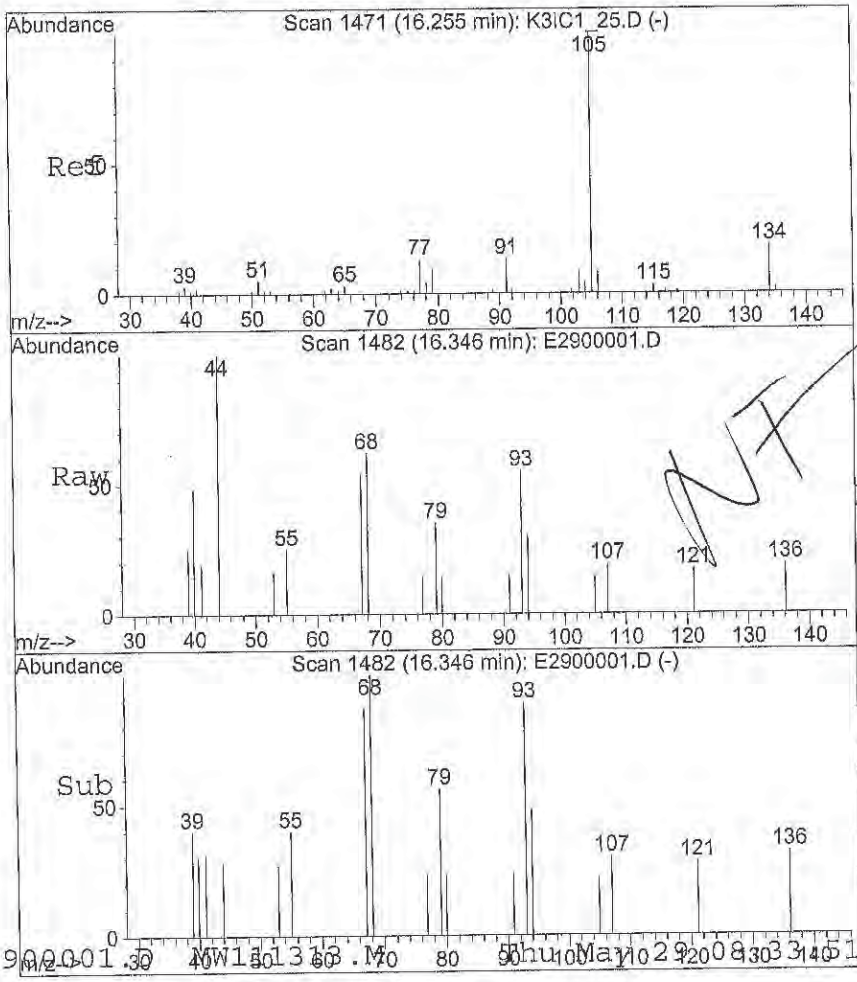

#68
sec-Butylbenzene
Concen: 0.01 ug/L
RT: 16.35 min Scan# 1482
Delta R.T. 0.09 min
Lab File: E2900001.D
Acq: 29 May 2014 8:11 am

Tgt Ion:105 Resp: 267

Ion	Ratio	Lower	Upper
105	100		
134	0.0	13.0	19.6#

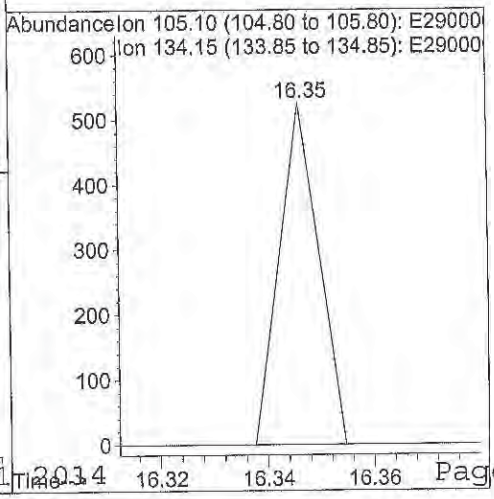

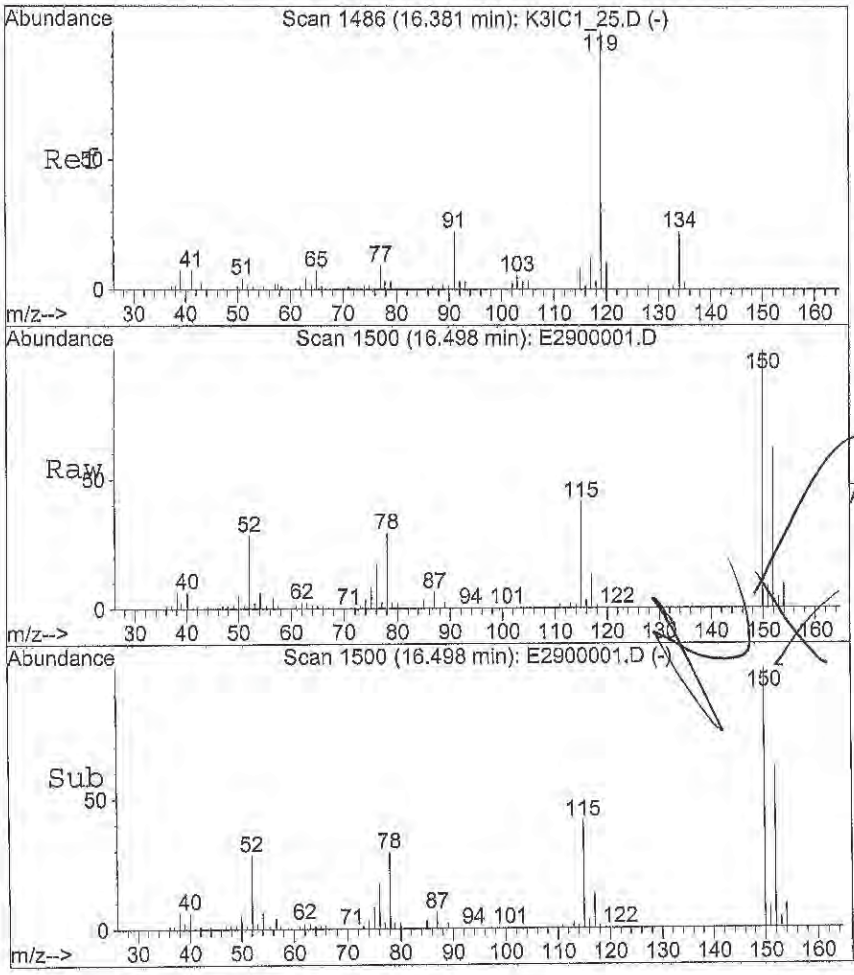

#69
p-Isopropyltoluene
Concen: 0.02 ug/L
RT: 16.50 min Scan# 1500
Delta R.T. 0.12 min
Lab File: E2900001.D
Acq: 29 May 2014 8:11 am

Tgt Ion:119	Resp:	262	
Ion	Ratio	Lower	Upper
119	100		
134	0.0	17.4	26.2#
91	355.0	19.6	29.4#

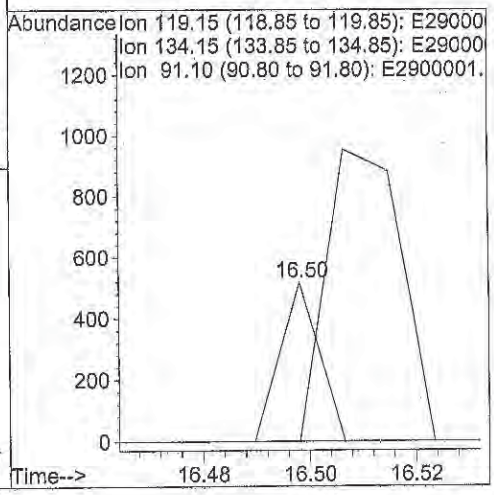

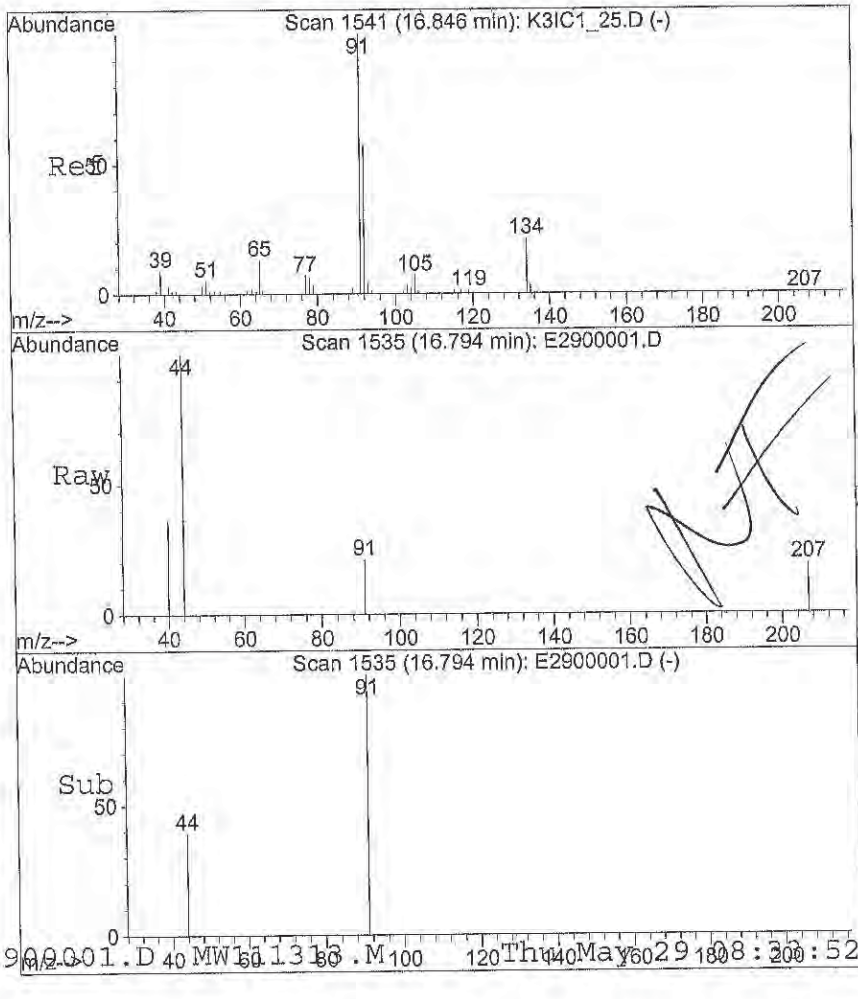

#72
n-Butylbenzene
Concen: 0.02 ug/L
RT: 16.79 min Scan# 1535
Delta R.T. -0.05 min
Lab File: E2900001.D
Acq: 29 May 2014 8:11 am

Tgt Ion: 91	Resp:	316	
Ion	Ratio	Lower	Upper
91	100		
92	0.0	47.0	70.4#
134	0.0	18.1	27.1#

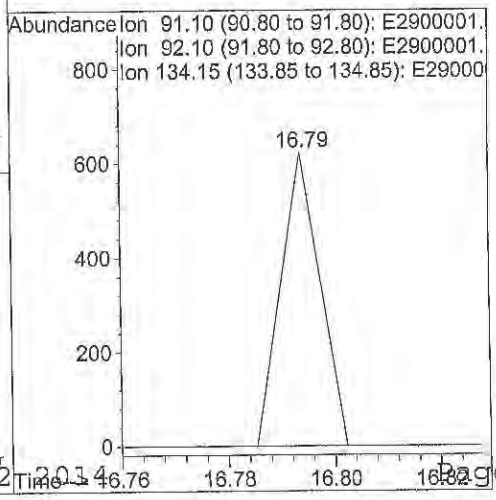

Quantitation Report (Not Reviewed)

Data File : C:\HPCHEM\1\DATA\052914L3\E2900001.D Vial: 11
Acq On : 29 May 2014 8:11 am Operator: DN
Sample : 3E42901-01 Inst : GC/MS Ins
Misc : 100cc Equipment Blank Multiplr: 10.00
MS Integration Params: rteint.p
Quant Time: May 29 8:33 19114 Quant Results File: SS072713.RES

Quant Method : C:\HPCHEM\1\METHODS\SS072713.M (RTE Integrator)
Title : 8260B GC/MS #3 ICAL SSSF 07/27/13 DN
Last Update : Mon Nov 18 10:31:39 2013
Response via : Initial Calibration
DataAcq Meth : MW111313

Internal Standards	R.T.	QIon	Response	Conc	Units	Dev(Min)
1) Fluorobenzene (IS)	10.29	96	1446066	12.50	ug/L	-0.02
7) Chlorobenzene-d5 (IS)	13.92	117	1151739	12.50	ug/L	0.00
10) 1,4-Dichlorobenzene-d4 (IS	16.52	152	631317	12.50	ug/L	0.00
System Monitoring Compounds						
2) Dibromofluoromethane (SU1)	9.43	113	425314	11.31	ug/L	0.00
Spiked Amount 12.500	Range 75 - 125		Recovery = 90.48%			
3) Chloroform-d (SU6)	9.18	84	677793	12.56	ug/L	0.00
Spiked Amount 12.500	Range 70 - 140		Recovery = 100.48%			
4) Methylene Chloride-d2 (SU5	7.06	86	374035	11.86	ug/L	-0.02
Spiked Amount 12.500	Range 70 - 140		Recovery = 94.88%			
5) 1,2-Dichloroethane-d4 (SU2	9.90	65	415497	16.17	ug/L	0.00
Spiked Amount 12.500	Range 75 - 125		Recovery = 129.36%#			
6) Benzene-d6 (SU7)	9.93	84	1285978	11.33	ug/L	-0.02
Spiked Amount 12.500	Range 70 - 140		Recovery = 90.64%			
8) Toluene-d8 (SU3)	12.21	98	1298038	11.88	ug/L	-0.01
Spiked Amount 12.500	Range 75 - 125		Recovery = 95.04%			
9) 4-Bromofluorobenzene (SU4)	15.22	95	625891	13.88	ug/L	0.00
Spiked Amount 12.500	Range 75 - 125		Recovery = 111.04%			

Target Compounds Qvalue

(#) = qualifier out of range (m) = manual integration

Quantitation Report

Data File : C:\HPCHEM\1\DATA\052914L3\E2900001.D
Acq On : 29 May 2014 8:11 am
Sample : 3E42901-01
Misc : 100cc Equipment Blank
MS Integration Params: rteint.p
Quant Time: May 29 8:33 19114

Vial: 11
Operator: DN
Inst : GC/MS Ins
Multiplr: 10.00

Quant Results File: SS072713.RES

Method : C:\HPCHEM\1\METHODS\SS072713.M (RTE Integrator)
Title : 8260B GC/MS #3 ICAL SSSF 07/27/13 DN
Last Update : Mon Nov 18 10:31:39 2013
Response via : Initial Calibration



Quantitation Report (Not Reviewed)

Data File : C:\HPCHEM\1\DATA\052914L3\E2900002.D Vial: 1
Acq On : 29 May 2014 8:46 am Operator: DN
Sample : 3E42901-02 Inst : GC/MS Ins
Misc : 100cc SVL-544-SA5D-SV-10.0-11.0 Multiplr: 10.00
MS Integration Params: rteint.p
Quant Time: May 29 9:11 19114 Quant Results File: MW111313.RES

Quant Method : C:\HPCHEM\1\METHODS\MW111313.M (RTE Integrator)
Title : 8260B GC/MS #3 ICAL 11/13/13 DN
Last Update : Wed Nov 13 19:38:32 2013
Response via : Initial Calibration
DataAcq Meth : MW111313

Internal Standards	R.T.	QIon	Response	Conc	Units	Dev(Min)
1) Fluorobenzene (IS)	10.29	96	1583591	12.50	ug/L	0.00
38) Chlorobenzene-d5 (IS)	13.92	117	1245807	12.50	ug/L	0.00
59) 1,4-Dichlorobenzene-d4 (IS	16.51	152	686848	12.50	ug/L	0.00
System Monitoring Compounds						
2) Dibromofluoromethane (SU1)	9.43	113	445930	11.29	ug/L	0.01
Spiked Amount 12.500	Range 75 - 125		Recovery = 90.32%			
28) 1,2-Dichloroethane-d4 (SU2	9.90	65	428901	11.43	ug/L	0.00
Spiked Amount 12.500	Range 75 - 125		Recovery = 91.44%			
39) Toluene-d8 (SU3)	12.20	98	1403987	12.08	ug/L	0.00
Spiked Amount 12.500	Range 75 - 125		Recovery = 96.64%			
58) 4-Bromofluorobenzene (SU4)	15.23	95	686956	13.48	ug/L	0.00
Spiked Amount 12.500	Range 75 - 125		Recovery = 107.84%			
Target Compounds						Qvalue
4) Chloromethane	4.39	50	4916	0.63	ug/L #	52
6) Bromomethane	5.10	96	373	-1.56	ug/L #	1
7) Chloroethane	5.18	64	1417	1.76	ug/L	91
11) Acetone	6.47	58	4126	1.60	ug/L	91
12) (IPA) Leak Check Compound	6.46	45	283658	1490.65	ug/L #	82
13) Carbon disulfide	6.83	76	4844	0.37	ug/L #	76
14) Methylene Chloride	7.06	84	5824	1.34	ug/L #	1
15) (TBA) tert-Butanol	7.13	59	307	1.14	ug/L #	77
20) 2,2-Dichloropropane	9.04	77	311	0.05	ug/L #	36
22) (DIPE) Diisopropyl Ether	7.97	45	256	0.02	ug/L #	48
24) Chloroform	9.21	83	1538	0.19	ug/L #	18
25) (ETBE) 2-ethoxy 2-methyl p	8.37	59	293	0.03	ug/L #	44
31) Benzene	9.97	78	2529	0.17	ug/L #	72
32) 1,2-Dichloroethane	9.91	62	7172	1.36	ug/L #	1
40) (MIBK) 4-Methyl-2-Pentanon	12.21	43	7284	2.93	ug/L #	100
41) Toluene	12.29	91	33408	1.97	ug/L	99
46) 2-Hexanone	12.93	43	270	0.10	ug/L #	37
51) Ethylbenzene	14.03	91	14449	0.75	ug/L	97
52) m,p-Xylenes	14.15	106	20420	2.98	ug/L	100
53) o-Xylene	14.61	106	8215	1.21	ug/L	90
54) Styrene	14.63	104	2252	-0.64	ug/L #	51
56) Isopropylbenzene	15.01	105	324	0.02	ug/L #	55

(#) = qualifier out of range (m) = manual integration

Quantitation Report (Not Reviewed)

Data File : C:\HPCHEM\1\DATA\052914L3\E2900002.D Vial: 1
Acq On : 29 May 2014 8:46 am Operator: DN
Sample : 3E42901-02 Inst : GC/MS Ins
Misc : 100cc SVL-544-SA5D-SV-10.0-11.0 Multiplr: 10.00
MS Integration Params: rteint.p
Quant Time: May 29 9:11 19114 Quant Results File: MW111313.RES

Quant Method : C:\HPCHEM\1\METHODS\MW111313.M (RTE Integrator)
Title : 8260B GC/MS #3 ICAL 11/13/13 DN
Last Update : Wed Nov 13 19:38:32 2013
Response via : Initial Calibration
DataAcq Meth : MW111313

Compound	R.T.	QIon	Response	Conc Unit	Qvalue
57) 1,2,3-Trichloropropane	15.30	75	255	0.05 ~~ug/L~~ #	36
62) n-Propylbenzene	15.45	91	5039	0.18 ~~ug/L~~ #	90
63) 2-Chlorotoluene	15.62	91	271	0.02 ~~ug/L~~ #	45
64) 1,3,5-Trimethylbenzene	15.63	105	7988	0.47 ug/L	91
65) 4-Chlorotoluene	15.62	91	271	0.02 ~~ug/L~~ #	44
66) tert-Butylbenzene	16.06	119	1529	0.10 ~~ug/L~~ #	82
67) 1,2,4-Trimethylbenzene	16.06	105	16484	0.92 ~~ug/L~~	94
68) sec-Butylbenzene	16.34	105	800	0.03 ~~ug/L~~ #	62
69) p-Isopropyltoluene	16.38	119	1383	0.07 ~~ug/L~~ #	52
72) n-Butylbenzene	16.84	91	628	0.03 ~~ug/L~~ #	30

(#) = qualifier out of range (m) = manual integration

Quantitation Report

Data File : C:\HPCHEM\1\DATA\052914L3\E2900002.D Vial: 1
Acq On : 29 May 2014 8:46 am Operator: DN
Sample : 3E42901-02 Inst : GC/MS Ins
Misc : 100cc SVL-544-SA5D-SV-10.0-11.0 Multiplr: 10.00
MS Integration Params: rteint.p
Quant Time: May 29 9:11 19114 Quant Results File: MW111313.RES

Method : C:\HPCHEM\1\METHODS\MW111313.M (RTE Integrator)
Title : 8260B GC/MS #3 ICAL 11/13/13 DN
Last Update : Wed Nov 13 19:38:32 2013
Response via : Initial Calibration

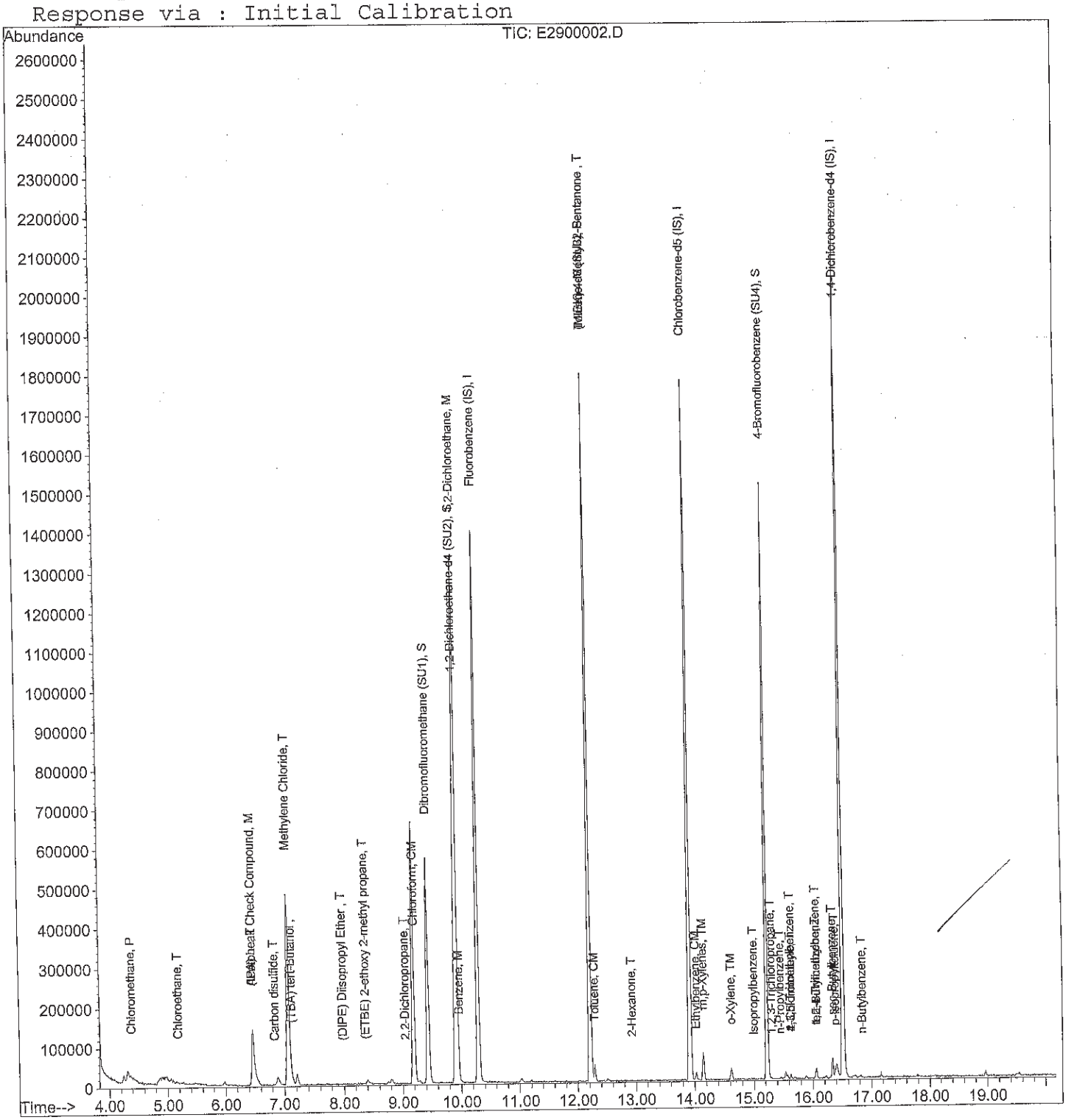

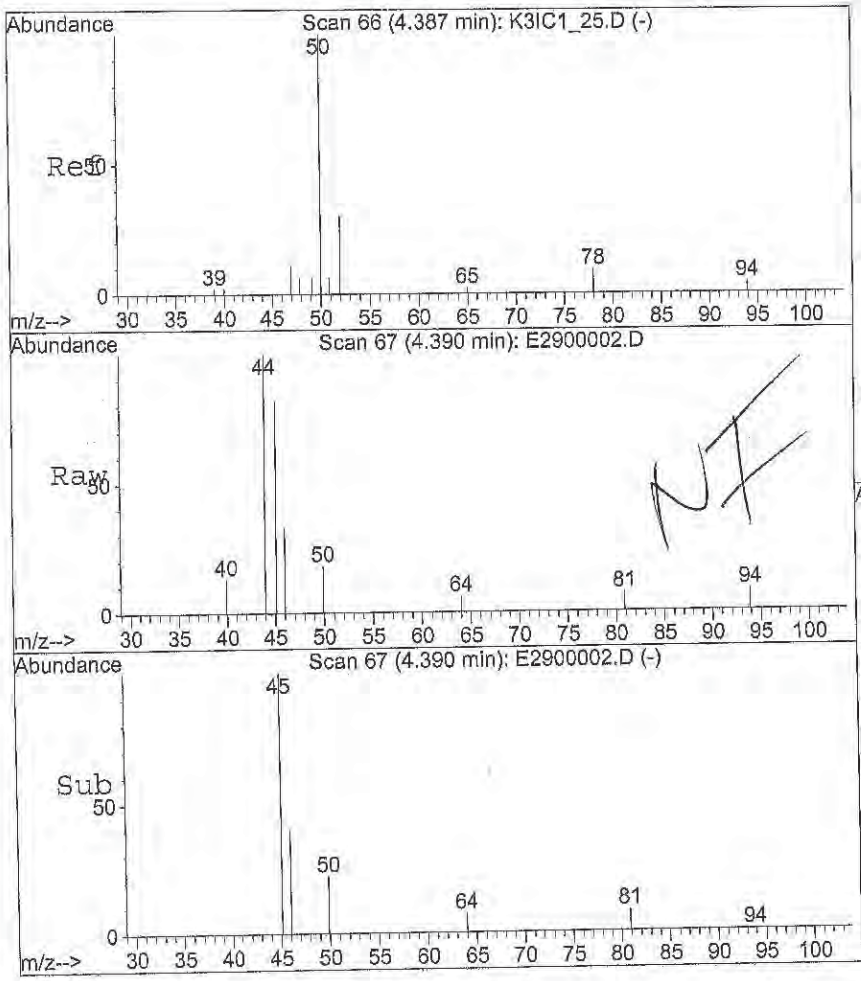

#4
Chloromethane
Concen: 0.63 ug/L
RT: 4.39 min Scan# 67
Delta R.T. 0.00 min
Lab File: E2900002.D
Acq: 29 May 2014 8:46 am

Tgt Ion: 50 Resp: 4916

Ion	Ratio	Lower	Upper
50	100		
52	6.3	26.9	40.3#

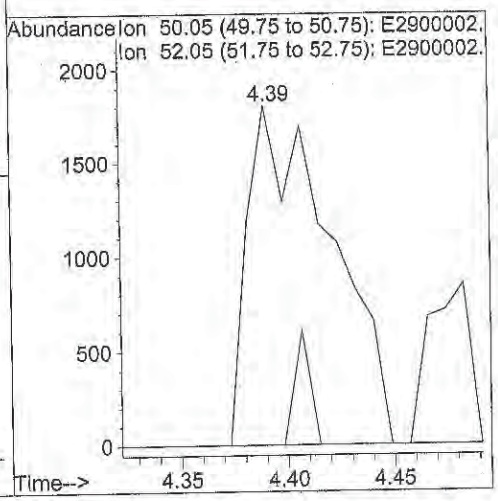

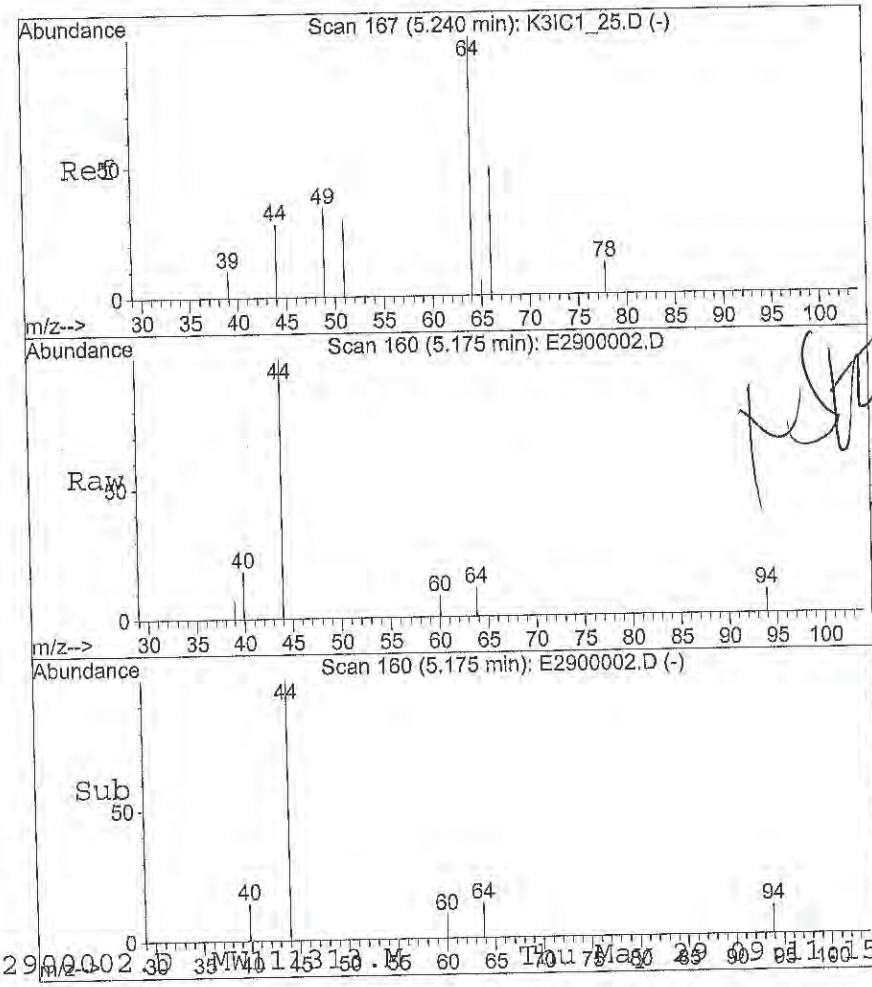

#7
Chloroethane
Concen: 1.76 ug/L
RT: 5.18 min Scan# 160
Delta R.T. -0.06 min
Lab File: E2900002.D
Acq: 29 May 2014 8:46 am

Tgt Ion: 64 Resp: 1417

Ion	Ratio	Lower	Upper
64	100		
66	38.4	35.4	53.0

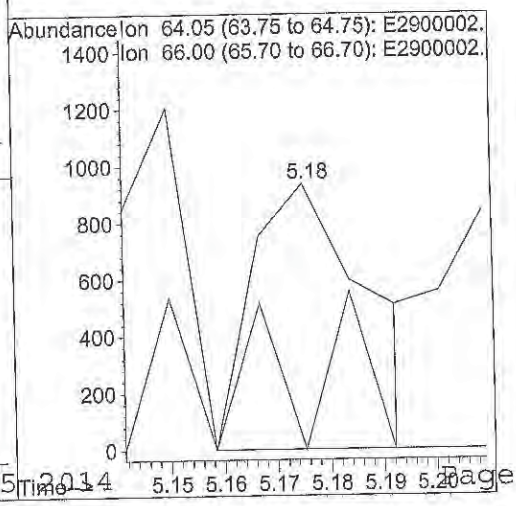

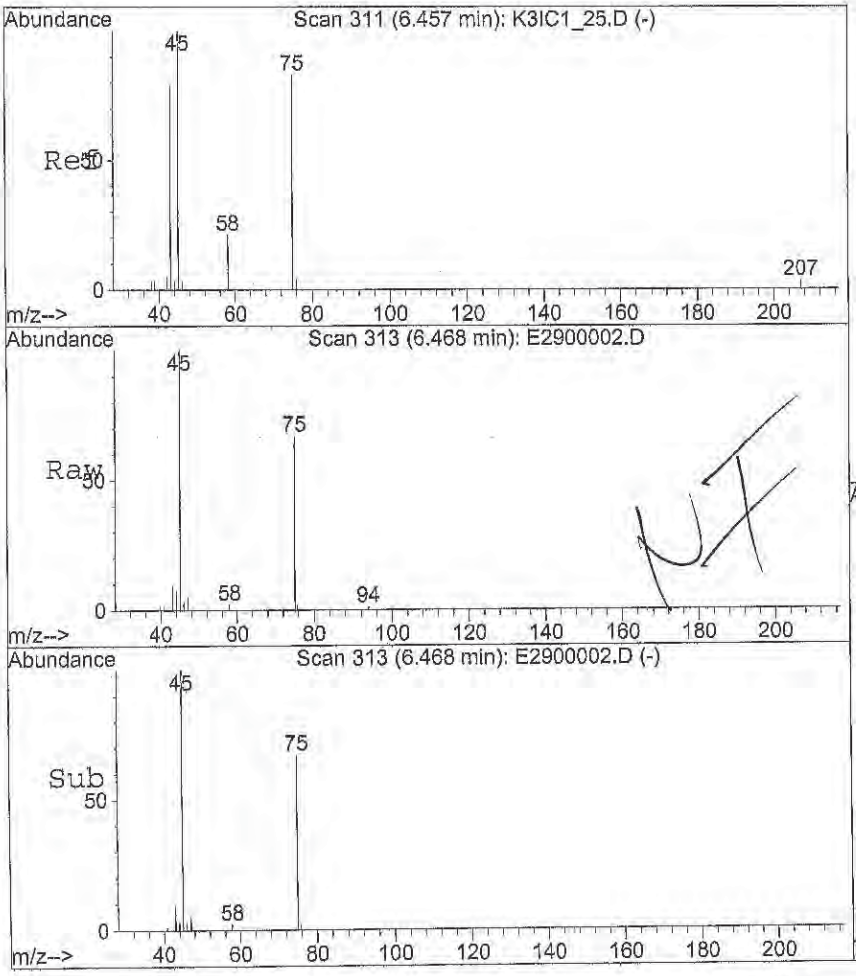

#11
Acetone
Concen: 1.60 ug/L
RT: 6.47 min Scan# 313
Delta R.T. 0.01 min
Lab File: E2900002.D
Acq: 29 May 2014 8:46 am

Tgt Ion: 58 Resp: 4126

Ion	Ratio	Lower	Upper
58	100		
43	474.3	360.9	541.3

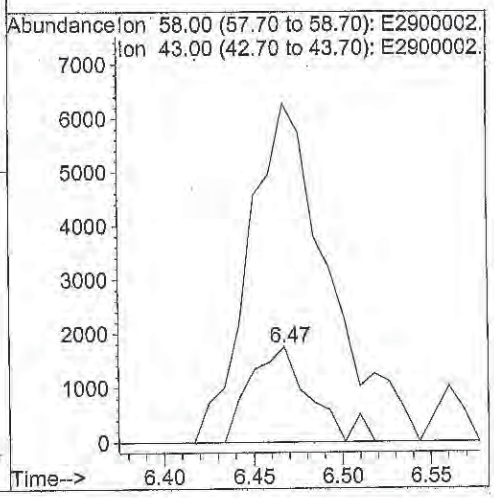

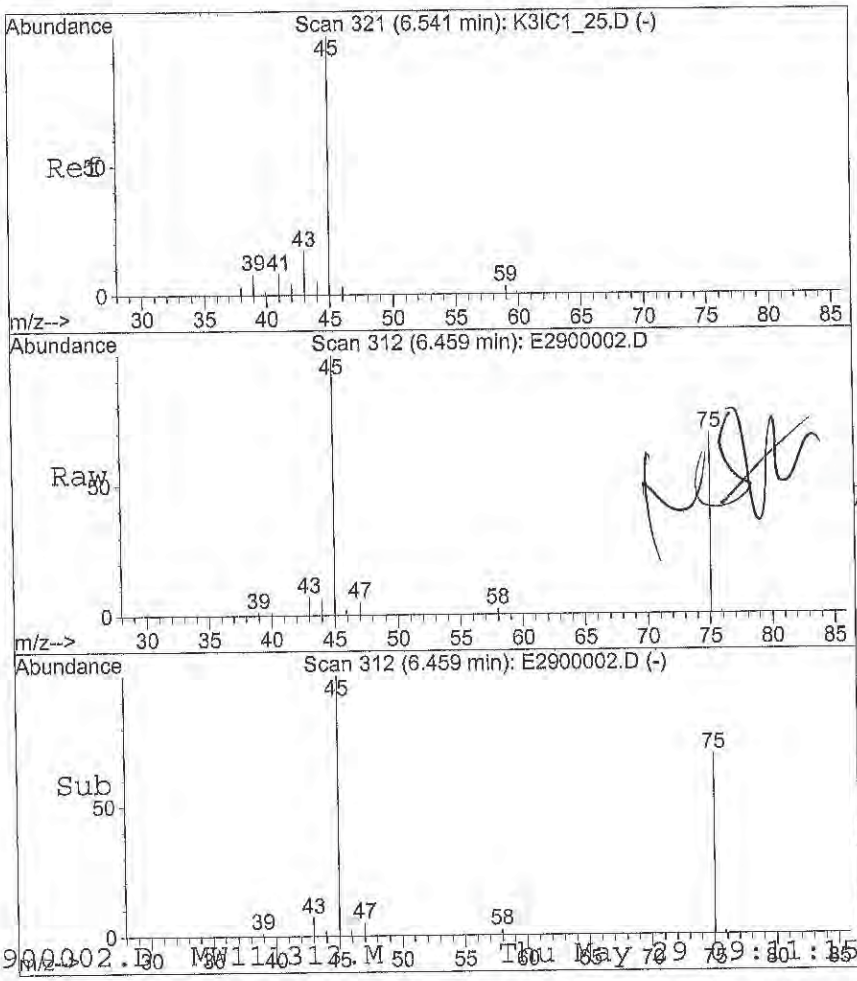

#12
(IPA) Leak Check Compound
Concen: 1490.65 ug/L
RT: 6.46 min Scan# 312
Delta R.T. -0.08 min
Lab File: E2900002.D
Acq: 29 May 2014 8:46 am

Tgt Ion: 45 Resp: 283658

Ion	Ratio	Lower	Upper
45	100		
39	0.1	4.9	7.3#

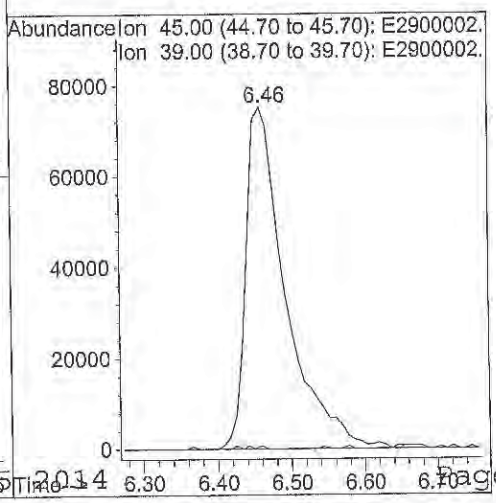

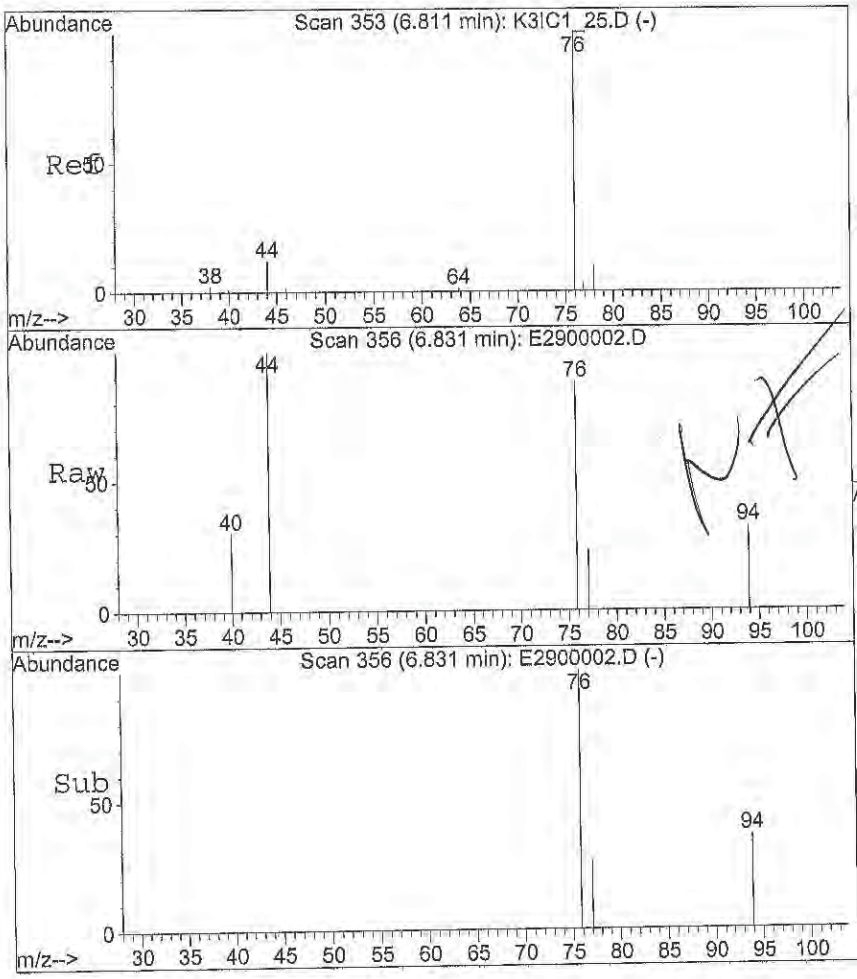

#13
Carbon disulfide
Concen: 0.37 ug/L
RT: 6.83 min Scan# 356
Delta R.T. 0.02 min
Lab File: E2900002.D
Acq: 29 May 2014 8:46 am

Tgt Ion: 76 Resp: 4844

Ion	Ratio	Lower	Upper
76	100		
78	0.0	7.0	10.4#

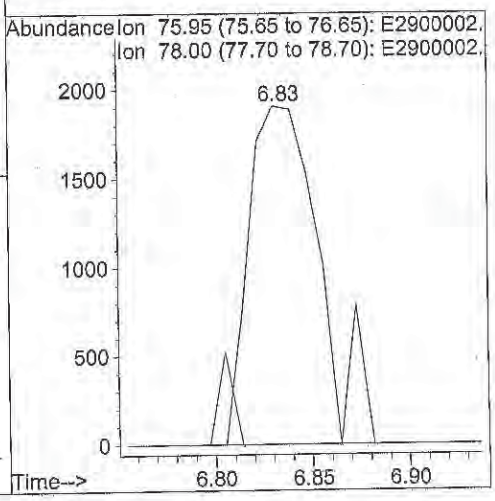



#14
Methylene Chloride
Concen: 1.34 ug/L
RT: 7.06 min Scan# 383
Delta R.T. -0.02 min
Lab File: E2900002.D
Acq: 29 May 2014 8:46 am

Tgt Ion: 84 Resp: 5824

Ion	Ratio	Lower	Upper
84	100		
49	894.0	89.8	134.6#
86	6643.4	51.1	76.7#
51	7661.7	28.5	42.7#

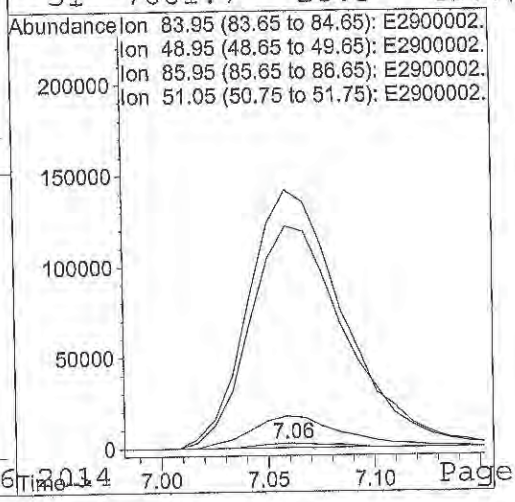

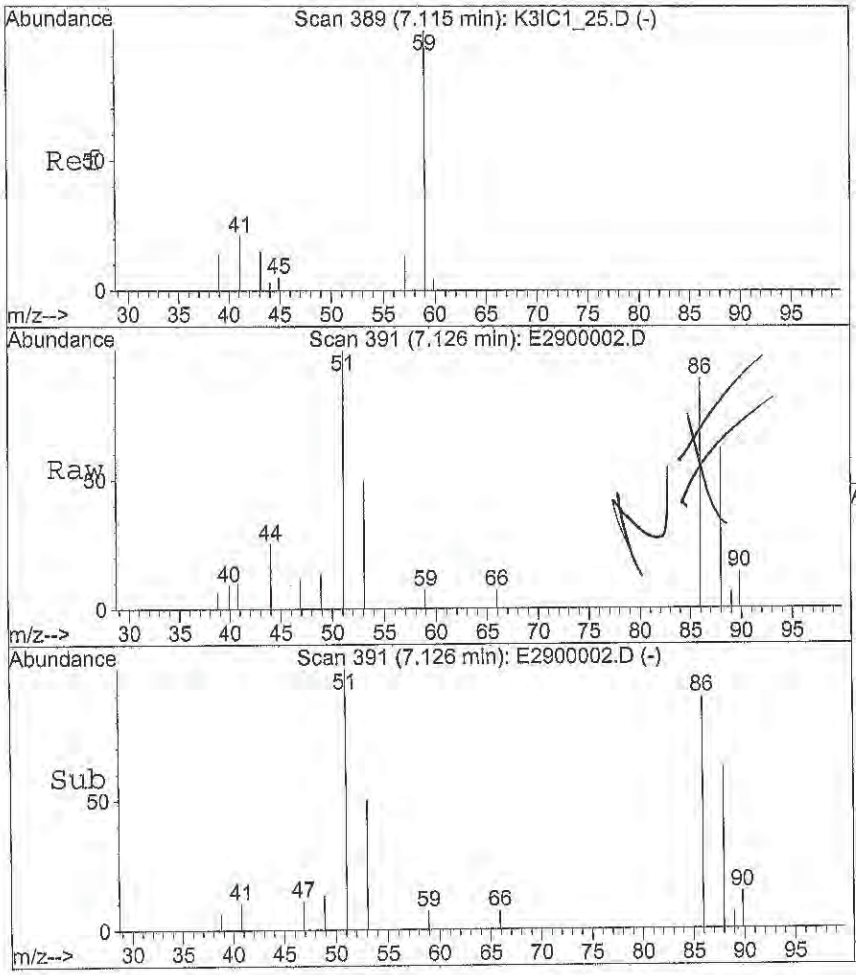

#15
(TBA) tert-Butanol
Concen: 1.14 ug/L
RT: 7.13 min Scan# 391
Delta R.T. 0.01 min
Lab File: E2900002.D
Acq: 29 May 2014 8:46 am

Tgt Ion: 59 Resp: 307

Ion	Ratio	Lower	Upper
59	100		
57	0.0	6.4	9.6#

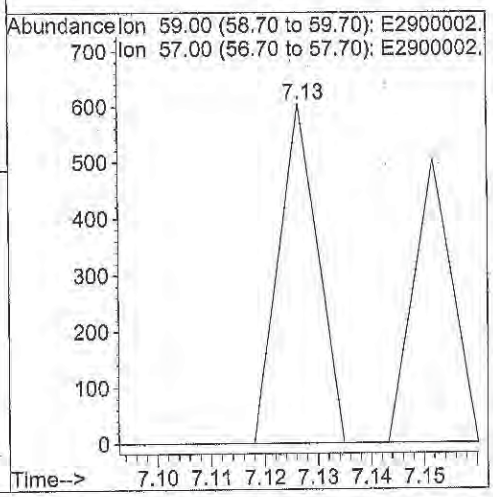

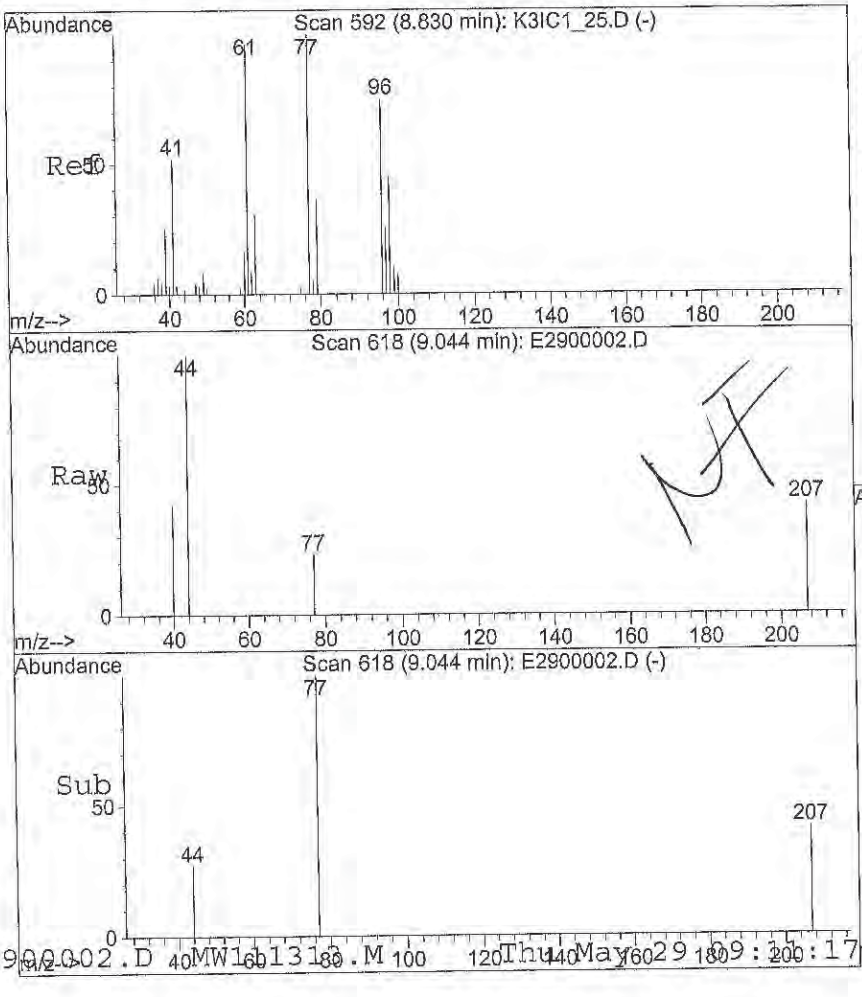

#20
2,2-Dichloropropane
Concen: 0.05 ug/L
RT: 9.04 min Scan# 618
Delta R.T. 0.21 min
Lab File: E2900002.D
Acq: 29 May 2014 8:46 am

Tgt Ion: 77 Resp: 311

Ion	Ratio	Lower	Upper
77	100		
79	0.0	26.6	40.0#
97	0.0	18.9	28.3#
41	0.0	42.6	64.0#

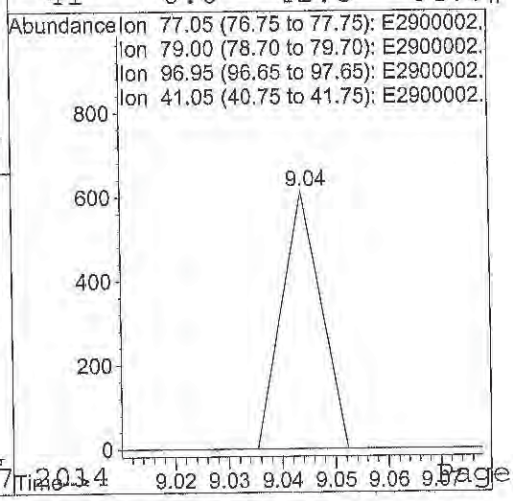

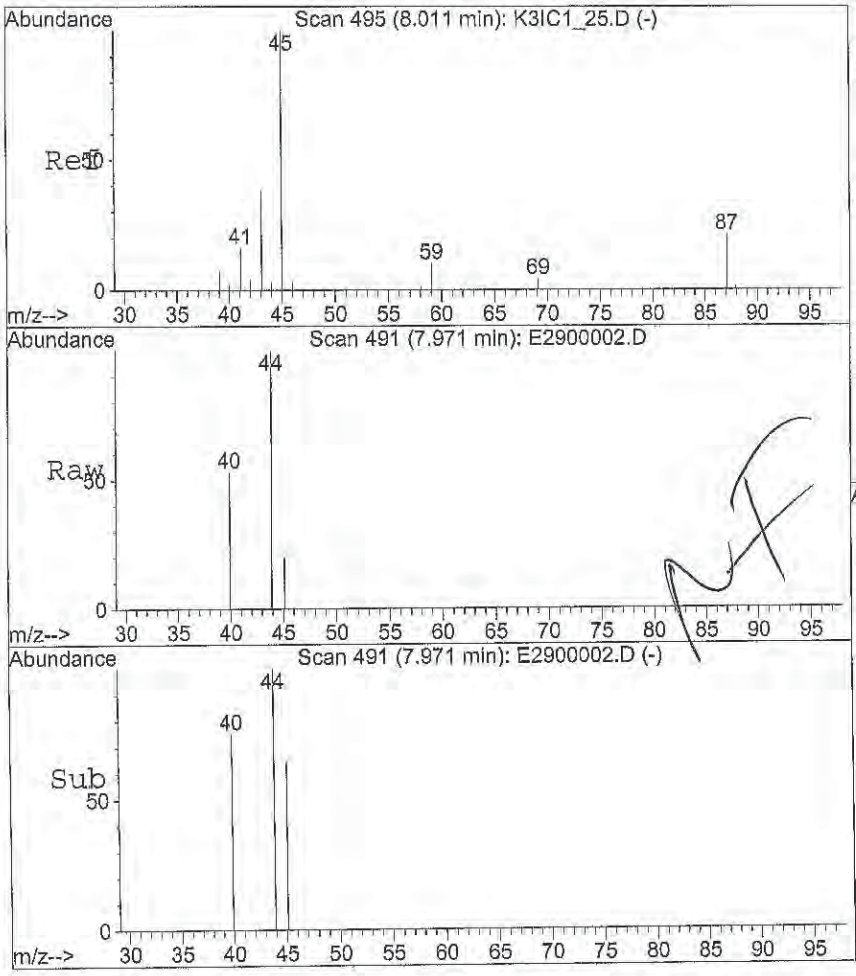

#22
(DIPE) Diisopropyl Ether
Concen: 0.02 ug/L
RT: 7.97 min Scan# 491
Delta R.T. -0.04 min
Lab File: E2900002.D
Acq: 29 May 2014 8:46 am

Tgt Ion: 45 Resp: 256

Ion	Ratio	Lower	Upper
45	100		
87	0.0	17.0	25.6#
43	0.0	30.5	45.7#
59	0.0	7.4	11.2#

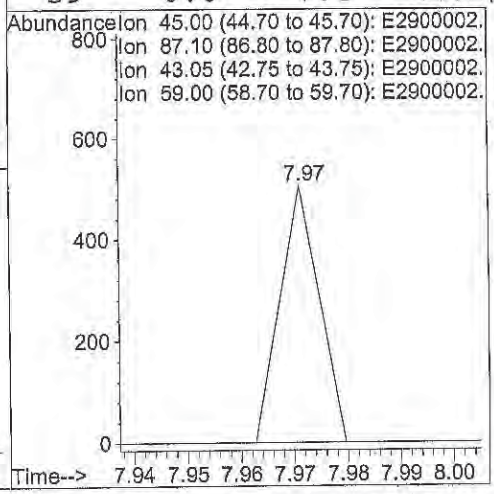

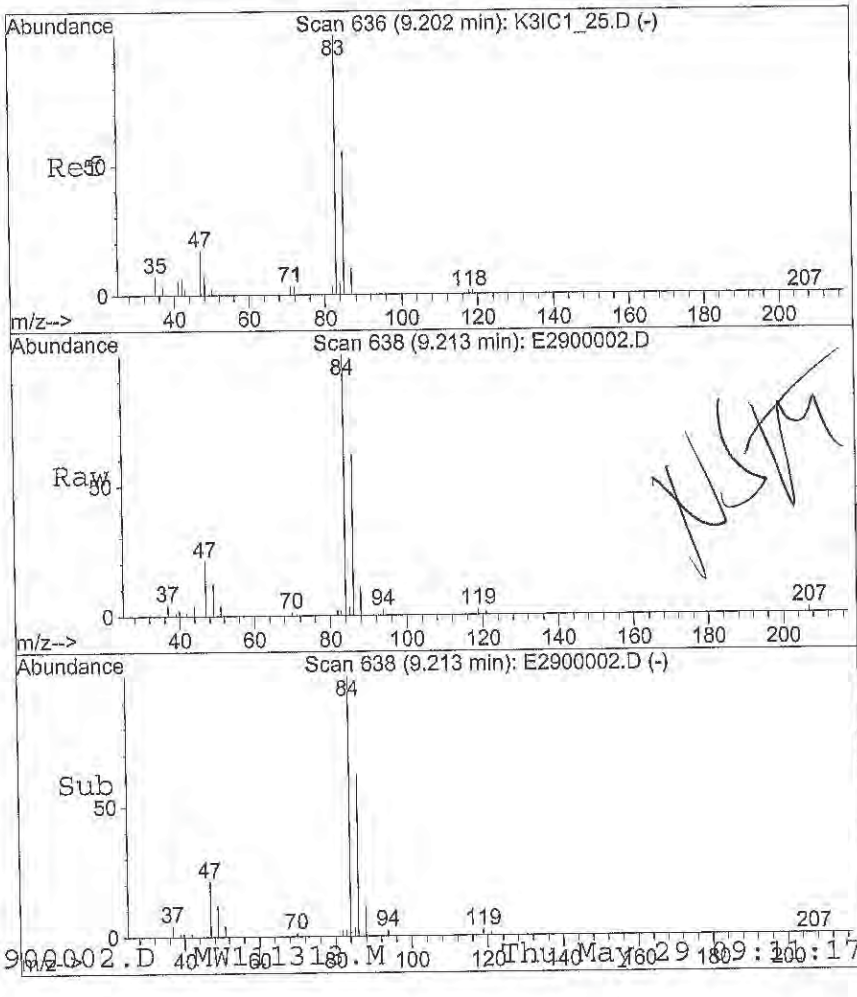

#24
Chloroform
Concen: 0.19 ug/L
RT: 9.21 min Scan# 638
Delta R.T. 0.01 min
Lab File: E2900002.D
Acq: 29 May 2014 8:46 am

Tgt Ion: 83 Resp: 1538

Ion	Ratio	Lower	Upper
83	100		
85	0.0	51.8	77.6#

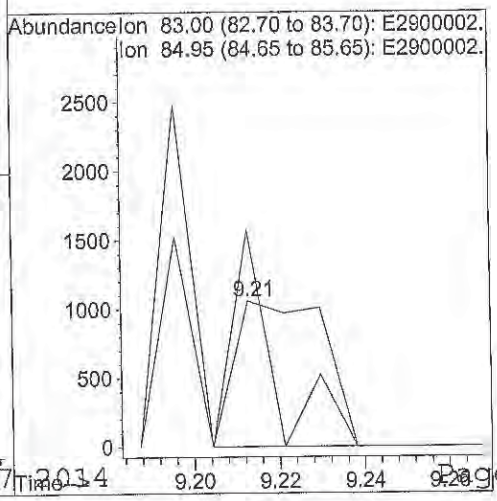

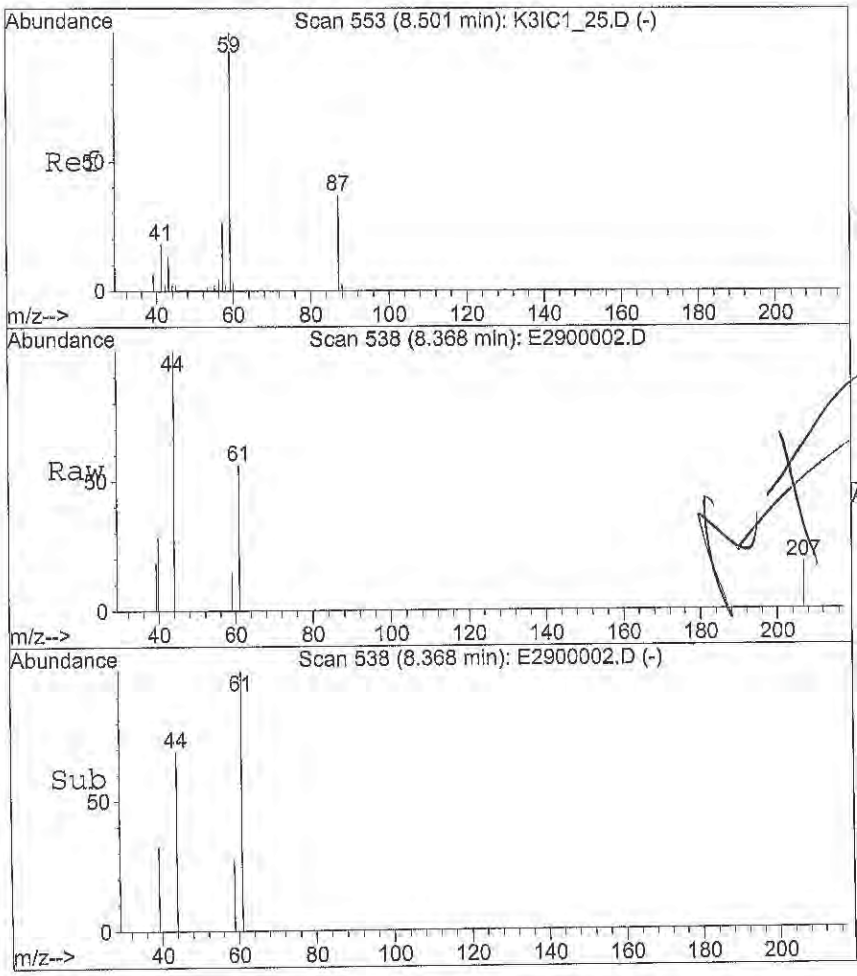

#25
(ETBE) 2-ethoxy 2-methyl propar
Concen: 0.03 ug/L
RT: 8.37 min Scan# 538
Delta R.T. -0.13 min
Lab File: E2900002.D
Acq: 29 May 2014 8:46 am

Tgt Ion: 59 Resp: 293

Ion	Ratio	Lower	Upper
59	100		
87	0.0	27.8	41.8#
57	0.0	19.8	29.6#
77	0.0	0.0	0.0

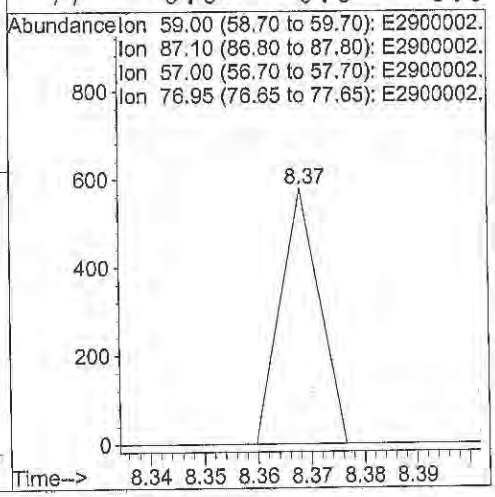

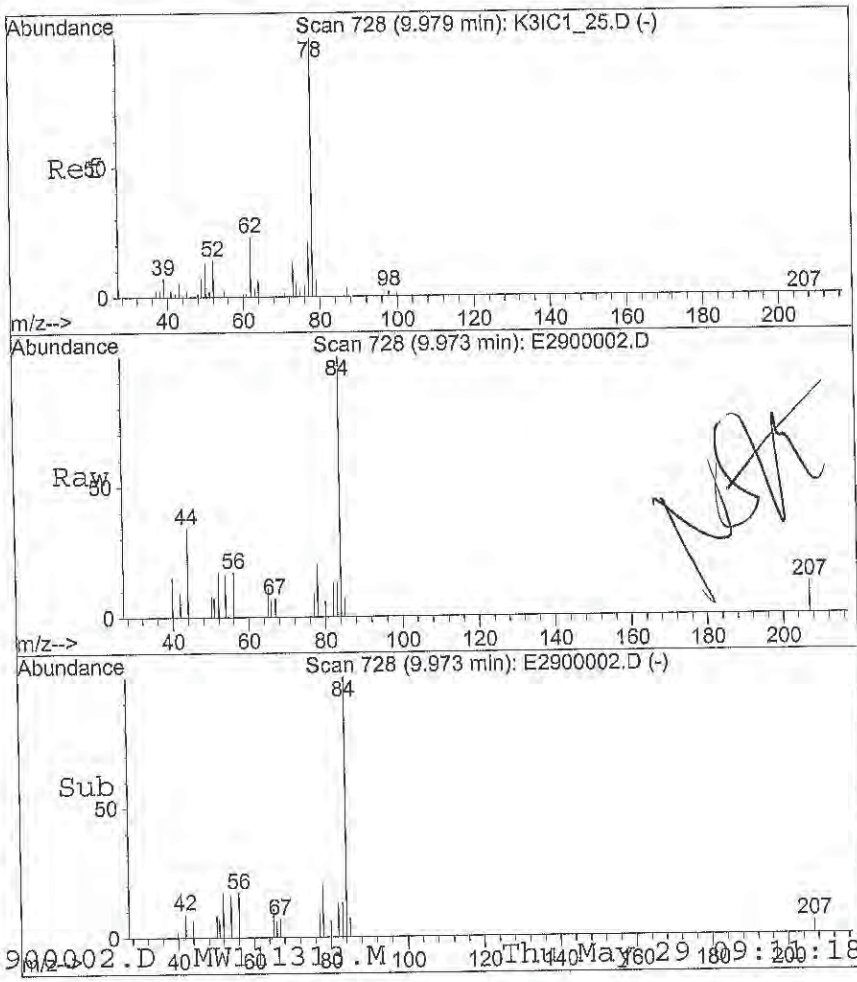

#31
Benzene
Concen: 0.17 ug/L
RT: 9.97 min Scan# 728
Delta R.T. -0.01 min
Lab File: E2900002.D
Acq: 29 May 2014 8:46 am

Tgt Ion: 78 Resp: 2529

Ion	Ratio	Lower	Upper
78	100		
51	0.0	14.2	21.2#
77	28.7	16.6	24.8#

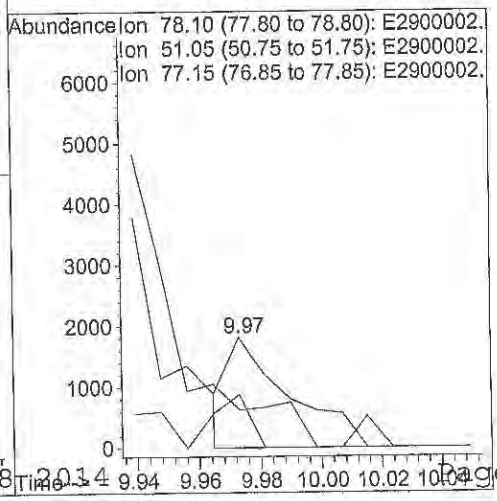

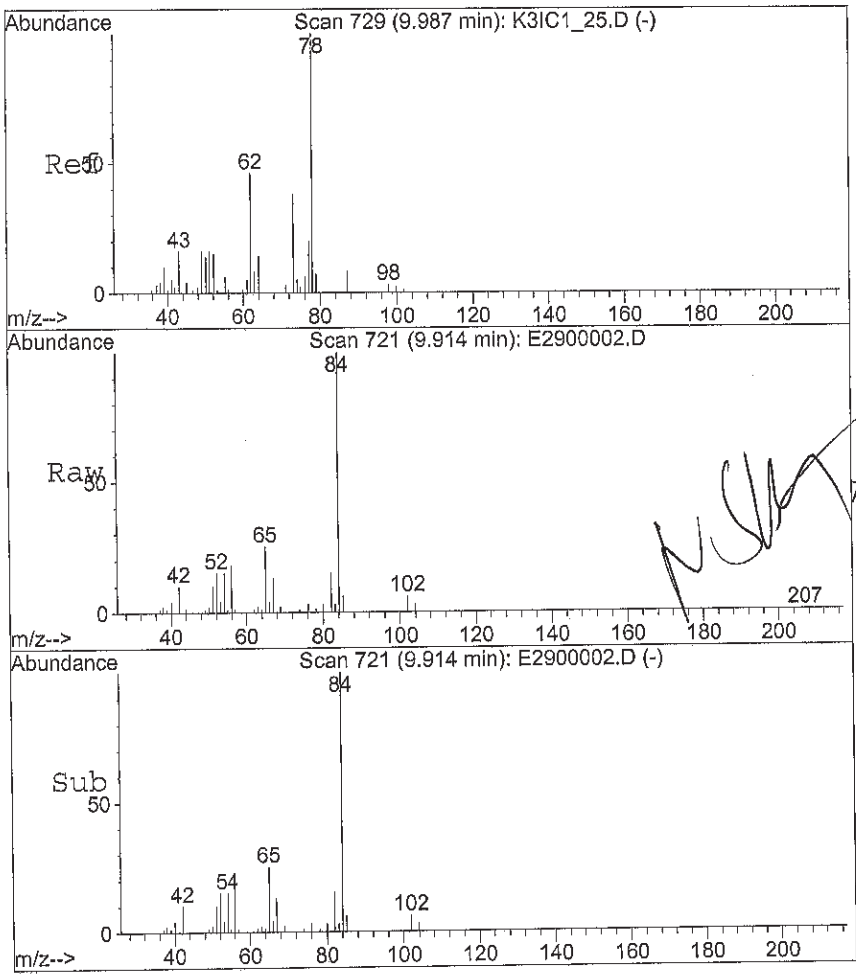

#32
1,2-Dichloroethane
Concen: 1.36 ug/L
RT: 9.91 min Scan# 721
Delta R.T. -0.07 min
Lab File: E2900002.D
Acq: 29 May 2014 8:46 am

Tgt Ion: 62 Resp: 7172

Ion	Ratio	Lower	Upper
62	100		
64	185.4	28.0	42.0#
49	230.6	28.5	42.7#
98	0.0	6.2	9.4#

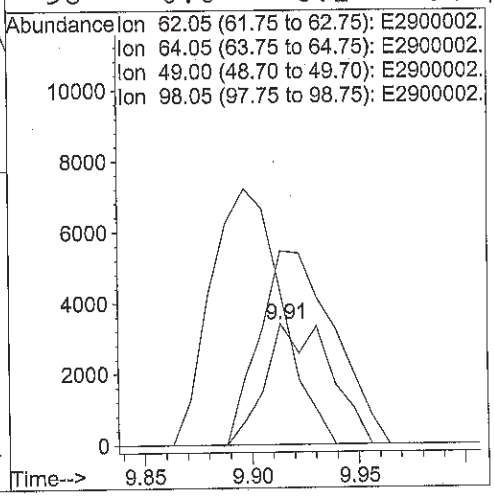

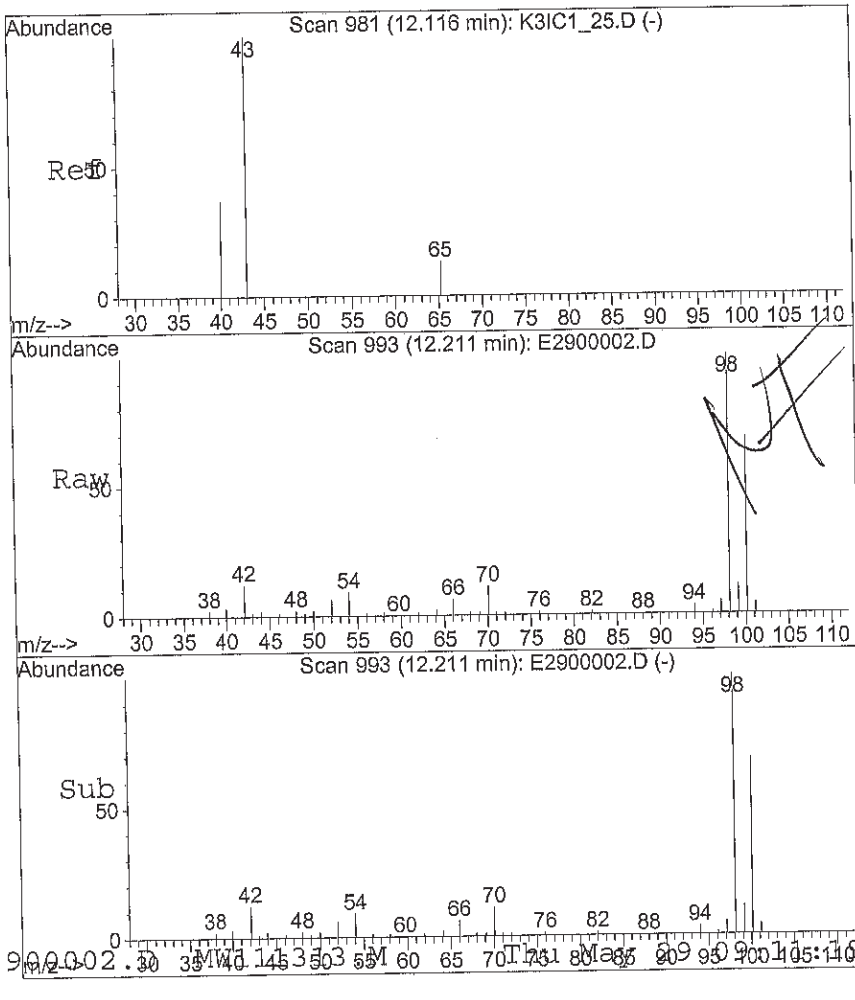

#40
(MIBK) 4-Methyl-2-Pentanone
Concen: 2.93 ug/L
RT: 12.21 min Scan# 993
Delta R.T. 0.10 min
Lab File: E2900002.D
Acq: 29 May 2014 8:46 am

Tgt Ion: 43 Resp: 7284

Ion	Ratio	Lower	Upper
43	100		
58	153.0	0.0	0.0#
85	0.0	0.0	0.0
100	12995.8	0.0	0.0#

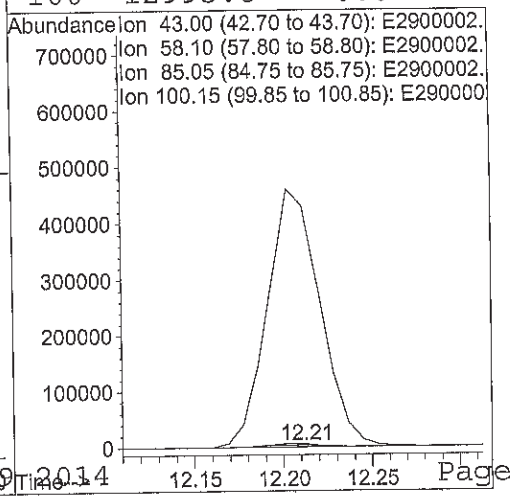

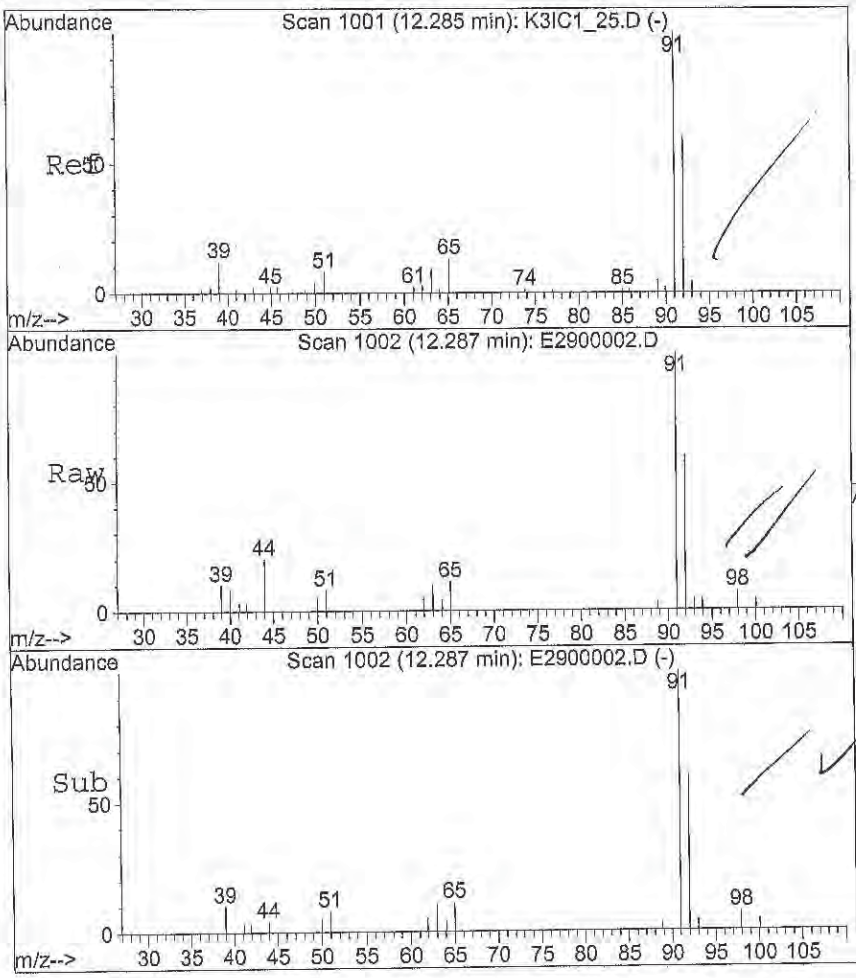

#41
Toluene
Concen: 1.97 ug/L
RT: 12.29 min Scan# 1002
Delta R.T. 0.00 min
Lab File: E2900002.D
Acq: 29 May 2014 8:46 am

Tgt Ion: 91 Resp: 33408

Ion	Ratio	Lower	Upper
91	100		
92	58.4	47.4	71.0

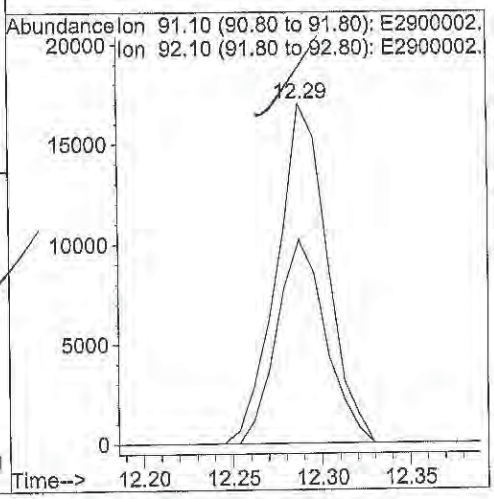

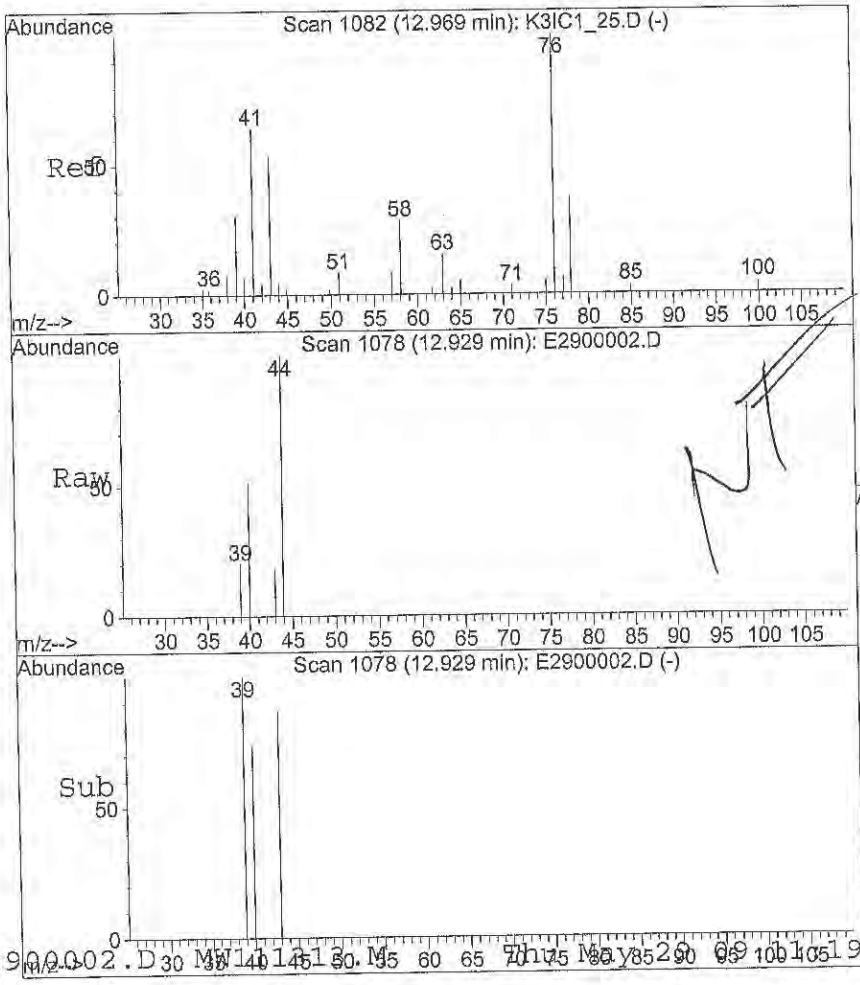

#46
2-Hexanone
Concen: 0.10 ug/L
RT: 12.93 min Scan# 1078
Delta R.T. -0.04 min
Lab File: E2900002.D
Acq: 29 May 2014 8:46 am

Tgt Ion: 43 Resp: 270

Ion	Ratio	Lower	Upper
43	100		
58	0.0	40.9	61.3#
100	0.0	5.5	8.3#
85	0.0	4.3	6.5#

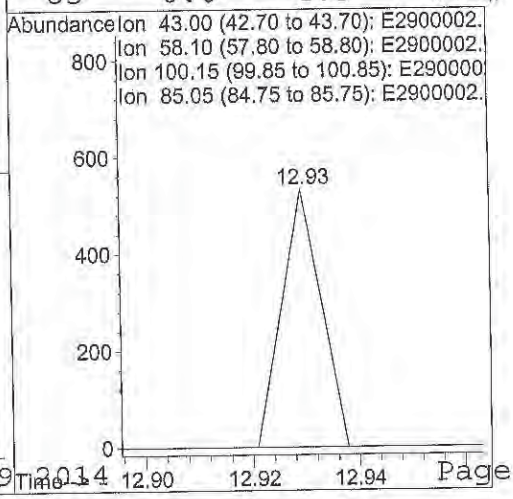

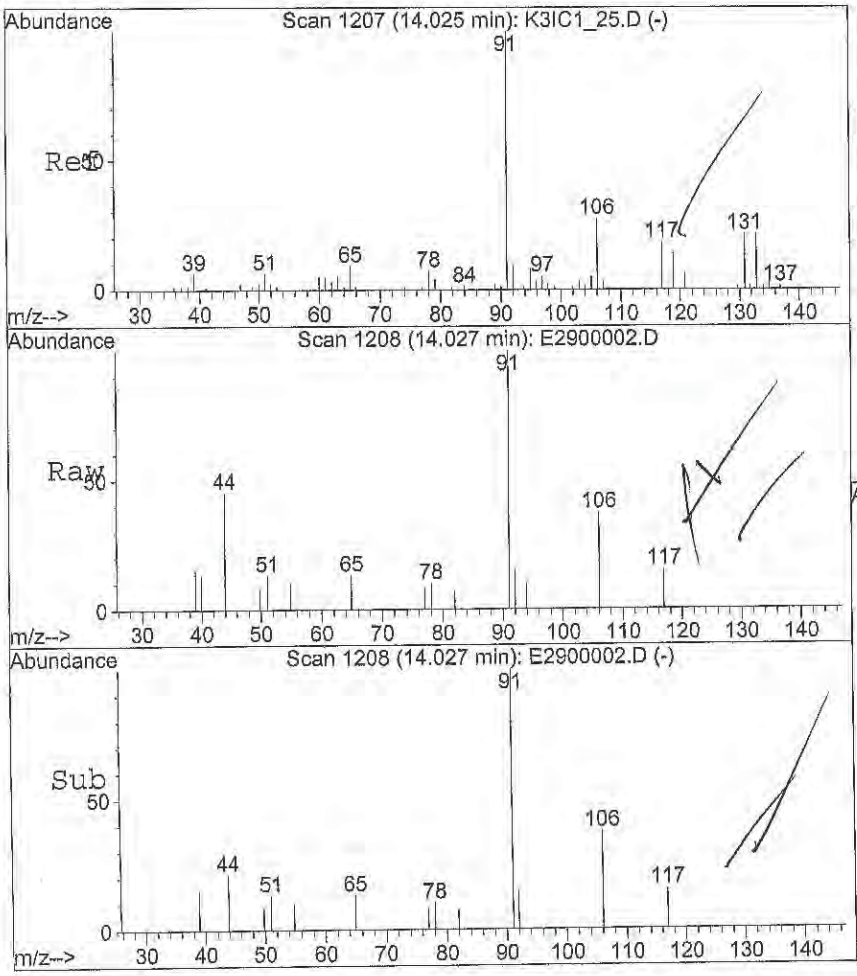

#51
Ethylbenzene
Concen: 0.75 ug/L
RT: 14.03 min Scan# 1208
Delta R.T. 0.00 min
Lab File: E2900002.D
Acq: 29 May 2014 8:46 am

Tgt Ion: 91 Resp: 14449

Ion	Ratio	Lower	Upper
91	100		
106	31.2	23.5	35.3

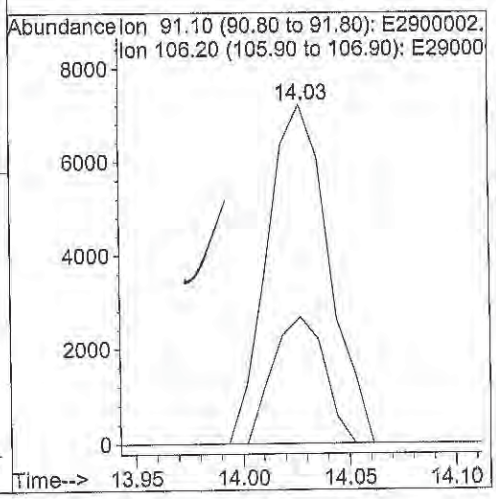

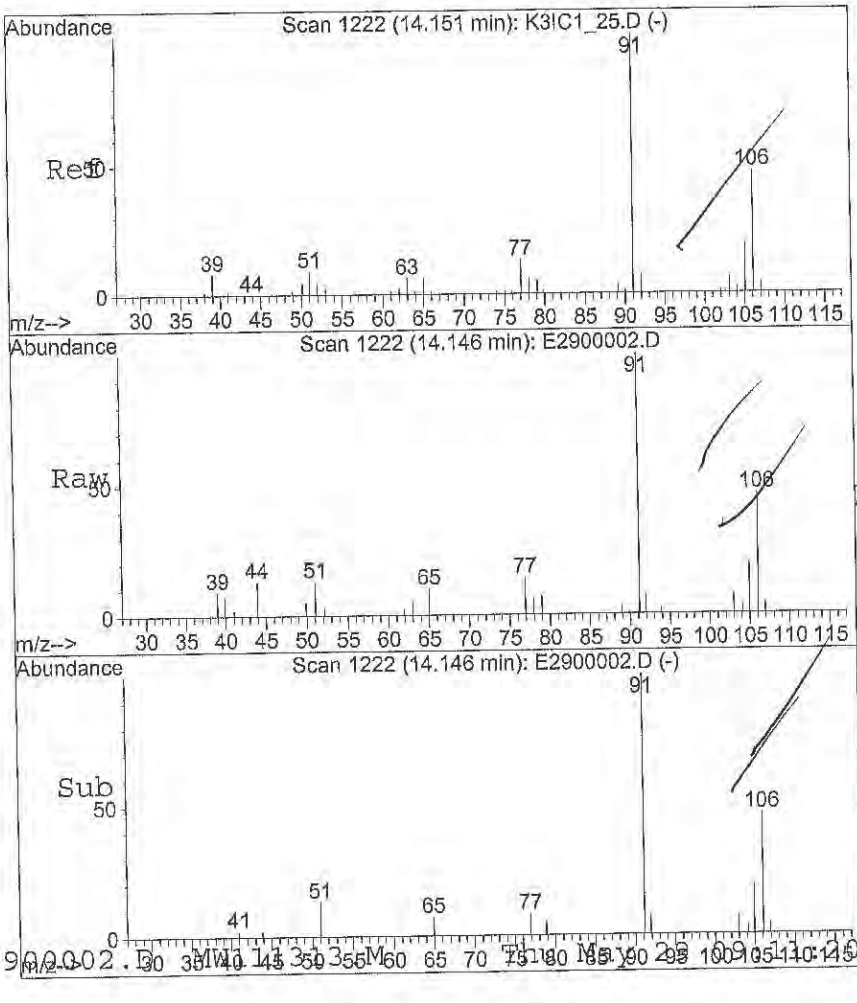

#52
m,p-Xylenes
Concen: 2.98 ug/L
RT: 14.15 min Scan# 1222
Delta R.T. -0.01 min
Lab File: E2900002.D
Acq: 29 May 2014 8:46 am

Tgt Ion:106 Resp: 20420

Ion	Ratio	Lower	Upper
106	100		
91	220.6	177.1	265.7

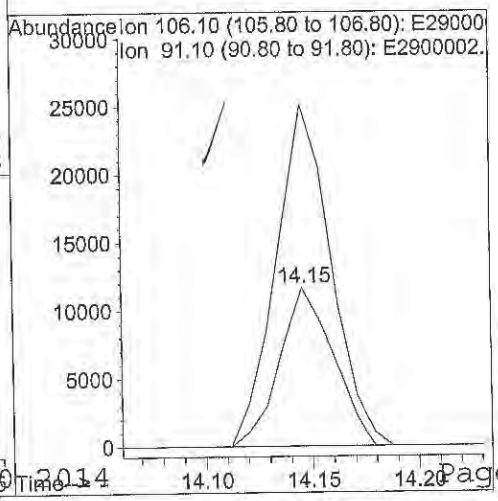

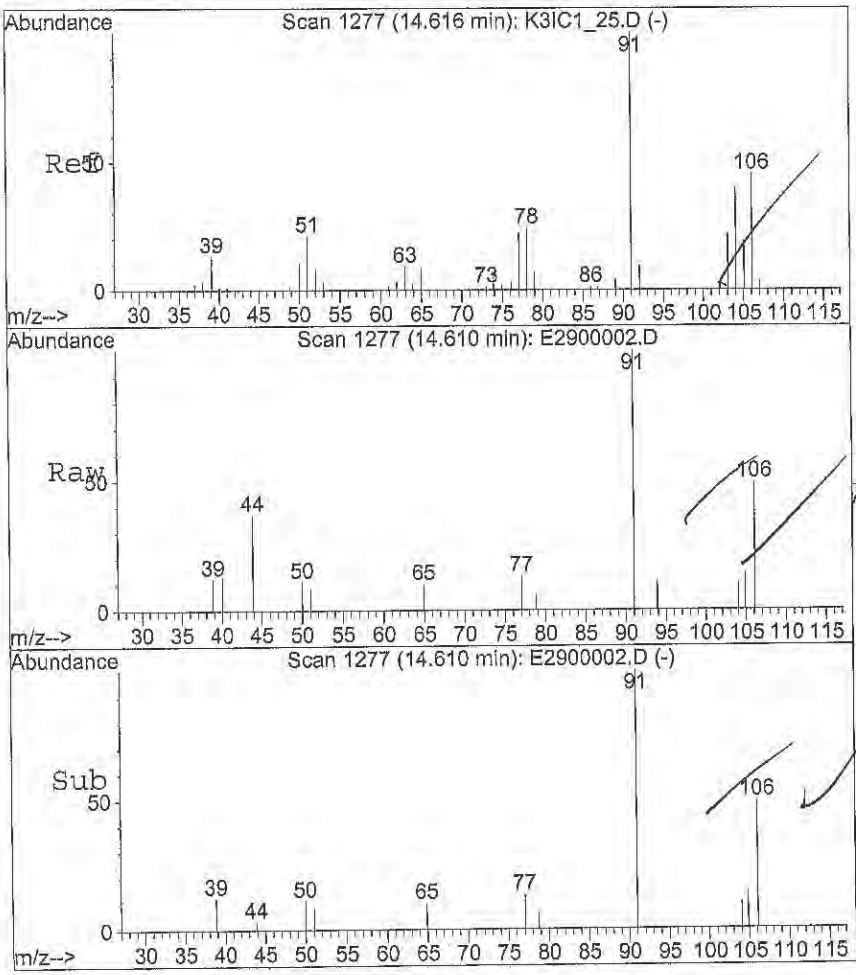

#53
o-Xylene
Concen: 1.21 ug/L
RT: 14.61 min Scan# 1277
Delta R.T. -0.01 min
Lab File: E2900002.D
Acq: 29 May 2014 8:46 am

Tgt Ion:106 Resp: 8215

Ion	Ratio	Lower	Upper
106	100		
91	239.8	179.0	268.6

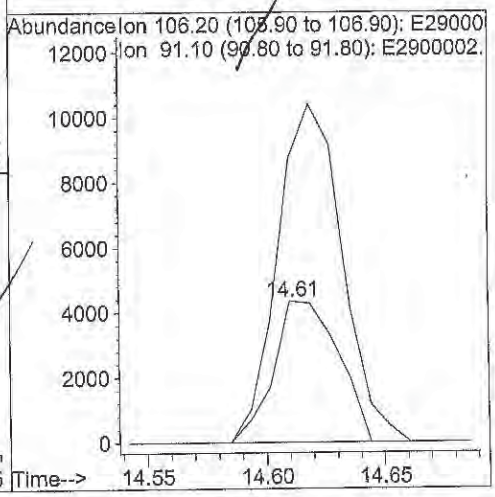

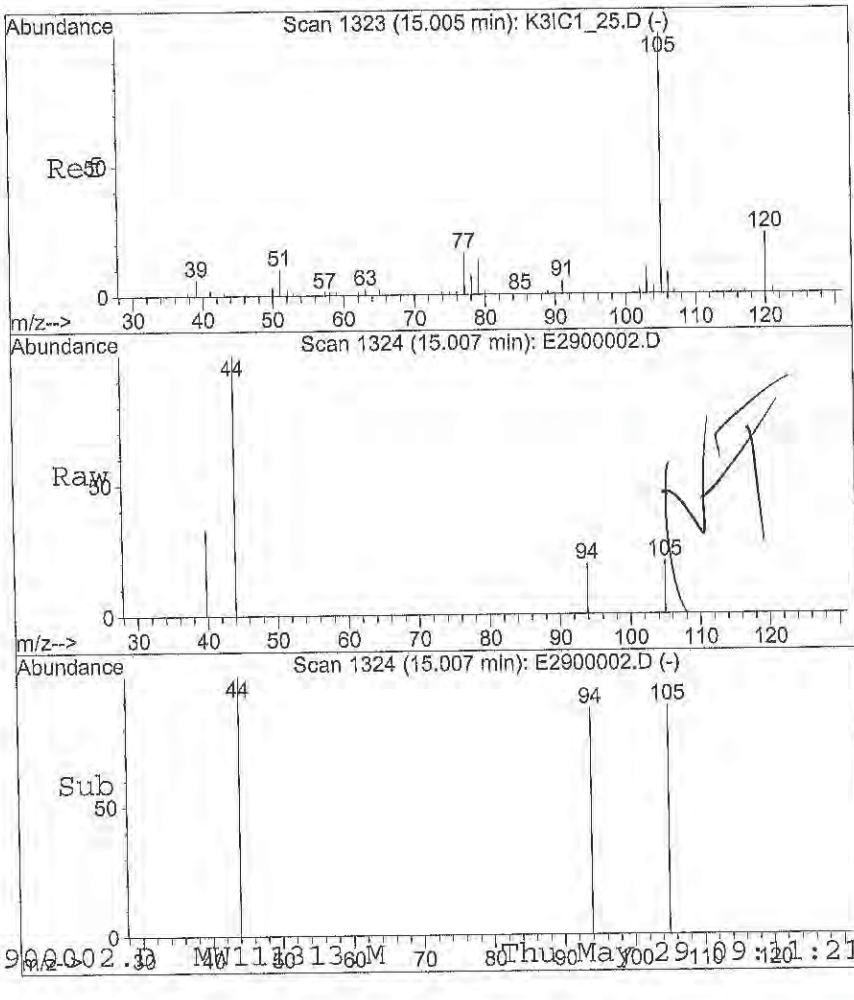

#56
Isopropylbenzene
Concen: 0.02 ug/L
RT: 15.01 min Scan# 1324
Delta R.T. 0.00 min
Lab File: E2900002.D
Acq: 29 May 2014 8:46 am

Tgt Ion:105 Resp: 324

Ion	Ratio	Lower	Upper
105	100		
120	0.0	19.3	28.9#
77	0.0	13.1	19.7#

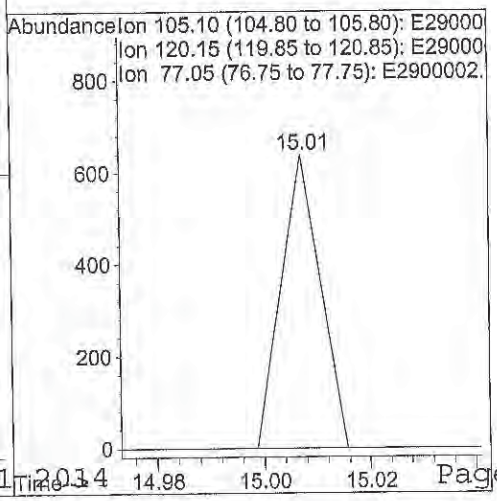

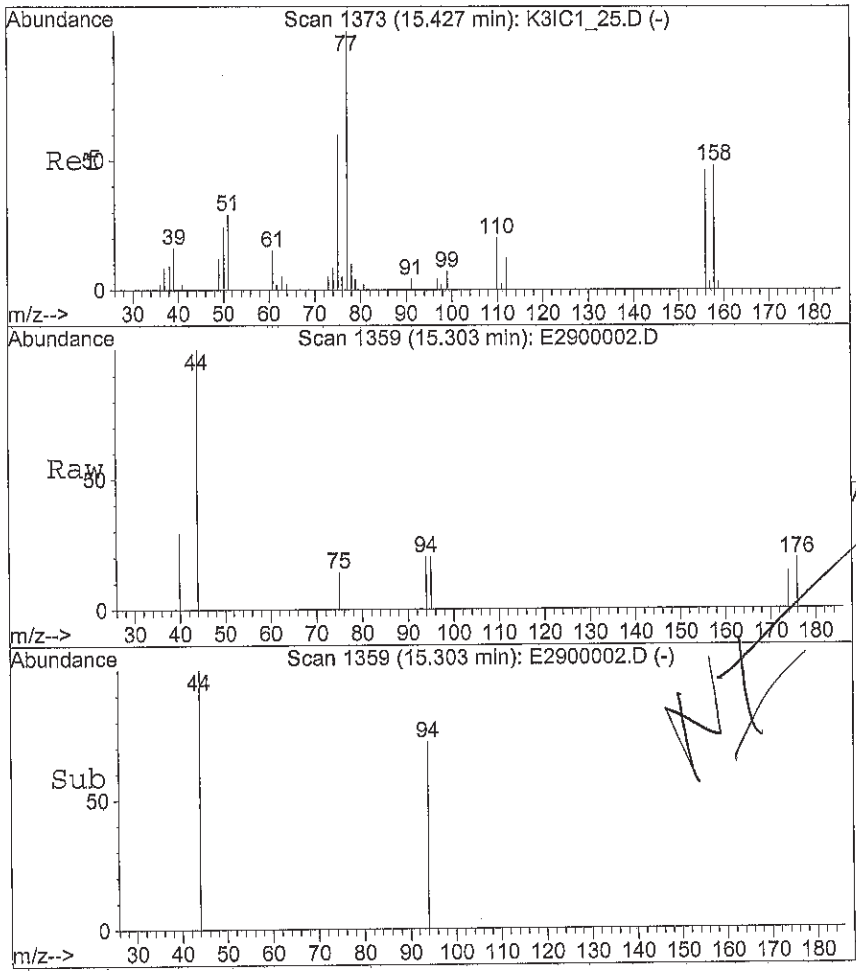

#57
1,2,3-Trichloropropane
Concen: 0.05 ug/L
RT: 15.30 min Scan# 1359
Delta R.T. -0.12 min
Lab File: E2900002.D
Acq: 29 May 2014 8:46 am

Tgt Ion: 75 Resp: 255

Ion	Ratio	Lower	Upper
75	100		
77	0.0	31.2	46.8#

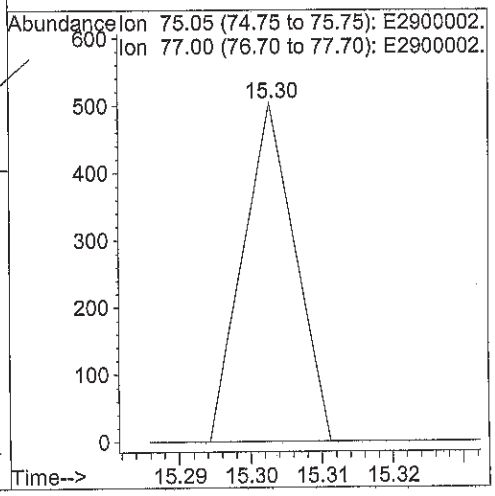

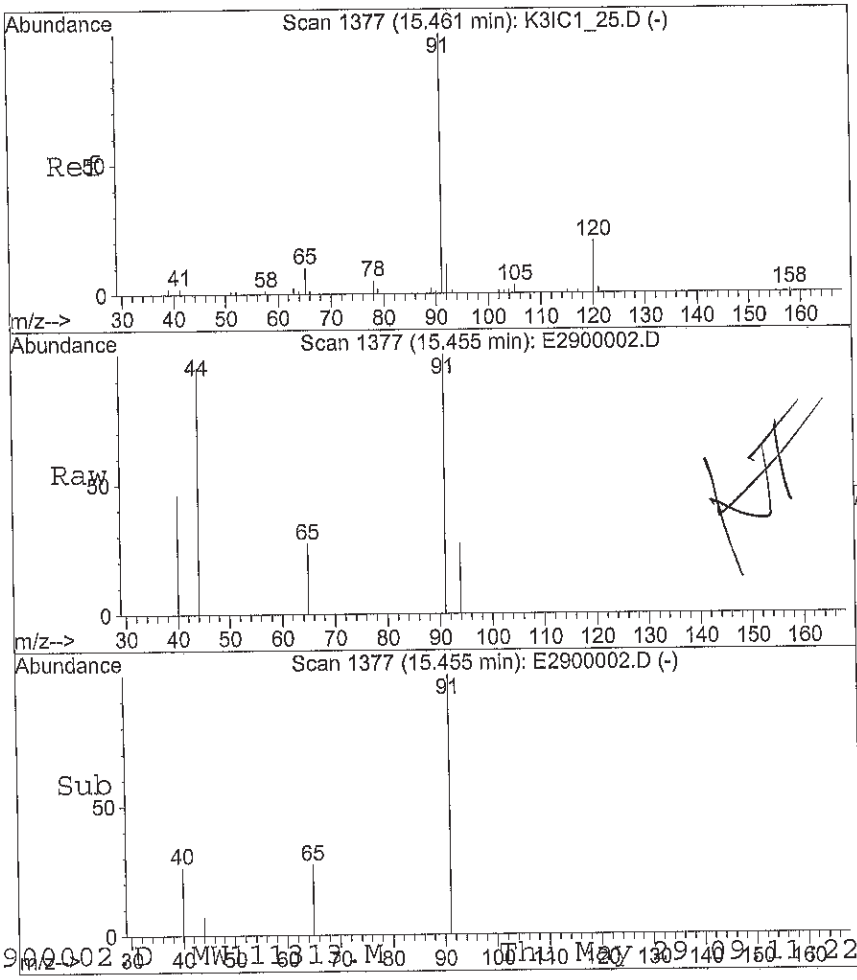

#62
n-Propylbenzene
Concen: 0.18 ug/L
RT: 15.45 min Scan# 1377
Delta R.T. -0.01 min
Lab File: E2900002.D
Acq: 29 May 2014 8:46 am

Tgt Ion: 91 Resp: 5039

Ion	Ratio	Lower	Upper
91	100		
120	15.3	16.1	24.1#

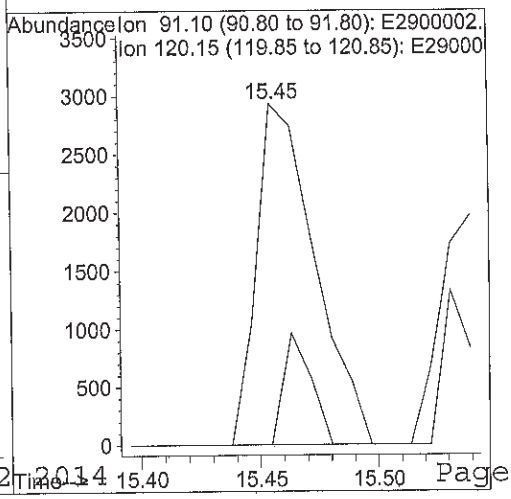

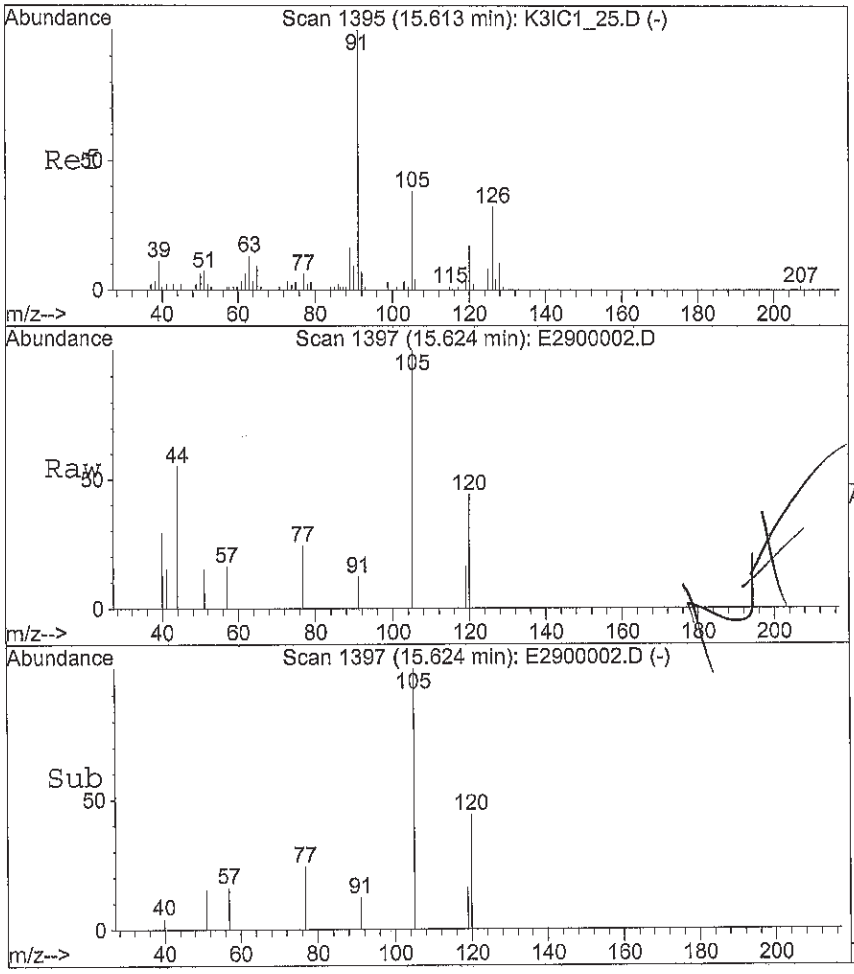

#63
2-Chlorotoluene
Concen: 0.02 ug/L
RT: 15.62 min Scan# 1397
Delta R.T. 0.01 min
Lab File: E2900002.D
Acq: 29 May 2014 8:46 am

Tgt Ion: 91 Resp: 271

Ion	Ratio	Lower	Upper
91	100		
126	0.0	24.0	36.0#

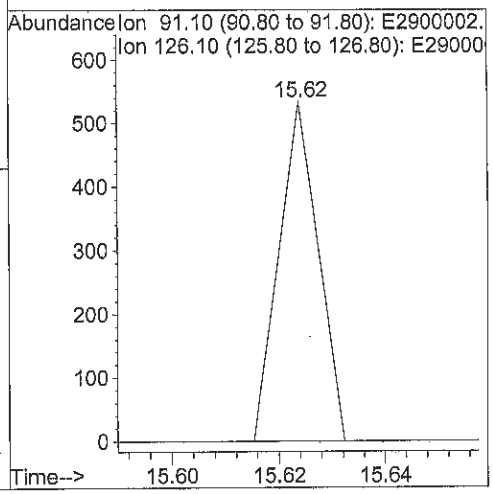

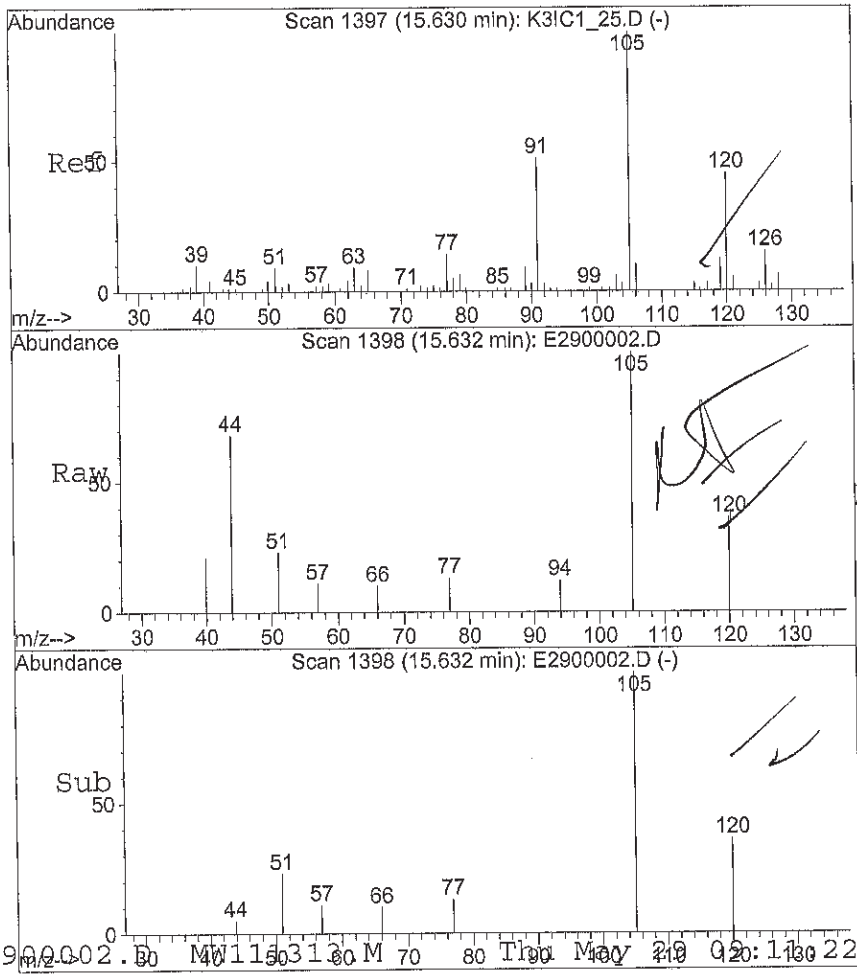

#64
1,3,5-Trimethylbenzene
Concen: 0.47 ug/L
RT: 15.63 min Scan# 1398
Delta R.T. 0.00 min
Lab File: E2900002.D
Acq: 29 May 2014 8:46 am

Tgt Ion:105 Resp: 7988

Ion	Ratio	Lower	Upper
105	100		
120	39.8	36.4	54.6

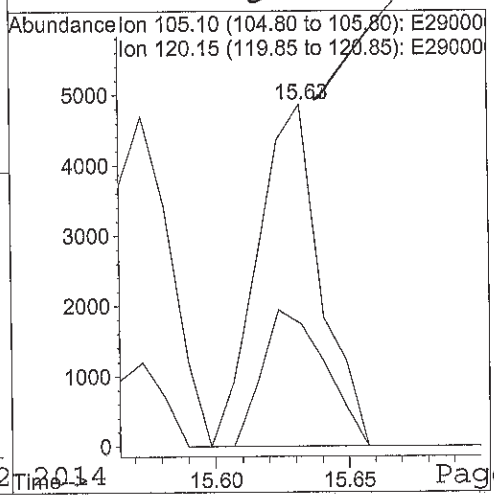

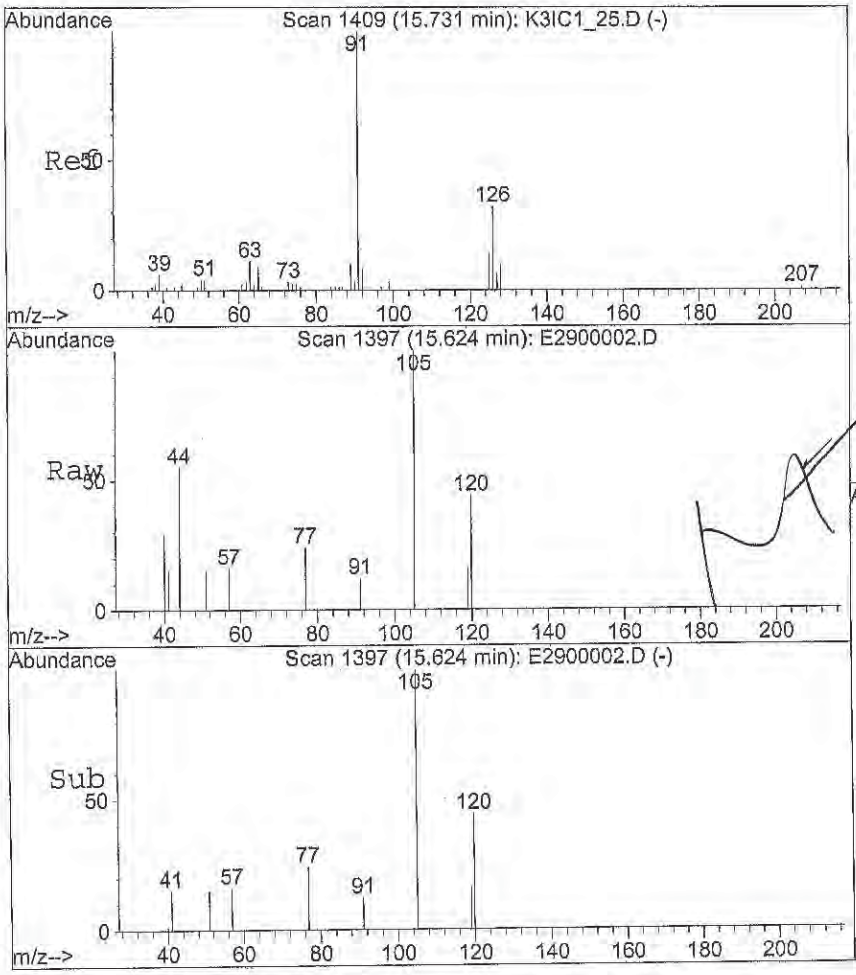

#65
4-Chlorotoluene
Concen: 0.02 ug/L
RT: 15.62 min Scan# 1397
Delta R.T. -0.11 min
Lab File: E2900002.D
Acq: 29 May 2014 8:46 am

Tgt Ion: 91 Resp: 271

Ion	Ratio	Lower	Upper
91	100		
126	0.0	24.6	36.8#

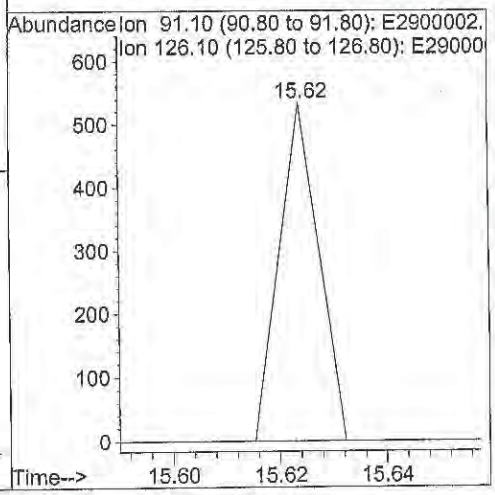

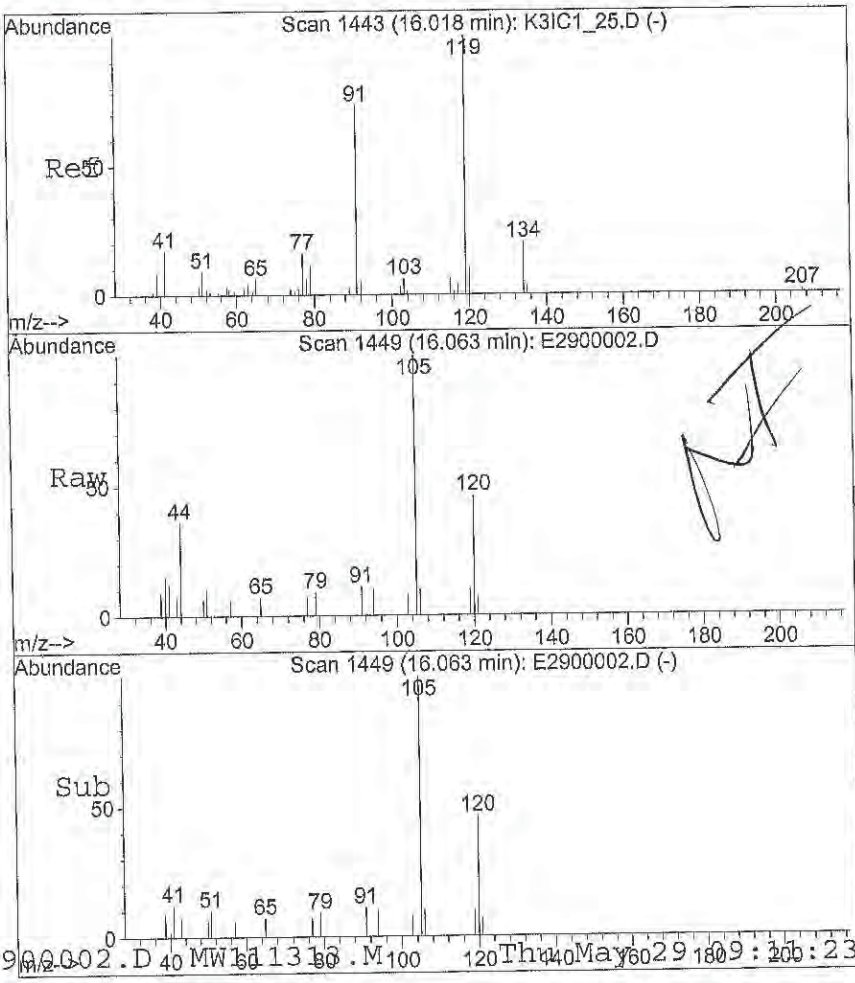

#66
tert-Butylbenzene
Concen: 0.10 ug/L
RT: 16.06 min Scan# 1449
Delta R.T. 0.04 min
Lab File: E2900002.D
Acq: 29 May 2014 8:46 am

Tgt Ion:119 Resp: 1529

Ion	Ratio	Lower	Upper
119	100		
91	62.1	56.3	84.5
134	0.0	16.1	24.1#

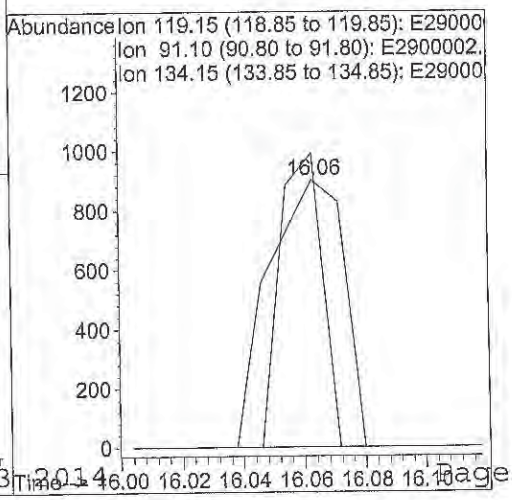

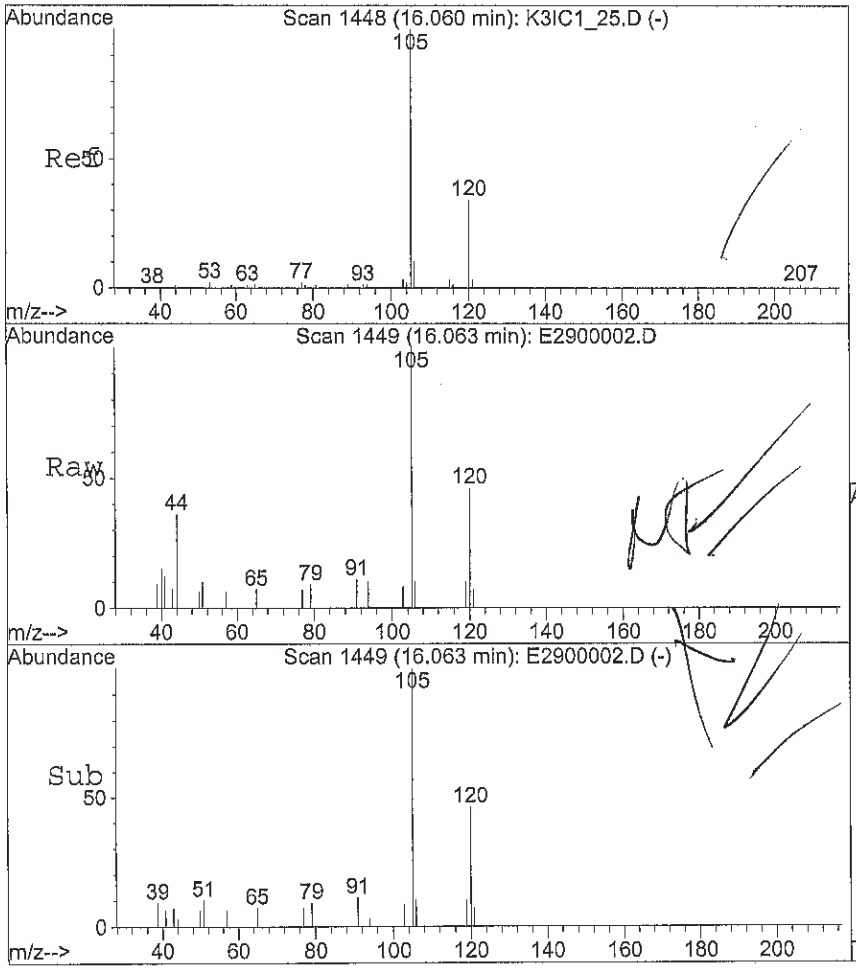

#67
1,2,4-Trimethylbenzene
Concen: 0.92 ug/L
RT: 16.06 min Scan# 1449
Delta R.T. 0.00 min
Lab File: E2900002.D
Acq: 29 May 2014 8:46 am

Tgt Ion:105 Resp: 16484

Ion	Ratio	Lower	Upper
105	100		
120	38.3	33.8	50.8

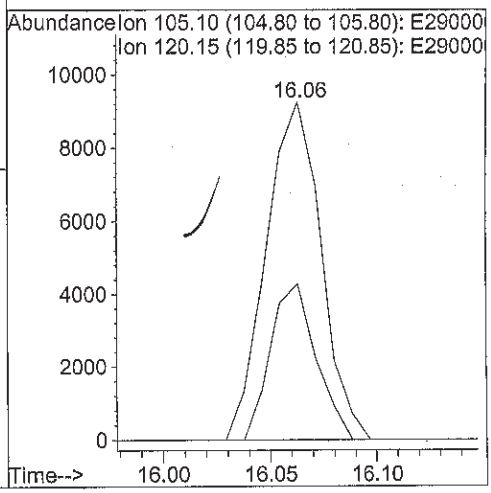

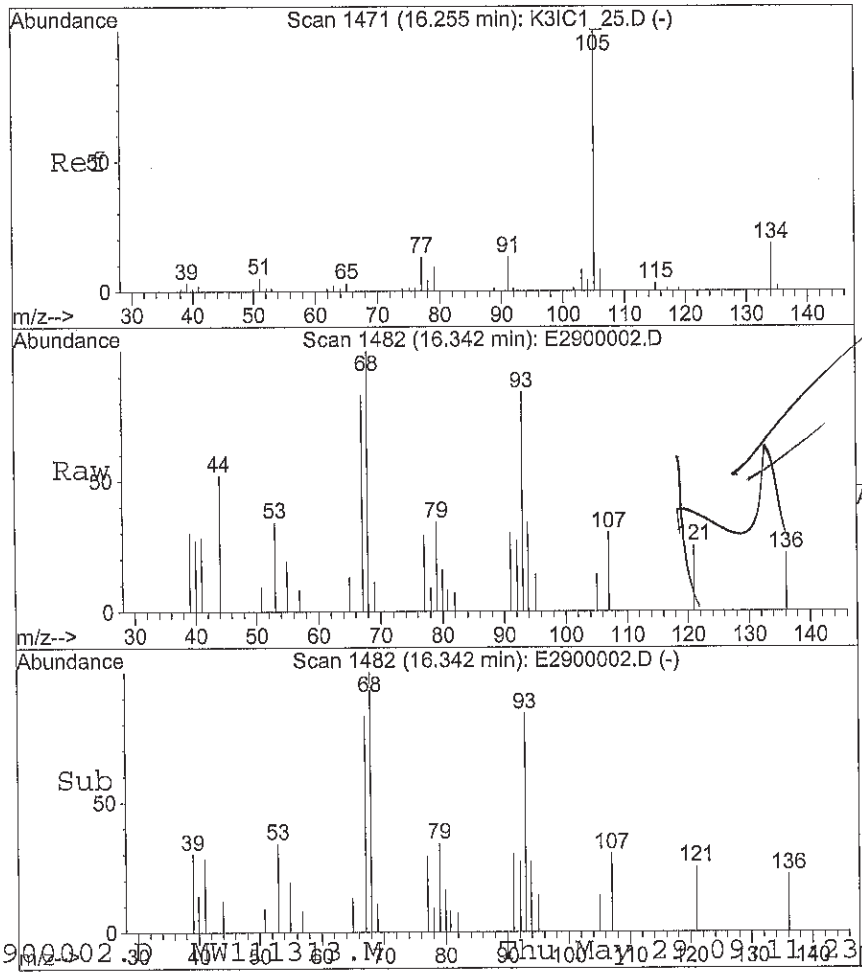

#68
sec-Butylbenzene
Concen: 0.03 ug/L
RT: 16.34 min Scan# 1482
Delta R.T. 0.09 min
Lab File: E2900002.D
Acq: 29 May 2014 8:46 am

Tgt Ion:105 Resp: 800

Ion	Ratio	Lower	Upper
105	100		
134	0.0	13.0	19.6#

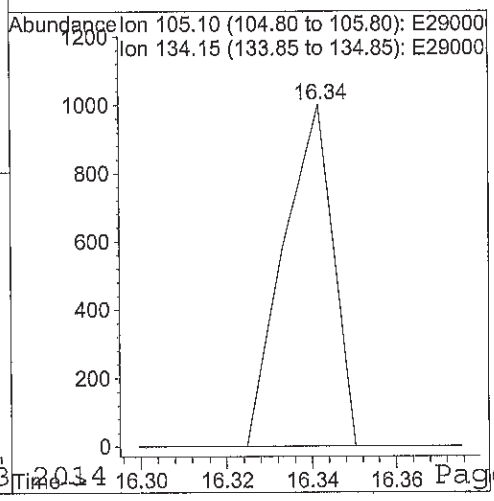

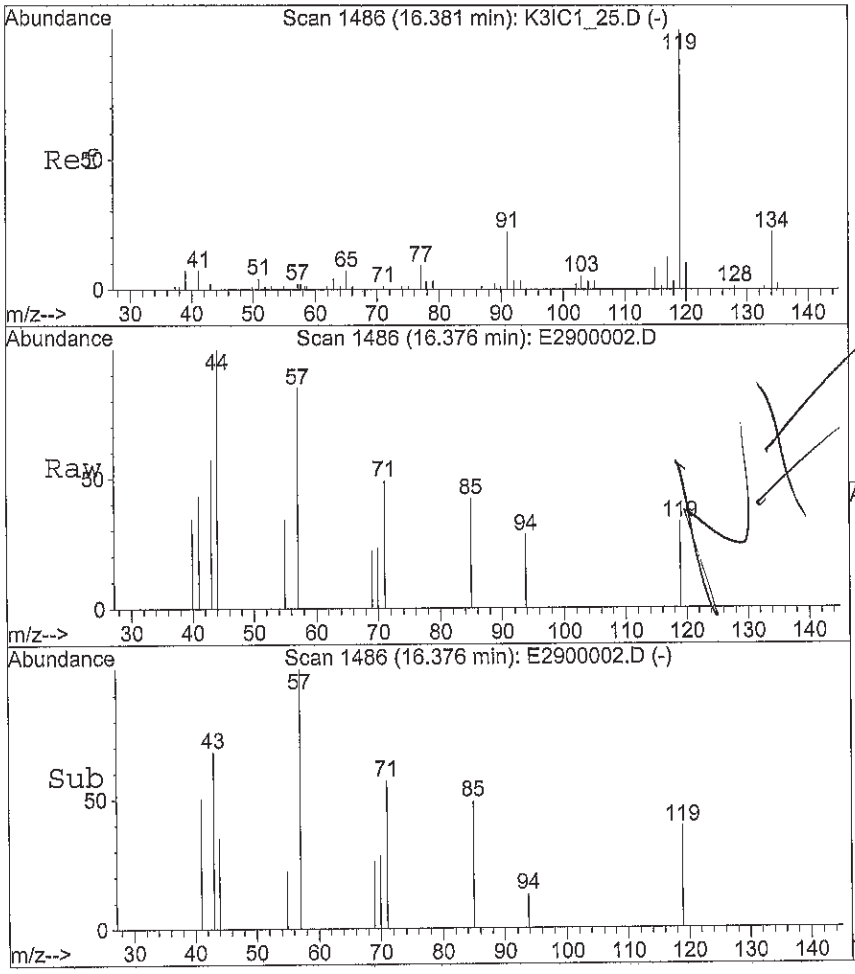

#69
p-Isopropyltoluene
Concen: 0.07 ug/L
RT: 16.38 min Scan# 1486
Delta R.T. -0.01 min
Lab File: E2900002.D
Acq: 29 May 2014 8:46 am

Tgt Ion:119 Resp: 1383

Ion	Ratio	Lower	Upper
119	100		
134	0.0	17.4	26.2#
91	0.0	19.6	29.4#

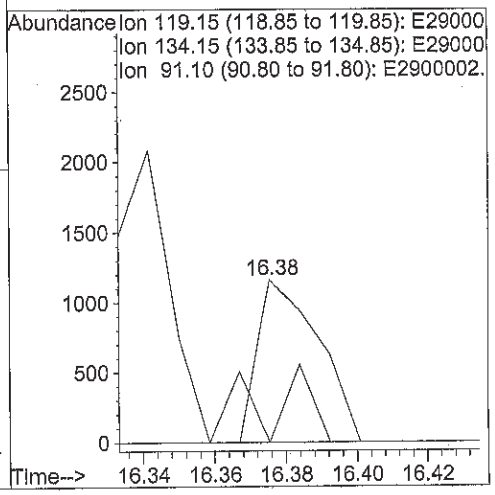

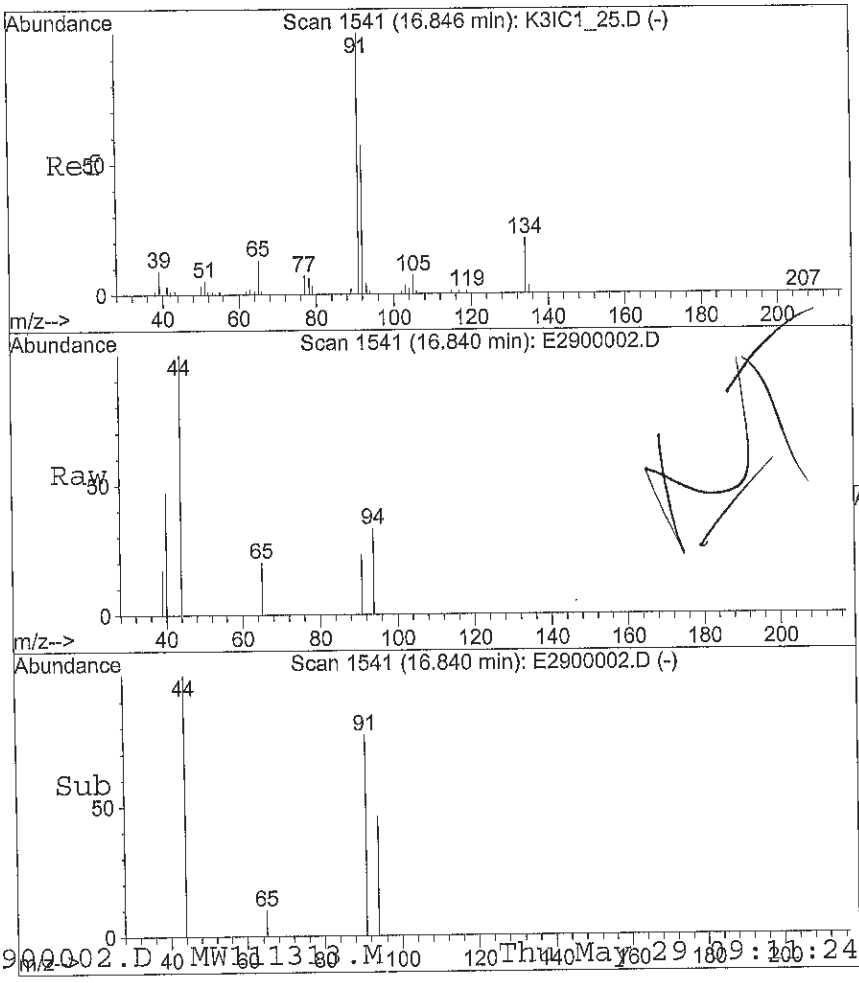

#72
n-Butylbenzene
Concen: 0.03 ug/L
RT: 16.84 min Scan# 1541
Delta R.T. -0.01 min
Lab File: E2900002.D
Acq: 29 May 2014 8:46 am

Tgt Ion: 91 Resp: 628

Ion	Ratio	Lower	Upper
91	100		
92	0.0	47.0	70.4#
134	0.0	18.1	27.1#

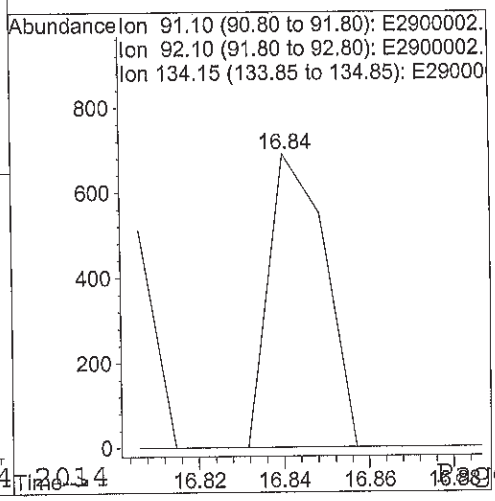

Quantitation Report (Not Reviewed)

Data File : C:\HPCHEM\1\DATA\052914L3\E2900002.D Vial: 1
Acq On : 29 May 2014 8:46 am Operator: DN
Sample : 3E42901-02 Inst : GC/MS Ins
Misc : 100cc SVL-544-SA5D-SV-10.0-11.0 Multiplr: 10.00
MS Integration Params: rteint.p
Quant Time: May 29 9:12 19114 Quant Results File: SS072713.RES

Quant Method : C:\HPCHEM\1\METHODS\SS072713.M (RTE Integrator)
Title : 8260B GC/MS #3 ICAL SSSF 07/27/13 DN
Last Update : Mon Nov 18 10:31:39 2013
Response via : Initial Calibration
DataAcq Meth : MW111313

Internal Standards	R.T.	QIon	Response	Conc	Units	Dev(Min)
1) Fluorobenzene (IS)	10.29	96	1583591	12.50	ug/L	-0.02
7) Chlorobenzene-d5 (IS)	13.92	117	1245807	12.50	ug/L	-0.01
10) 1,4-Dichlorobenzene-d4 (IS	16.51	152	686848	12.50	ug/L	0.00
System Monitoring Compounds						
2) Dibromofluoromethane (SU1)	9.43	113	445930	10.83	ug/L	0.00
Spiked Amount 12.500	Range 75 - 125		Recovery = 86.64%			
3) Chloroform-d (SU6)	9.19	84	695550	11.77	ug/L	0.00
Spiked Amount 12.500	Range 70 - 140		Recovery = 94.16%			
4) Methylene Chloride-d2 (SU5	7.06	86	386909	11.20	ug/L	-0.02
Spiked Amount 12.500	Range 70 - 140		Recovery = 89.60%			
5) 1,2-Dichloroethane-d4 (SU2	9.90	65	428901	15.24	ug/L	0.00
Spiked Amount 12.500	Range 75 - 125		Recovery = 121.92%			
6) Benzene-d6 (SU7)	9.92	84	1350642	10.87	ug/L	-0.03
Spiked Amount 12.500	Range 70 - 140		Recovery = 86.96%			
8) Toluene-d8 (SU3)	12.20	98	1403987	11.88	ug/L	-0.02
Spiked Amount 12.500	Range 75 - 125		Recovery = 95.04%			
9) 4-Bromofluorobenzene (SU4)	15.23	95	686956	14.08	ug/L	0.00
Spiked Amount 12.500	Range 75 - 125		Recovery = 112.64%			

Target Compounds Qvalue

(#) = qualifier out of range (m) = manual integration

Quantitation Report

Data File : C:\HPCHEM\1\DATA\052914L3\E2900002.D Vial: 1
Acq On : 29 May 2014 8:46 am Operator: DN
Sample : 3E42901-02 Inst : GC/MS Ins
Misc : 100cc SVL-544-SA5D-SV-10.0-11.0 Multiplr: 10.00
MS Integration Params: rteint.p
Quant Time: May 29 9:12 19114 Quant Results File: SS072713.RES

Method : C:\HPCHEM\1\METHODS\SS072713.M (RTE Integrator)
Title : 8260B GC/MS #3 ICAL SSSF 07/27/13 DN
Last Update : Mon Nov 18 10:31:39 2013
Response via : Initial Calibration

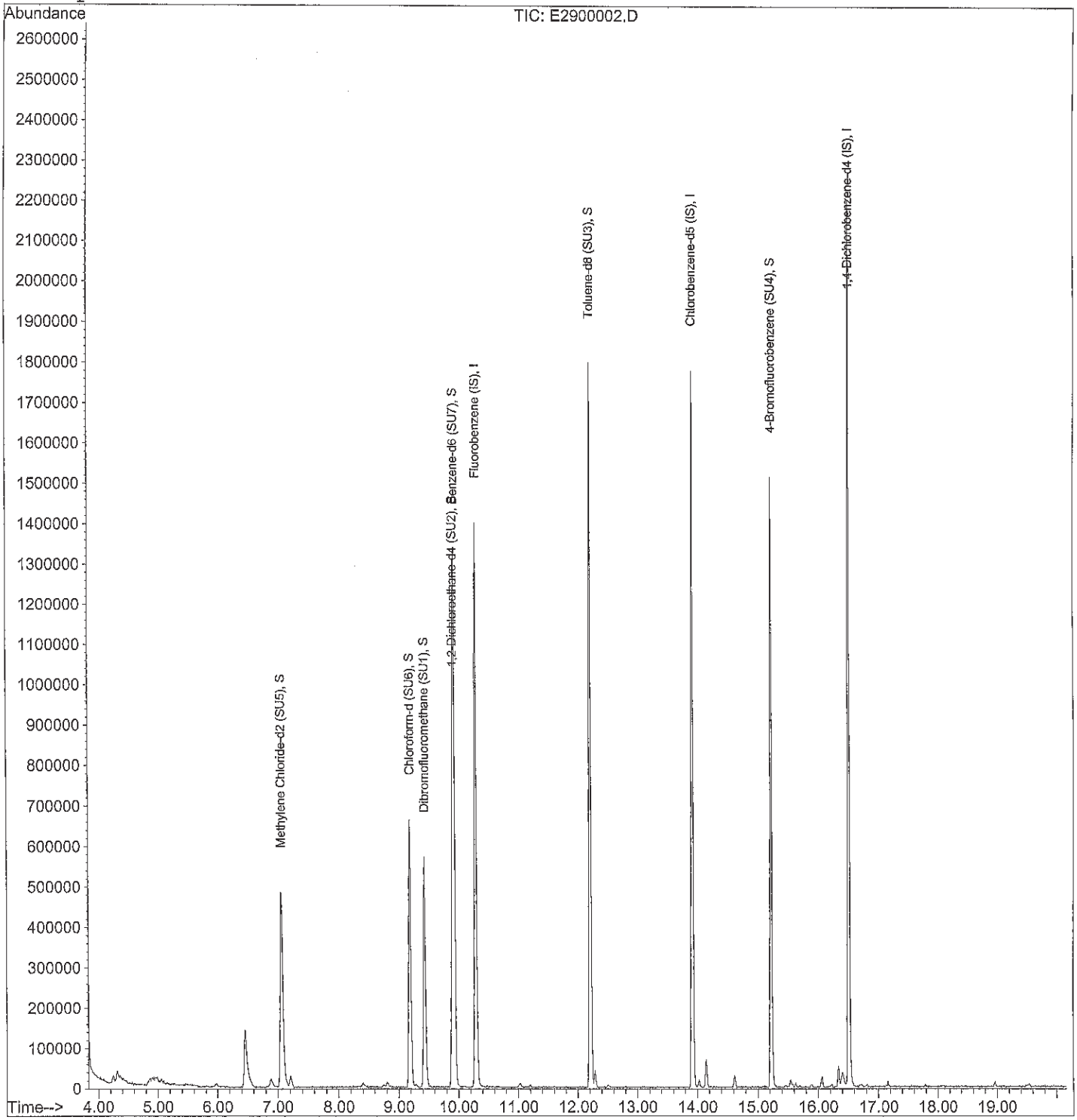

Quantitation Report (Not Reviewed)

Data File : C:\HPCHEM\1\DATA\052914L3\E2900004.D Vial: 3
Acq On : 29 May 2014 9:44 am Operator: DN
Sample : 3E42901-03 Inst : GC/MS Ins
Misc : 100cc SVL-844-SA5D-SV-10.0-11.0 Multiplr: 10.00
MS Integration Params: rteint.p
Quant Time: May 29 10:14 19114 Quant Results File: MW111313.RES

Quant Method : C:\HPCHEM\1\METHODS\MW111313.M (RTE Integrator)
Title : 8260B GC/MS #3 ICAL 11/13/13 DN
Last Update : Wed Nov 13 19:38:32 2013
Response via : Initial Calibration
DataAcq Meth : MW111313

Internal Standards	R.T.	QIon	Response	Conc Units	Dev(Min)
1) Fluorobenzene (IS)	10.29	96	1527639	12.50 ug/L	0.00
38) Chlorobenzene-d5 (IS)	13.92	117	1240492	12.50 ug/L	0.00
59) 1,4-Dichlorobenzene-d4 (IS	16.51	152	660440	12.50 ug/L	0.00
System Monitoring Compounds					
2) Dibromofluoromethane (SU1)	9.43	113	437790	11.49 ug/L	0.01
Spiked Amount 12.500	Range 75 - 125		Recovery = 91.92%		
28) 1,2-Dichloroethane-d4 (SU2	9.90	65	433414	11.97 ug/L	0.00
Spiked Amount 12.500	Range 75 - 125		Recovery = 95.76%		
39) Toluene-d8 (SU3)	12.20	98	1377058	11.90 ug/L	0.00
Spiked Amount 12.500	Range 75 - 125		Recovery = 95.20%		
58) 4-Bromofluorobenzene (SU4)	15.23	95	698892	13.78 ug/L	0.00
Spiked Amount 12.500	Range 75 - 125		Recovery = 110.24%		
Target Compounds					Qvalue
3) (F12) Dichlorodifluorometh	4.10	85	254	0.07 ~~ug/L~~ #	44
4) Chloromethane	4.40	50	4170	0.41 ~~ug/L~~ #	82
6) Bromomethane	5.07	96	2378	-0.36 ~~ug/L~~ #	1
7) Chloroethane	5.22	64	1040	1.51 ~~ug/L~~	93
11) Acetone	6.46	58	3498	0.77 ~~ug/L~~ #	58
12) (IPA) Leak Check Compound	6.46	45	301468	1642.27 ~~ug/L~~ #	82
13) Carbon disulfide	6.83	76	5438	0.43 ~~ug/L~~ #	76
14) Methylene Chloride	7.08	84	5856	1.40 ~~ug/L~~ #	1
15) (TBA) tert-Butanol	7.15	59	1734	6.66 ~~ug/L~~ #	77
24) Chloroform	9.20	83	590	0.07 ~~ug/L~~ #	1
25) (ETBE) 2-ethoxy 2-methyl p	8.38	59	337	0.03 ~~ug/L~~ #	44
31) Benzene	9.98	78	3768	0.26 ~~ug/L~~ #	66
32) 1,2-Dichloroethane	9.92	62	6222	1.22 ~~ug/L~~ #	1
40) (MIBK) 4-Methyl-2-Pentanon	12.20	43	7080	2.86 ~~ug/L~~ #	100
41) Toluene	12.29	91	29119	1.72 ug/L	93
46) 2-Hexanone	12.82	43	263	0.10 ~~ug/L~~ #	37
51) Ethylbenzene	14.03	91	12707	0.66 ug/L #	86
52) m,p-Xylenes	14.15	106	16135	2.36 ug/L	95
53) o-Xylene	14.63	106	4266	0.63 ug/L #	44
54) Styrene	14.64	104	1887	-0.68 ~~ug/L~~ #	43
56) Isopropylbenzene	15.22	105	1755	0.09 ~~ug/L~~ #	1
62) n-Propylbenzene	15.46	91	3422	0.13 ~~ug/L~~ #	73

(#) = qualifier out of range (m) = manual integration

Quantitation Report (Not Reviewed)

Data File : C:\HPCHEM\1\DATA\052914L3\E2900004.D Vial: 3
Acq On : 29 May 2014 9:44 am Operator: DN
Sample : 3E42901-03 Inst : GC/MS Ins
Misc : 100cc SVL-844-SA5D-SV-10.0-11.0 Multiplr: 10.00
MS Integration Params: rteint.p
Quant Time: May 29 10:14 19114 Quant Results File: MW111313.RES

Quant Method : C:\HPCHEM\1\METHODS\MW111313.M (RTE Integrator)
Title : 8260B GC/MS #3 ICAL 11/13/13 DN
Last Update : Wed Nov 13 19:38:32 2013
Response via : Initial Calibration
DataAcq Meth : MW111313

	Compound	R.T.	QIon	Response	Conc	Unit		Qvalue
63)	2-Chlorotoluene	15.54	91	877	0.05	~~ug/L~~	~~#~~	45
64)	1,3,5-Trimethylbenzene	15.62	105	4049	0.25	ug/L	#	68
65)	4-Chlorotoluene	15.54	91	877	0.06	~~ug/L~~	~~#~~	44
66)	tert-Butylbenzene	16.07	119	768	0.05	~~ug/L~~	~~#~~	1
67)	1,2,4-Trimethylbenzene	16.06	105	8420	0.49	ug/L		88
68)	sec-Butylbenzene	16.32	105	389	0.02	~~ug/L~~	~~#~~	62
69)	p-Isopropyltoluene	16.38	119	293	0.02	~~ug/L~~	#	52
72)	n-Butylbenzene	16.79	91	318	0.02	~~ug/L~~	#	30

(#) = qualifier out of range (m) = manual integration

Quantitation Report

Data File : C:\HPCHEM\1\DATA\052914L3\E2900004.D Vial: 3
Acq On : 29 May 2014 9:44 am Operator: DN
Sample : 3E42901-03 Inst : GC/MS Ins
Misc : 100cc SVL-844-SA5D-SV-10.0-11.0 Multiplr: 10.00
MS Integration Params: rteint.p
Quant Time: May 29 10:14 19114 Quant Results File: MW111313.RES

Method : C:\HPCHEM\1\METHODS\MW111313.M (RTE Integrator)
Title : 8260B GC/MS #3 ICAL 11/13/13 DN
Last Update : Wed Nov 13 19:38:32 2013
Response via : Initial Calibration



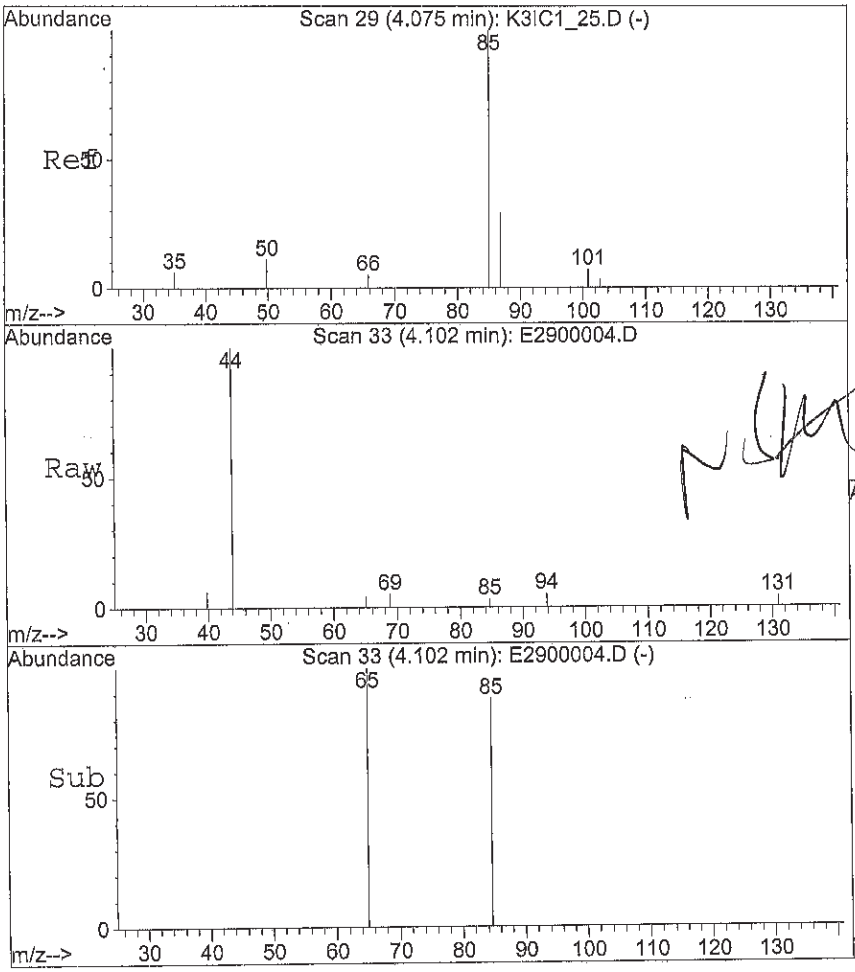

#3
(F12) Dichlorodifluoromethane
Concen: 0.07 ug/L
RT: 4.10 min Scan# 33
Delta R.T. 0.03 min
Lab File: E2900004.D
Acq: 29 May 2014 9:44 am

Tgt Ion: 85 Resp: 254

Ion	Ratio	Lower	Upper
85	100		
87	0.0	24.6	37.0#

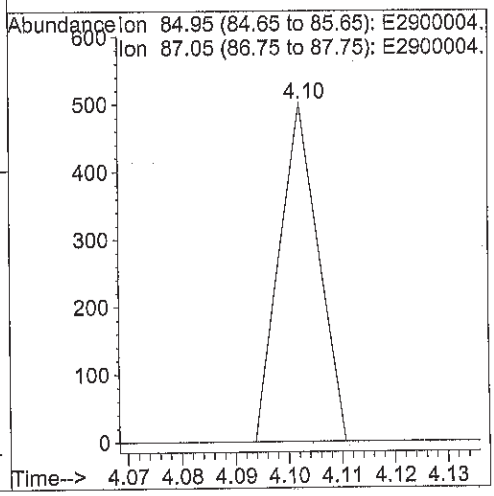

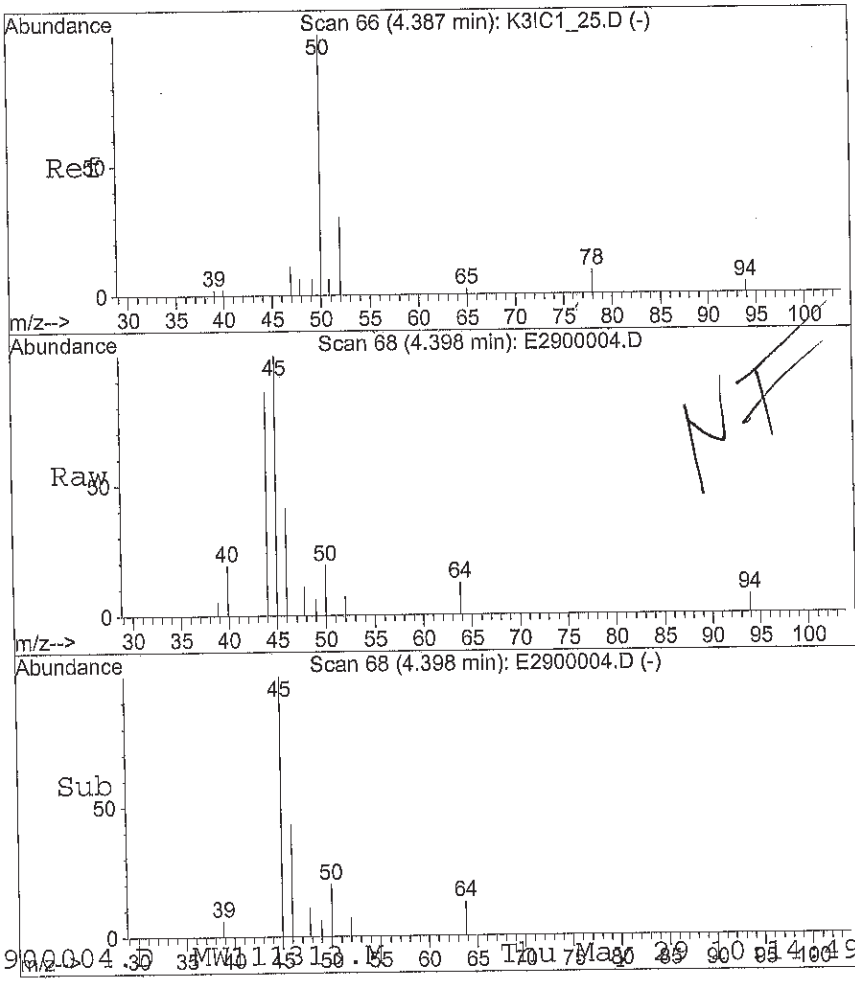

#4
Chloromethane
Concen: 0.41 ug/L
RT: 4.40 min Scan# 68
Delta R.T. 0.01 min
Lab File: E2900004.D
Acq: 29 May 2014 9:44 am

Tgt Ion: 50 Resp: 4170

Ion	Ratio	Lower	Upper
50	100		
52	23.5	26.9	40.3#

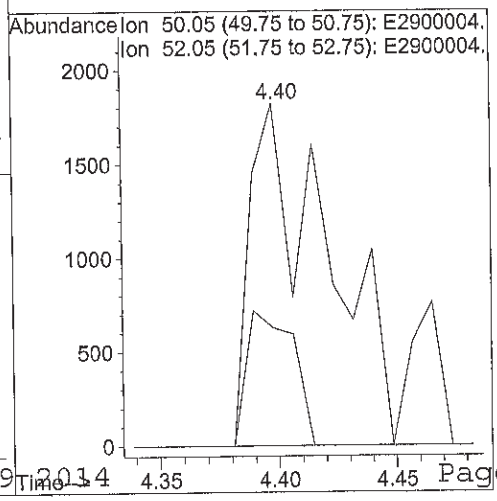

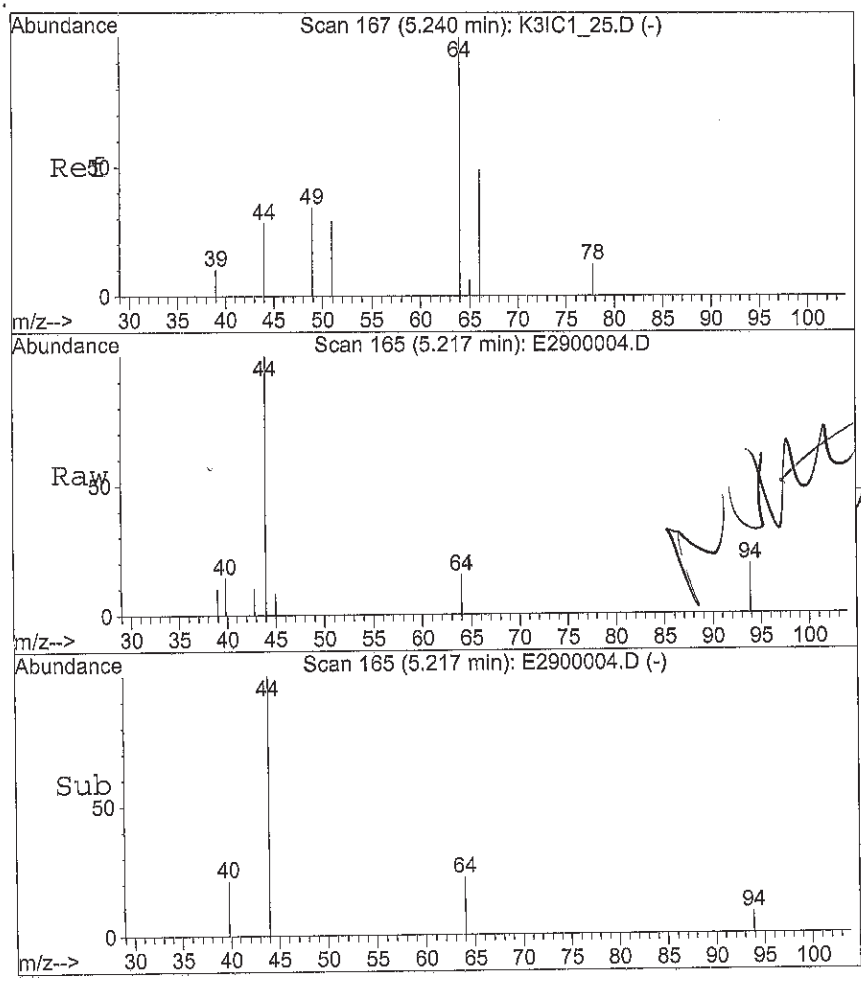

#7
Chloroethane
Concen: 1.51 ug/L
RT: 5.22 min Scan# 165
Delta R.T. -0.02 min
Lab File: E2900004.D
Acq: 29 May 2014 9:44 am

Tgt Ion: 64 Resp: 1040

Ion	Ratio	Lower	Upper
64	100		
66	39.8	35.4	53.0

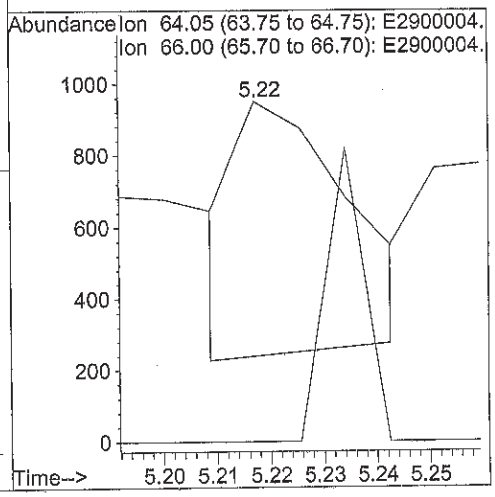

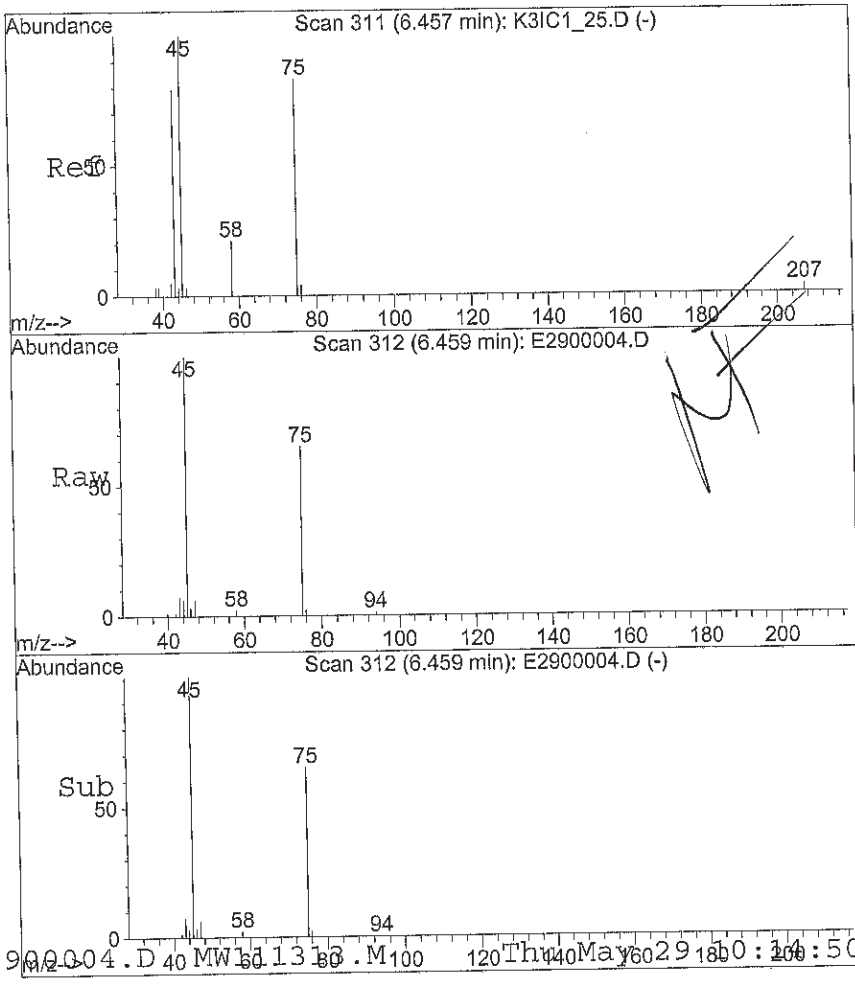

#11
Acetone
Concen: 0.77 ug/L
RT: 6.46 min Scan# 312
Delta R.T. 0.00 min
Lab File: E2900004.D
Acq: 29 May 2014 9:44 am

Tgt Ion: 58 Resp: 3498

Ion	Ratio	Lower	Upper
58	100		
43	559.9	360.9	541.3#

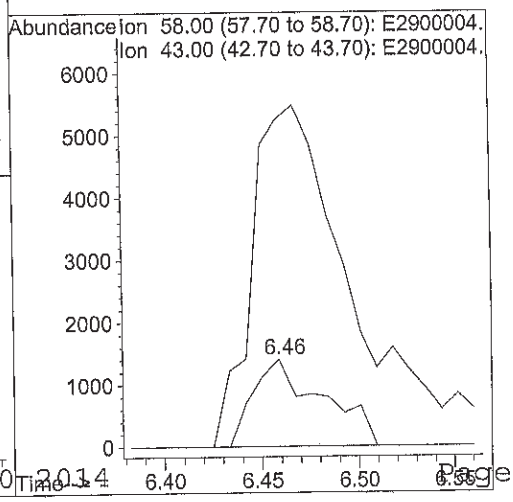

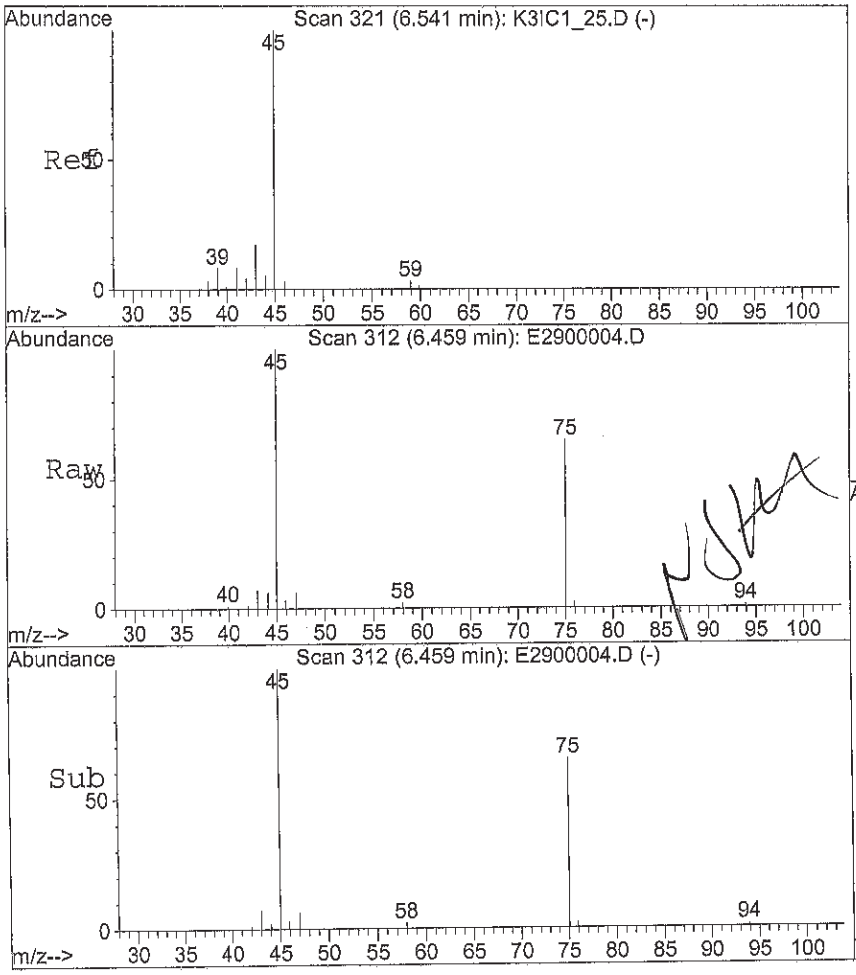

#12
(IPA) Leak Check Compound
Concen: 1642.27 ug/L
RT: 6.46 min Scan# 312
Delta R.T. -0.08 min
Lab File: E2900004.D
Acq: 29 May 2014 9:44 am

Tgt Ion: 45 Resp: 301468

Ion	Ratio	Lower	Upper
45	100		
39	0.1	4.9	7.3#

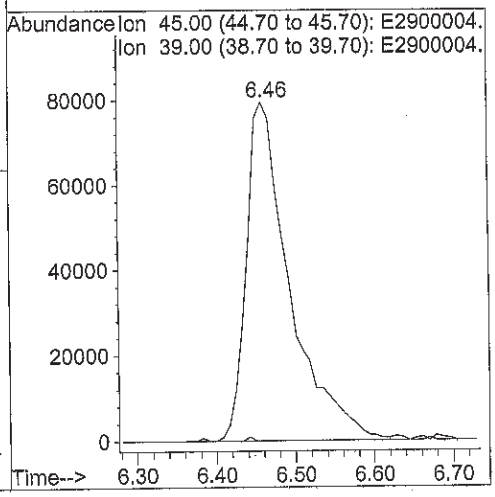

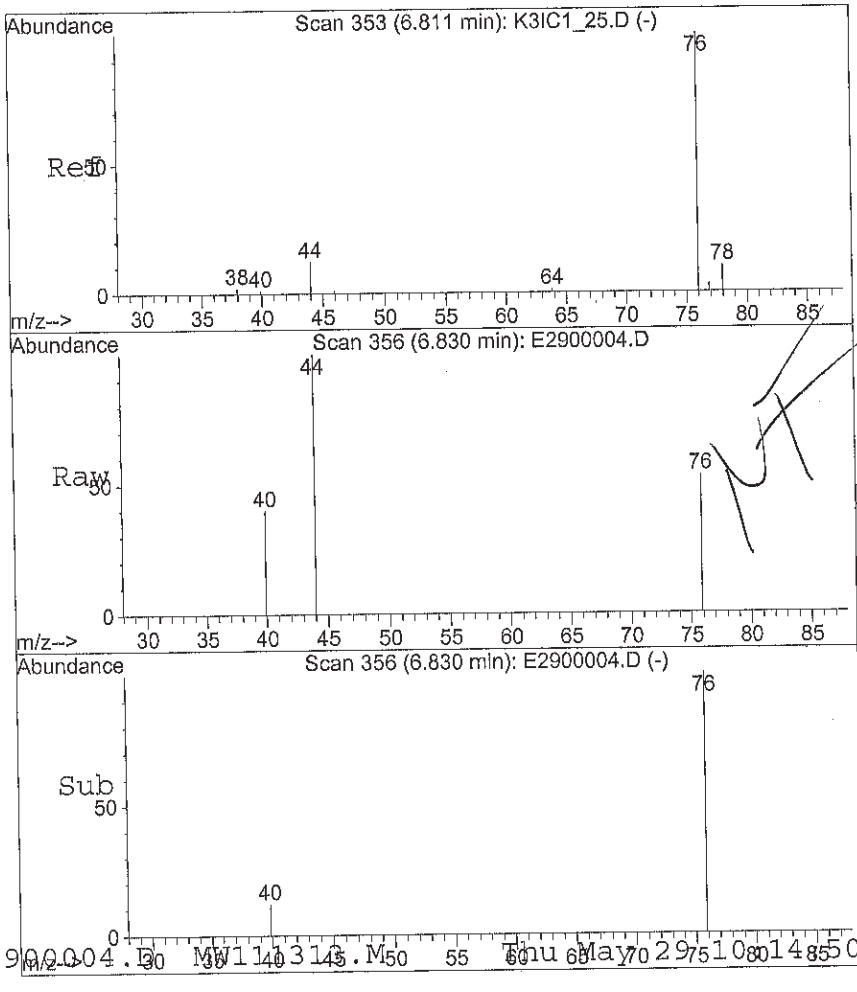

#13
Carbon disulfide
Concen: 0.43 ug/L
RT: 6.83 min Scan# 356
Delta R.T. 0.02 min
Lab File: E2900004.D
Acq: 29 May 2014 9:44 am

Tgt Ion: 76 Resp: 5438

Ion	Ratio	Lower	Upper
76	100		
78	0.0	7.0	10.4#

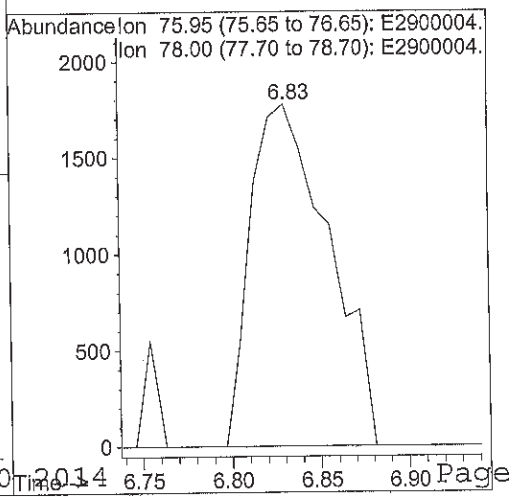

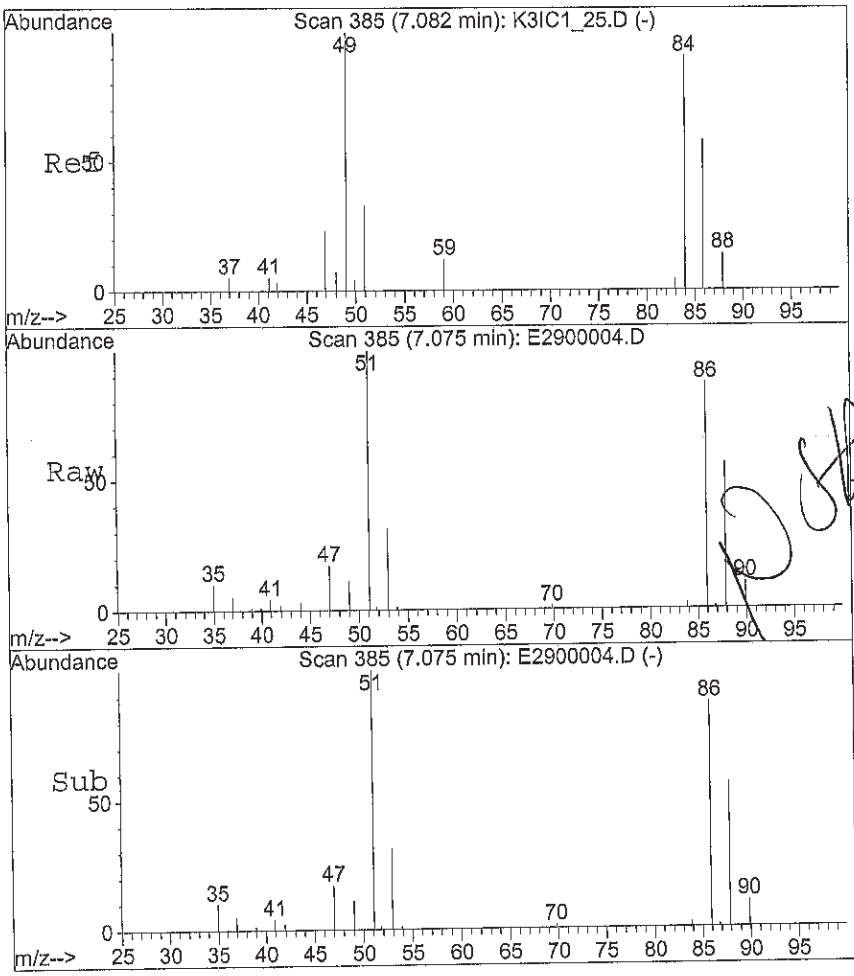

#14
Methylene Chloride
Concen: 1.40 ug/L
RT: 7.08 min Scan# 385
Delta R.T. -0.01 min
Lab File: E2900004.D
Acq: 29 May 2014 9:44 am

Tgt Ion: 84 Resp: 5856

Ion	Ratio	Lower	Upper
84	100		
49	887.6	89.8	134.6#
86	6623.3	51.1	76.7#
51	7840.4	28.5	42.7#

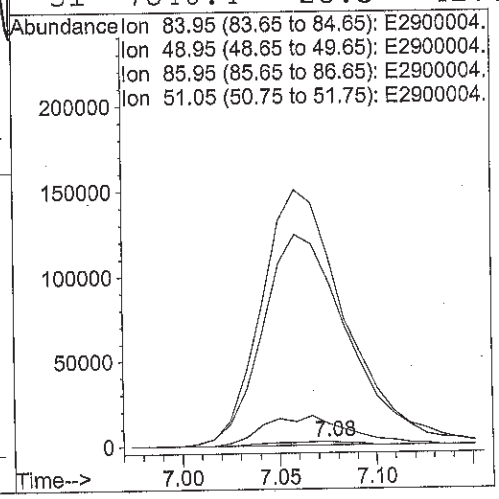

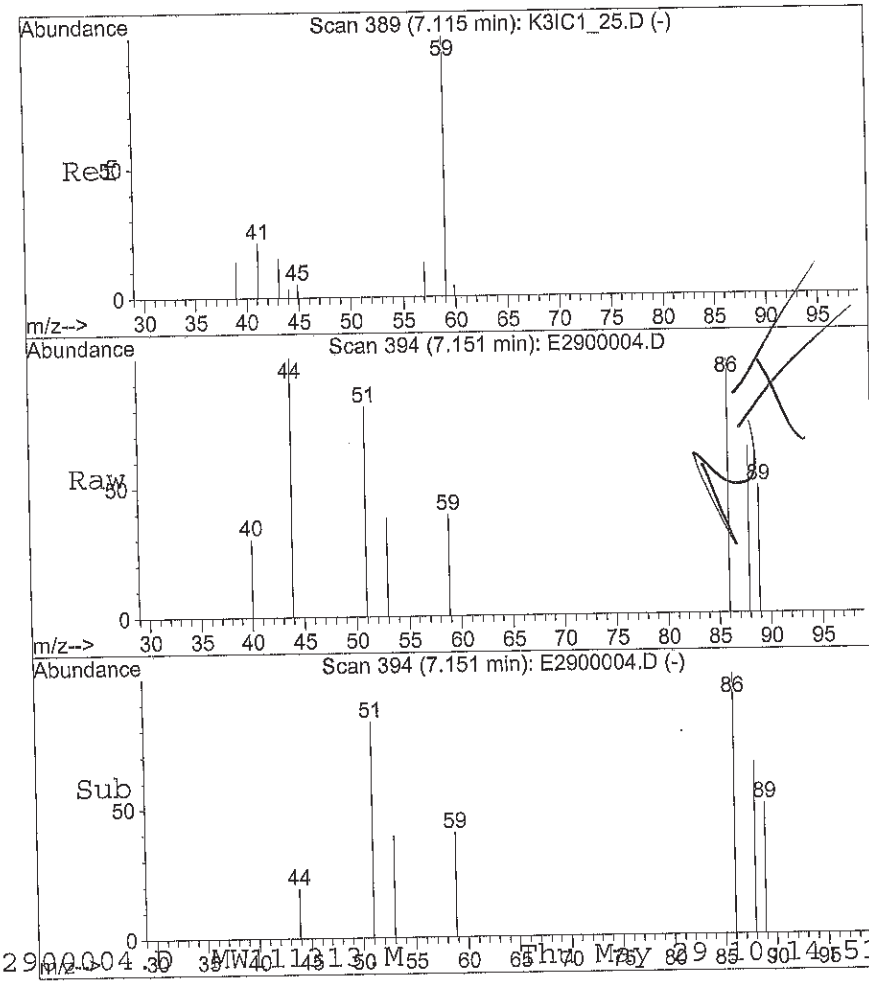

#15
(TBA) tert-Butanol
Concen: 6.66 ug/L
RT: 7.15 min Scan# 394
Delta R.T. 0.04 min
Lab File: E2900004.D
Acq: 29 May 2014 9:44 am

Tgt Ion: 59 Resp: 1734

Ion	Ratio	Lower	Upper
59	100		
57	0.0	6.4	9.6#

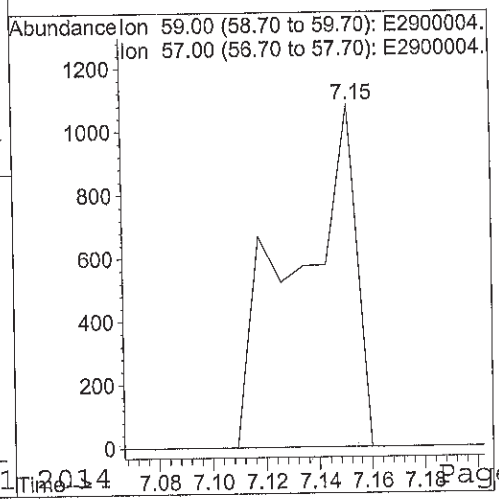

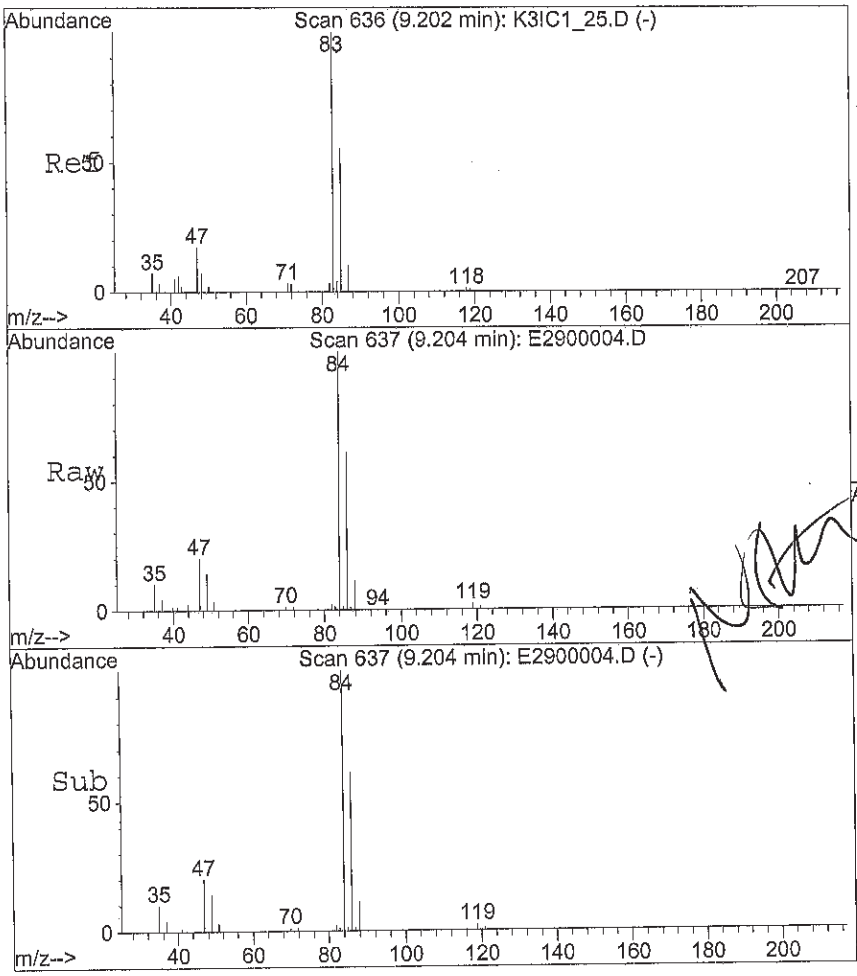

#24
Chloroform
Concen: 0.07 ug/L
RT: 9.20 min Scan# 637
Delta R.T. 0.00 min
Lab File: E2900004.D
Acq: 29 May 2014 9:44 am

Tgt Ion: 83 Resp: 590

Ion	Ratio	Lower	Upper
83	100		
85	1526.1	51.8	77.6#

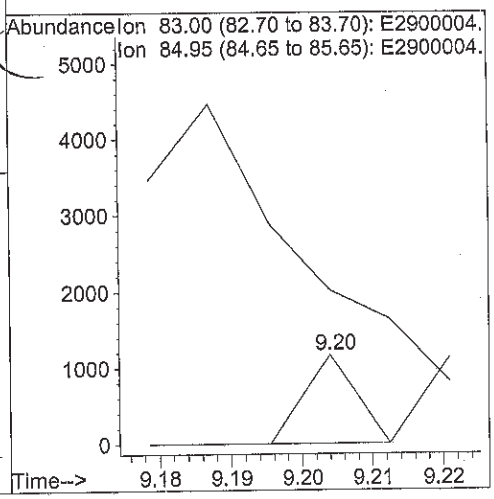

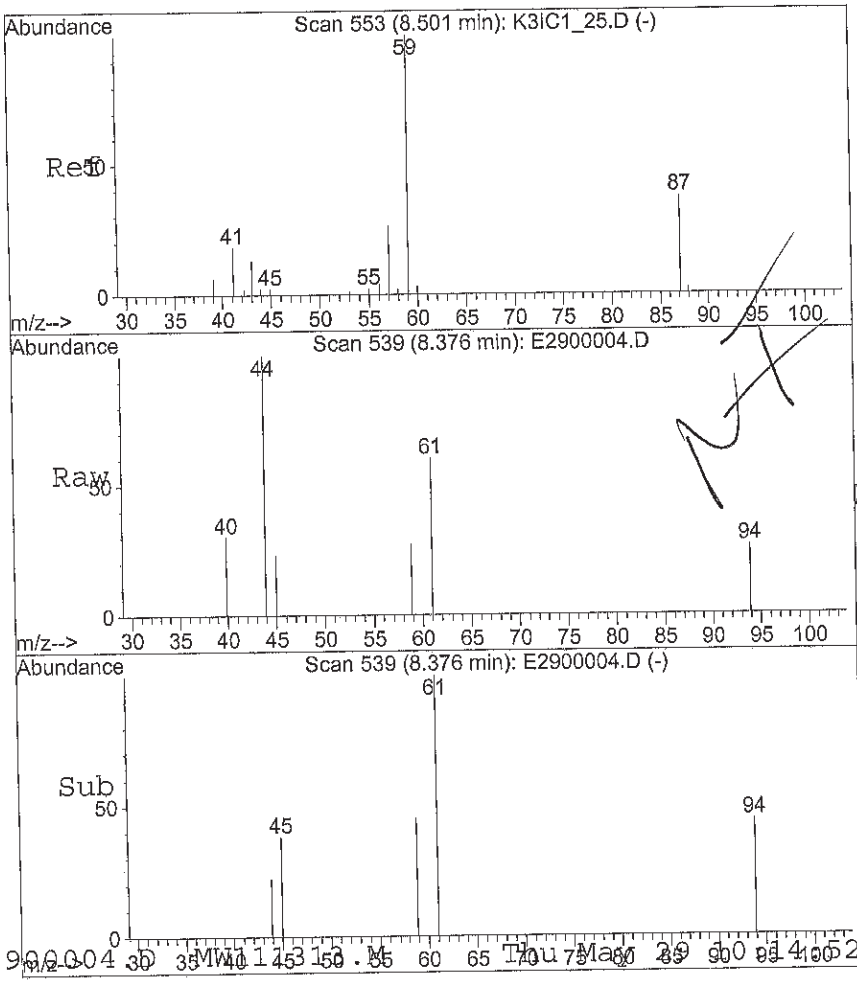

#25
(ETBE) 2-ethoxy 2-methyl propan
Concen: 0.03 ug/L
RT: 8.38 min Scan# 539
Delta R.T. -0.12 min
Lab File: E2900004.D
Acq: 29 May 2014 9:44 am

Tgt Ion: 59 Resp: 337

Ion	Ratio	Lower	Upper
59	100		
87	0.0	27.8	41.8#
57	0.0	19.8	29.6#
77	0.0	0.0	0.0

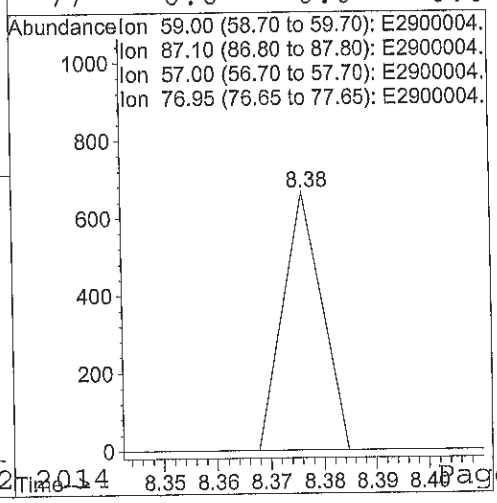

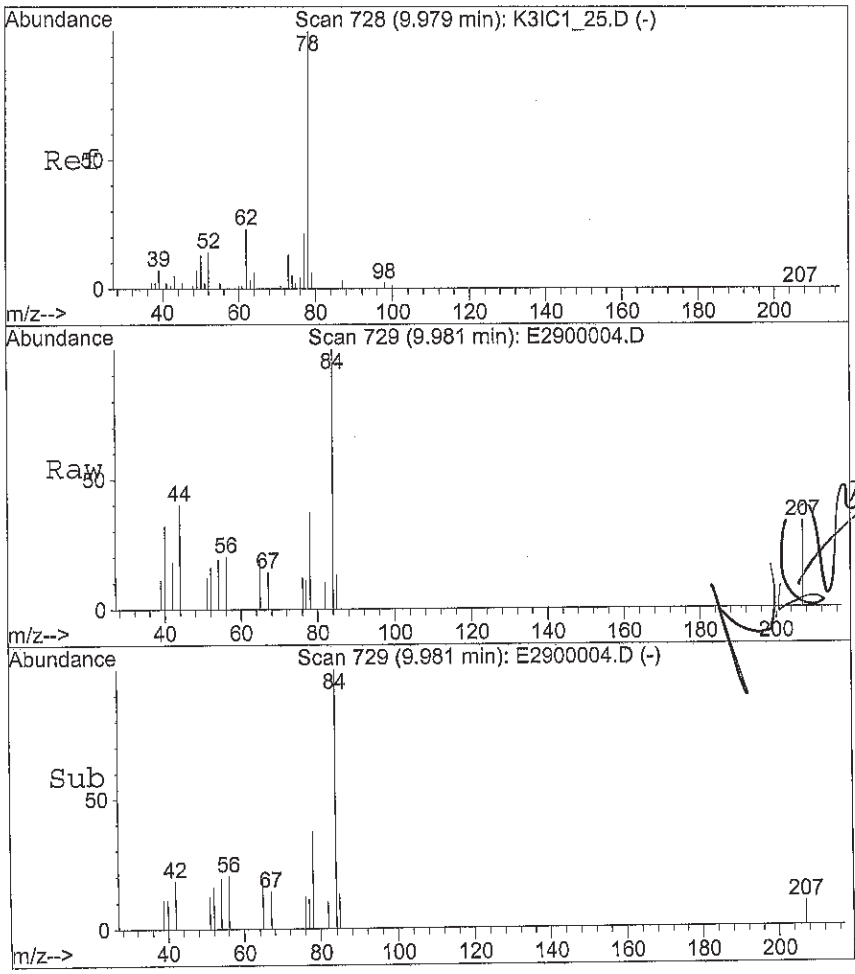

#31
Benzene
Concen: 0.26 ug/L
RT: 9.98 min Scan# 729
Delta R.T. 0.00 min
Lab File: E2900004.D
Acq: 29 May 2014 9:44 am

Tgt Ion: 78 Resp: 3768

Ion	Ratio	Lower	Upper
78	100		
51	0.0	14.2	21.2#
77	7.4	16.6	24.8#

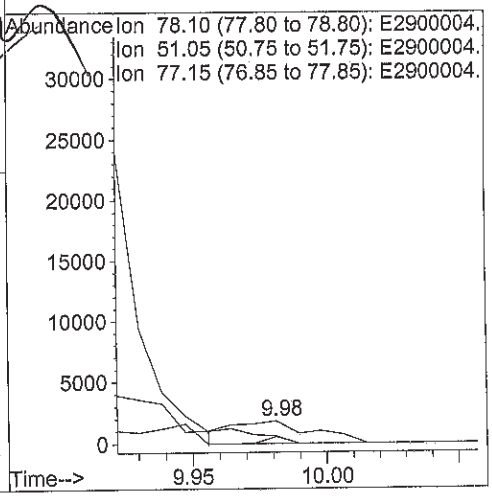

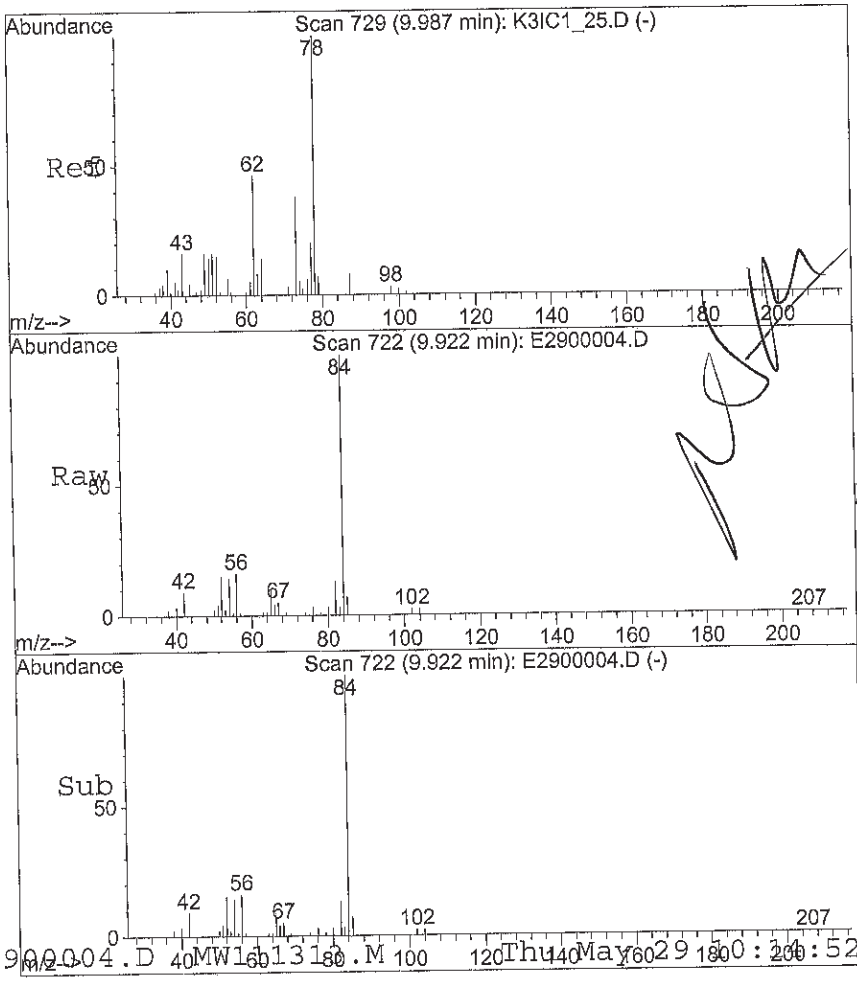

#32
1,2-Dichloroethane
Concen: 1.22 ug/L
RT: 9.92 min Scan# 722
Delta R.T. -0.07 min
Lab File: E2900004.D
Acq: 29 May 2014 9:44 am

Tgt Ion: 62 Resp: 6222

Ion	Ratio	Lower	Upper
62	100		
64	186.3	28.0	42.0#
49	0.0	28.5	42.7#
98	0.0	6.2	9.4#

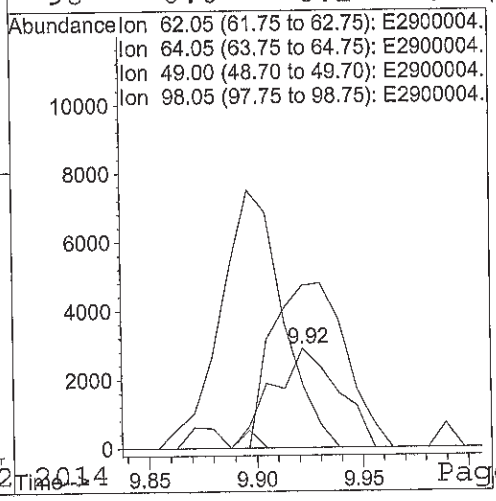

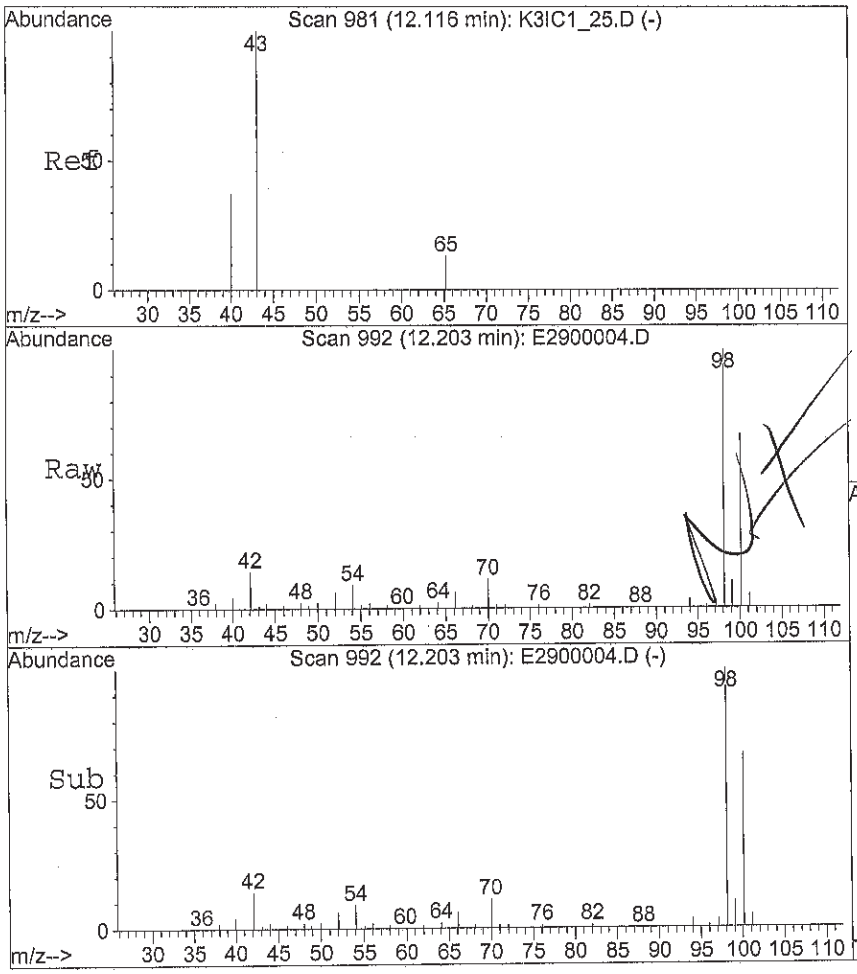

#40
(MIBK) 4-Methyl-2-Pentanone
Concen: 2.86 ug/L
RT: 12.20 min Scan# 992
Delta R.T. 0.09 min
Lab File: E2900004.D
Acq: 29 May 2014 9:44 am

Tgt Ion: 43 Resp: 7080

Ion	Ratio	Lower	Upper
43	100		
58	144.2	0.0	0.0#
85	0.0	0.0	0.0
100	12987.9	0.0	0.0#

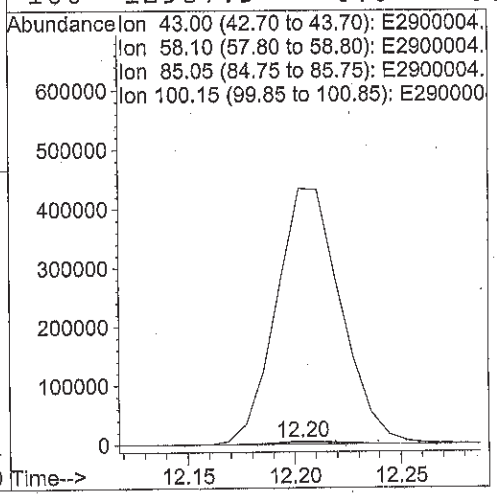

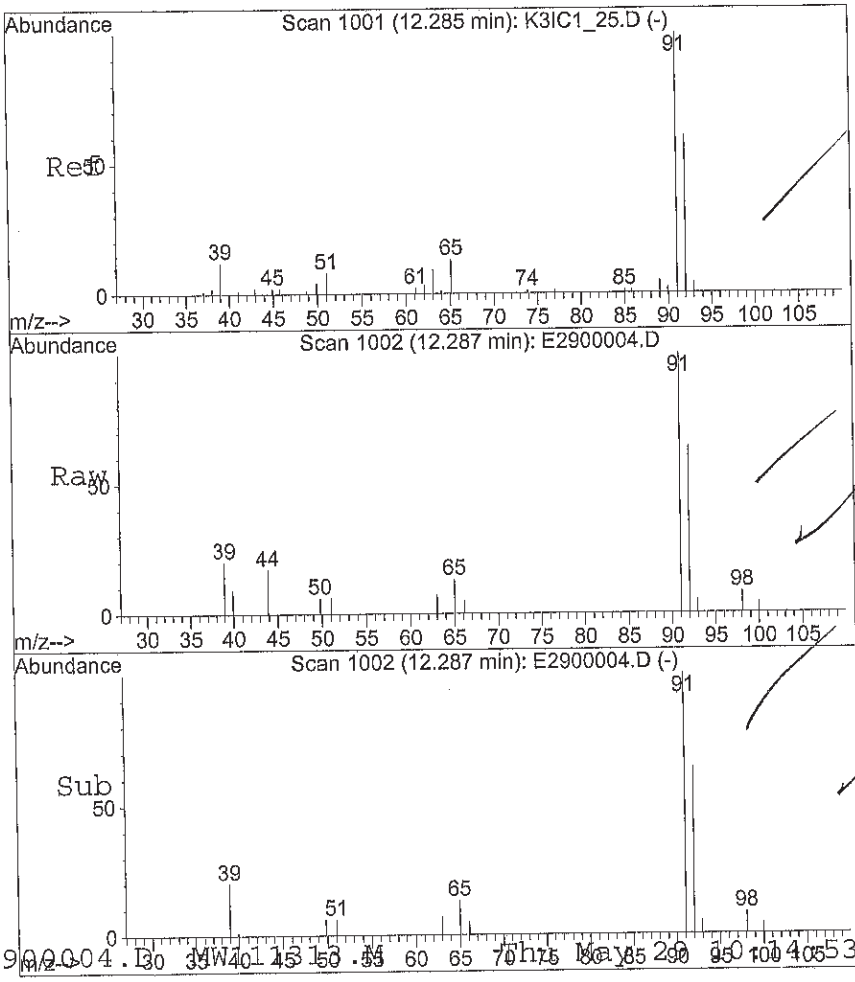

#41
Toluene
Concen: 1.72 ug/L
RT: 12.29 min Scan# 1002
Delta R.T. 0.00 min
Lab File: E2900004.D
Acq: 29 May 2014 9:44 am

Tgt Ion: 91 Resp: 29119

Ion	Ratio	Lower	Upper
91	100		
92	64.3	47.4	71.0

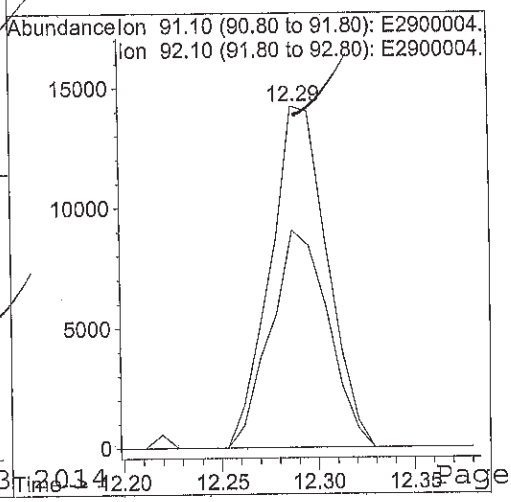

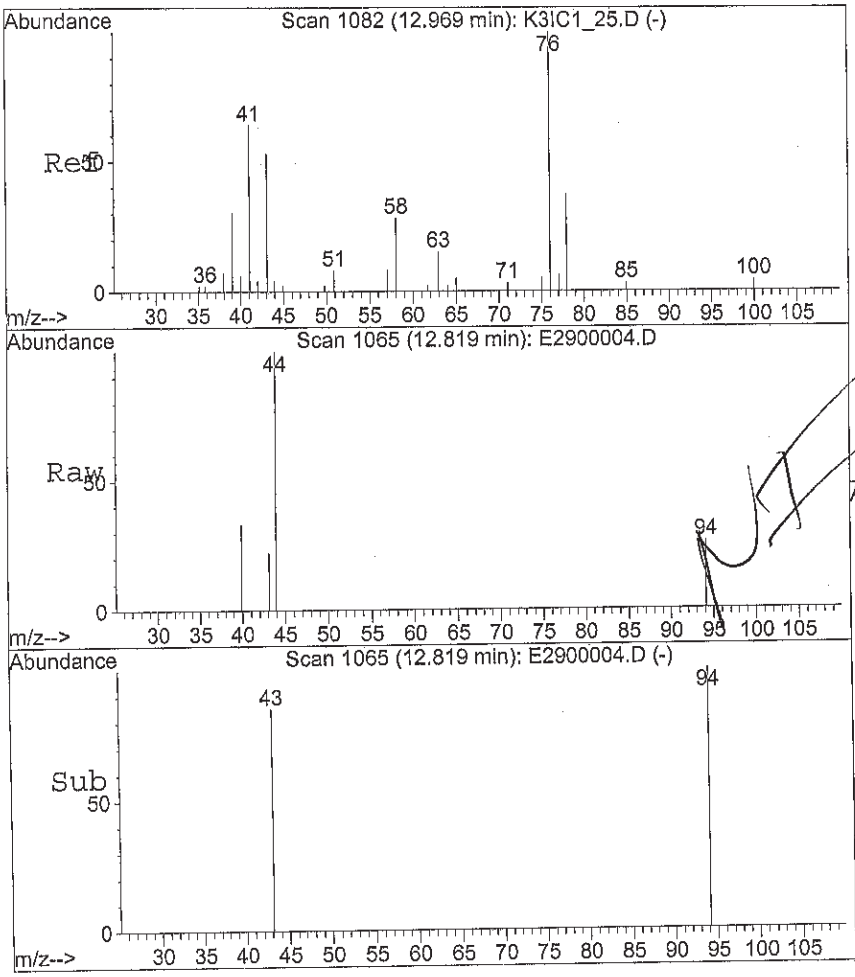

#46
2-Hexanone
Concen: 0.10 ug/L
RT: 12.82 min Scan# 1065
Delta R.T. -0.15 min
Lab File: E2900004.D
Acq: 29 May 2014 9:44 am

Tgt Ion: 43 Resp: 263

Ion	Ratio	Lower	Upper
43	100		
58	0.0	40.9	61.3#
100	0.0	5.5	8.3#
85	0.0	4.3	6.5#

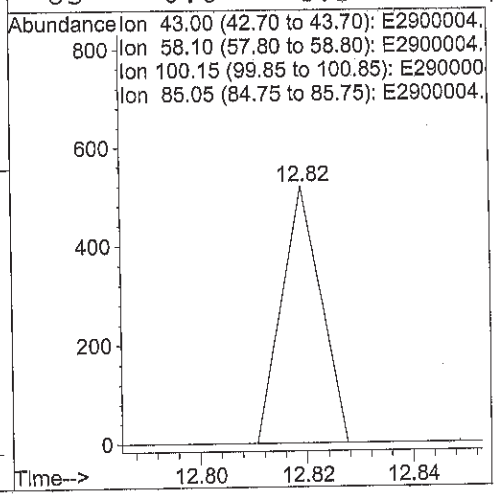

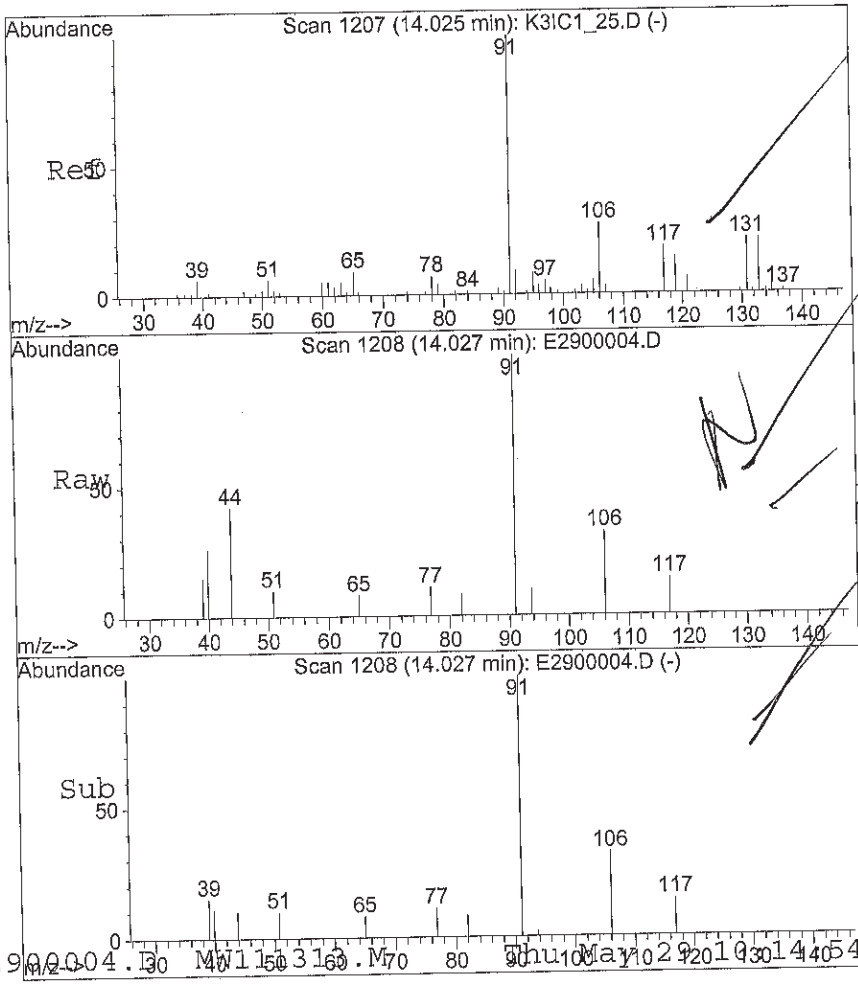

#51
Ethylbenzene
Concen: 0.66 ug/L
RT: 14.03 min Scan# 1208
Delta R.T. 0.00 min
Lab File: E2900004.D
Acq: 29 May 2014 9:44 am

Tgt Ion: 91 Resp: 12707

Ion	Ratio	Lower	Upper
91	100		
106	21.7	23.5	35.3#

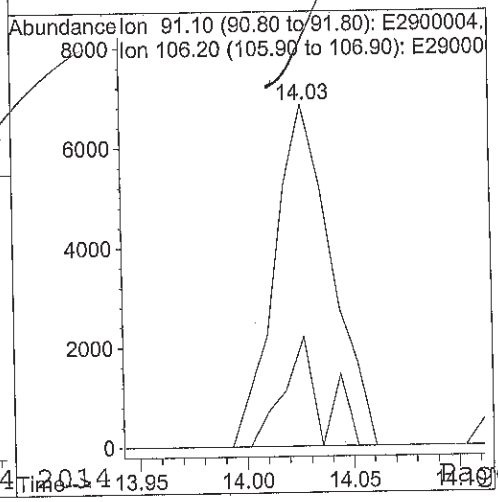

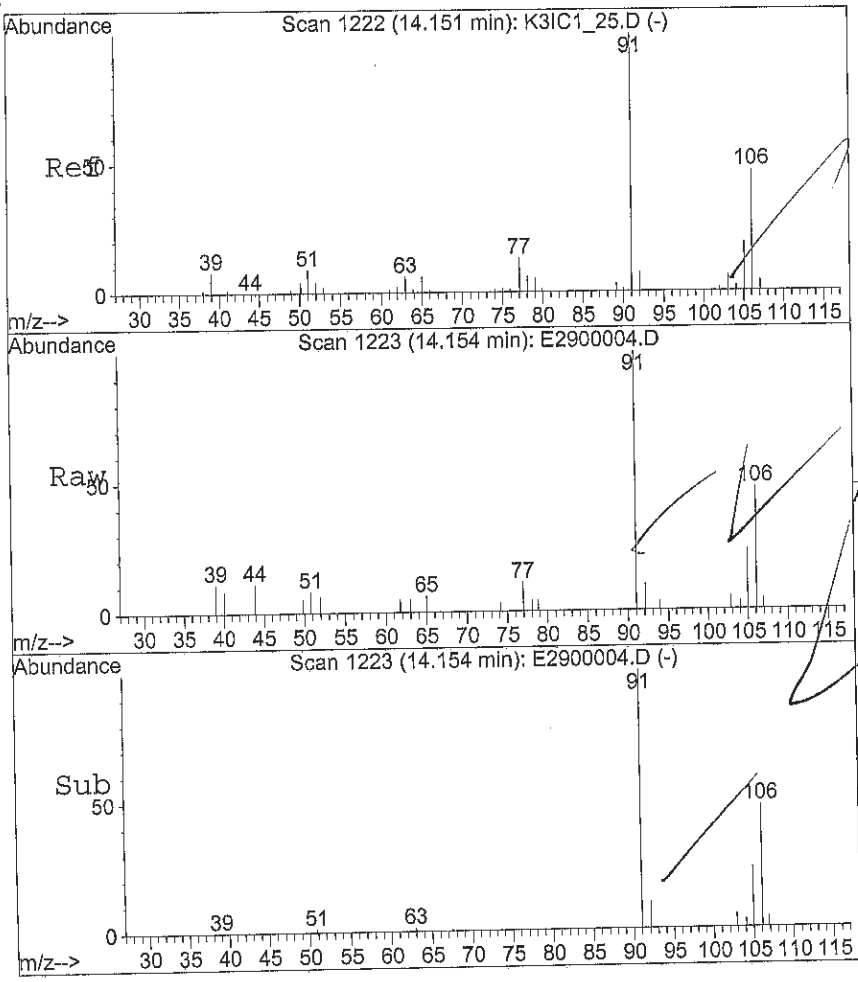

#52
m,p-Xylenes
Concen: 2.36 ug/L
RT: 14.15 min Scan# 1223
Delta R.T. 0.00 min
Lab File: E2900004.D
Acq: 29 May 2014 9:44 am

Tgt Ion:106 Resp: 16135

Ion	Ratio	Lower	Upper
106	100		
91	230.0	177.1	265.7

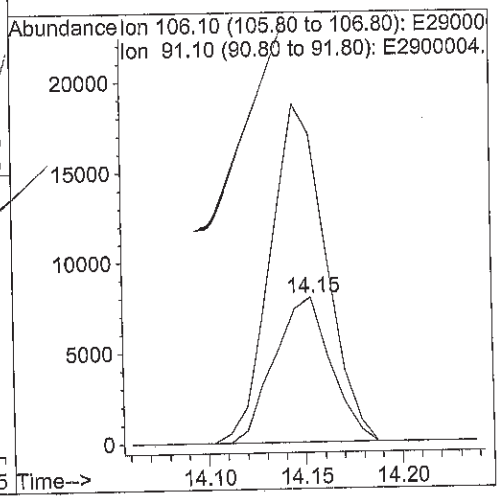

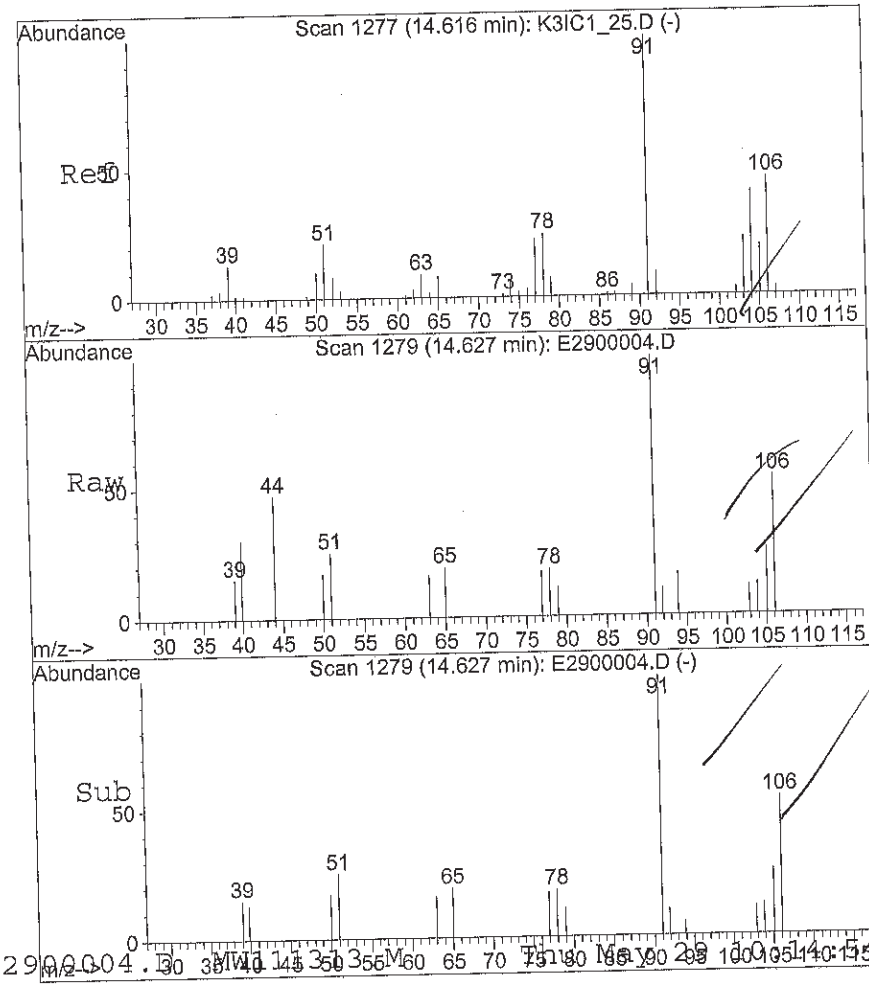

#53
o-Xylene
Concen: 0.63 ug/L
RT: 14.63 min Scan# 1279
Delta R.T. 0.01 min
Lab File: E2900004.D
Acq: 29 May 2014 9:44 am

Tgt Ion:106 Resp: 4266

Ion	Ratio	Lower	Upper
106	100		
91	314.9	179.0	268.6#

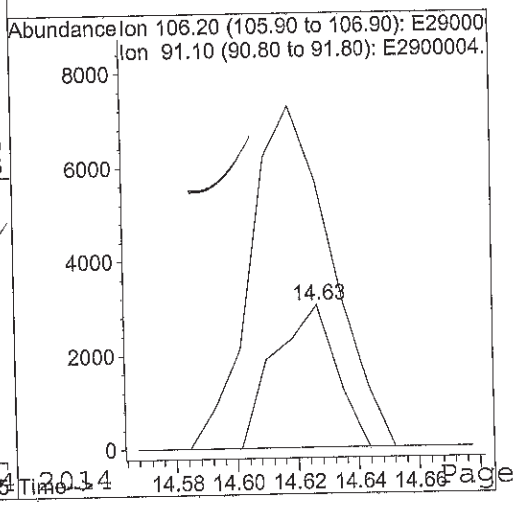

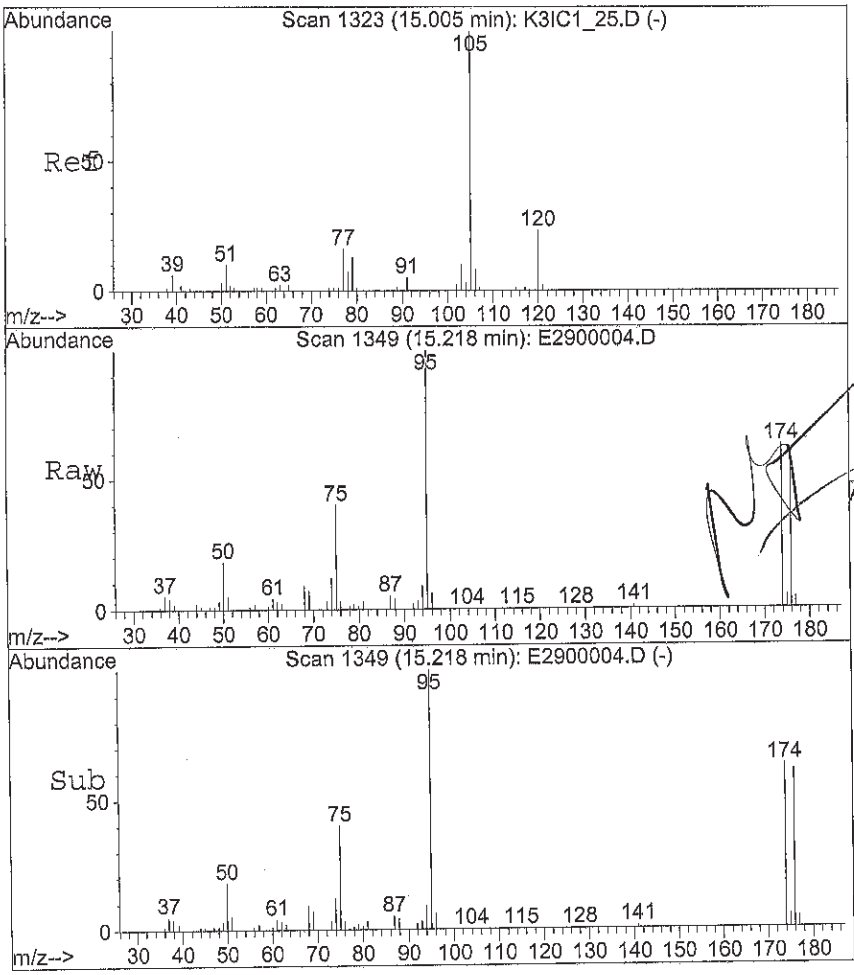

#56
Isopropylbenzene
Concen: 0.09 ug/L
RT: 15.22 min Scan# 1349
Delta R.T. 0.21 min
Lab File: E2900004.D
Acq: 29 May 2014 9:44 am

Tgt Ion:105 Resp: 1755

Ion	Ratio	Lower	Upper
105	100		
120	0.0	19.3	28.9#
77	226.4	13.1	19.7#

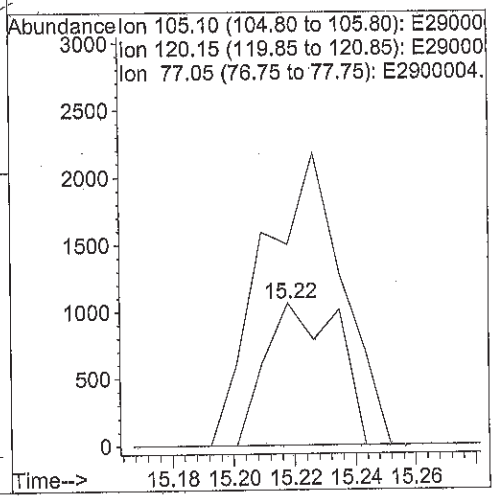

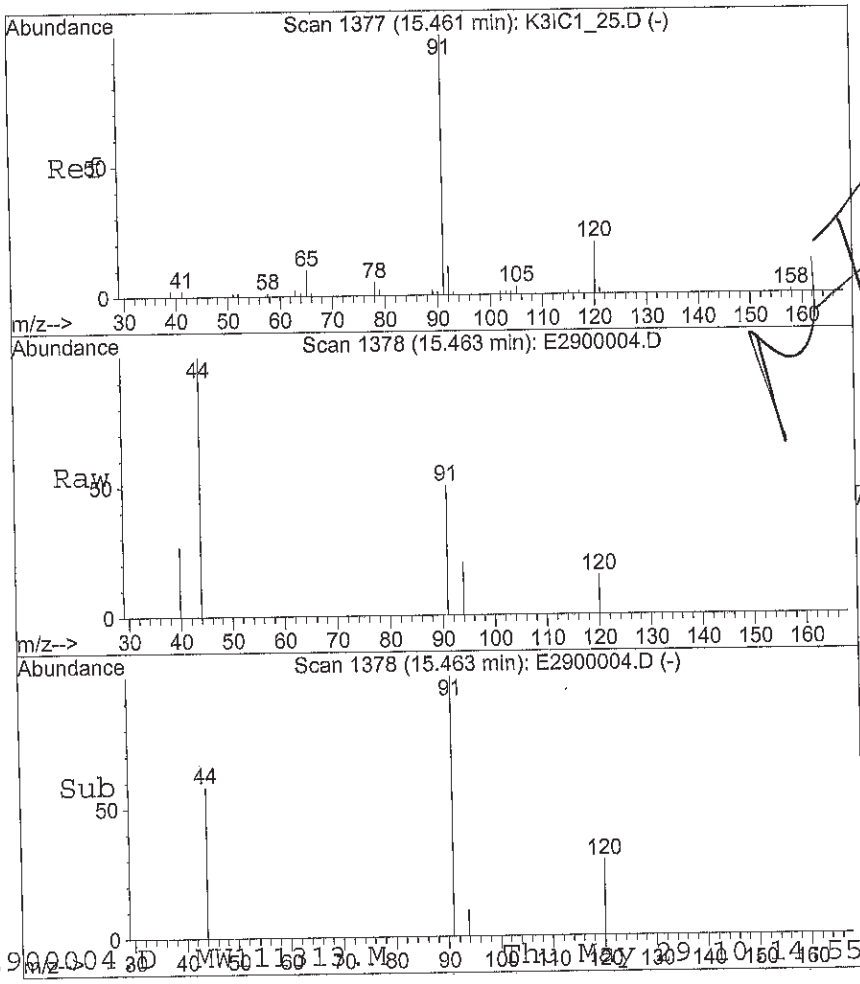

#62
n-Propylbenzene
Concen: 0.13 ug/L
RT: 15.46 min Scan# 1378
Delta R.T. 0.00 min
Lab File: E2900004.D
Acq: 29 May 2014 9:44 am

Tgt Ion: 91 Resp: 3422

Ion	Ratio	Lower	Upper
91	100		
120	7.6	16.1	24.1#

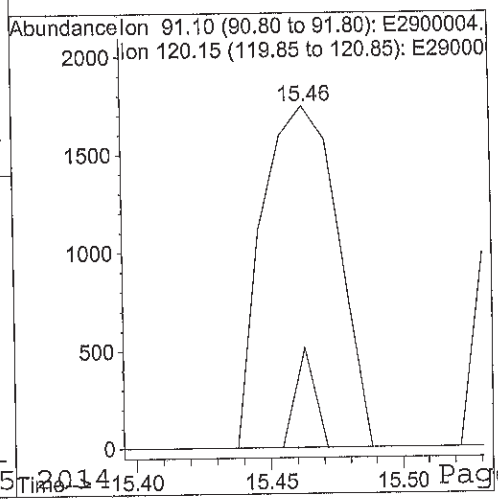

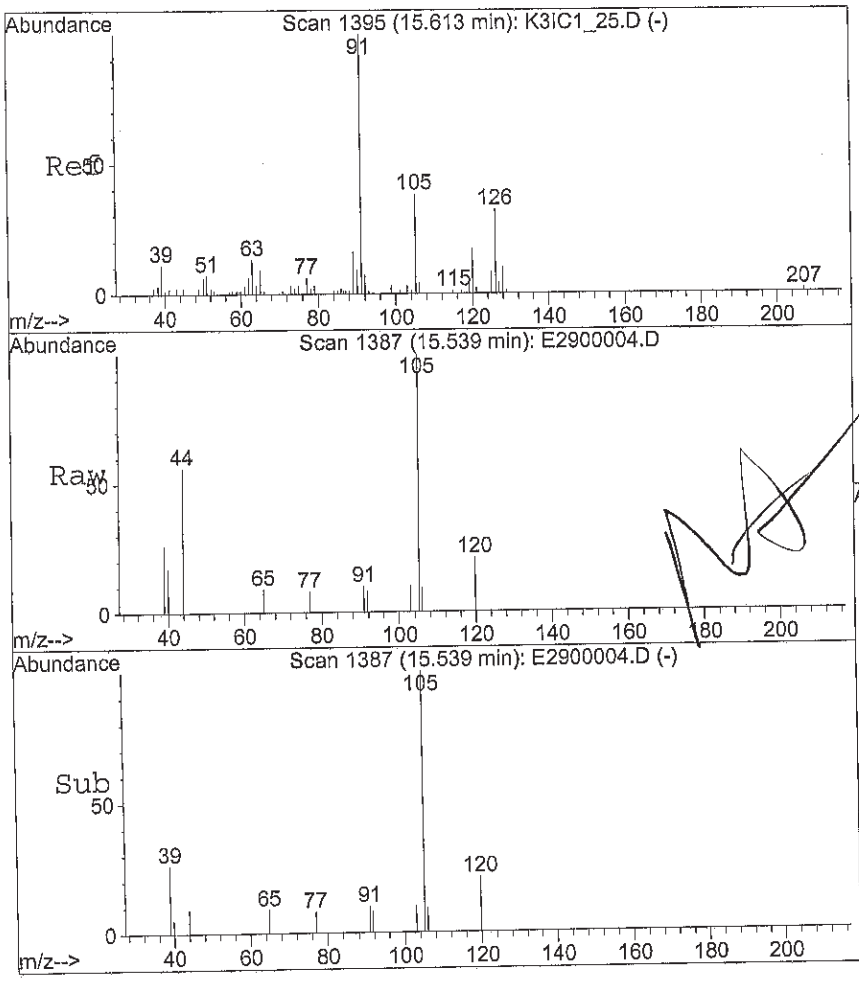

#63
2-Chlorotoluene
Concen: 0.05 ug/L
RT: 15.54 min Scan# 1387
Delta R.T. -0.07 min
Lab File: E2900004.D
Acq: 29 May 2014 9:44 am

Tgt Ion: 91 Resp: 877

Ion	Ratio	Lower	Upper
91	100		
126	0.0	24.0	36.0#

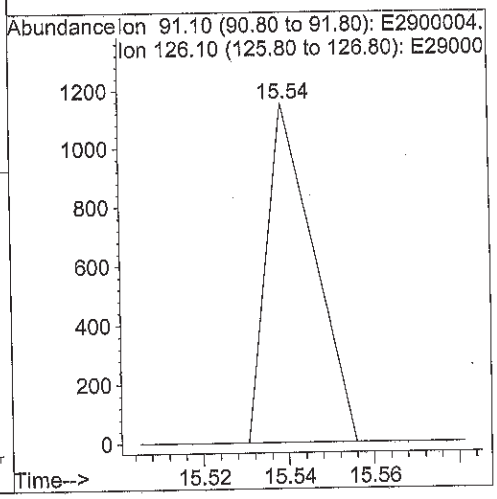

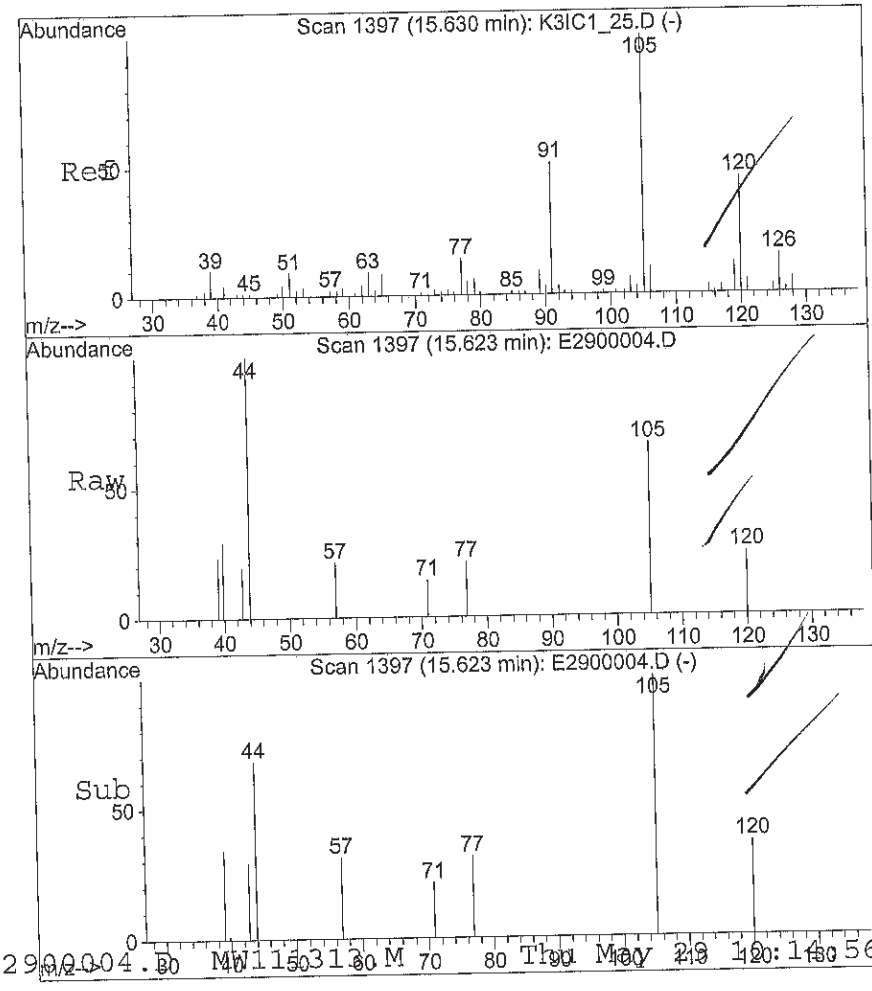

#64
1,3,5-Trimethylbenzene
Concen: 0.25 ug/L
RT: 15.62 min Scan# 1397
Delta R.T. -0.01 min
Lab File: E2900004.D
Acq: 29 May 2014 9:44 am

Tgt Ion:105 Resp: 4049

Ion	Ratio	Lower	Upper
105	100		
120	24.5	36.4	54.6#

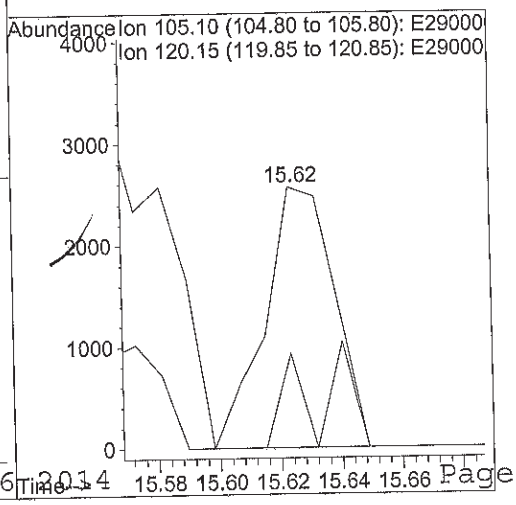

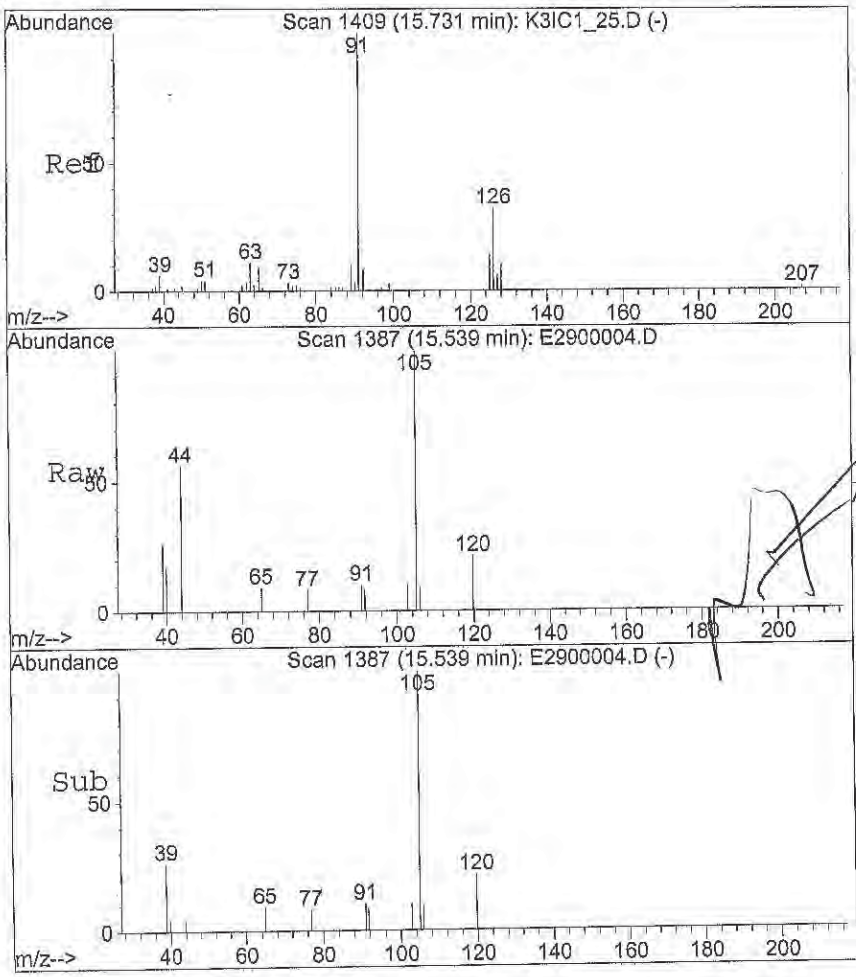

#65
4-Chlorotoluene
Concen: 0.06 ug/L
RT: 15.54 min Scan# 1387
Delta R.T. -0.19 min
Lab File: E2900004.D
Acq: 29 May 2014 9:44 am

Tgt Ion: 91 Resp: 877

Ion	Ratio	Lower	Upper
91	100		
126	0.0	24.6	36.8#

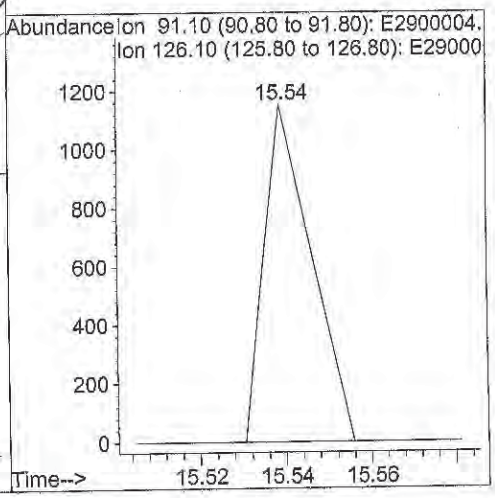

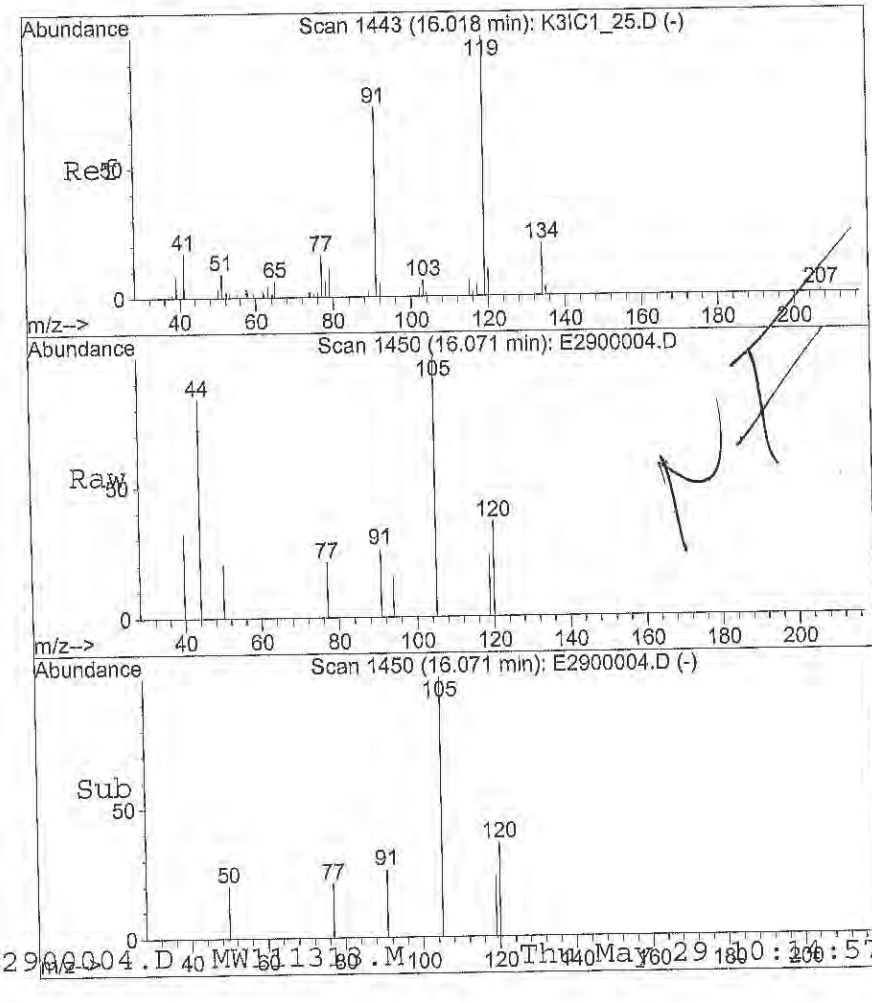

#66
tert-Butylbenzene
Concen: 0.05 ug/L
RT: 16.07 min Scan# 1450
Delta R.T. 0.05 min
Lab File: E2900004.D
Acq: 29 May 2014 9:44 am

Tgt Ion:119 Resp: 768

Ion	Ratio	Lower	Upper
119	100		
91	218.5	56.3	84.5#
134	0.0	16.1	24.1#

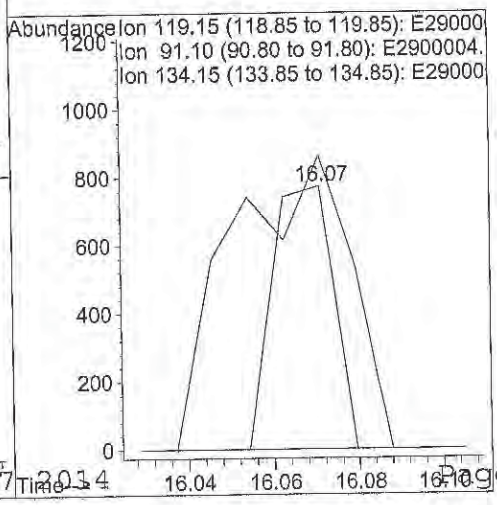

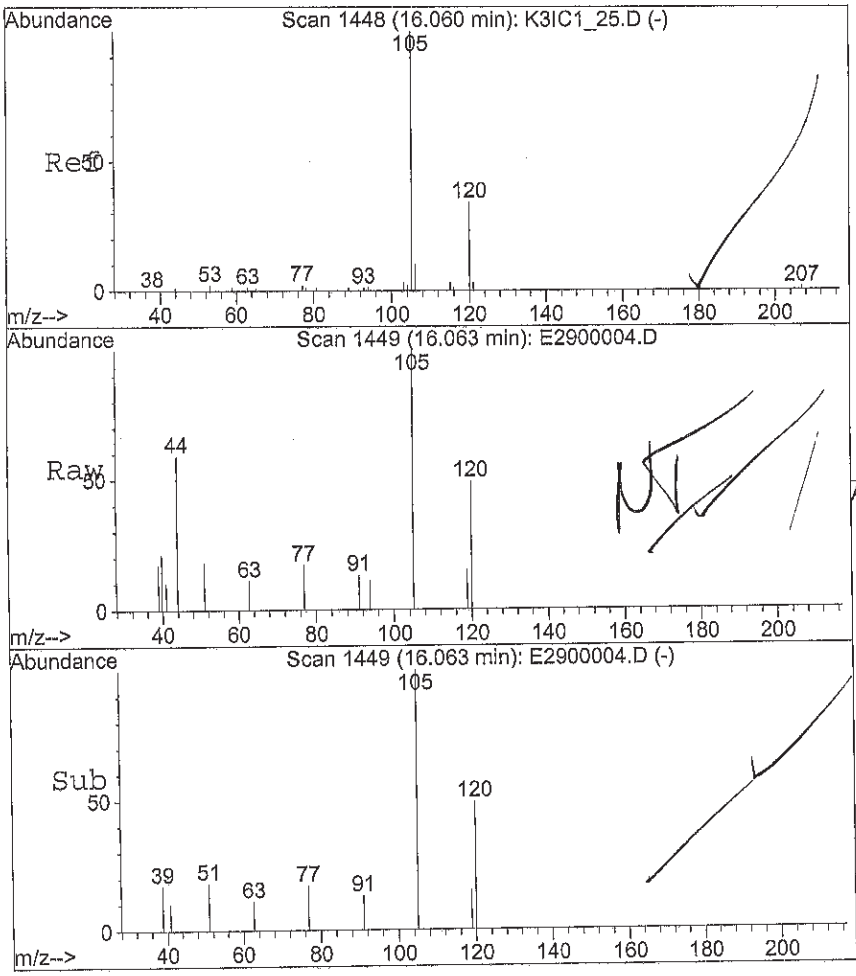

#67
1,2,4-Trimethylbenzene
Concen: 0.49 ug/L
RT: 16.06 min Scan# 1449
Delta R.T. 0.00 min
Lab File: E2900004.D
Acq: 29 May 2014 9:44 am

Tgt Ion:105 Resp: 8420

Ion	Ratio	Lower	Upper
105	100		
120	34.5	33.8	50.8

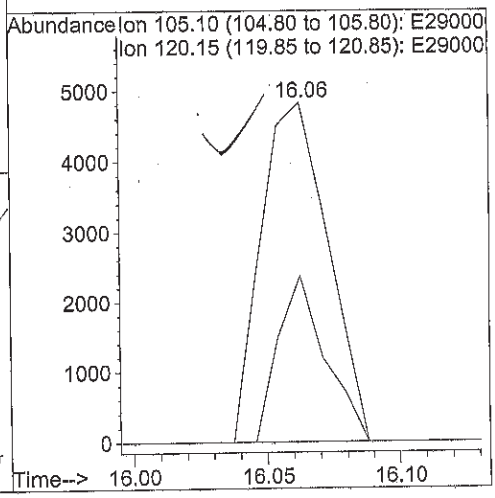

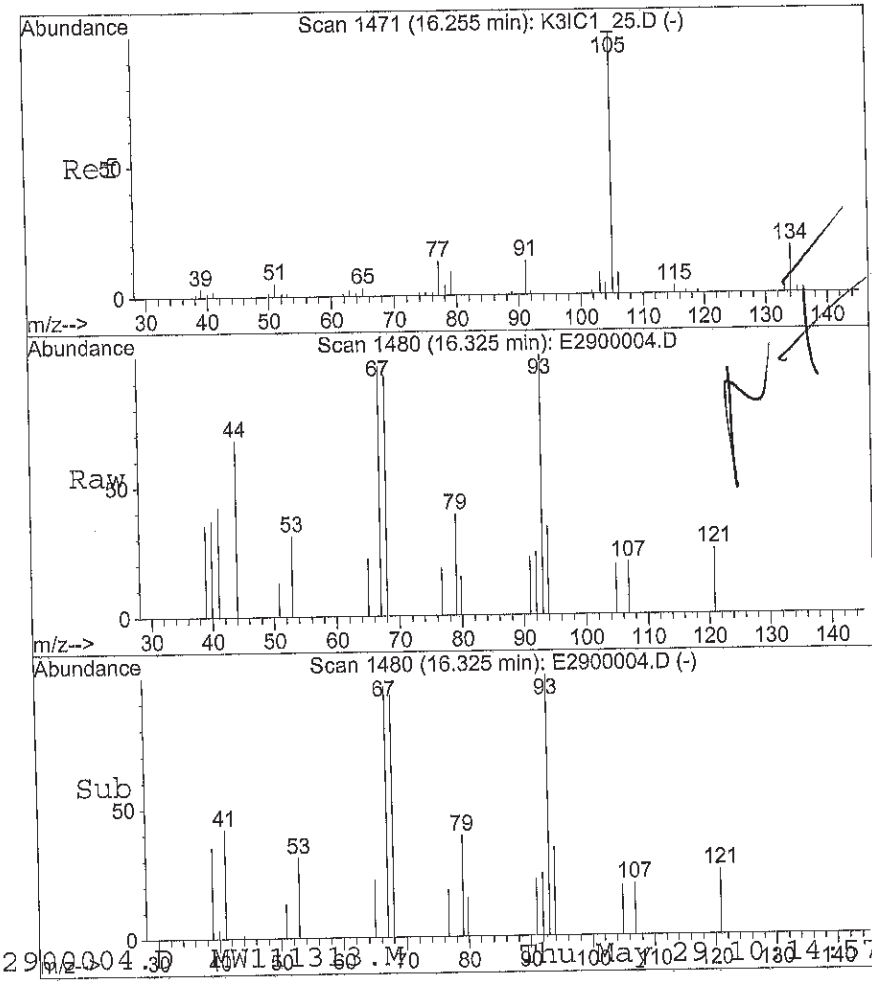

#68
sec-Butylbenzene
Concen: 0.02 ug/L
RT: 16.32 min Scan# 1480
Delta R.T. 0.07 min
Lab File: E2900004.D
Acq: 29 May 2014 9:44 am

Tgt Ion:105 Resp: 389

Ion	Ratio	Lower	Upper
105	100		
134	0.0	13.0	19.6#

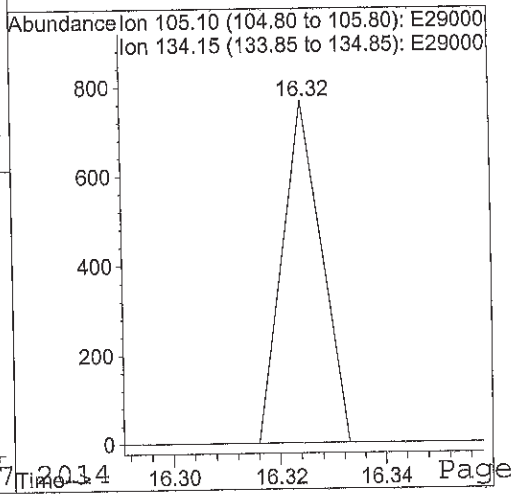

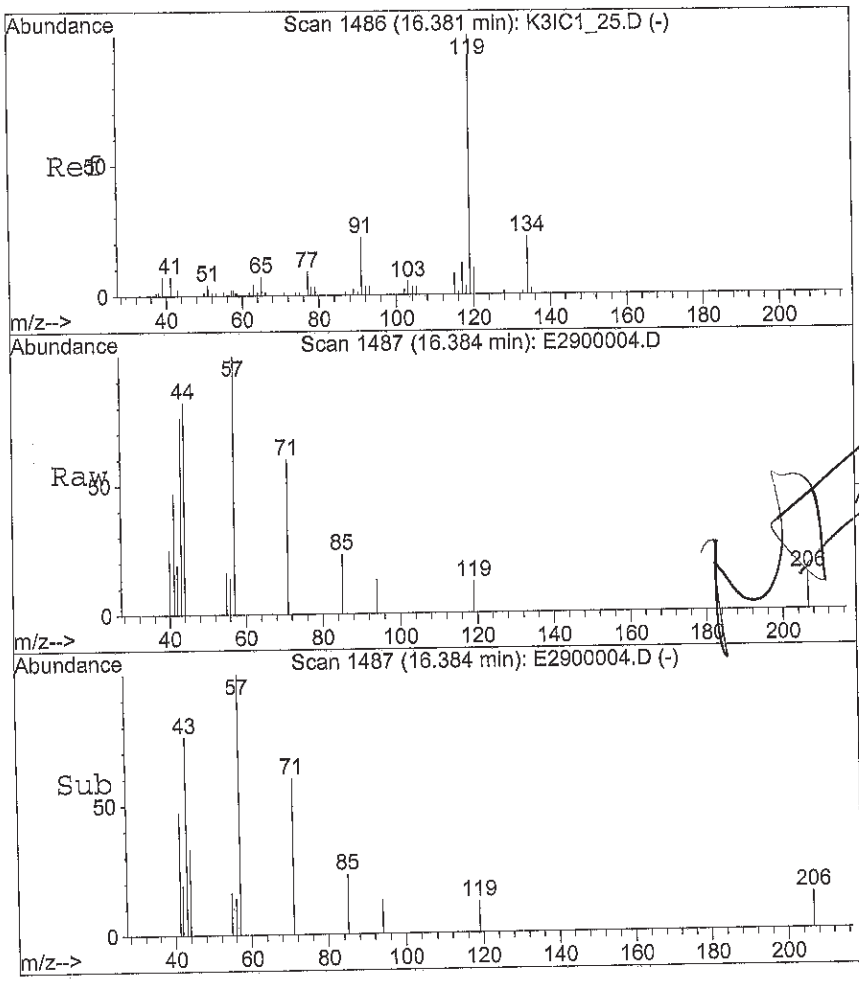

#69
p-Isopropyltoluene
Concen: 0.02 ug/L
RT: 16.38 min Scan# 1487
Delta R.T. 0.00 min
Lab File: E2900004.D
Acq: 29 May 2014 9:44 am

Tgt Ion:119 Resp: 293

Ion	Ratio	Lower	Upper
119	100		
134	0.0	17.4	26.2#
91	0.0	19.6	29.4#

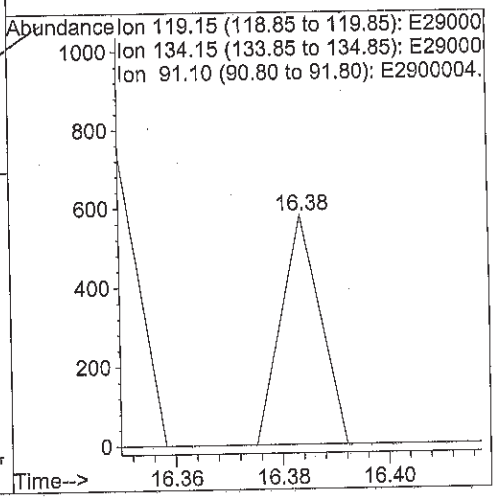

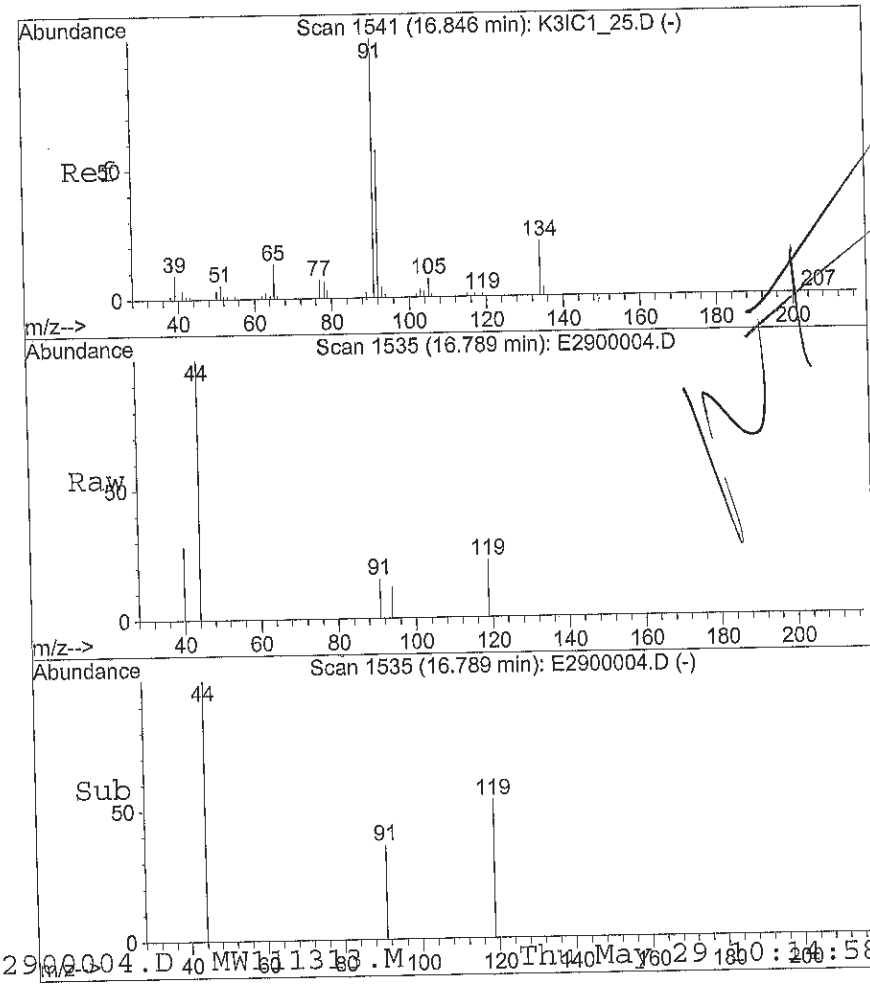

#72
n-Butylbenzene
Concen: 0.02 ug/L
RT: 16.79 min Scan# 1535
Delta R.T. -0.06 min
Lab File: E2900004.D
Acq: 29 May 2014 9:44 am

Tgt Ion: 91 Resp: 318

Ion	Ratio	Lower	Upper
91	100		
92	0.0	47.0	70.4#
134	0.0	18.1	27.1#

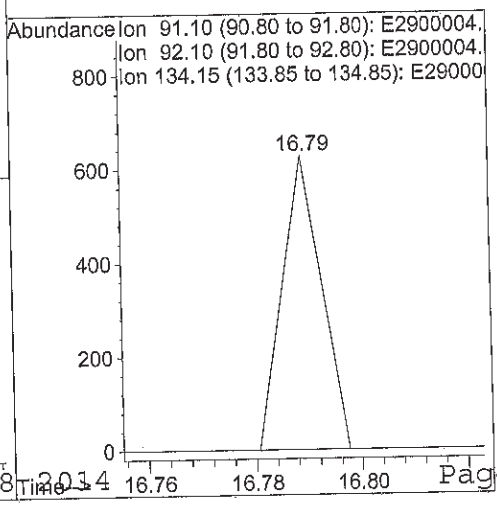

Quantitation Report (Not Reviewed)

Data File : C:\HPCHEM\1\DATA\052914L3\E2900004.D Vial: 3
Acq On : 29 May 2014 9:44 am Operator: DN
Sample : 3E42901-03 Inst : GC/MS Ins
Misc : 100cc SVL-844-SA5D-SV-10.0-11.0 Multiplr: 10.00
MS Integration Params: rteint.p
Quant Time: May 29 10:15 19114 Quant Results File: SS072713.RES

Quant Method : C:\HPCHEM\1\METHODS\SS072713.M (RTE Integrator)
Title : 8260B GC/MS #3 ICAL SSSF 07/27/13 DN
Last Update : Mon Nov 18 10:31:39 2013
Response via : Initial Calibration
DataAcq Meth : MW111313

Internal Standards	R.T.	QIon	Response	Conc	Units	Dev(Min)
1) Fluorobenzene (IS)	10.29	96	1527639	12.50	ug/L	-0.02
7) Chlorobenzene-d5 (IS)	13.92	117	1240492	12.50	ug/L	-0.01
10) 1,4-Dichlorobenzene-d4 (IS	16.51	152	660440	12.50	ug/L	0.00
System Monitoring Compounds						
2) Dibromofluoromethane (SU1)	9.43	113	437790	11.02	ug/L	0.00
Spiked Amount 12.500	Range 75 - 125		Recovery = 88.16%			
3) Chloroform-d (SU6)	9.19	84	672355	11.80	ug/L	0.00
Spiked Amount 12.500	Range 70 - 140		Recovery = 94.40%			
4) Methylene Chloride-d2 (SU5	7.06	86	387858	11.64	ug/L	-0.02
Spiked Amount 12.500	Range 70 - 140		Recovery = 93.12%			
5) 1,2-Dichloroethane-d4 (SU2	9.90	65	433414	15.96	ug/L	0.00
Spiked Amount 12.500	Range 75 - 125		Recovery = 127.68%#			
6) Benzene-d6 (SU7)	9.92	84	1324875	11.05	ug/L	-0.03
Spiked Amount 12.500	Range 70 - 140		Recovery = 88.40%			
8) Toluene-d8 (SU3)	12.20	98	1377058	11.70	ug/L	-0.02
Spiked Amount 12.500	Range 75 - 125		Recovery = 93.60%			
9) 4-Bromofluorobenzene (SU4)	15.23	95	698892	14.38	ug/L	0.00
Spiked Amount 12.500	Range 75 - 125		Recovery = 115.04%			

Target Compounds Qvalue

(#) = qualifier out of range (m) = manual integration

Quantitation Report

Data File : C:\HPCHEM\1\DATA\052914L3\E2900004.D
Acq On : 29 May 2014 9:44 am
Sample : 3E42901-03
Misc : 100cc SVL-844-SA5D-SV-10.0-11.0
MS Integration Params: rteint.p
Quant Time: May 29 10:15 19114

Vial: 3
Operator: DN
Inst : GC/MS Ins
Multiplr: 10.00

Quant Results File: SS072713.RES

Method : C:\HPCHEM\1\METHODS\SS072713.M (RTE Integrator)
Title : 8260B GC/MS #3 ICAL SSSF 07/27/13 DN
Last Update : Mon Nov 18 10:31:39 2013
Response via : Initial Calibration

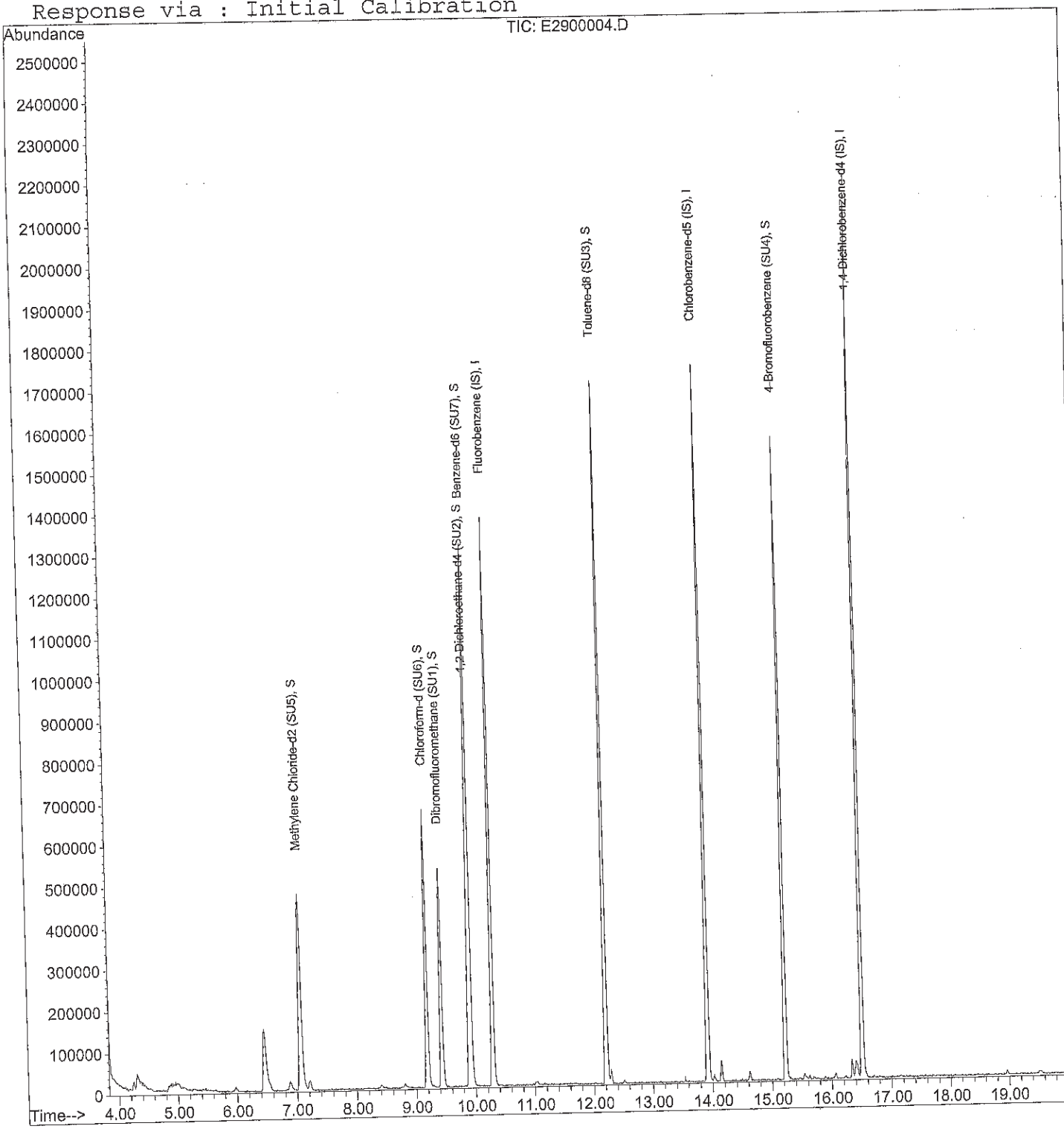

Quantitation Report (Not Reviewed)

Data File : C:\HPCHEM\1\DATA\052914L3\E2900005.D
Acq On : 29 May 2014 10:13 am
Sample : 3E42901-04
Misc : 100cc SVL-530-SA5C-SV-6.5-7.5
MS Integration Params: rteint.p
Quant Time: May 29 11:09 19114

Vial: 4
Operator: DN
Inst : GC/MS Ins
Multiplr: 10.00

Quant Results File: MW111313.RES

Quant Method : C:\HPCHEM\1\METHODS\MW111313.M (RTE Integrator)
Title : 8260B GC/MS #3 ICAL 11/13/13 DN
Last Update : Wed Nov 13 19:38:32 2013
Response via : Initial Calibration
DataAcq Meth : MW111313

Internal Standards	R.T.	QIon	Response	Conc	Units	Dev(Min)
1) Fluorobenzene (IS)	10.29	96	1531628	12.50	ug/L	0.00
38) Chlorobenzene-d5 (IS)	13.92	117	1208919	12.50	ug/L	0.00
59) 1,4-Dichlorobenzene-d4 (IS	16.51	152	672911	12.50	ug/L	0.00
System Monitoring Compounds						
2) Dibromofluoromethane (SU1)	9.43	113	430212	11.26	ug/L	0.00
Spiked Amount 12.500	Range 75 - 125		Recovery = 90.08%			
28) 1,2-Dichloroethane-d4 (SU2	9.90	65	422014	11.62	ug/L	0.00
Spiked Amount 12.500	Range 75 - 125		Recovery = 92.96%			
39) Toluene-d8 (SU3)	12.21	98	1351245	11.98	ug/L	0.00
Spiked Amount 12.500	Range 75 - 125		Recovery = 95.84%			
58) 4-Bromofluorobenzene (SU4)	15.23	95	685935	13.87	ug/L	0.00
Spiked Amount 12.500	Range 75 - 125		Recovery = 110.96%			
Target Compounds						Qvalue
4) Chloromethane	4.39	50	1260	-0.73	ug/L #	76
6) Bromomethane	5.09	96	580	-1.43	ug/L #	1
7) Chloroethane	5.26	64	2772	2.86	ug/L #	32
11) Acetone	6.47	58	3053	178.60	ug/L #	79
12) (IPA) Leak Check Compound	6.47	45	346021	1880.07	ug/L #	82
13) Carbon disulfide	6.86	76	328	0.03	ug/L #	76
14) Methylene Chloride	7.06	84	6288	1.49	ug/L #	1
15) (TBA) tert-Butanol	7.13	59	257	0.98	ug/L #	77
24) Chloroform	9.22	83	1545	0.19	ug/L #	18
29) 1,1-Dichloropropene	9.94	75	288	0.05	ug/L #	1
31) Benzene	9.92	78	10801	0.75	ug/L #	76
32) 1,2-Dichloroethane	9.92	62	5603	1.10	ug/L #	1
40) (MIBK) 4-Methyl-2-Pentanon	12.20	43	6839	2.83	ug/L #	100
41) Toluene	12.28	91	3043	0.18	ug/L #	76
46) 2-Hexanone	13.11	43	542	0.20	ug/L #	37
51) Ethylbenzene	14.03	91	1088	0.06	ug/L #	45
52) m,p-Xylenes	14.14	106	349	0.05	ug/L #	1
54) Styrene	14.63	104	1776	-0.69	ug/L #	53
56) Isopropylbenzene	15.23	105	288	0.02	ug/L #	1
62) n-Propylbenzene	15.23	91	2506	0.09	ug/L #	56
67) 1,2,4-Trimethylbenzene	16.07	105	702	0.04	ug/L #	33
68) sec-Butylbenzene	16.34	105	342	0.02	ug/L #	62

(#) = qualifier out of range (m) = manual integration

Quantitation Report (Not Reviewed)

Data File : C:\HPCHEM\1\DATA\052914L3\E2900005.D Vial: 4
Acq On : 29 May 2014 10:13 am Operator: DN
Sample : 3E42901-04 Inst : GC/MS Ins
Misc : 100cc SVL-530-SA5C-SV-6.5-7.5 Multiplr: 10.00
MS Integration Params: rteint.p
Quant Time: May 29 11:09 19114 Quant Results File: MW111313.RES

Quant Method : C:\HPCHEM\1\METHODS\MW111313.M (RTE Integrator)
Title : 8260B GC/MS #3 ICAL 11/13/13 DN
Last Update : Wed Nov 13 19:38:32 2013
Response via : Initial Calibration
DataAcq Meth : MW111313

Compound	R.T.	QIon	Response	Conc	Unit	Qvalue

(#) = qualifier out of range (m) = manual integration

Quantitation Report

Data File : C:\HPCHEM\1\DATA\052914L3\E2900005.D Vial: 4
Acq On : 29 May 2014 10:13 am Operator: DN
Sample : 3E42901-04 Inst : GC/MS Ins
Misc : 100cc SVL-530-SA5C-SV-6.5-7.5 Multiplr: 10.00
MS Integration Params: rteint.p
Quant Time: May 29 11:09 19114 Quant Results File: MW111313.RES

Method : C:\HPCHEM\1\METHODS\MW111313.M (RTE Integrator)
Title : 8260B GC/MS #3 ICAL 11/13/13 DN
Last Update : Wed Nov 13 19:38:32 2013
Response via : Initial Calibration



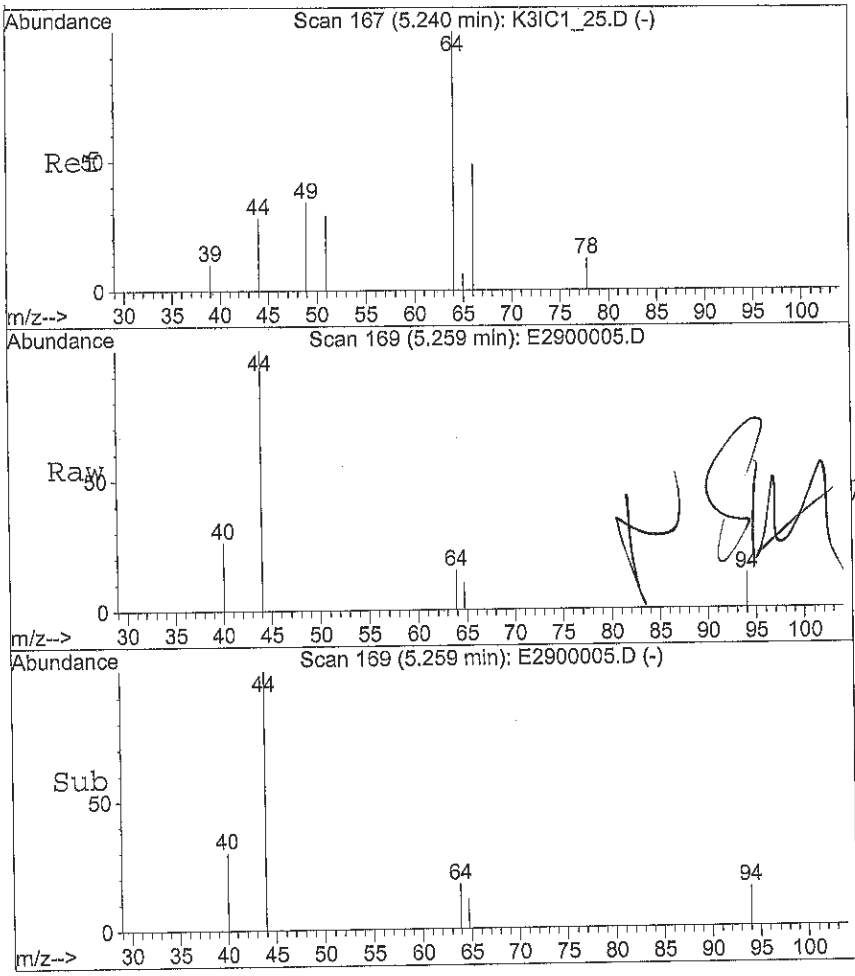

#7
Chloroethane
Concen: 2.86 ug/L
RT: 5.26 min Scan# 169
Delta R.T. 0.02 min
Lab File: E2900005.D
Acq: 29 May 2014 10:13 am

Tgt Ion: 64 Resp: 2772

Ion	Ratio	Lower	Upper
64	100		
66	0.0	35.4	53.0#

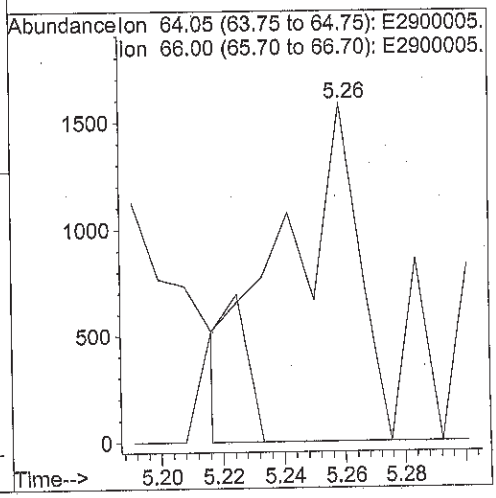

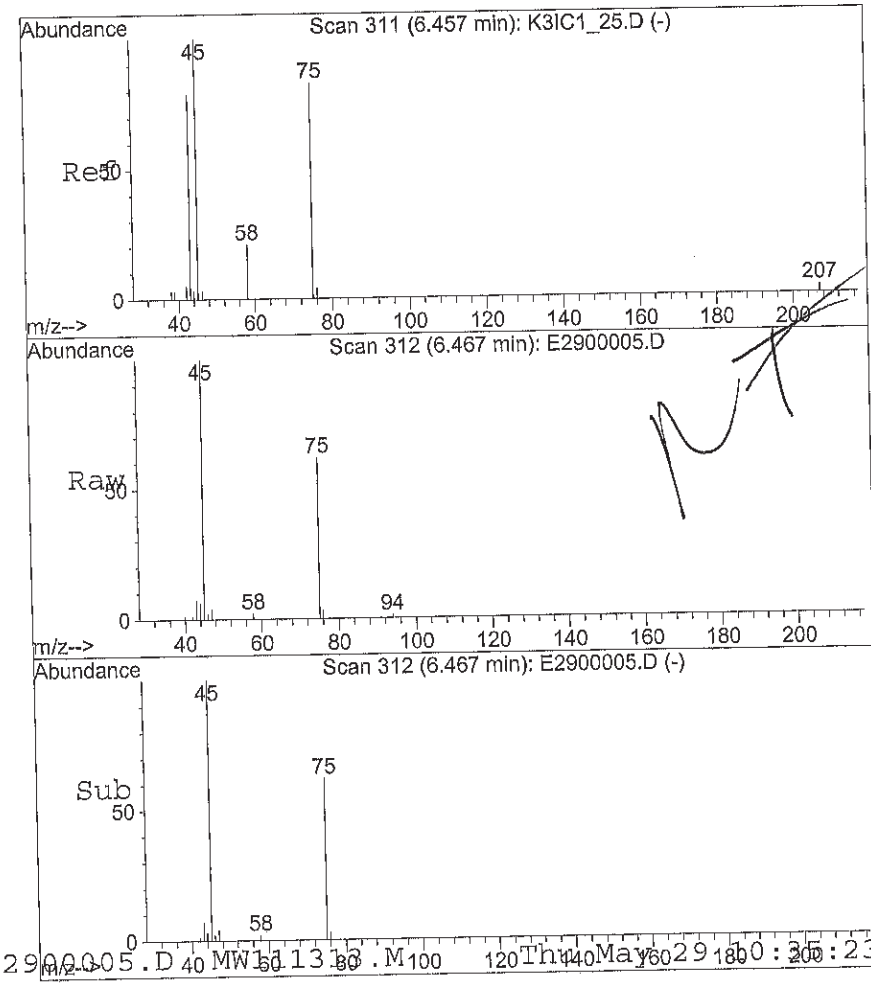

#11
Acetone
Concen: 178.60 ug/L
RT: 6.47 min Scan# 312
Delta R.T. 0.01 min
Lab File: E2900005.D
Acq: 29 May 2014 10:13 am

Tgt Ion: 58 Resp: 3053

Ion	Ratio	Lower	Upper
58	100		
43	505.6	360.9	541.3

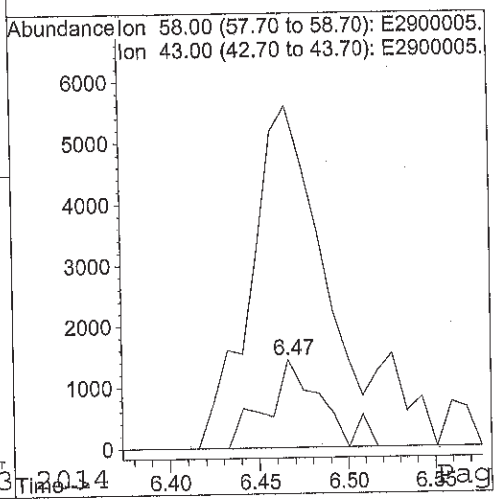

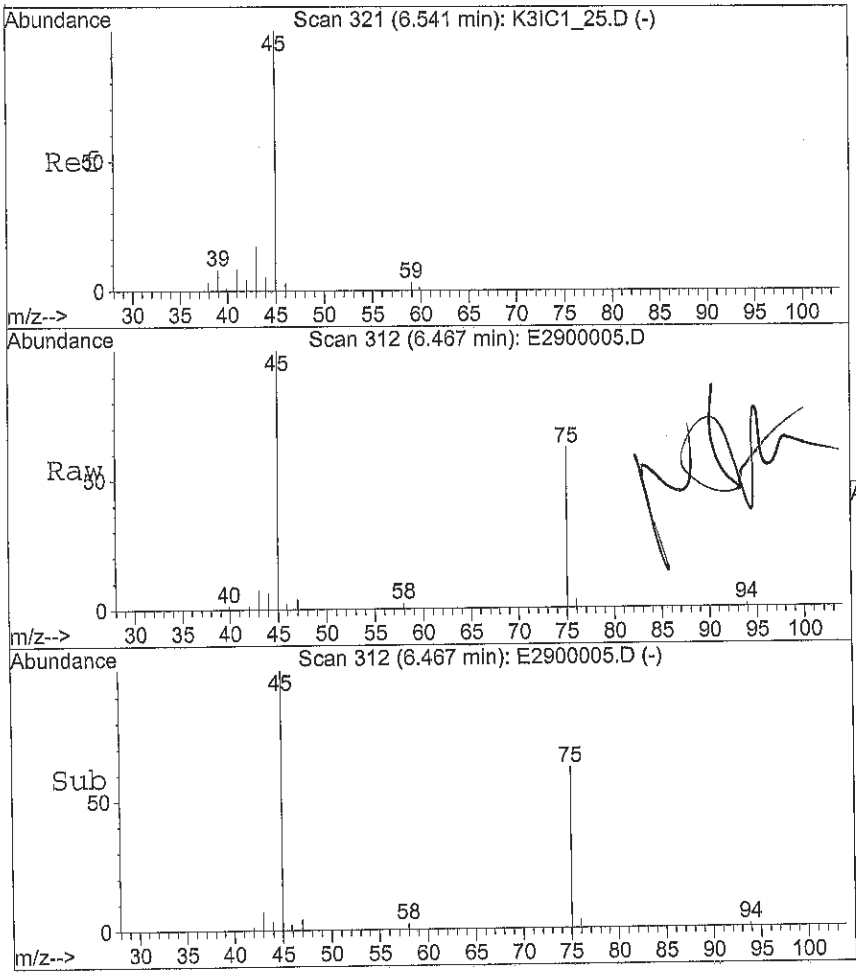

#12
(IPA) Leak Check Compound
Concen: 1880.07 ug/L
RT: 6.47 min Scan# 312
Delta R.T. -0.07 min
Lab File: E2900005.D
Acq: 29 May 2014 10:13 am

Tgt Ion: 45 Resp: 346021

Ion	Ratio	Lower	Upper
45	100		
39	0.1	4.9	7.3#

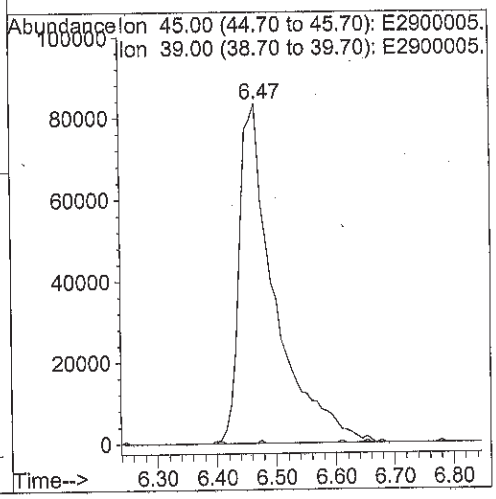

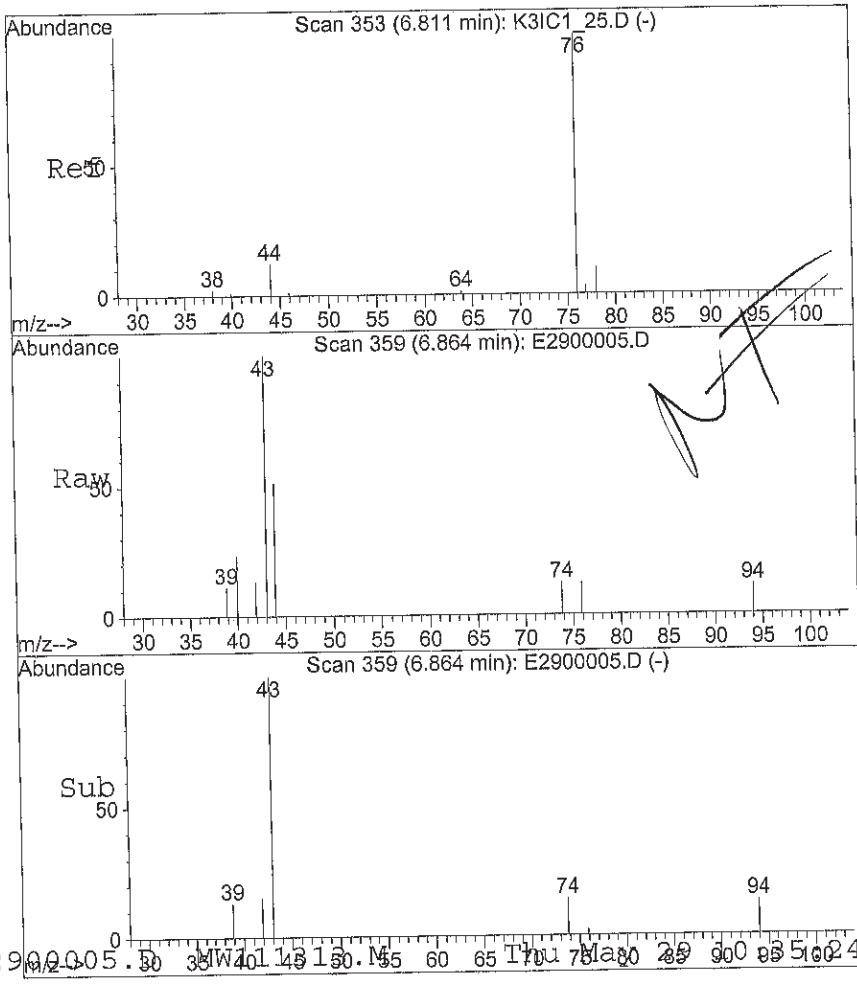

#13
Carbon disulfide
Concen: 0.03 ug/L
RT: 6.86 min Scan# 359
Delta R.T. 0.05 min
Lab File: E2900005.D
Acq: 29 May 2014 10:13 am

Tgt Ion: 76 Resp: 328

Ion	Ratio	Lower	Upper
76	100		
78	0.0	7.0	10.4#

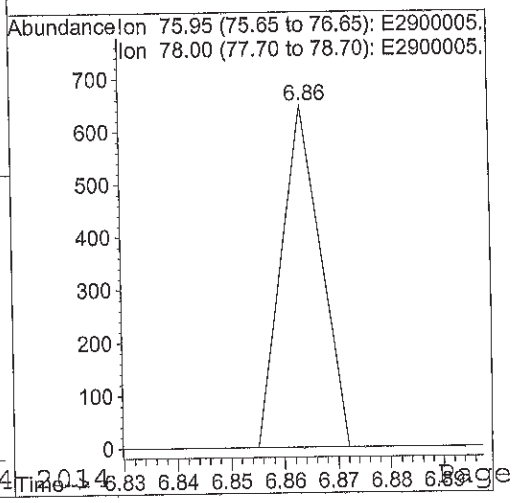

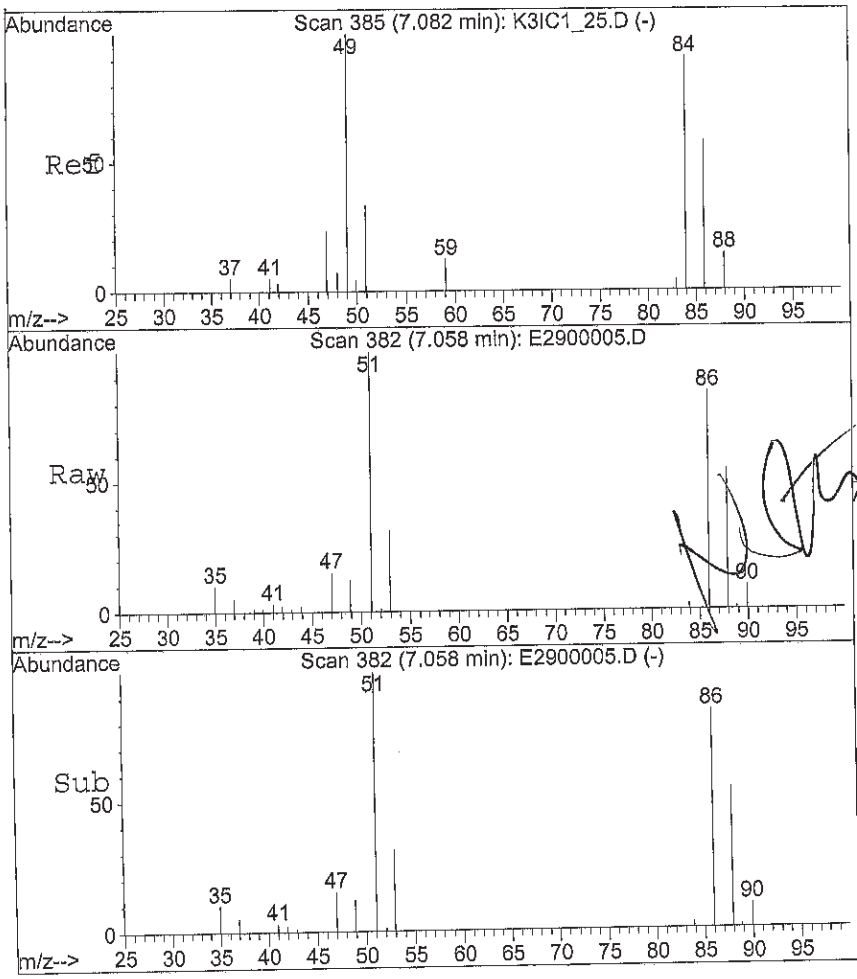

#14
Methylene Chloride
Concen: 1.49 ug/L
RT: 7.06 min Scan# 382
Delta R.T. -0.02 min
Lab File: E2900005.D
Acq: 29 May 2014 10:13 am

Tgt Ion: 84 Resp: 6288

Ion	Ratio	Lower	Upper
84	100		
49	840.8	89.8	134.6#
86	6246.3	51.1	76.7#
51	7317.1	28.5	42.7#

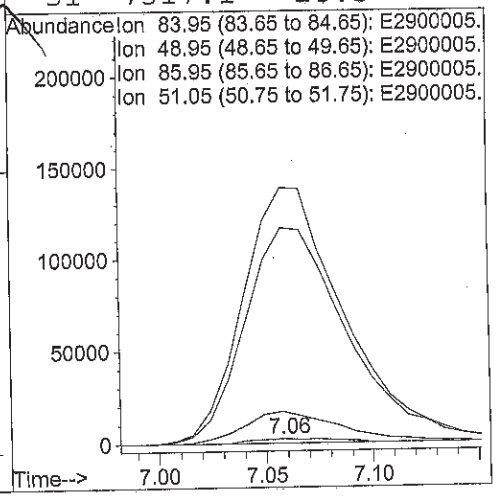

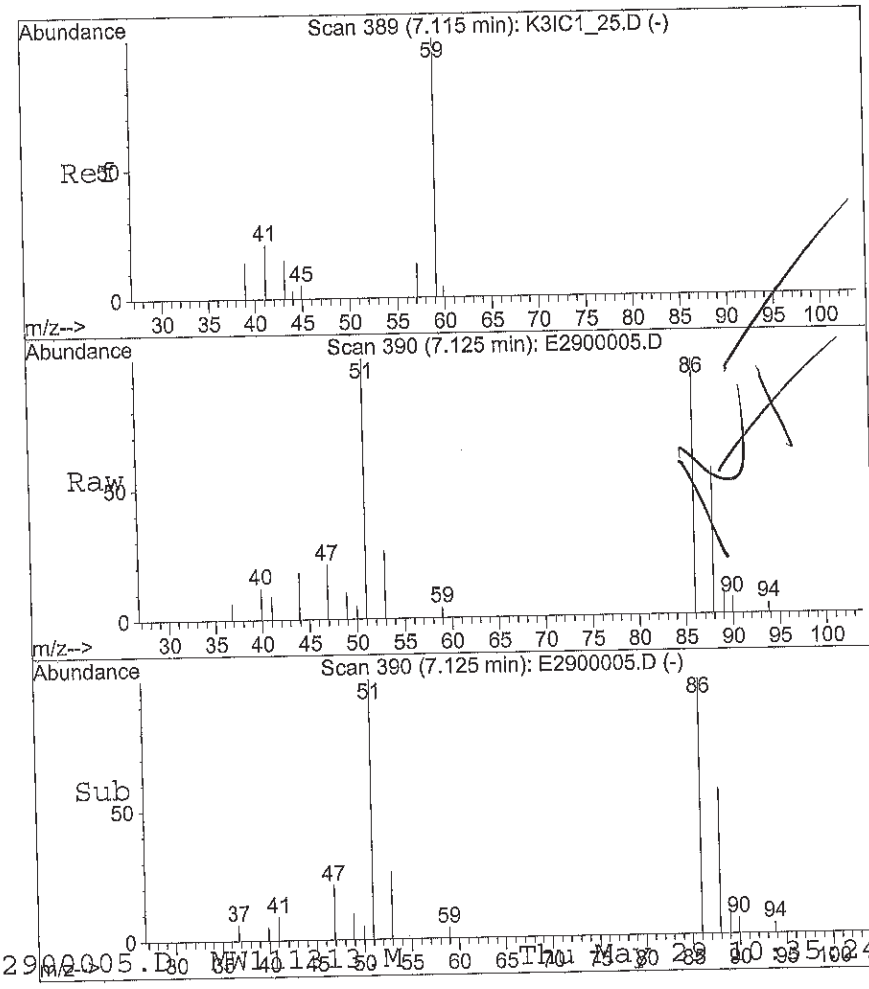

#15
(TBA) tert-Butanol
Concen: 0.98 ug/L
RT: 7.13 min Scan# 390
Delta R.T. 0.01 min
Lab File: E2900005.D
Acq: 29 May 2014 10:13 am

Tgt Ion: 59 Resp: 257

Ion	Ratio	Lower	Upper
59	100		
57	0.0	6.4	9.6#

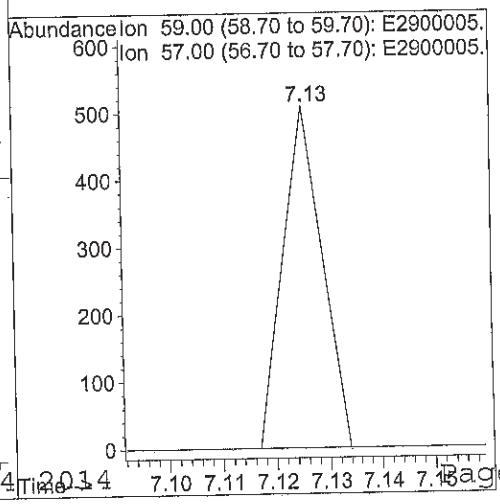



#24
Chloroform
Concen: 0.19 ug/L
RT: 9.22 min Scan# 638
Delta R.T. 0.02 min
Lab File: E2900005.D
Acq: 29 May 2014 10:13 am

Tgt Ion: 83 Resp: 1545

Ion	Ratio	Lower	Upper
83	100		
85	0.0	51.8	77.6#

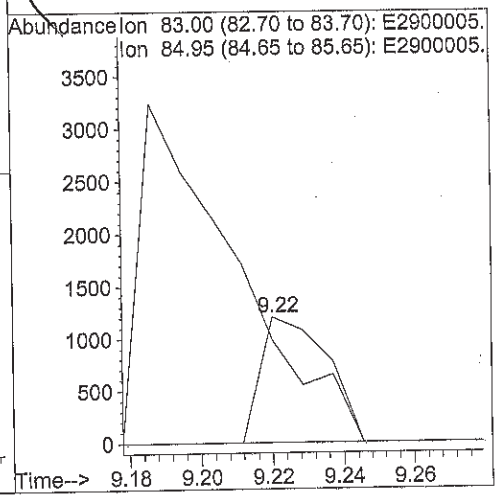

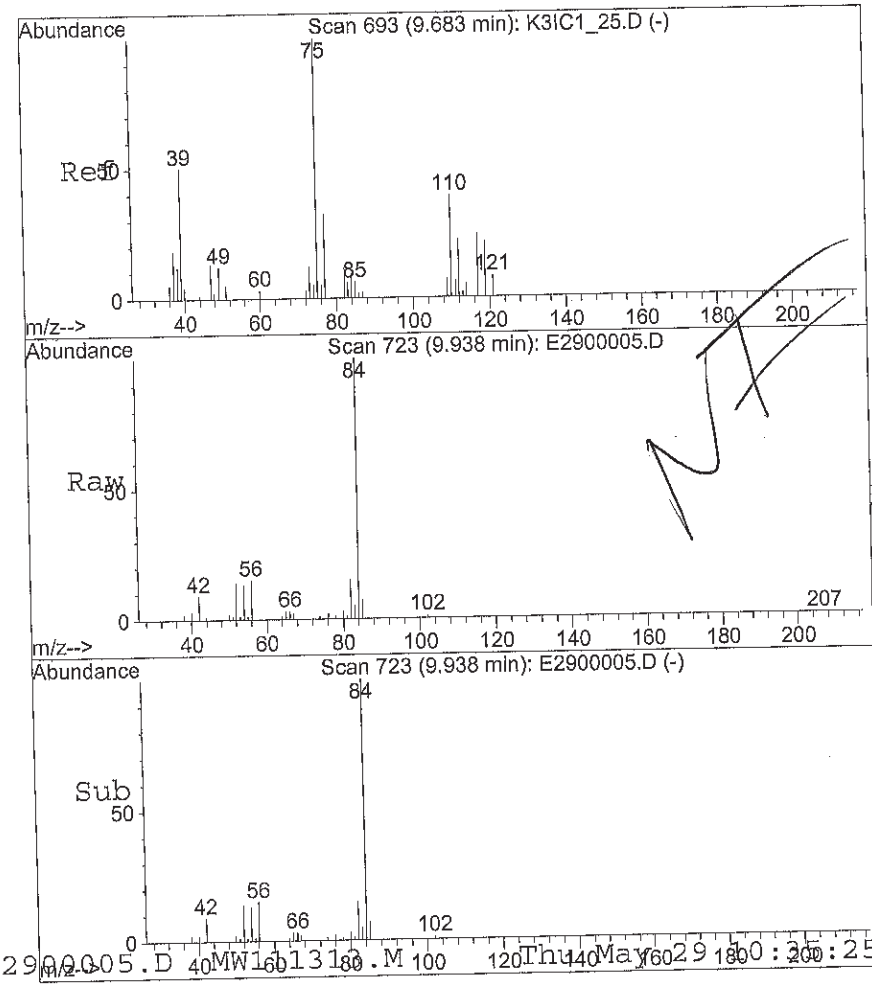

#29
1,1-Dichloropropene
Concen: 0.05 ug/L
RT: 9.94 min Scan# 723
Delta R.T. 0.25 min
Lab File: E2900005.D
Acq: 29 May 2014 10:13 am

Tgt Ion: 75 Resp: 288

Ion	Ratio	Lower	Upper
75	100		
110	0.0	29.0	43.6#
77	1051.0	25.0	37.4#

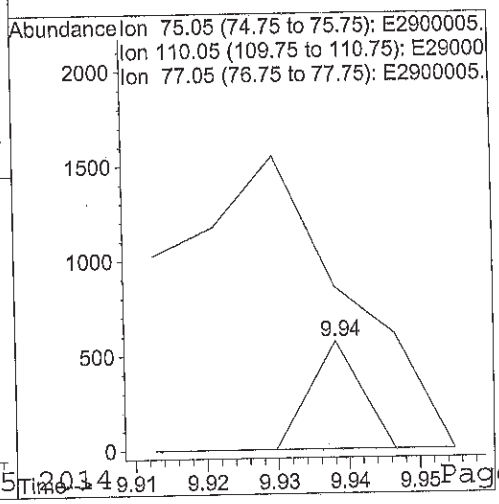

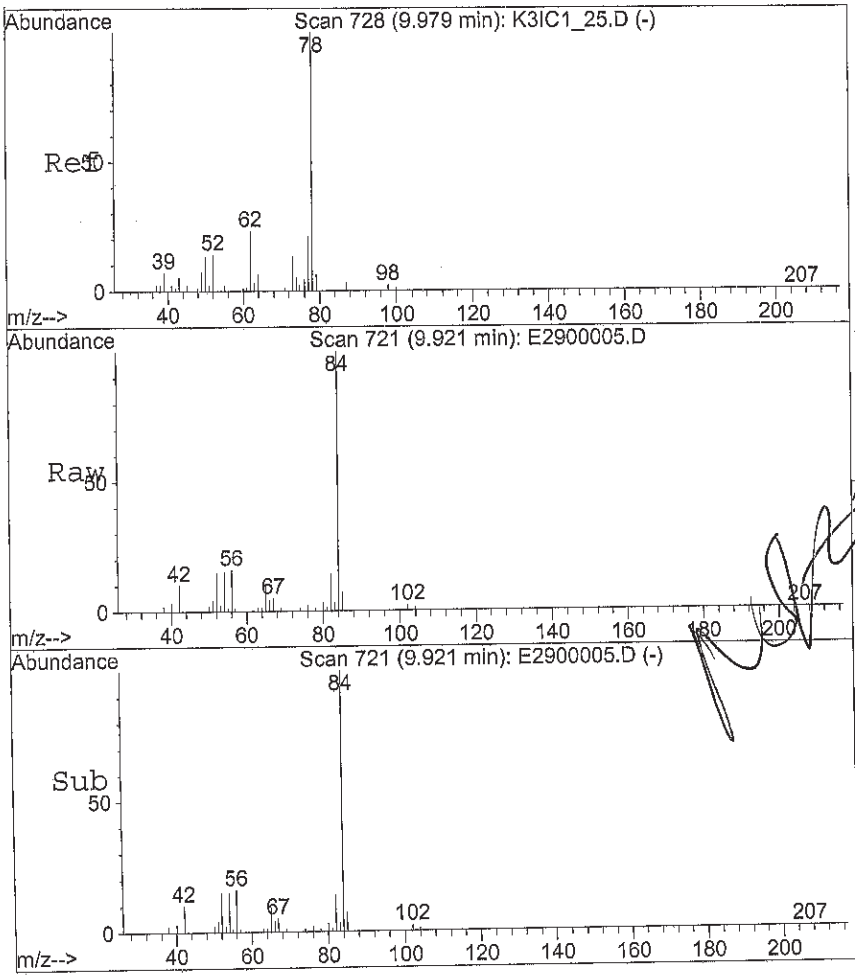

#31
Benzene
Concen: 0.75 ug/L
RT: 9.92 min Scan# 721
Delta R.T. -0.06 min
Lab File: E2900005.D
Acq: 29 May 2014 10:13 am

Tgt Ion: 78 Resp: 10801

Ion	Ratio	Lower	Upper
78	100		
51	0.0	14.2	21.2#
77	25.2	16.6	24.8#

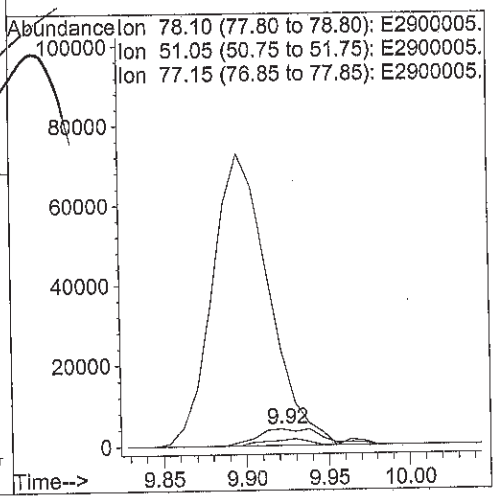

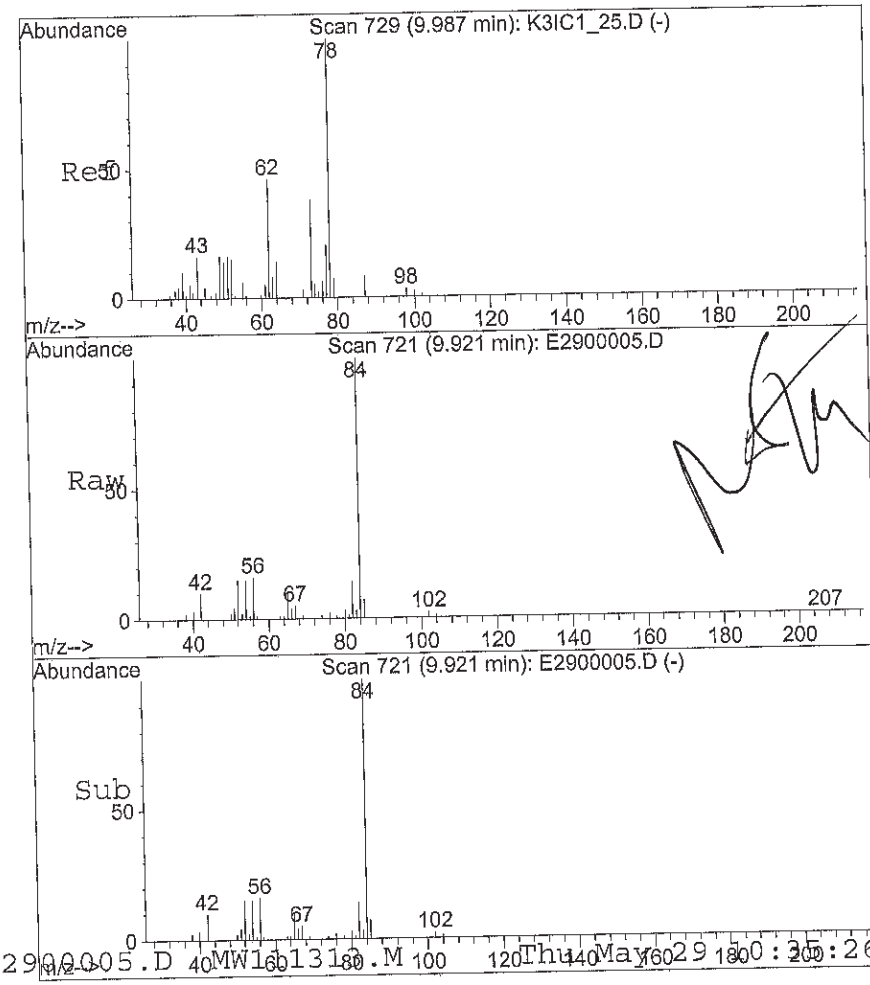

#32
1,2-Dichloroethane
Concen: 1.10 ug/L
RT: 9.92 min Scan# 721
Delta R.T. -0.07 min
Lab File: E2900005.D
Acq: 29 May 2014 10:13 am

Tgt Ion: 62 Resp: 5603

Ion	Ratio	Lower	Upper
62	100		
64	251.4	28.0	42.0#
49	0.0	28.5	42.7#
98	0.0	6.2	9.4#

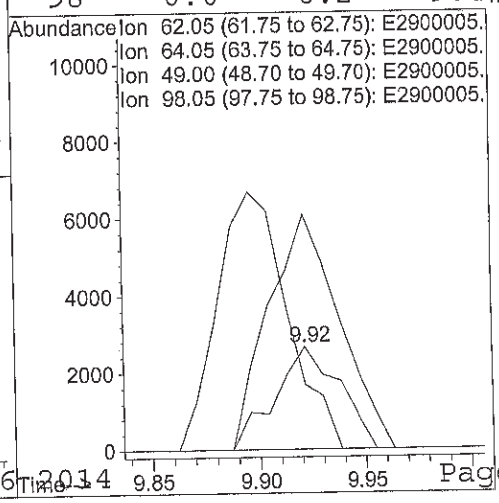

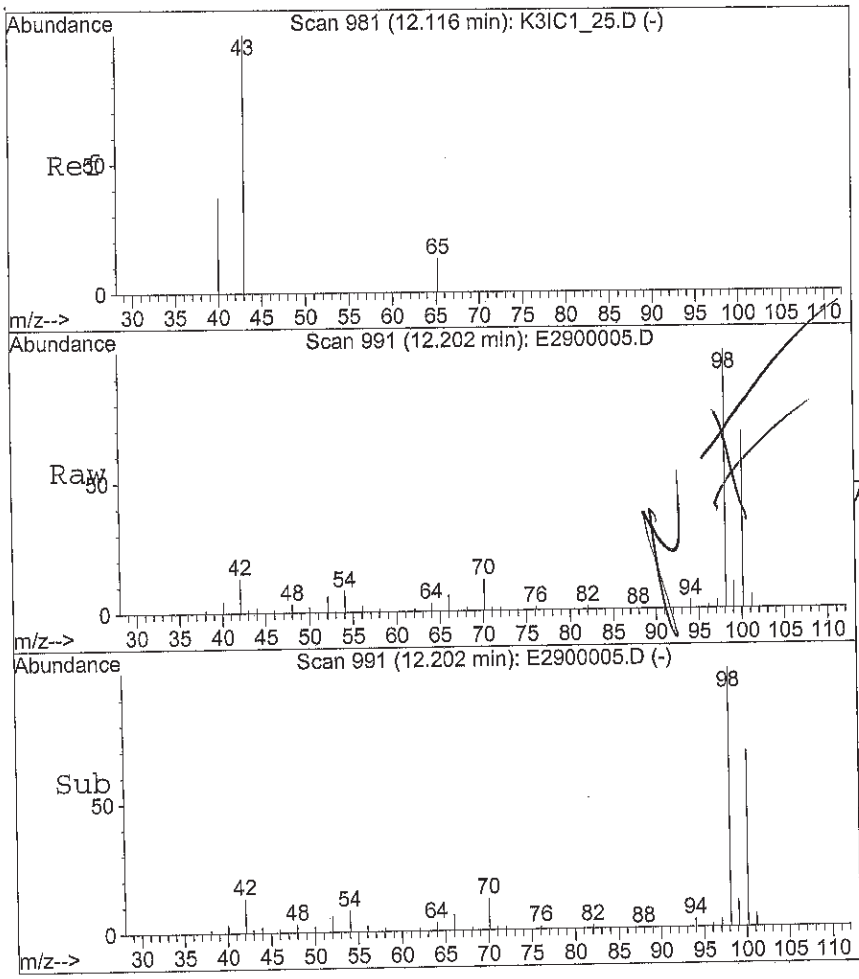

#40
(MIBK) 4-Methyl-2-Pentanone
Concen: 2.83 ug/L
RT: 12.20 min Scan# 991
Delta R.T. 0.09 min
Lab File: E2900005.D
Acq: 29 May 2014 10:13 am

Tgt Ion: 43 Resp: 6839

Ion	Ratio	Lower	Upper
43	100		
58	153.1	0.0	0.0#
85	0.0	0.0	0.0
100	13259.2	0.0	0.0#

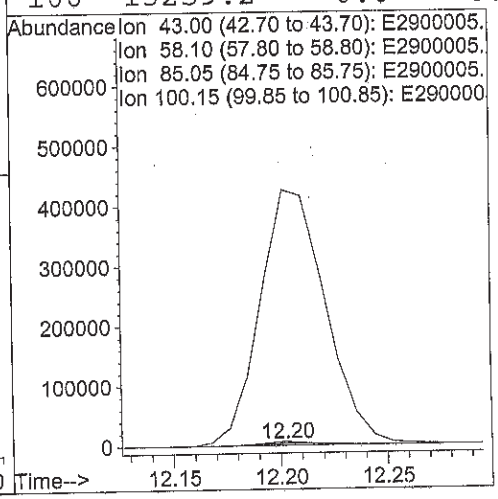

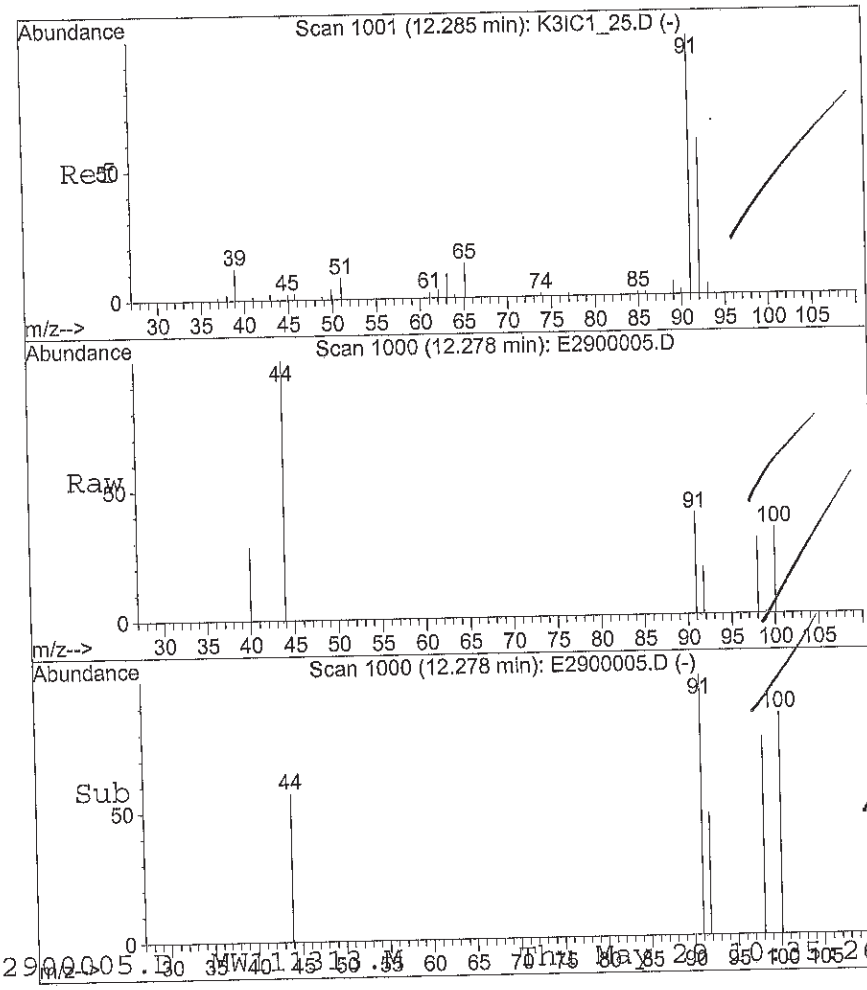

#41
Toluene
Concen: 0.18 ug/L
RT: 12.28 min Scan# 1000
Delta R.T. -0.01 min
Lab File: E2900005.D
Acq: 29 May 2014 10:13 am

Tgt Ion: 91 Resp: 3043

Ion	Ratio	Lower	Upper
91	100		
92	41.5	47.4	71.0#

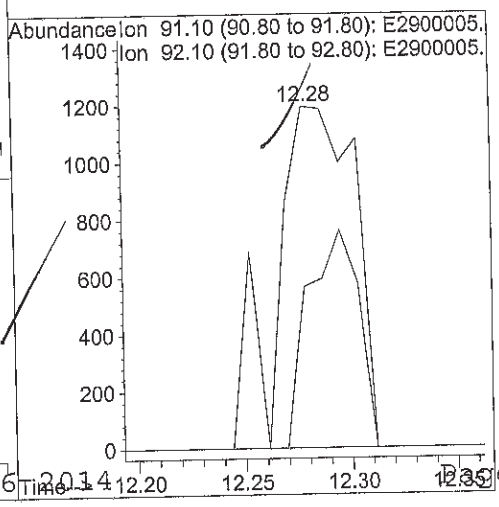

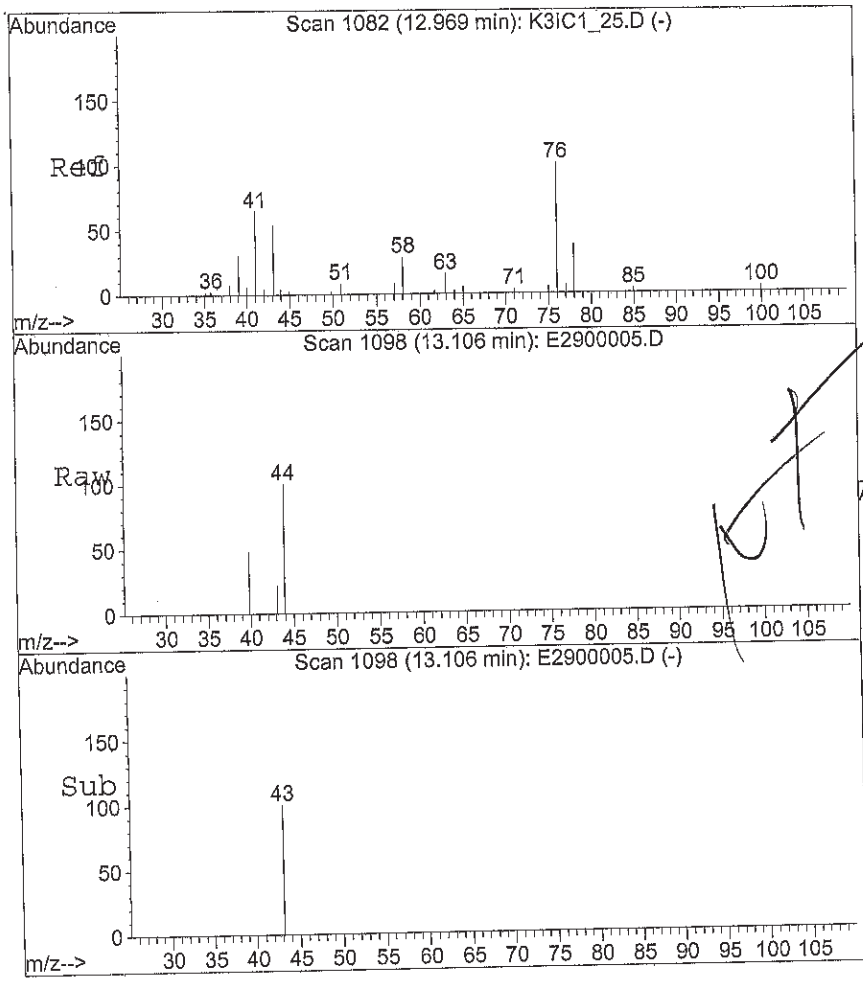

#46
2-Hexanone
Concen: 0.20 ug/L
RT: 13.11 min Scan# 1098
Delta R.T. 0.14 min
Lab File: E2900005.D
Acq: 29 May 2014 10:13 am

Tgt Ion: 43 Resp: 542

Ion	Ratio	Lower	Upper
43	100		
58	0.0	40.9	61.3#
100	0.0	5.5	8.3#
85	0.0	4.3	6.5#

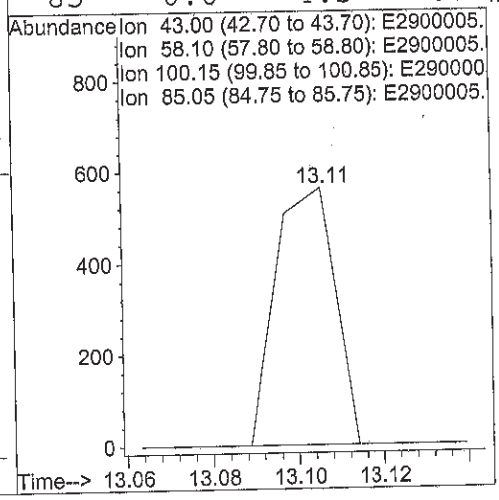

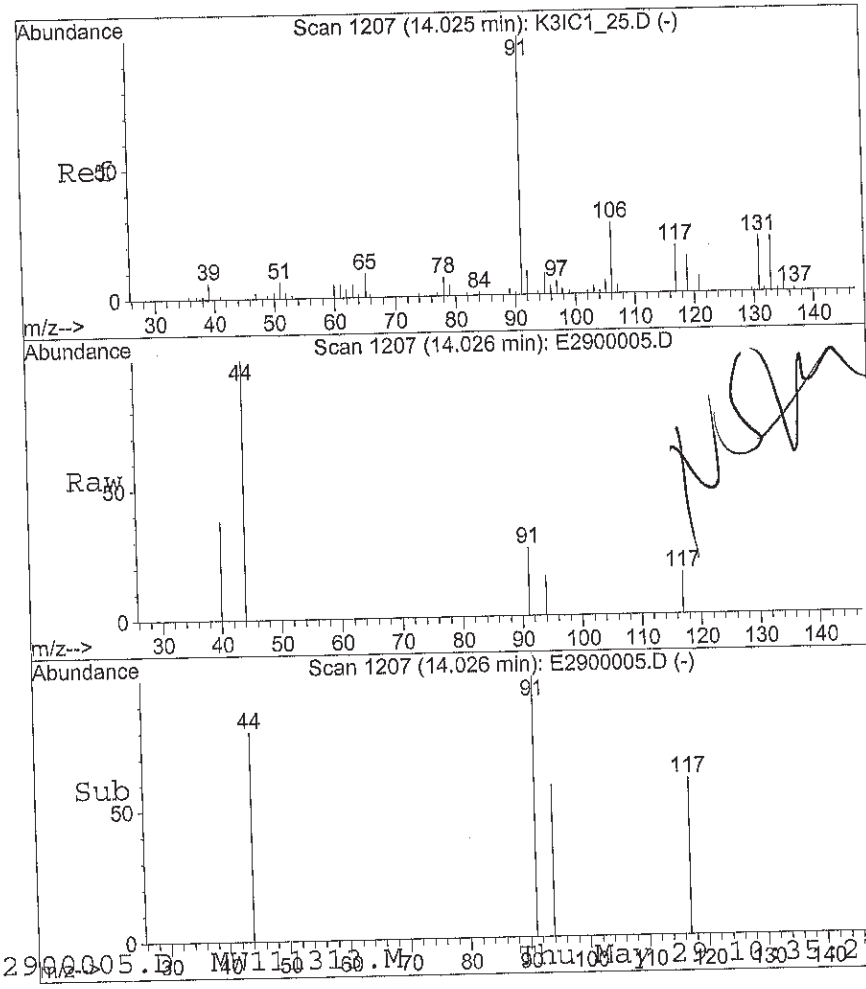

#51
Ethylbenzene
Concen: 0.06 ug/L
RT: 14.03 min Scan# 1207
Delta R.T. 0.00 min
Lab File: E2900005.D
Acq: 29 May 2014 10:13 am

Tgt Ion: 91 Resp: 1088

Ion	Ratio	Lower	Upper
91	100		
106	0.0	23.5	35.3#

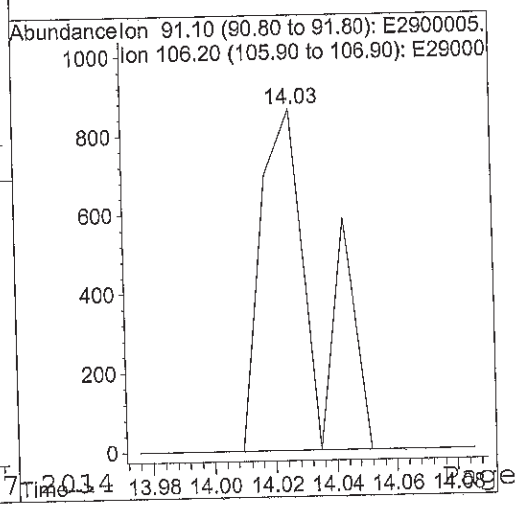

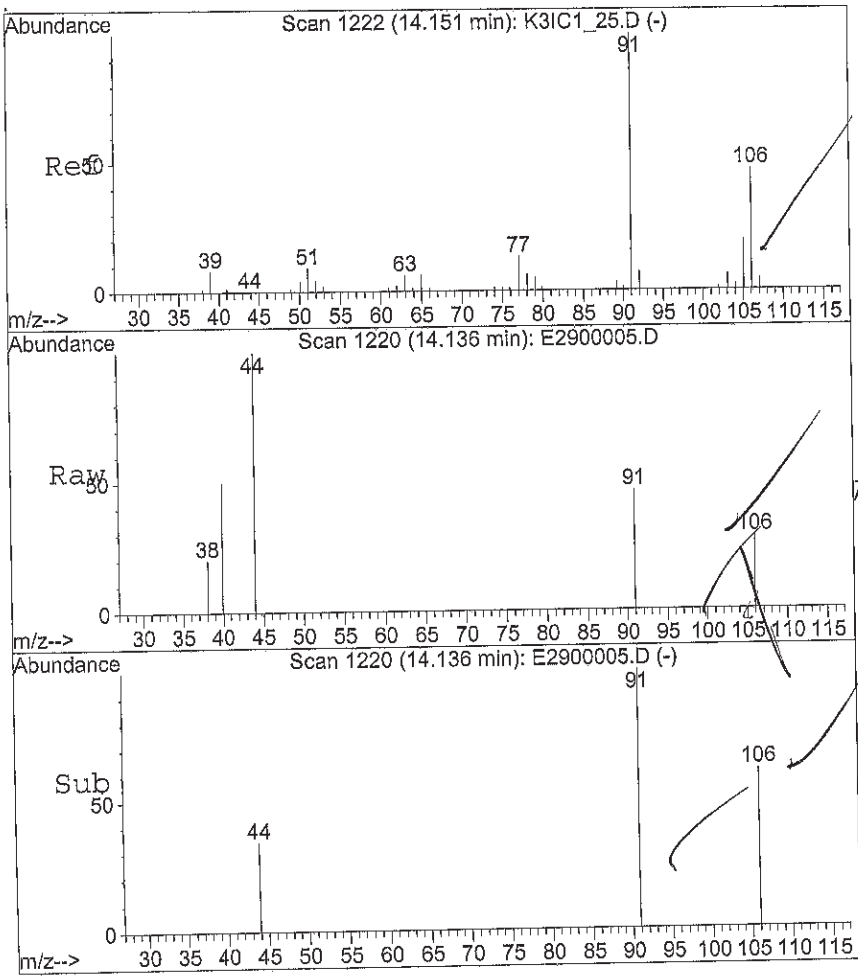

#52
m,p-Xylenes
Concen: 0.05 ug/L
RT: 14.14 min Scan# 1220
Delta R.T. -0.02 min
Lab File: E2900005.D
Acq: 29 May 2014 10:13 am

Tgt Ion:106 Resp: 349

Ion	Ratio	Lower	Upper
106	100		
91	910.0	177.1	265.7#

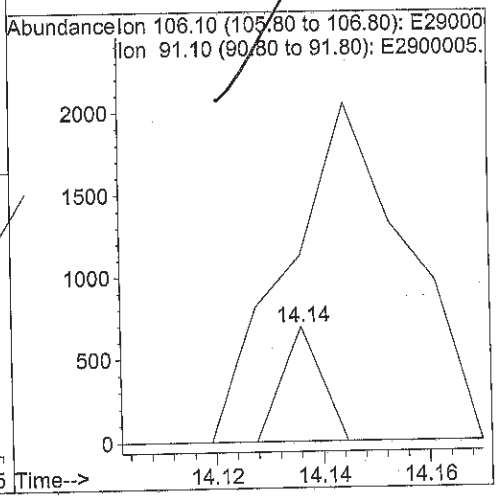

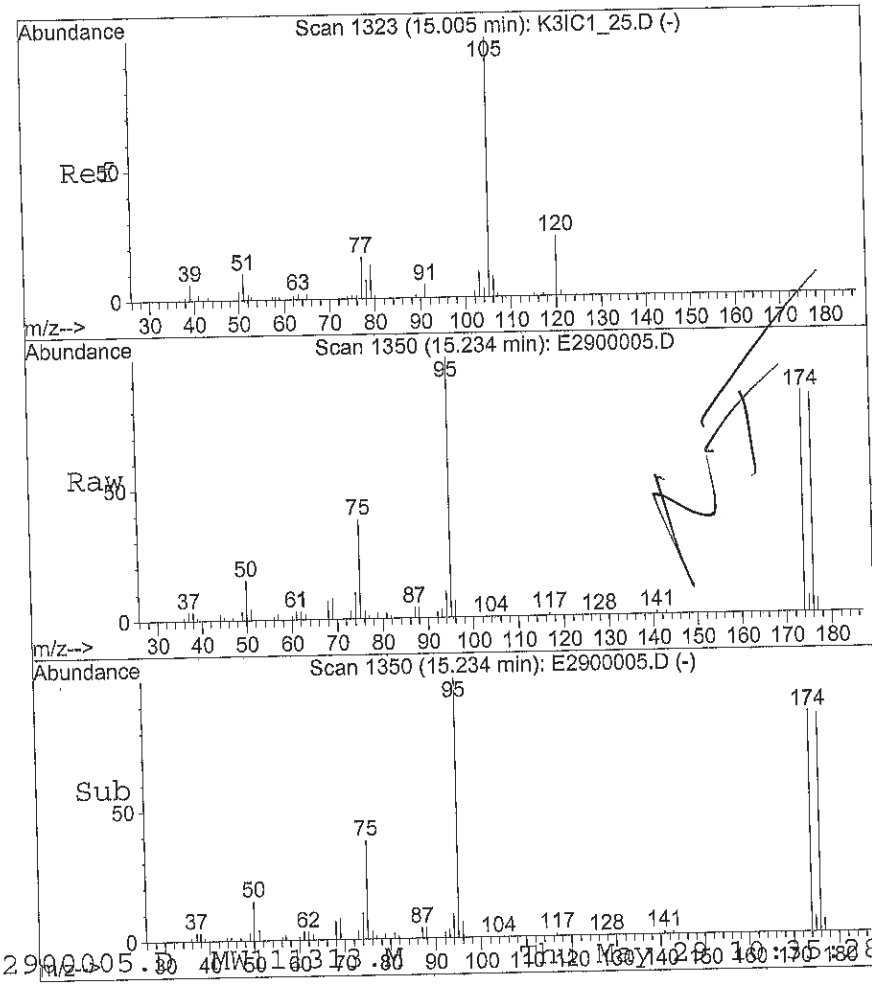

#56
Isopropylbenzene
Concen: 0.02 ug/L
RT: 15.23 min Scan# 1350
Delta R.T. 0.23 min
Lab File: E2900005.D
Acq: 29 May 2014 10:13 am

Tgt Ion:105 Resp: 288

Ion	Ratio	Lower	Upper
105	100		
120	0.0	19.3	28.9#
77	1343.1	13.1	19.7#

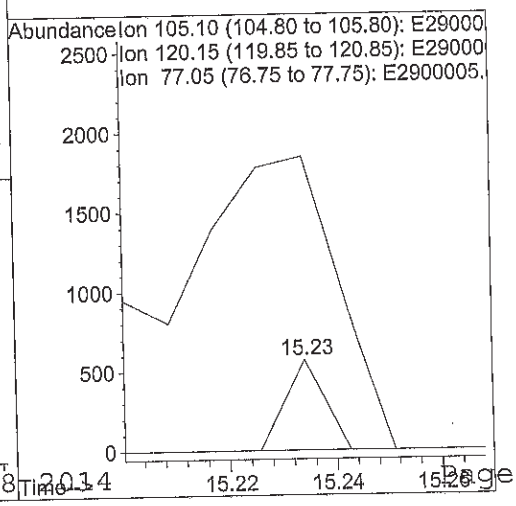

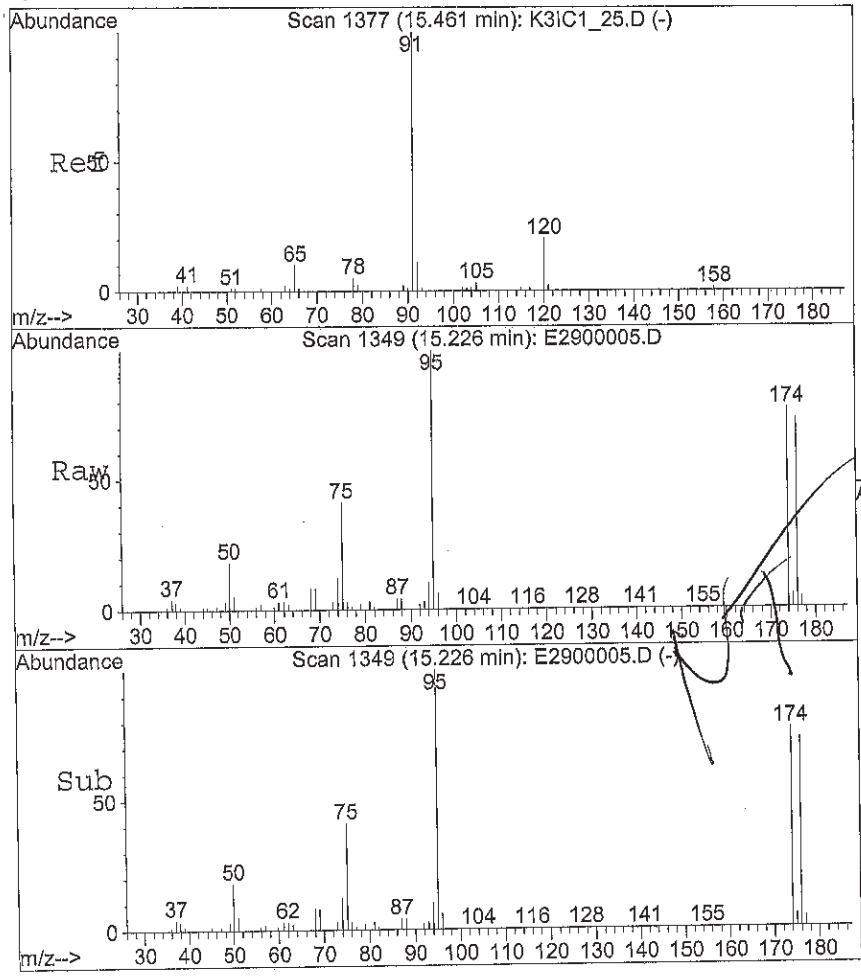

#62
n-Propylbenzene
Concen: 0.09 ug/L
RT: 15.23 min Scan# 1349
Delta R.T. -0.23 min
Lab File: E2900005.D
Acq: 29 May 2014 10:13 am

Tgt Ion: 91 Resp: 2506

Ion	Ratio	Lower	Upper
91	100		
120	0.0	16.1	24.1#

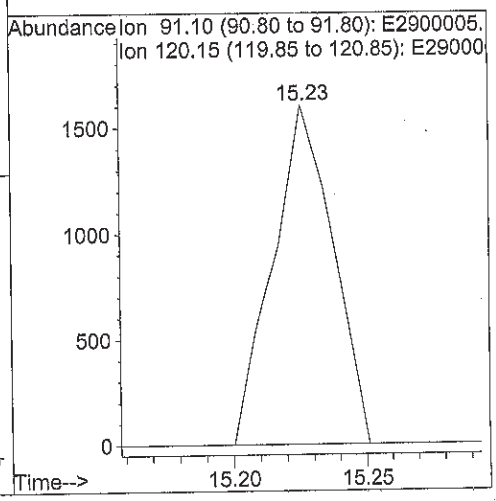



#67
1,2,4-Trimethylbenzene
Concen: 0.04 ug/L
RT: 16.07 min Scan# 1449
Delta R.T. 0.01 min
Lab File: E2900005.D
Acq: 29 May 2014 10:13 am

Tgt Ion:105 Resp: 702

Ion	Ratio	Lower	Upper
105	100		
120	0.0	33.8	50.8#

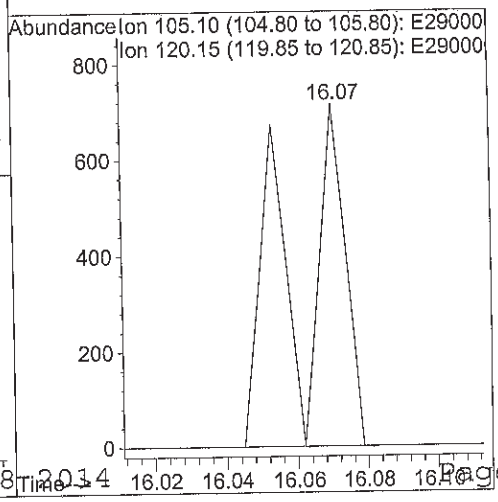

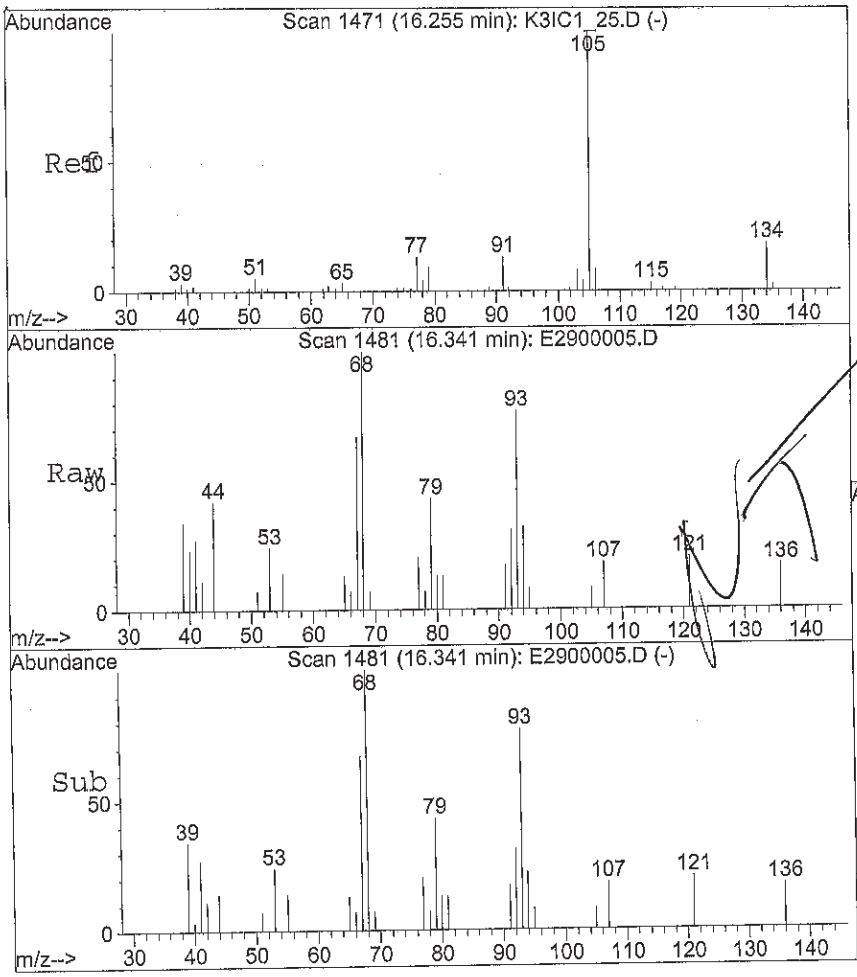

#68
sec-Butylbenzene
Concen: 0.02 ug/L
RT: 16.34 min Scan# 1481
Delta R.T. 0.09 min
Lab File: E2900005.D
Acq: 29 May 2014 10:13 am

Tgt Ion:105 Resp: 342

Ion	Ratio	Lower	Upper
105	100		
134	0.0	13.0	19.6#

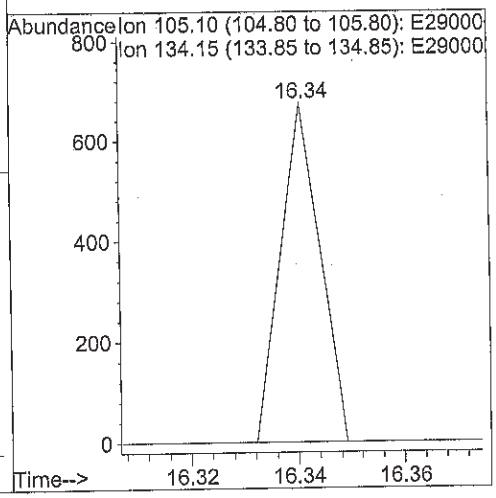

Quantitation Report (Not Reviewed)

Data File : C:\HPCHEM\1\DATA\052914L3\E2900005.D Vial: 4
Acq On : 29 May 2014 10:13 am Operator: DN
Sample : 3E42901-04 Inst : GC/MS Ins
Misc : 100cc SVL-530-SA5C-SV-6.5-7.5 Multiplr: 10.00
MS Integration Params: rteint.p
Quant Time: May 29 11:08 19114 Quant Results File: SS072713.RES

Quant Method : C:\HPCHEM\1\METHODS\SS072713.M (RTE Integrator)
Title : 8260B GC/MS #3 ICAL SSSF 07/27/13 DN
Last Update : Mon Nov 18 10:31:39 2013
Response via : Initial Calibration
DataAcq Meth : MW111313

Internal Standards	R.T.	QIon	Response	Conc	Units	Dev(Min)
1) Fluorobenzene (IS)	10.29	96	1531628	12.50	ug/L	-0.02
7) Chlorobenzene-d5 (IS)	13.92	117	1208919	12.50	ug/L	-0.01
10) 1,4-Dichlorobenzene-d4 (IS	16.51	152	672911	12.50	ug/L	0.00
System Monitoring Compounds						
2) Dibromofluoromethane (SU1)	9.43	113	430212	10.80	ug/L	0.00
Spiked Amount 12.500	Range 75 - 125		Recovery = 86.40%			
3) Chloroform-d (SU6)	9.19	84	694393	12.15	ug/L	0.00
Spiked Amount 12.500	Range 70 - 140		Recovery = 97.20%			
4) Methylene Chloride-d2 (SU5	7.06	86	392766	11.76	ug/L	-0.02
Spiked Amount 12.500	Range 70 - 140		Recovery = 94.08%			
5) 1,2-Dichloroethane-d4 (SU2	9.90	65	422014	15.50	ug/L	0.00
Spiked Amount 12.500	Range 75 - 125		Recovery = 124.00%			
6) Benzene-d6 (SU7)	9.92	84	1351810	11.25	ug/L	-0.03
Spiked Amount 12.500	Range 70 - 140		Recovery = 90.00%			
8) Toluene-d8 (SU3)	12.21	98	1351245	11.78	ug/L	-0.01
Spiked Amount 12.500	Range 75 - 125		Recovery = 94.24%			
9) 4-Bromofluorobenzene (SU4)	15.23	95	685935	14.49	ug/L	0.00
Spiked Amount 12.500	Range 75 - 125		Recovery = 115.92%			

Target Compounds Qvalue

(#) = qualifier out of range (m) = manual integration

Quantitation Report

Data File : C:\HPCHEM\1\DATA\052914L3\E2900005.D
Acq On : 29 May 2014 10:13 am
Sample : 3E42901-04
Misc : 100cc SVL-530-SA5C-SV-6.5-7.5
MS Integration Params: rteint.p
Quant Time: May 29 11:08 19114

Vial: 4
Operator: DN
Inst : GC/MS Ins
Multiplr: 10.00

Quant Results File: SS072713.RES

Method : C:\HPCHEM\1\METHODS\SS072713.M (RTE Integrator)
Title : 8260B GC/MS #3 ICAL SSSF 07/27/13 DN
Last Update : Mon Nov 18 10:31:39 2013
Response via : Initial Calibration



Quantitation Report (Not Reviewed)

Data File : C:\HPCHEM\1\DATA\052914L3\E2900006.D
Acq On : 29 May 2014 10:44 am
Sample : 3E42901-05
Misc : 100cc SVL-519-SA5D-SV-8.9-9.5
MS Integration Params: rteint.p
Quant Time: May 29 11:06 19114

Vial: 5
Operator: DN
Inst : GC/MS Ins
Multiplr: 10.00

Quant Results File: MW111313.RES

Quant Method : C:\HPCHEM\1\METHODS\MW111313.M (RTE Integrator)
Title : 8260B GC/MS #3 ICAL 11/13/13 DN
Last Update : Wed Nov 13 19:38:32 2013
Response via : Initial Calibration
DataAcq Meth : MW111313

Internal Standards	R.T.	QIon	Response	Conc Units	Dev(Min)
1) Fluorobenzene (IS)	10.29	96	1523502	12.50 ug/L	0.00
38) Chlorobenzene-d5 (IS)	13.91	117	1220492	12.50 ug/L	0.00
59) 1,4-Dichlorobenzene-d4 (IS	16.51	152	678647	12.50 ug/L	0.00
System Monitoring Compounds					
2) Dibromofluoromethane (SU1)	9.43	113	441774	11.63 ug/L	0.00
Spiked Amount 12.500	Range 75 - 125		Recovery = 93.04%		
28) 1,2-Dichloroethane-d4 (SU2	9.89	65	431270	11.94 ug/L	0.00
Spiked Amount 12.500	Range 75 - 125		Recovery = 95.52%		
39) Toluene-d8 (SU3)	12.20	98	1332969	11.71 ug/L	0.00
Spiked Amount 12.500	Range 75 - 125		Recovery = 93.68%		
58) 4-Bromofluorobenzene (SU4)	15.22	95	690525	13.83 ug/L	0.00
Spiked Amount 12.500	Range 75 - 125		Recovery = 110.64%		
Target Compounds					Qvalue
4) Chloromethane	4.40	50	5919	1.10 ~~ug/L~~ #	50
6) Bromomethane	5.09	96	291	-1.60 ~~ug/L~~ #	1
7) Chloroethane	5.24	64	1348	1.75 ~~ug/L~~	92
9) (F113) 1,1,2-Trichloro-tri	6.33	151	453315	151.36 ug/L	97
10) 1,1-Dichloroethene	6.34	96	348	0.10 ~~ug/L~~ #	1
11) Acetone	6.47	58	2419	179.65 ~~ug/L~~ #	1
12) (IPA) Leak Check Compound	6.46	45	336691	1839.13 ~~ug/L~~ #	82
13) Carbon disulfide	6.83	76	21881	1.73 ~~ug/L~~ #	92
14) Methylene Chloride	7.06	84	5429	1.30 ~~ug/L~~ #	1
15) (TBA) tert-Butanol	7.13	59	262	1.01 ~~ug/L~~ #	77
24) Chloroform	9.21	83	1790	0.22 ~~ug/L~~ #	18
25) (ETBE) 2-ethoxy 2-methyl p	8.40	59	4743	0.43 ~~ug/L~~ #	44
29) 1,1-Dichloropropene	9.92	75	299	0.05 ~~ug/L~~ #	1
31) Benzene	9.98	78	3027	0.21 ~~ug/L~~ #	68
32) 1,2-Dichloroethane	9.91	62	6402	1.26 ~~ug/L~~ #	1
40) (MIBK) 4-Methyl-2-Pentanon	12.20	43	6777	2.78 ~~ug/L~~ #	100
41) Toluene	12.28	91	24544	1.48 ug/L	93
42) trans-1,3-Dichloropropene	12.50	75	1576	0.29 ~~ug/L~~ #	30
46) 2-Hexanone	12.88	43	273	0.10 ~~ug/L~~ #	37
51) Ethylbenzene	14.02	91	7514	0.40 ug/L	64
52) m,p-Xylenes	14.14	106	9032	1.34 ug/L	99
53) o-Xylene	14.61	106	2464	0.37 ug/L	80

(#) = qualifier out of range (m) = manual integration

Quantitation Report (Not Reviewed)

Data File : C:\HPCHEM\1\DATA\052914L3\E2900006.D Vial: 5
Acq On : 29 May 2014 10:44 am Operator: DN
Sample : 3E42901-05 Inst : GC/MS Ins
Misc : 100cc SVL-519-SA5D-SV-8.9-9.5 Multiplr: 10.00
MS Integration Params: rteint.p
Quant Time: May 29 11:06 19114 Quant Results File: MW111313.RES

Quant Method : C:\HPCHEM\1\METHODS\MW111313.M (RTE Integrator)
Title : 8260B GC/MS #3 ICAL 11/13/13 DN
Last Update : Wed Nov 13 19:38:32 2013
Response via : Initial Calibration
DataAcq Meth : MW111313

Compound	R.T.	QIon	Response	Conc Unit	Qvalue
54) Styrene	14.62	104	1128	-0.76 ~~ug/L #~~	38
56) Isopropylbenzene	15.00	105	1459	0.08 ~~ug/L #~~	1
62) n-Propylbenzene	15.45	91	1471	0.05 ~~ug/L #~~	56
63) 2-Chlorotoluene	15.60	91	3150	0.19 ~~ug/L #~~	45
64) 1,3,5-Trimethylbenzene	15.61	105	972	0.06 ug/L #0.0012	71
65) 4-Chlorotoluene	15.60	91	3150	0.20 ~~ug/L #~~	44
66) tert-Butylbenzene	16.07	119	272	0.02 ~~ug/L #~~	24
67) 1,2,4-Trimethylbenzene	16.06	105	4296	0.24 ug/L #0.0048	70
68) sec-Butylbenzene	16.34	105	24166	1.06 ~~ug/L #~~	62
69) p-Isopropyltoluene	16.38	119	2404	0.13 ~~ug/L #~~	52
72) n-Butylbenzene	16.67	91	646	0.03 ~~ug/L #~~	30

(#) = qualifier out of range (m) = manual integration

Quantitation Report

Data File : C:\HPCHEM\1\DATA\052914L3\E2900006.D Vial: 5
Acq On : 29 May 2014 10:44 am Operator: DN
Sample : 3E42901-05 Inst : GC/MS Ins
Misc : 100cc SVL-519-SA5D-SV-8.9-9.5 Multiplr: 10.00
MS Integration Params: rteint.p
Quant Time: May 29 11:06 19114 Quant Results File: MW111313.RES

Method : C:\HPCHEM\1\METHODS\MW111313.M (RTE Integrator)
Title : 8260B GC/MS #3 ICAL 11/13/13 DN
Last Update : Wed Nov 13 19:38:32 2013
Response via : Initial Calibration



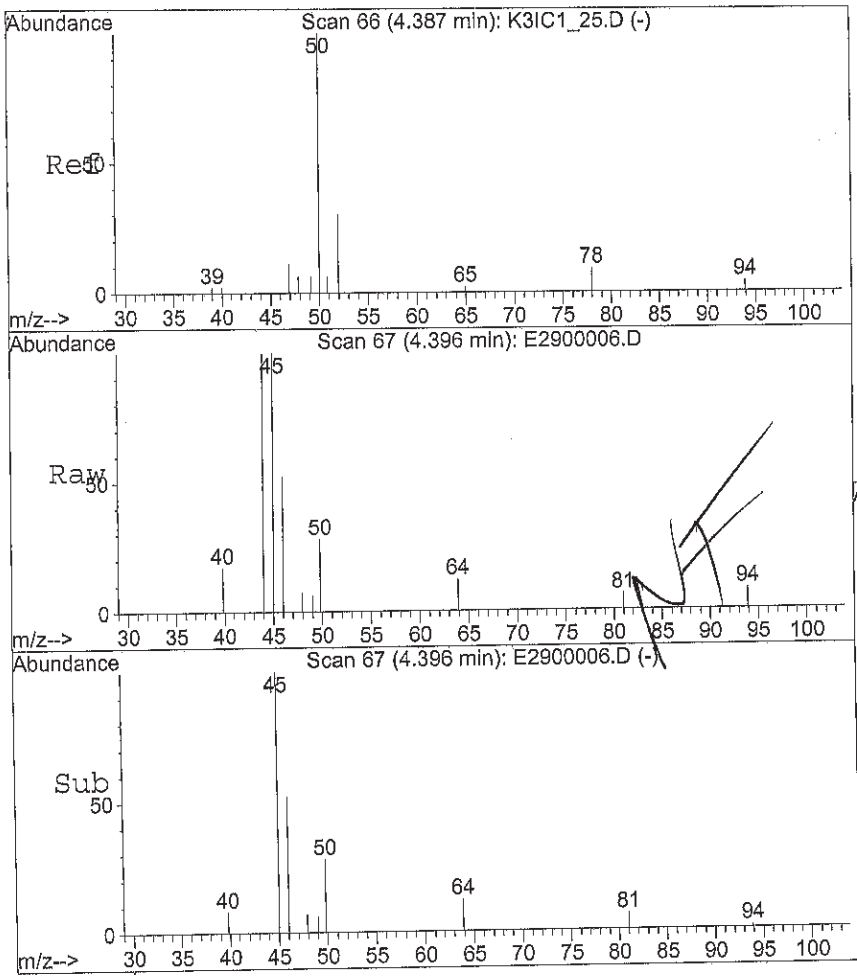

#4
Chloromethane
Concen: 1.10 ug/L
RT: 4.40 min Scan# 67
Delta R.T. 0.01 min
Lab File: E2900006.D
Acq: 29 May 2014 10:44 am

Tgt Ion: 50 Resp: 5919

Ion	Ratio	Lower	Upper
50	100		
52	5.0	26.9	40.3#

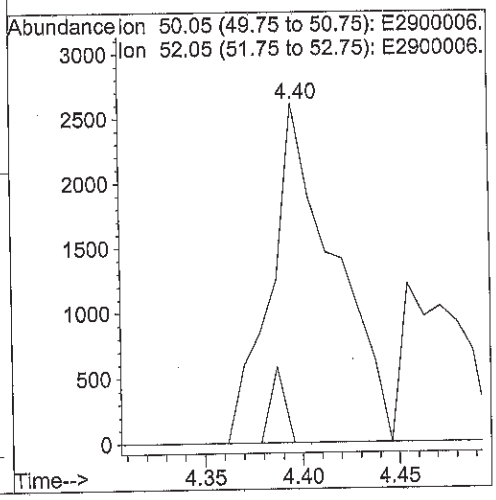

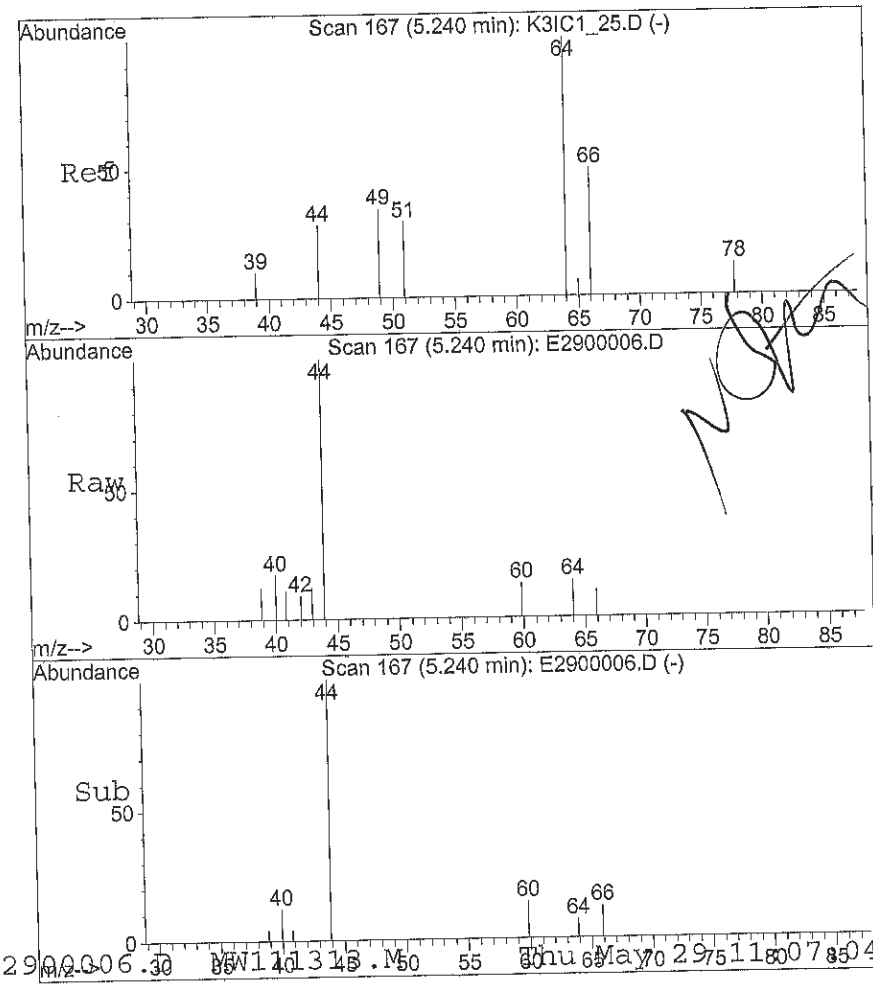

#7
Chloroethane
Concen: 1.75 ug/L
RT: 5.24 min Scan# 167
Delta R.T. 0.00 min
Lab File: E2900006.D
Acq: 29 May 2014 10:44 am

Tgt Ion: 64 Resp: 1348

Ion	Ratio	Lower	Upper
64	100		
66	49.5	35.4	53.0

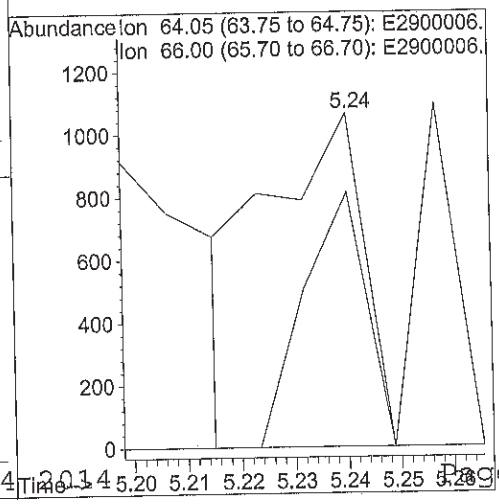

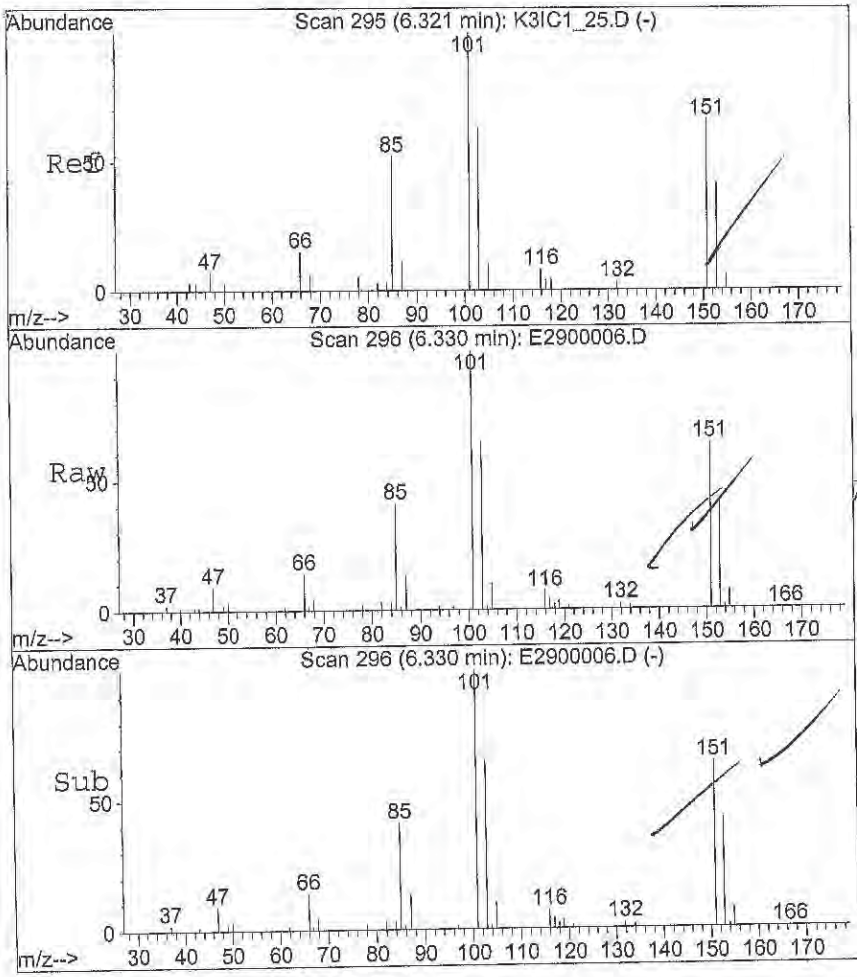

#9
(F113) 1,1,2-Trichloro-trifluor
Concen: 151.36 ug/L
RT: 6.33 min Scan# 296
Delta R.T. 0.01 min
Lab File: E2900006.D
Acq: 29 May 2014 10:44 am

Tgt Ion:151 Resp: 453315

Ion	Ratio	Lower	Upper
151	100		
153	64.5	49.6	74.4

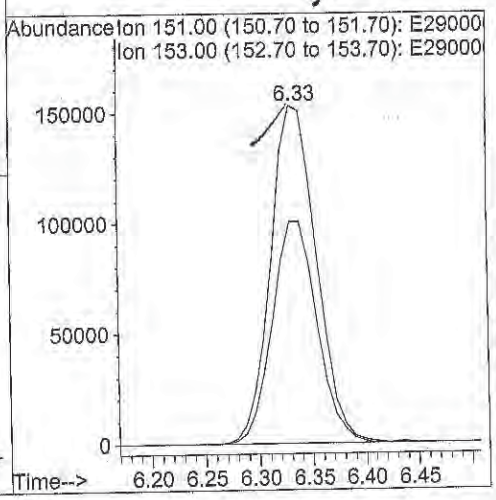

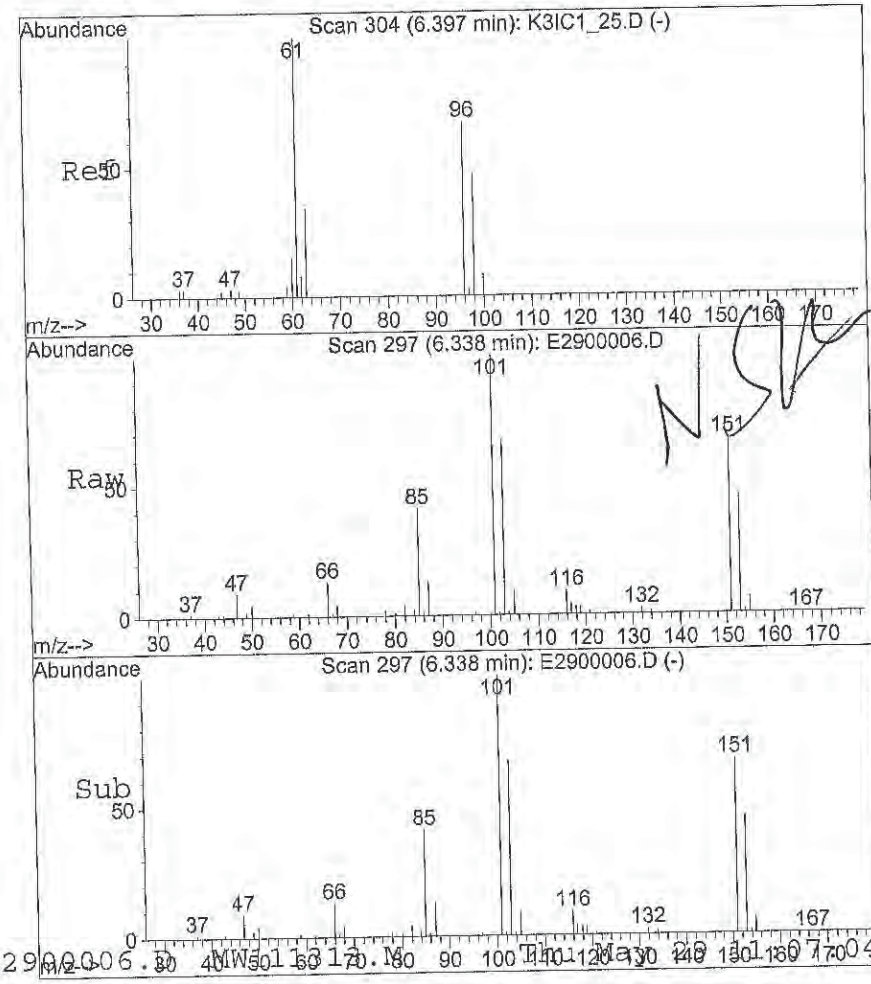

#10
1,1-Dichloroethene
Concen: 0.10 ug/L
RT: 6.34 min Scan# 297
Delta R.T. -0.06 min
Lab File: E2900006.D
Acq: 29 May 2014 10:44 am

Tgt Ion: 96 Resp: 348

Ion	Ratio	Lower	Upper
96	100		
61	0.0	130.0	195.0#
98	0.0	56.2	84.4#
63	0.0	41.5	62.3#

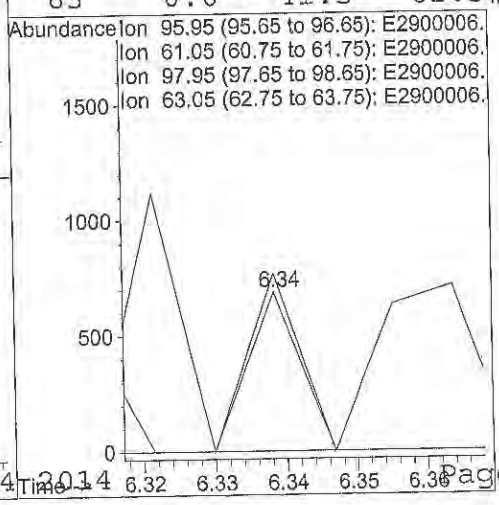

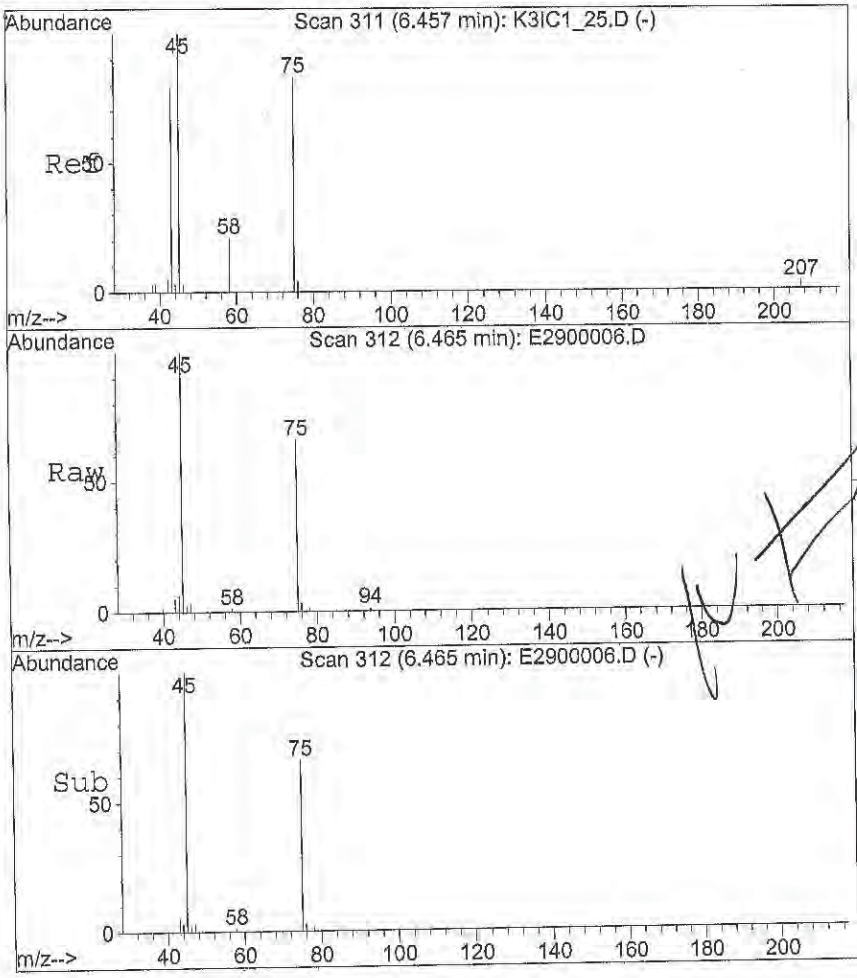

#11
Acetone
Concen: 179.65 ug/L
RT: 6.47 min Scan# 312
Delta R.T. 0.01 min
Lab File: E2900006.D
Acq: 29 May 2014 10:44 am

Tgt Ion: 58 Resp: 2419

Ion	Ratio	Lower	Upper
58	100		
43	731.0	360.9	541.3#

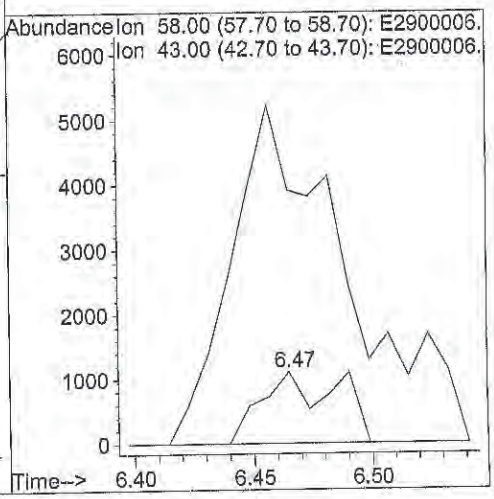

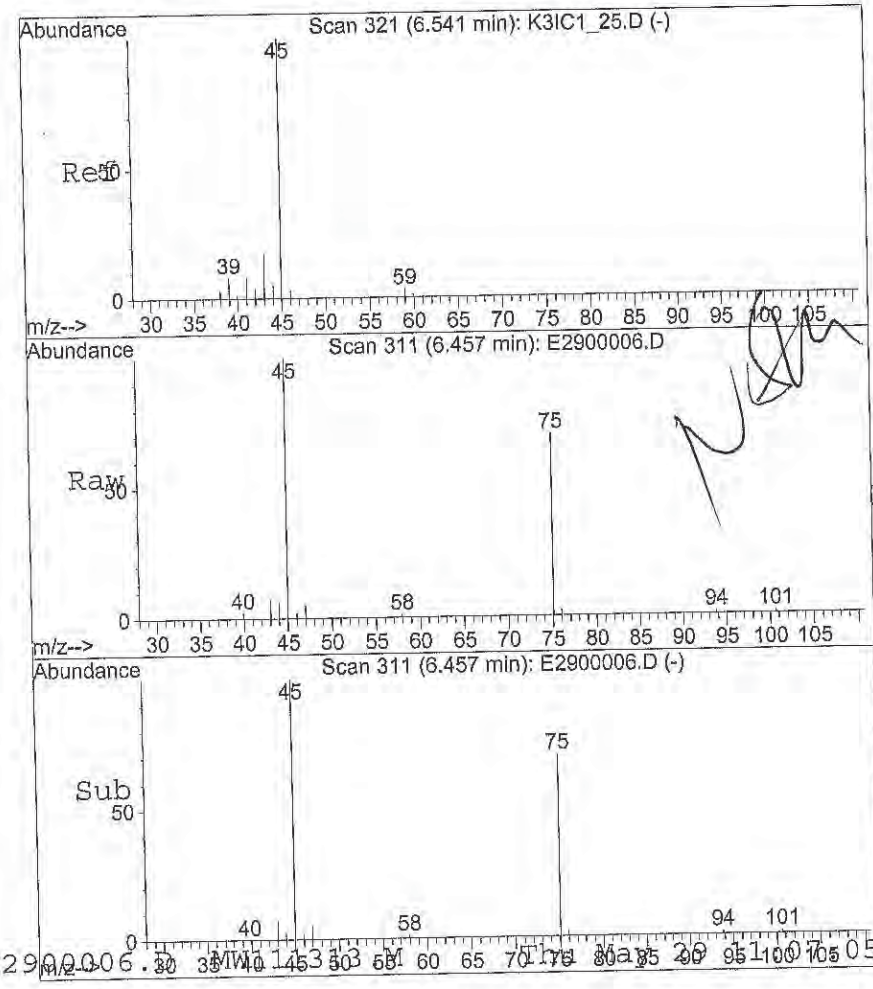

#12
(IPA) Leak Check Compound
Concen: 1839.13 ug/L
RT: 6.46 min Scan# 311
Delta R.T. -0.08 min
Lab File: E2900006.D
Acq: 29 May 2014 10:44 am

Tgt Ion: 45 Resp: 336691

Ion	Ratio	Lower	Upper
45	100		
39	0.1	4.9	7.3#

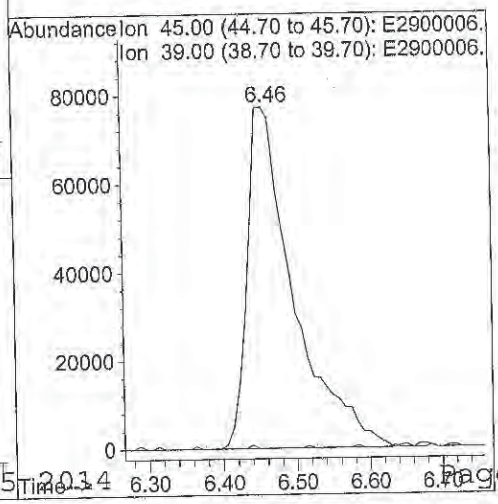

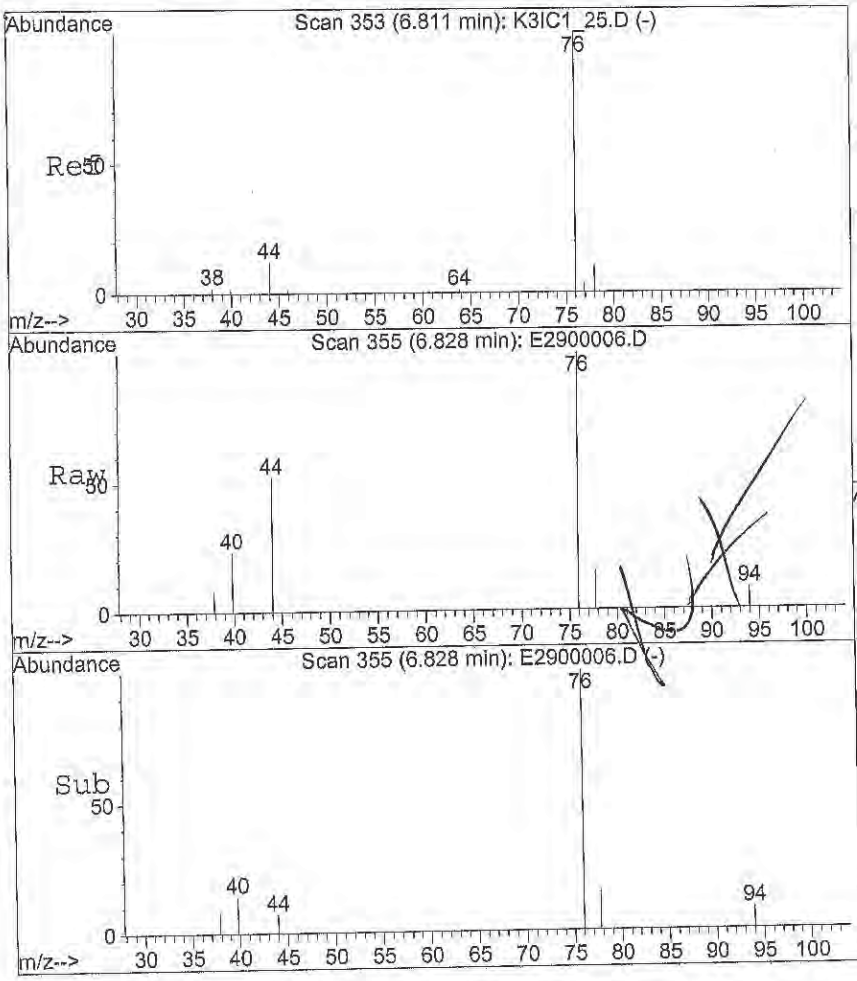

#13
Carbon disulfide
Concen: 1.73 ug/L
RT: 6.83 min Scan# 355
Delta R.T. 0.02 min
Lab File: E2900006.D
Acq: 29 May 2014 10:44 am

Tgt Ion: 76 Resp: 21881

Ion	Ratio	Lower	Upper
76	100		
78	5.7	7.0	10.4#

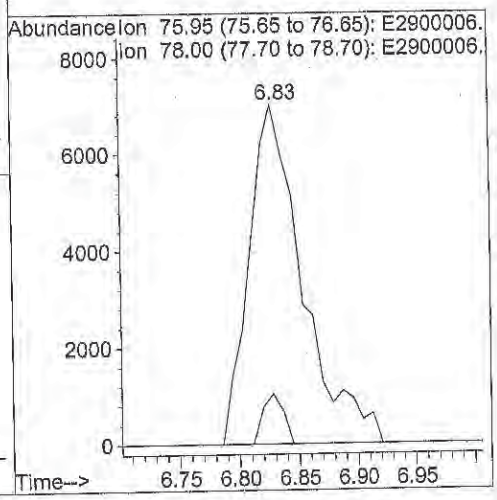

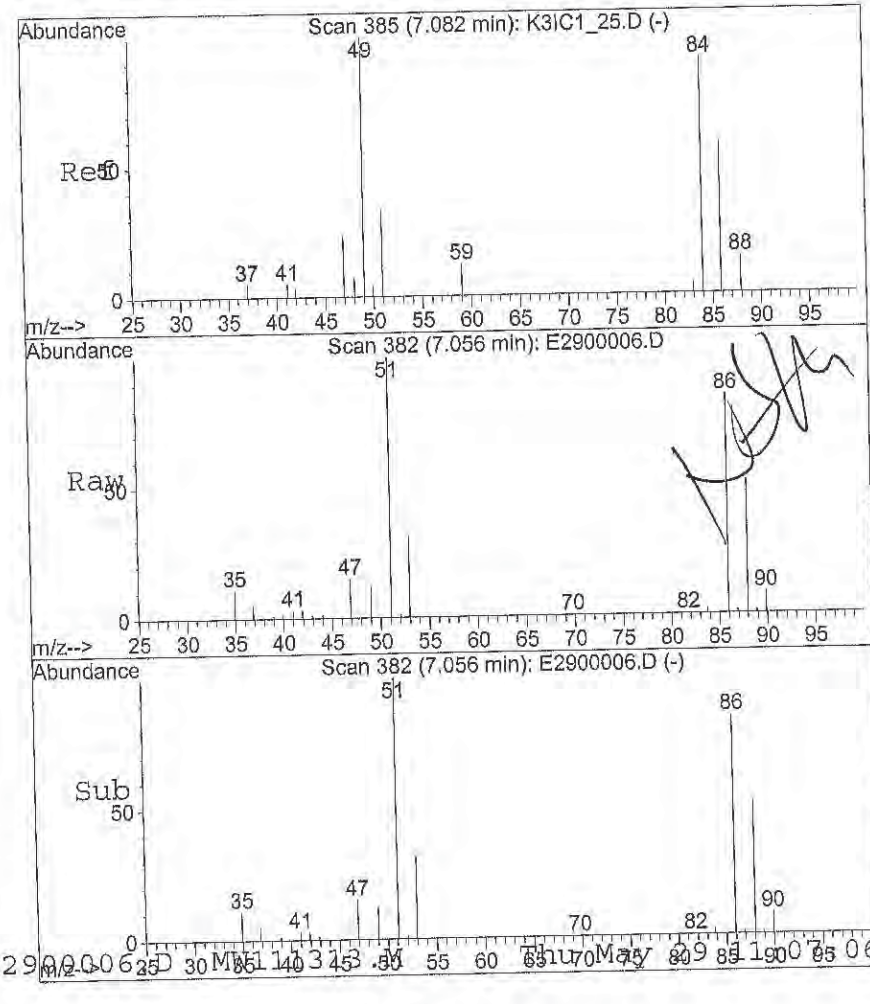

#14
Methylene Chloride
Concen: 1.30 ug/L
RT: 7.06 min Scan# 382
Delta R.T. -0.03 min
Lab File: E2900006.D
Acq: 29 May 2014 10:44 am

Tgt Ion: 84 Resp: 5429

Ion	Ratio	Lower	Upper
84	100		
49	997.3	89.8	134.6#
86	7209.5	51.1	76.7#
51	8336.6	28.5	42.7#

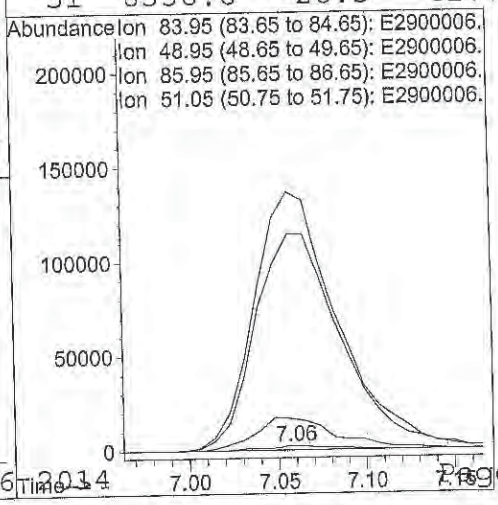

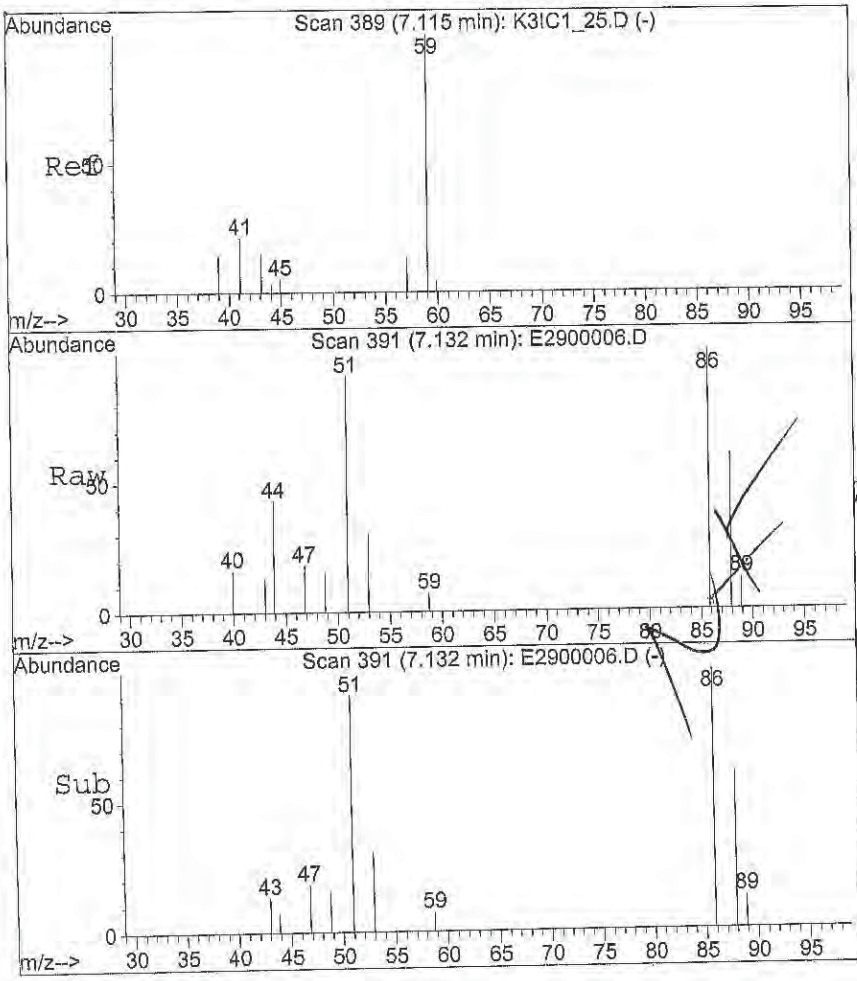

#15
(TBA) tert-Butanol
Concen: 1.01 ug/L
RT: 7.13 min Scan# 391
Delta R.T. 0.02 min
Lab File: E2900006.D
Acq: 29 May 2014 10:44 am

Tgt Ion: 59 Resp: 262

Ion	Ratio	Lower	Upper
59	100		
57	0.0	6.4	9.6#

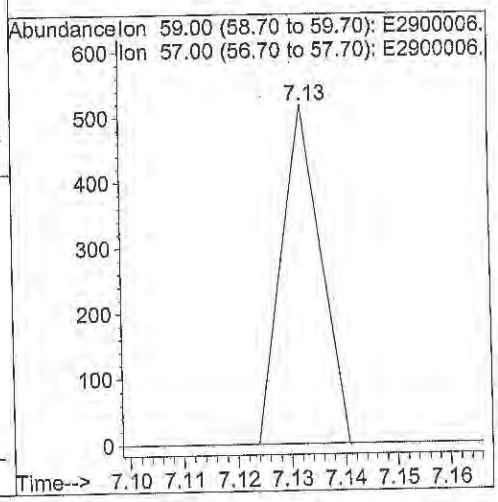

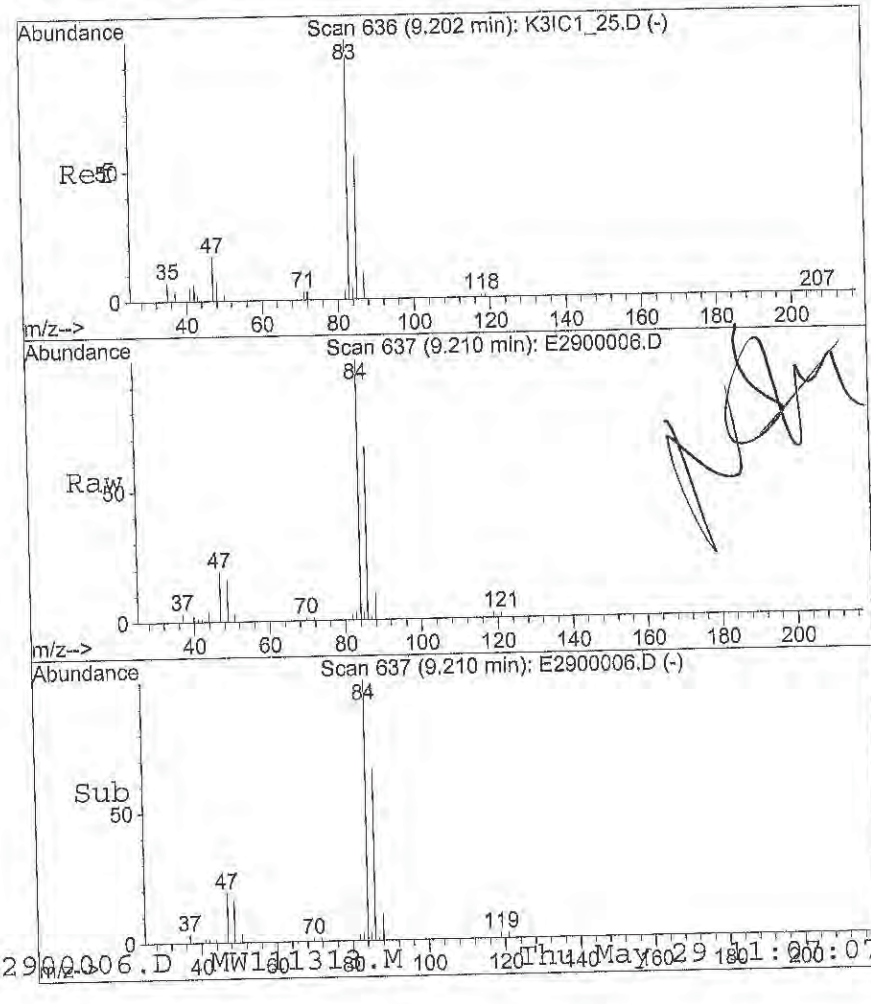

#24
Chloroform
Concen: 0.22 ug/L
RT: 9.21 min Scan# 637
Delta R.T. 0.01 min
Lab File: E2900006.D
Acq: 29 May 2014 10:44 am

Tgt Ion: 83 Resp: 1790

Ion	Ratio	Lower	Upper
83	100		
85	0.0	51.8	77.6#

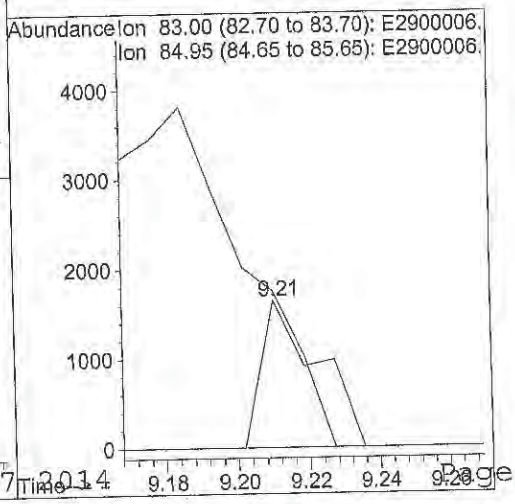

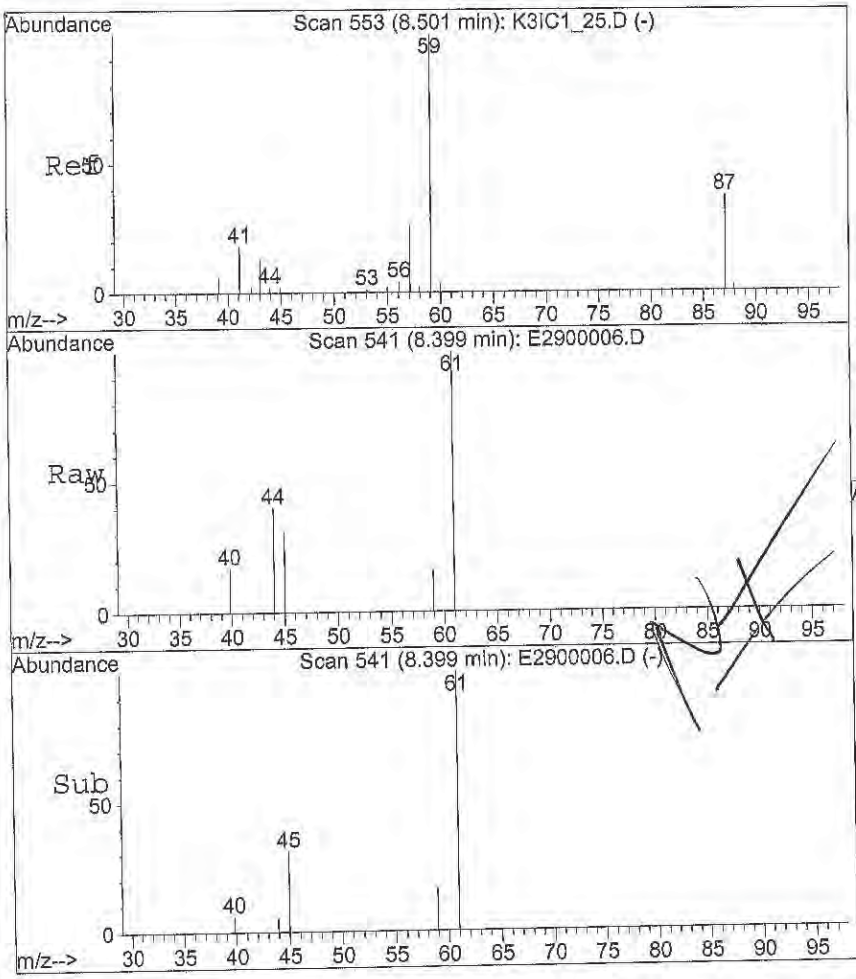

#25
(ETBE) 2-ethoxy 2-methyl propar
Concen: 0.43 ug/L
RT: 8.40 min Scan# 541
Delta R.T. -0.10 min
Lab File: E2900006.D
Acq: 29 May 2014 10:44 am

Tgt Ion: 59 Resp: 4743

Ion	Ratio	Lower	Upper
59	100		
87	0.0	27.8	41.8#
57	0.0	19.8	29.6#
77	0.0	0.0	0.0

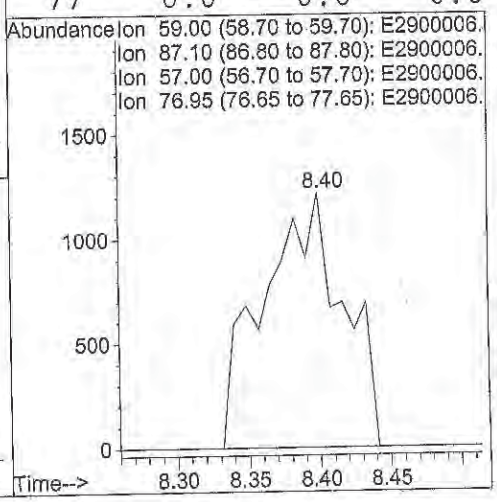

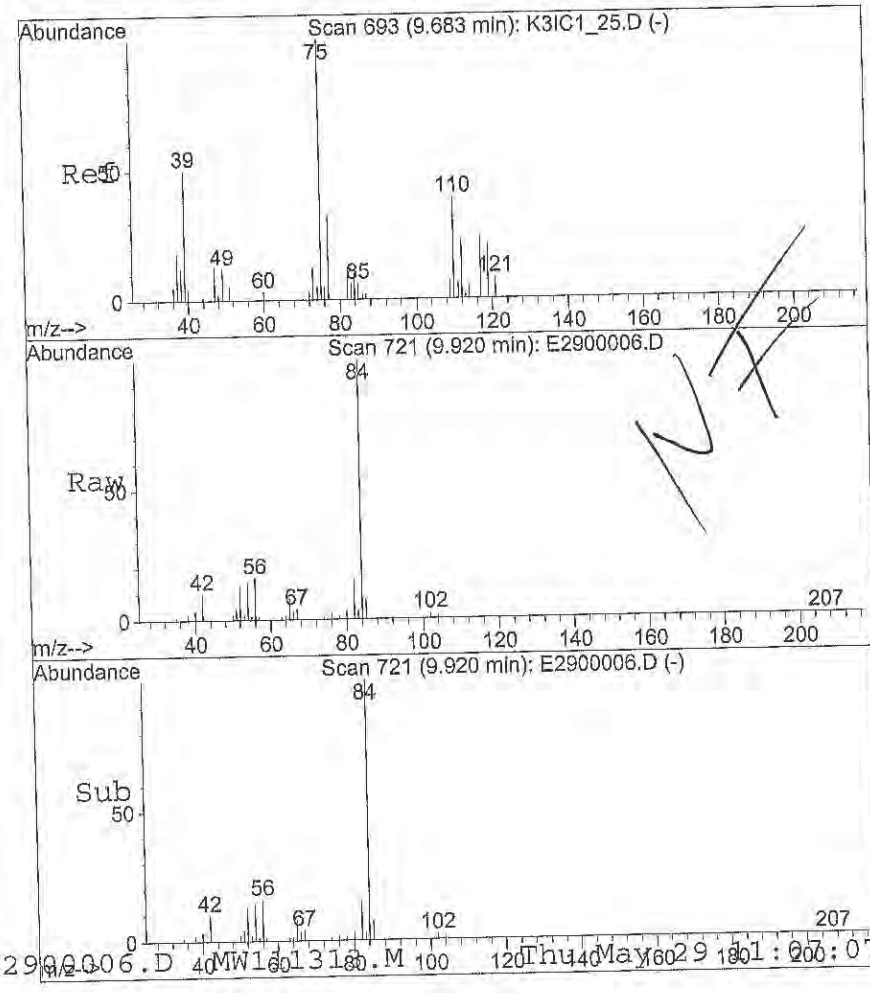

#29
1,1-Dichloropropene
Concen: 0.05 ug/L
RT: 9.92 min Scan# 721
Delta R.T. 0.24 min
Lab File: E2900006.D
Acq: 29 May 2014 10:44 am

Tgt Ion: 75 Resp: 299

Ion	Ratio	Lower	Upper
75	100		
110	0.0	29.0	43.6#
77	574.6	25.0	37.4#

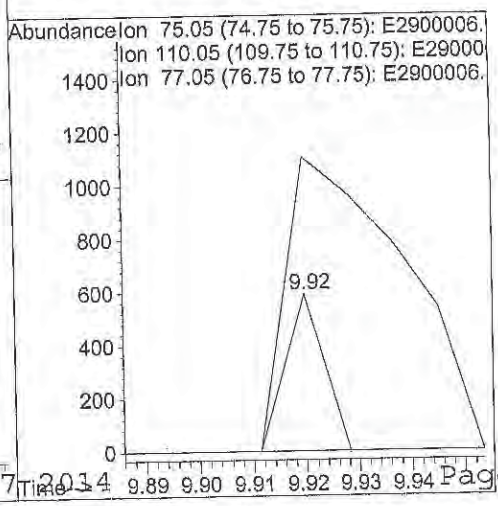

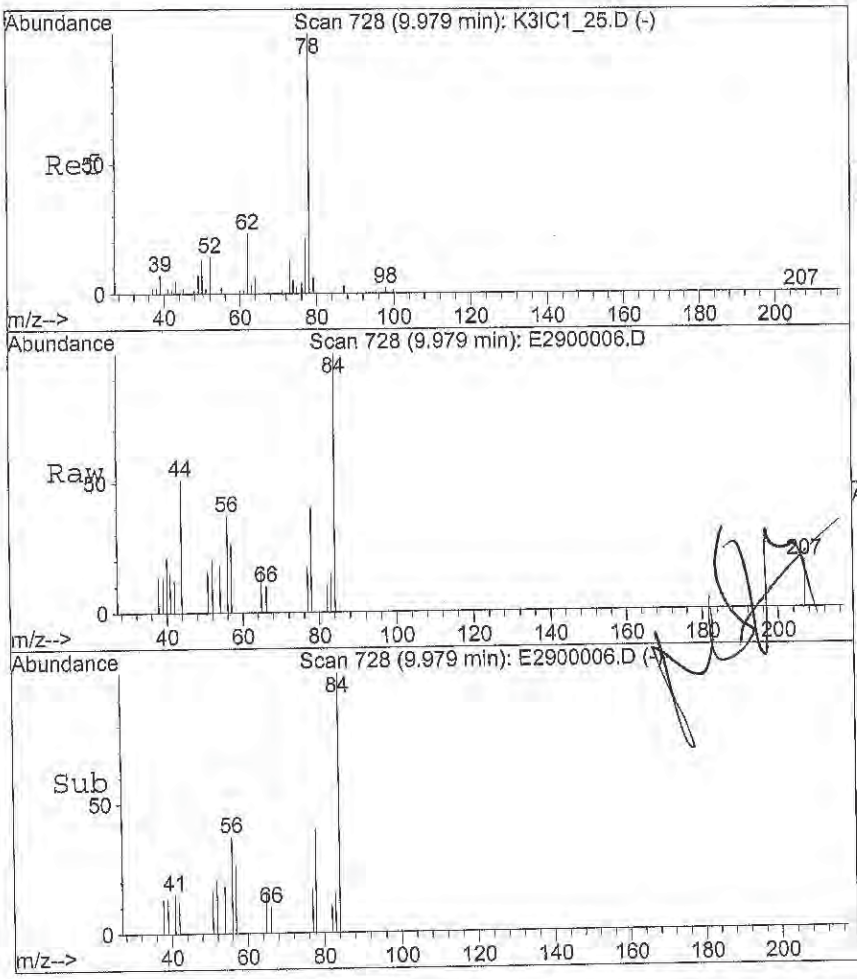

#31
Benzene
Concen: 0.21 ug/L
RT: 9.98 min Scan# 728
Delta R.T. 0.00 min
Lab File: E2900006.D
Acq: 29 May 2014 10:44 am

Tgt Ion: 78 Resp: 3027

Ion	Ratio	Lower	Upper
78	100		
51	0.0	14.2	21.2#
77	32.1	16.6	24.8#

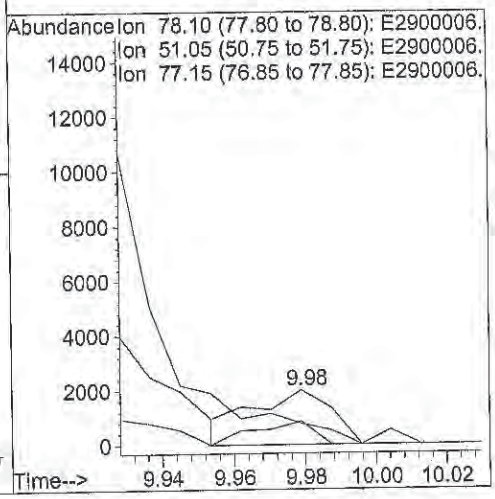

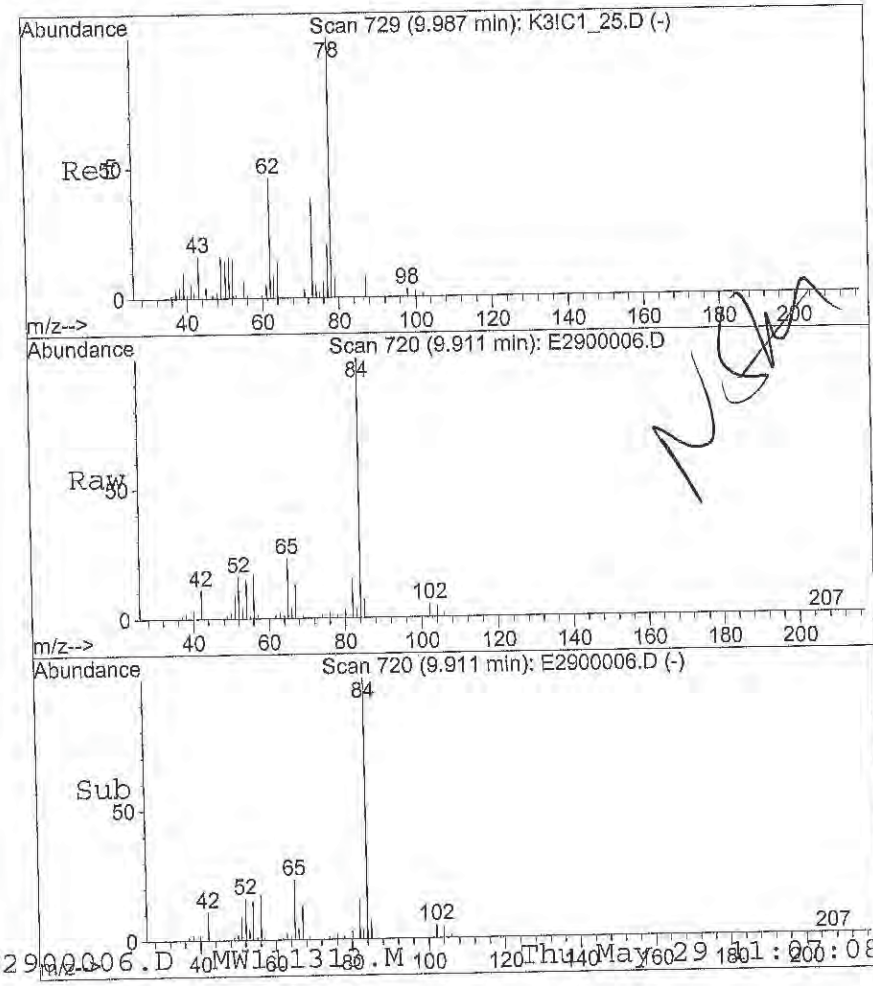

#32
1,2-Dichloroethane
Concen: 1.26 ug/L
RT: 9.91 min Scan# 720
Delta R.T. -0.08 min
Lab File: E2900006.D
Acq: 29 May 2014 10:44 am

Tgt Ion: 62 Resp: 6402

Ion	Ratio	Lower	Upper
62	100		
64	180.2	28.0	42.0#
49	0.0	28.5	42.7#
98	0.0	6.2	9.4#

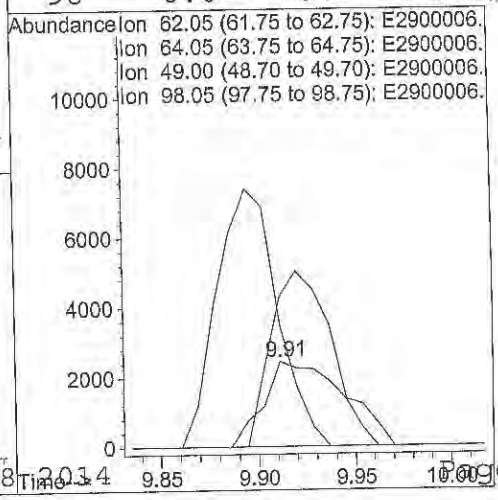

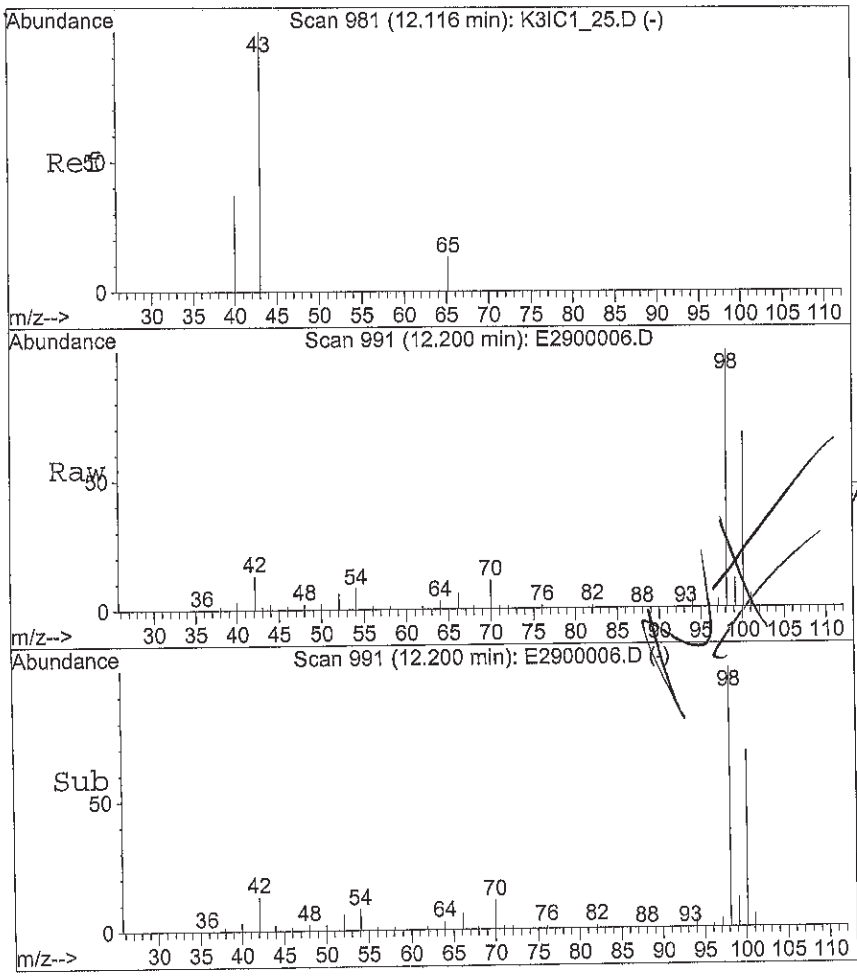

#40
(MIBK) 4-Methyl-2-Pentanone
Concen: 2.78 ug/L
RT: 12.20 min Scan# 991
Delta R.T. 0.08 min
Lab File: E2900006.D
Acq: 29 May 2014 10:44 am

Tgt Ion: 43 Resp: 6777

Ion	Ratio	Lower	Upper
43	100		
58	150.2	0.0	0.0#
85	0.0	0.0	0.0
100	13479.9	0.0	0.0#

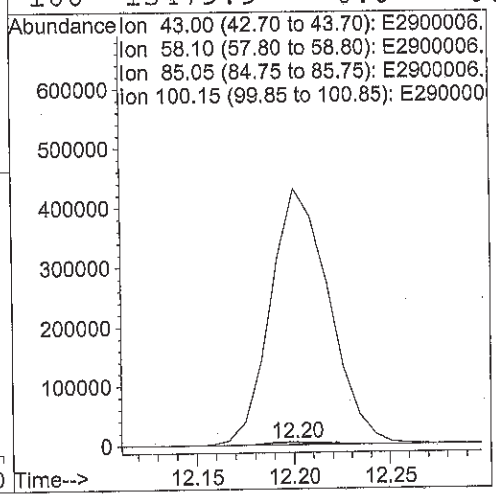

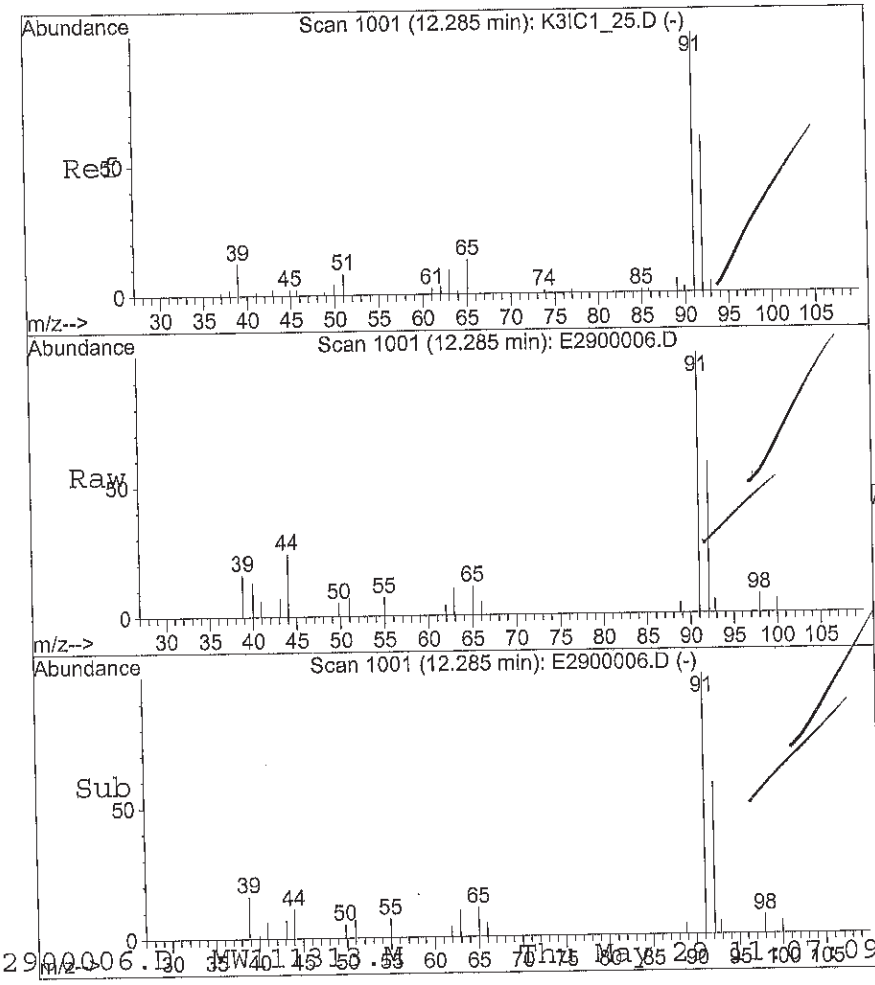

#41
Toluene
Concen: 1.48 ug/L
RT: 12.28 min Scan# 1001
Delta R.T. 0.00 min
Lab File: E2900006.D
Acq: 29 May 2014 10:44 am

Tgt Ion: 91 Resp: 24544

Ion	Ratio	Lower	Upper
91	100		
92	64.1	47.4	71.0

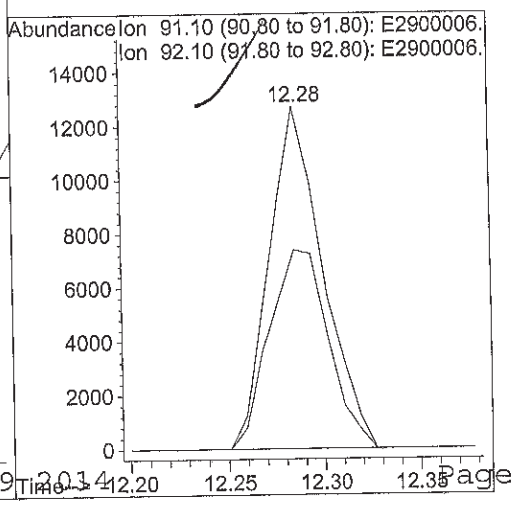

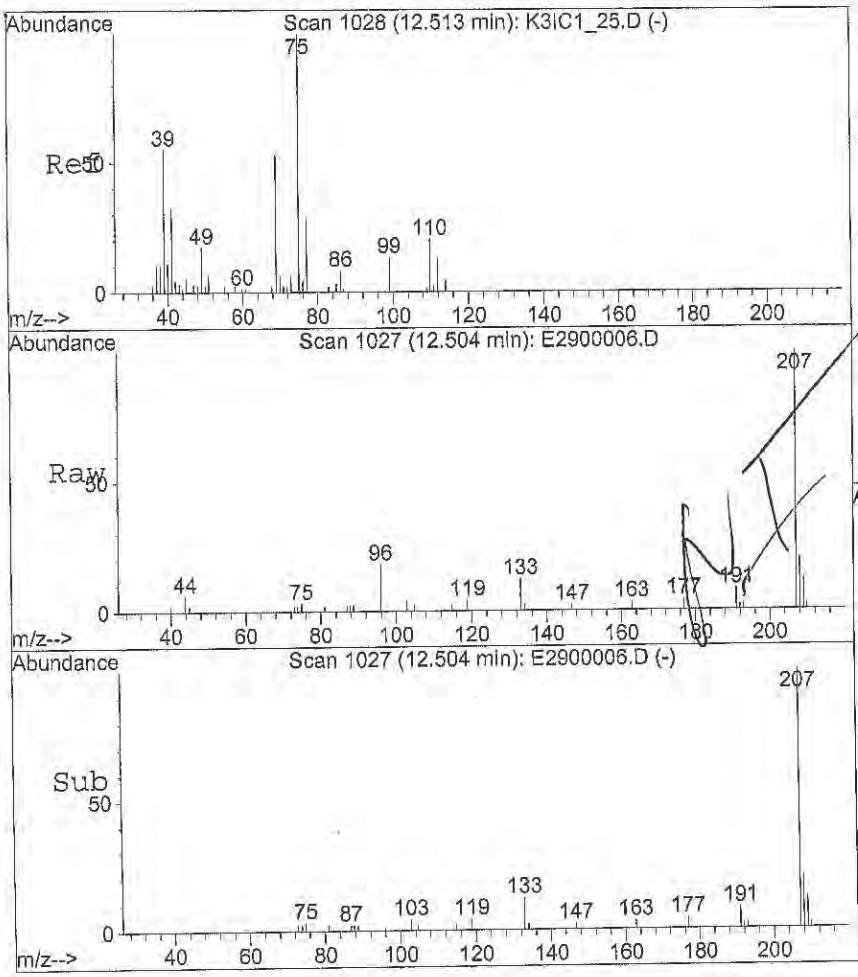

#42
trans-1,3-Dichloropropene
Concen: 0.29 ug/L
RT: 12.50 min Scan# 1027
Delta R.T. -0.01 min
Lab File: E2900006.D
Acq: 29 May 2014 10:44 am

Tgt Ion: 75 Resp: 1576

Ion	Ratio	Lower	Upper
75	100		
39	0.0	53.6	80.4#
77	0.0	25.4	38.2#
110	0.0	17.6	26.4#

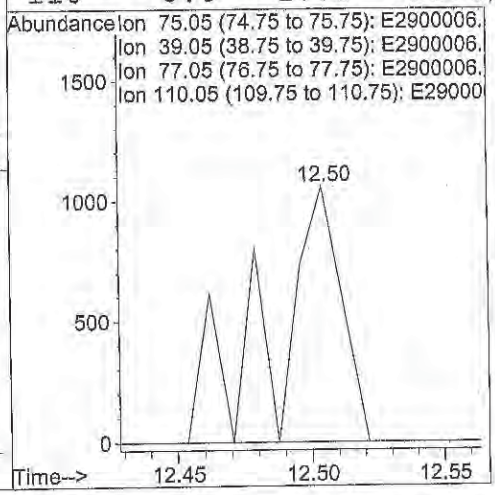

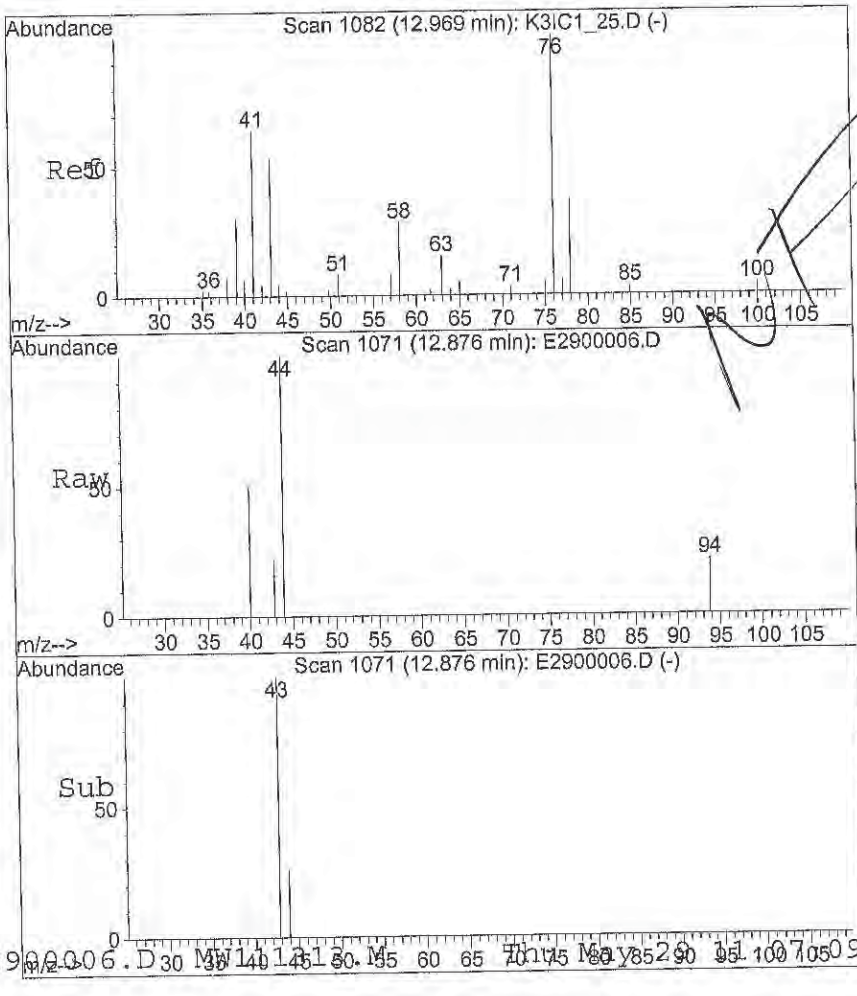

#46
2-Hexanone
Concen: 0.10 ug/L
RT: 12.88 min Scan# 1071
Delta R.T. -0.09 min
Lab File: E2900006.D
Acq: 29 May 2014 10:44 am

Tgt Ion: 43 Resp: 273

Ion	Ratio	Lower	Upper
43	100		
58	0.0	40.9	61.3#
100	0.0	5.5	8.3#
85	0.0	4.3	6.5#

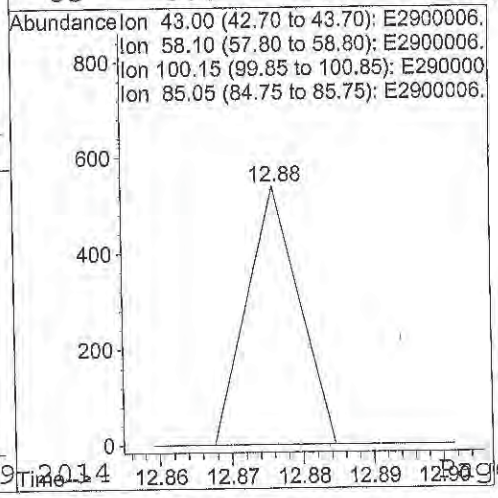

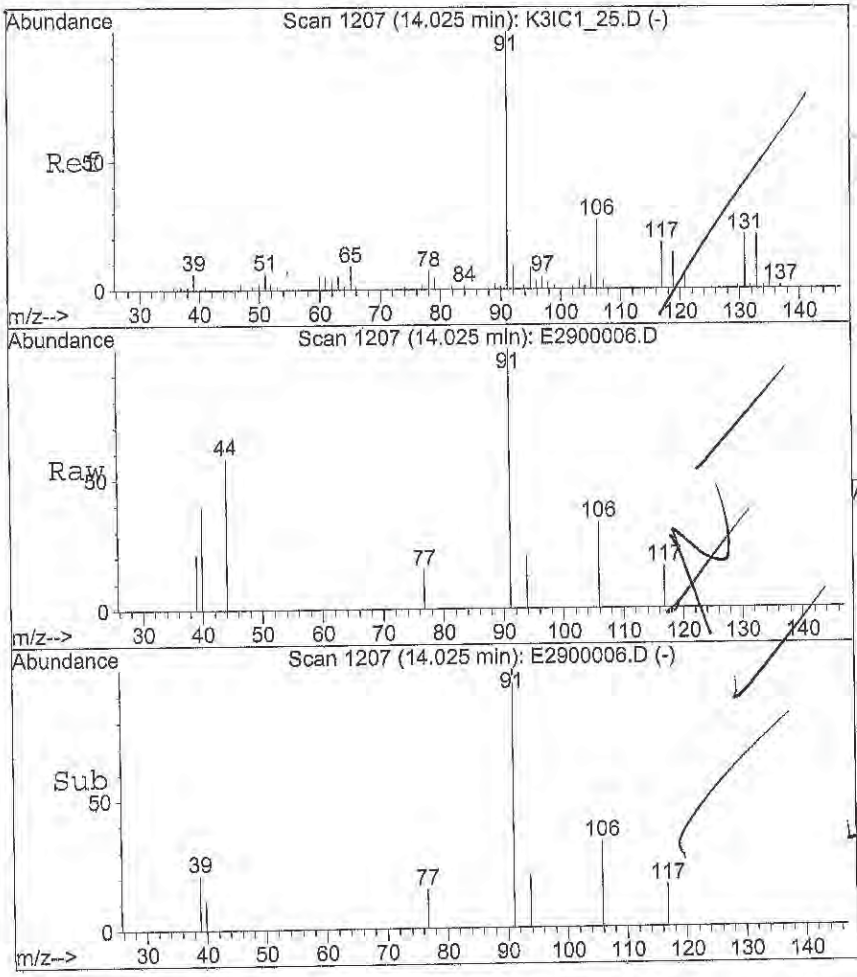

#51
Ethylbenzene
Concen: 0.40 ug/L
RT: 14.02 min Scan# 1207
Delta R.T. 0.00 min
Lab File: E2900006.D
Acq: 29 May 2014 10:44 am

Tgt Ion: 91 Resp: 7514

Ion	Ratio	Lower	Upper
91	100		
106	10.3	23.5	35.3#

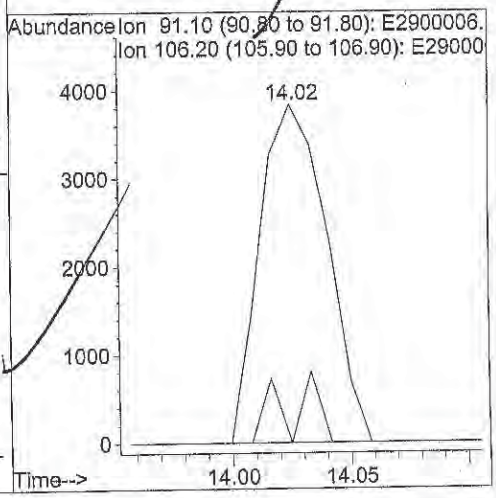

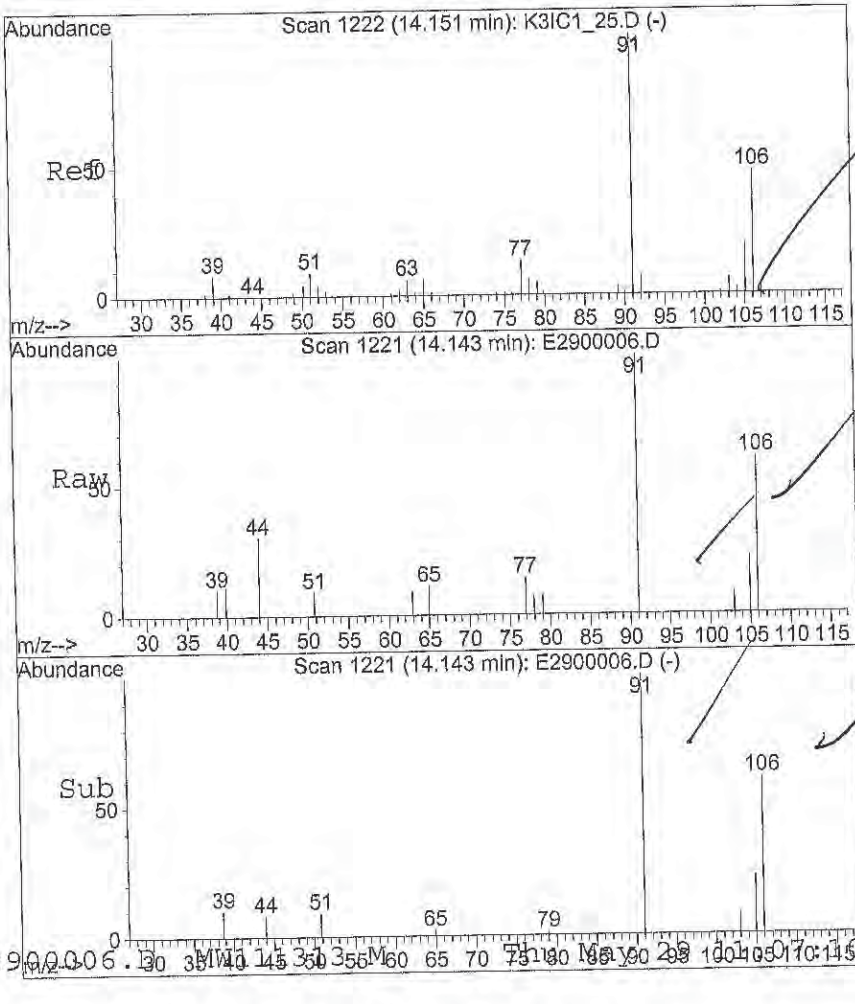

#52
m,p-Xylenes
Concen: 1.34 ug/L
RT: 14.14 min Scan# 1221
Delta R.T. -0.01 min
Lab File: E2900006.D
Acq: 29 May 2014 10:44 am

Tgt Ion:106 Resp: 9032

Ion	Ratio	Lower	Upper
106	100		
91	219.8	177.1	265.7

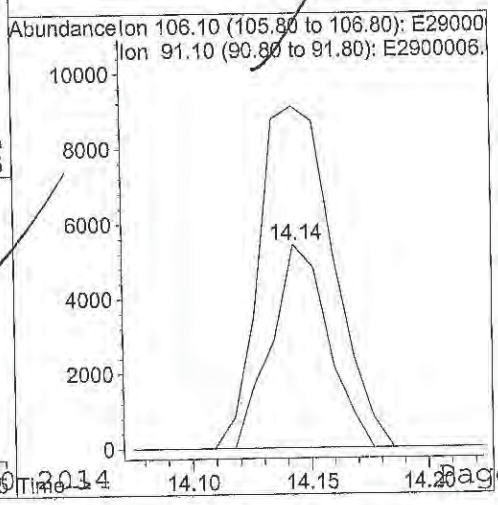

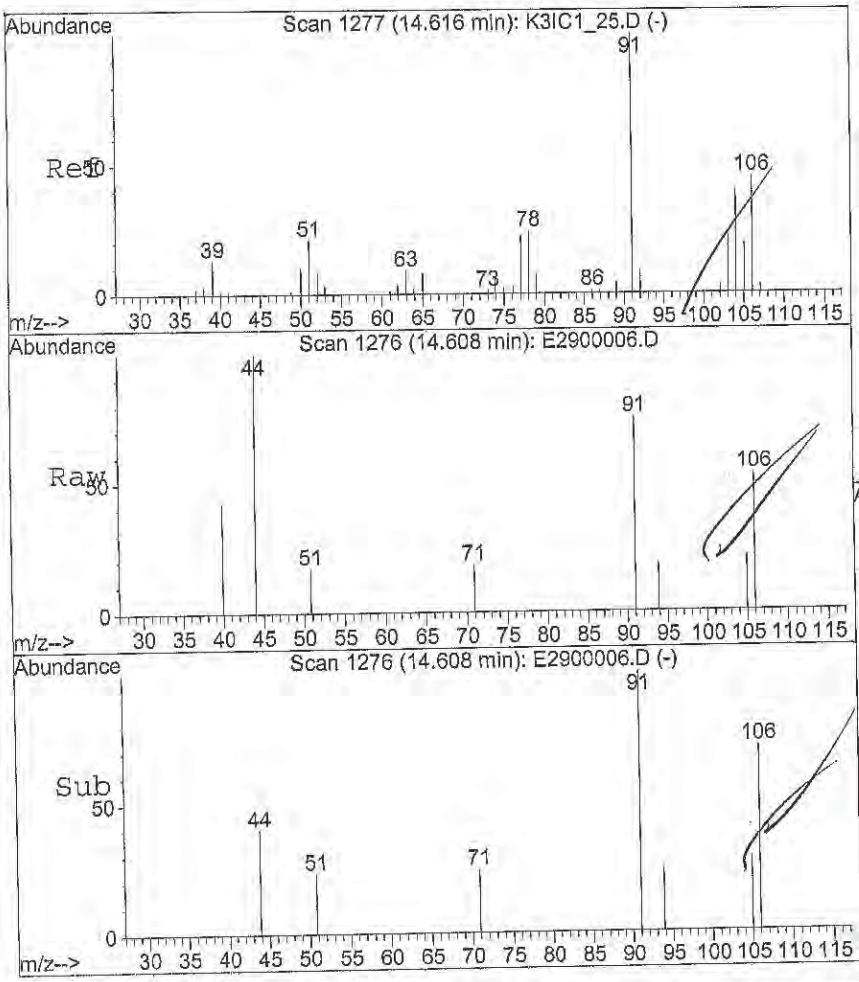

#53
o-Xylene
Concen: 0.37 ug/L
RT: 14.61 min Scan# 1276
Delta R.T. -0.01 min
Lab File: E2900006.D
Acq: 29 May 2014 10:44 am

Tgt Ion:106 Resp: 2464

Ion	Ratio	Lower	Upper
106	100		
91	255.9	179.0	268.6

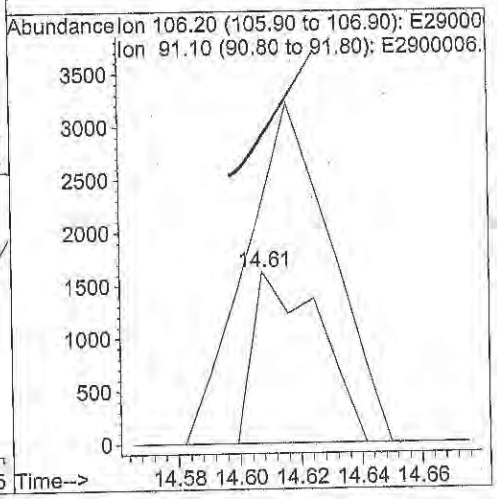

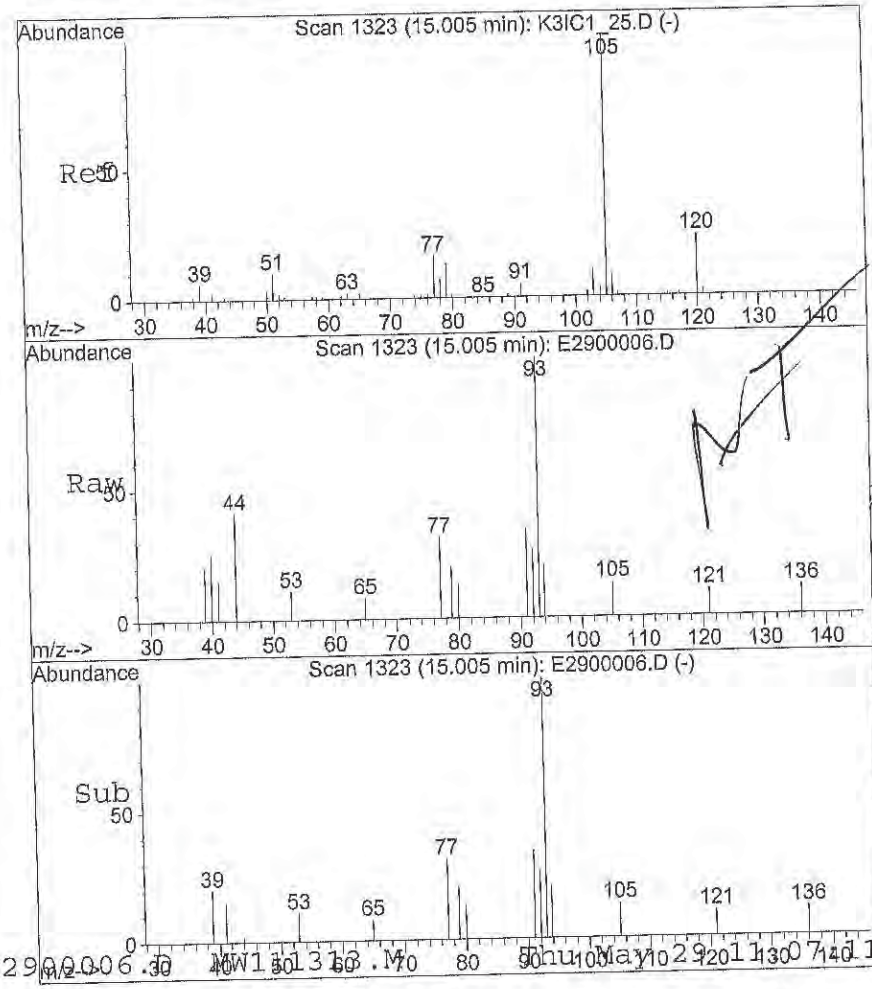

#56
Isopropylbenzene
Concen: 0.08 ug/L
RT: 15.00 min Scan# 1323
Delta R.T. 0.00 min
Lab File: E2900006.D
Acq: 29 May 2014 10:44 am

Tgt Ion:105 Resp: 1459

Ion	Ratio	Lower	Upper
105	100		
120	0.0	19.3	28.9#
77	229.4	13.1	19.7#

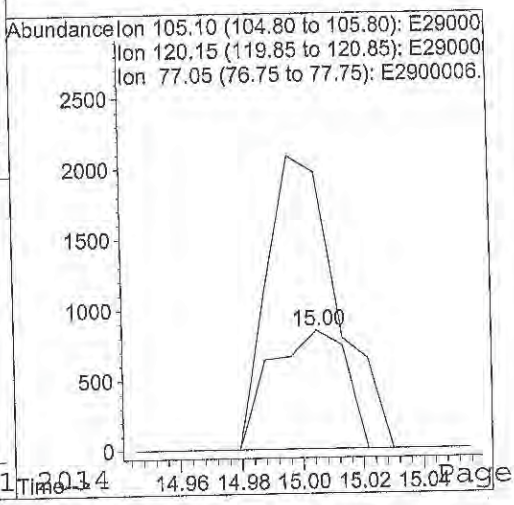

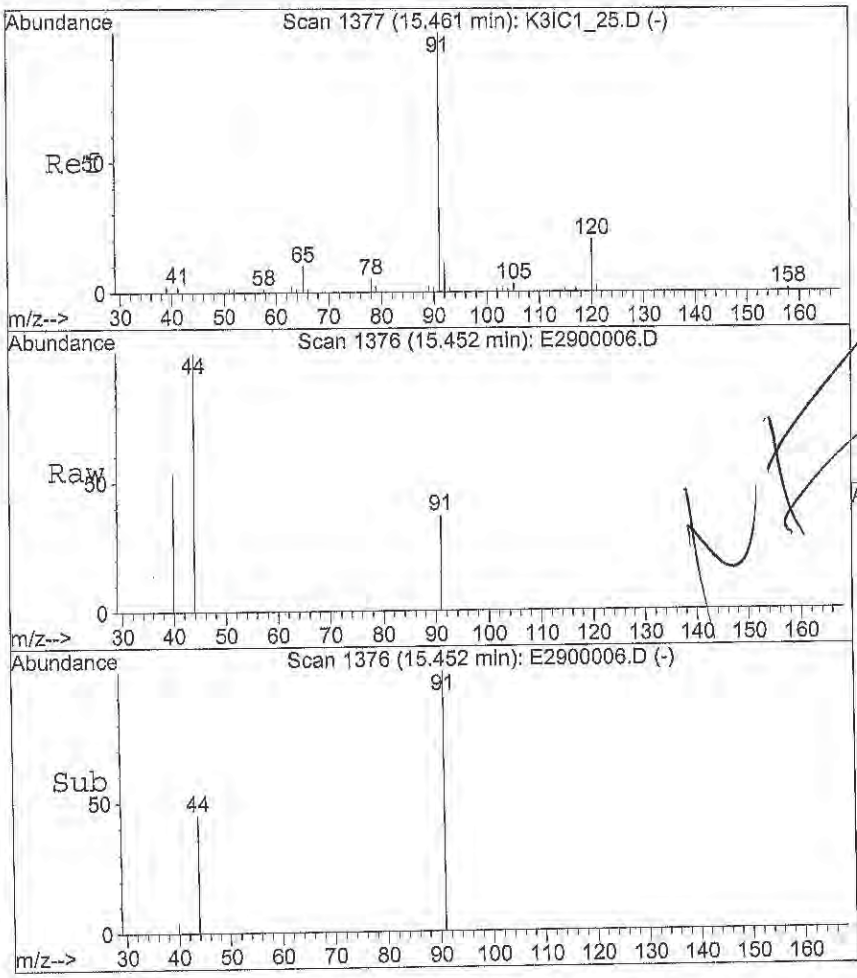

#62
n-Propylbenzene
Concen: 0.05 ug/L
RT: 15.45 min Scan# 1376
Delta R.T. -0.01 min
Lab File: E2900006.D
Acq: 29 May 2014 10:44 am

Tgt Ion: 91 Resp: 1471

Ion	Ratio	Lower	Upper
91	100		
120	0.0	16.1	24.1#

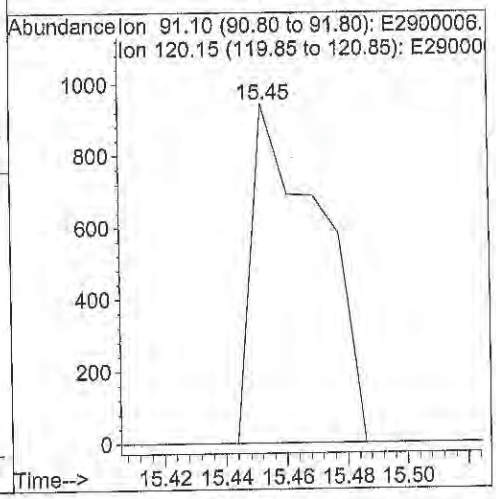

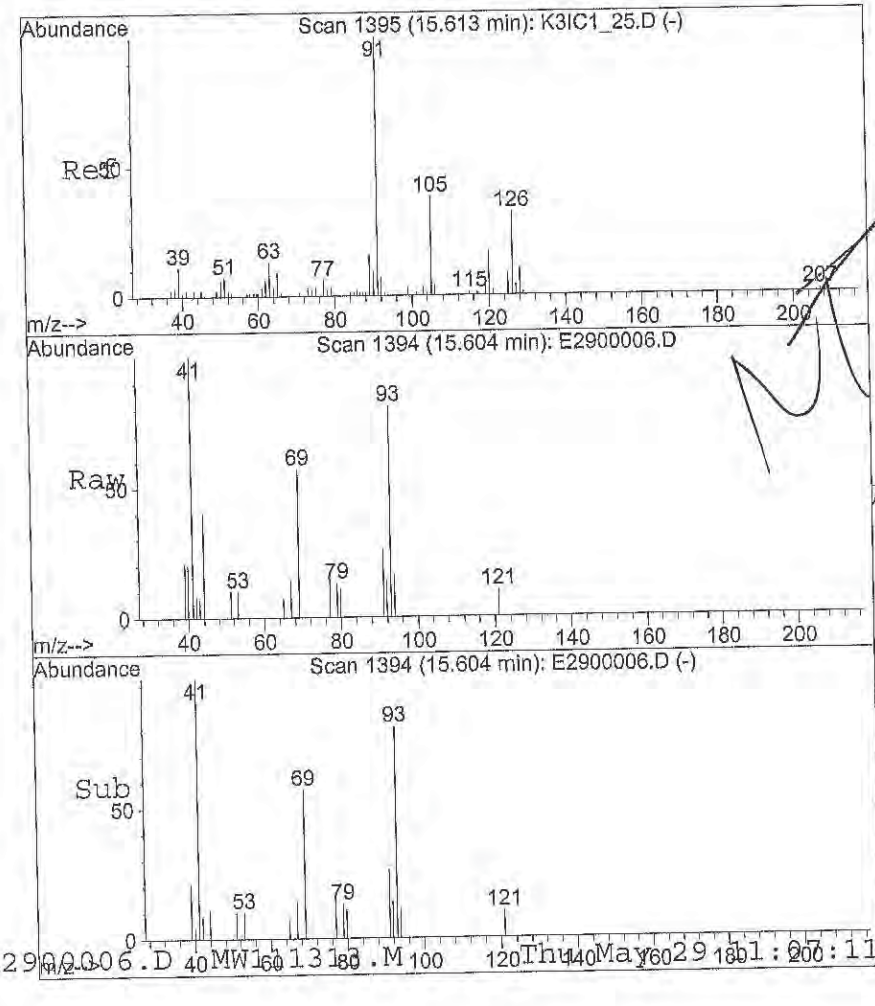

#63
2-Chlorotoluene
Concen: 0.19 ug/L
RT: 15.60 min Scan# 1394
Delta R.T. -0.01 min
Lab File: E2900006.D
Acq: 29 May 2014 10:44 am

Tgt Ion: 91 Resp: 3150

Ion	Ratio	Lower	Upper
91	100		
126	0.0	24.0	36.0#

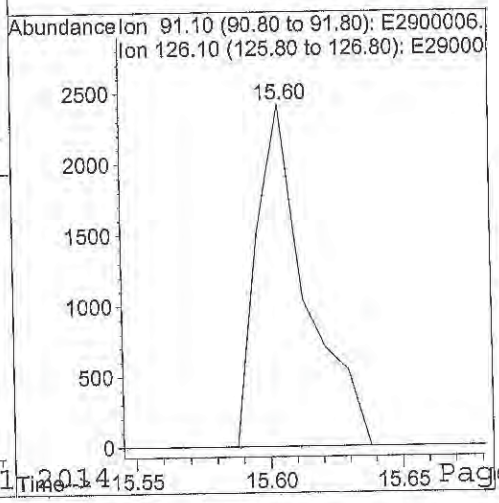

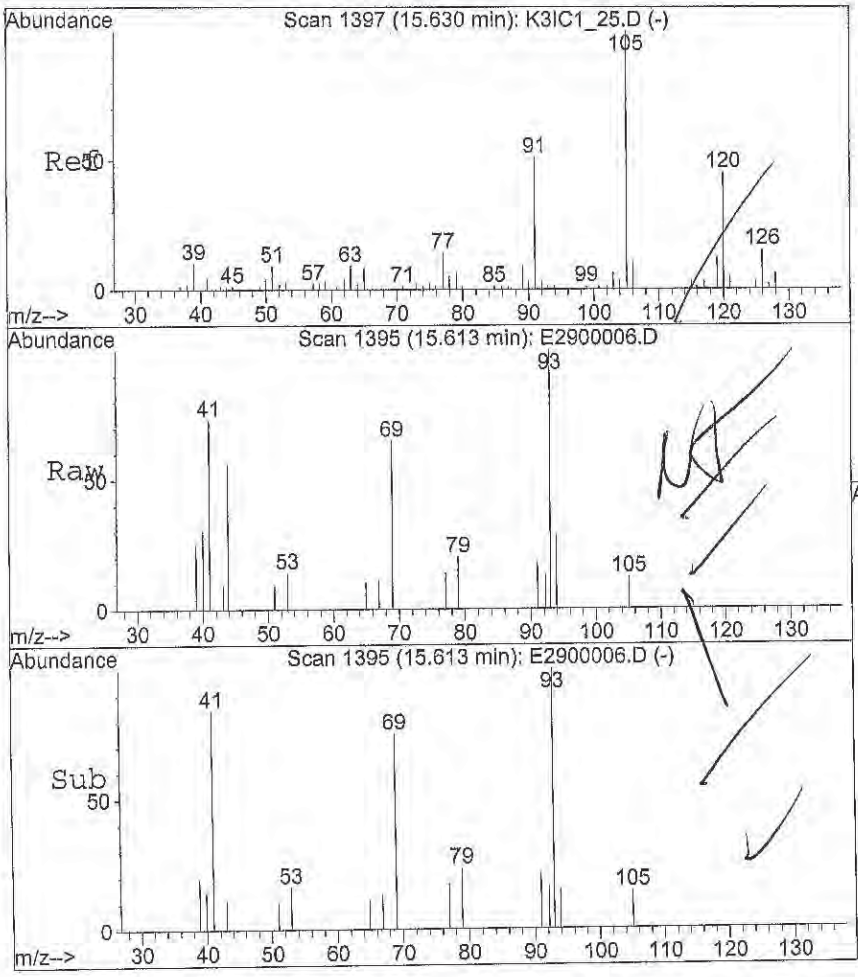

#64
1,3,5-Trimethylbenzene
Concen: 0.06 ug/L
RT: 15.61 min Scan# 1395
Delta R.T. -0.02 min
Lab File: E2900006.D
Acq: 29 May 2014 10:44 am

Tgt Ion:105 Resp: 972

Ion	Ratio	Lower	Upper
105	100		
120	26.6	36.4	54.6#

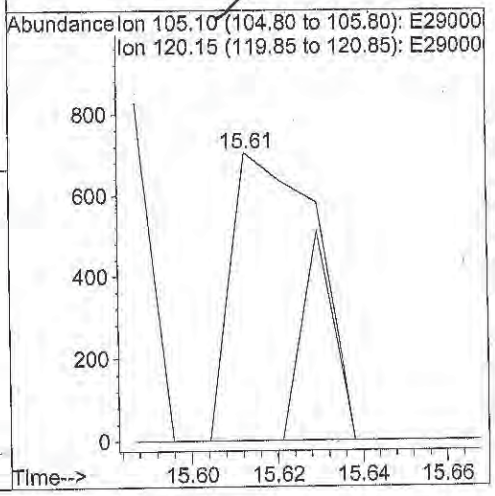

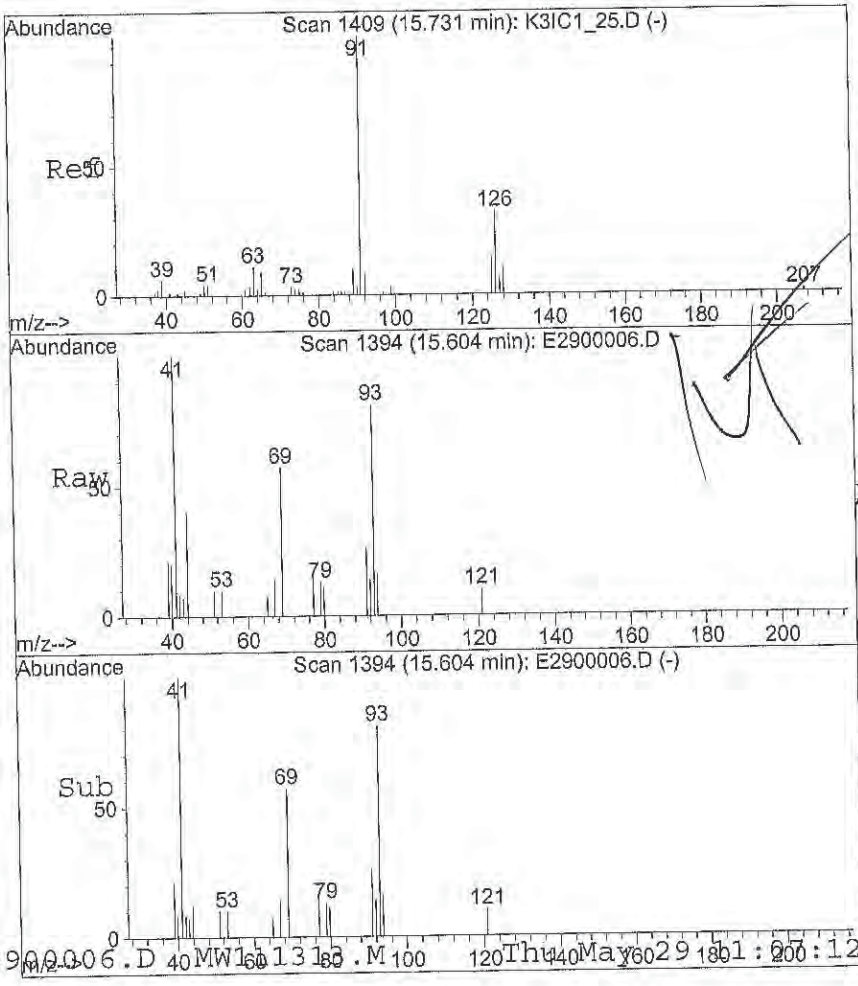

#65
4-Chlorotoluene
Concen: 0.20 ug/L
RT: 15.60 min Scan# 1394
Delta R.T. -0.13 min
Lab File: E2900006.D
Acq: 29 May 2014 10:44 am

Tgt Ion: 91 Resp: 3150

Ion	Ratio	Lower	Upper
91	100		
126	0.0	24.6	36.8#

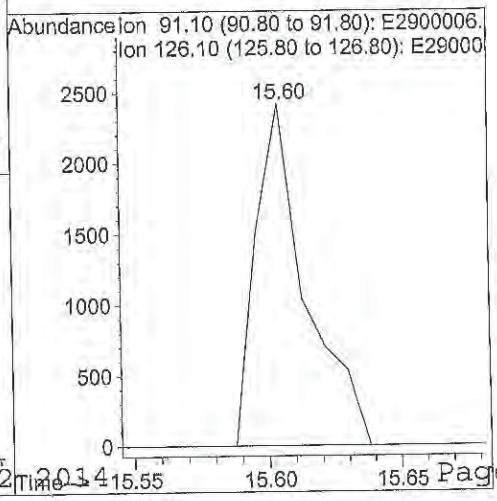

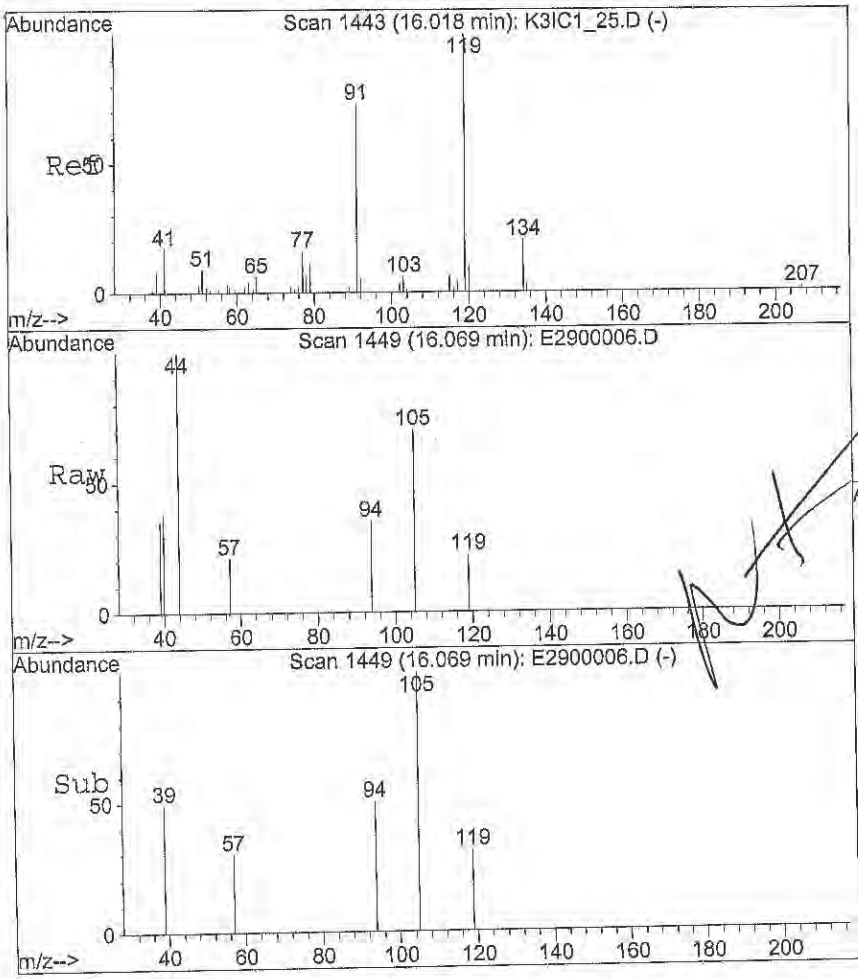

#66
tert-Butylbenzene
Concen: 0.02 ug/L
RT: 16.07 min Scan# 1449
Delta R.T. 0.05 min
Lab File: E2900006.D
Acq: 29 May 2014 10:44 am

Tgt Ion:119 Resp: 272

Ion	Ratio	Lower	Upper
119	100		
91	0.0	56.3	84.5#
134	0.0	16.1	24.1#

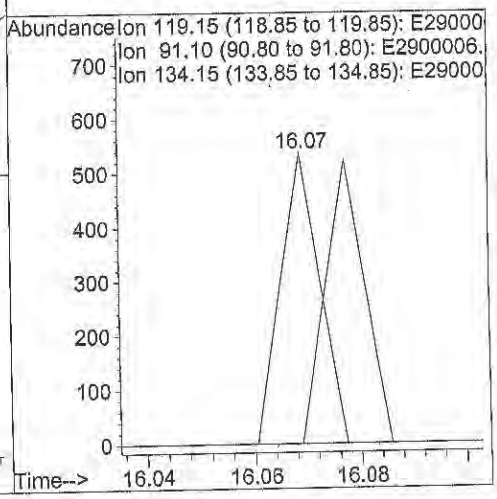

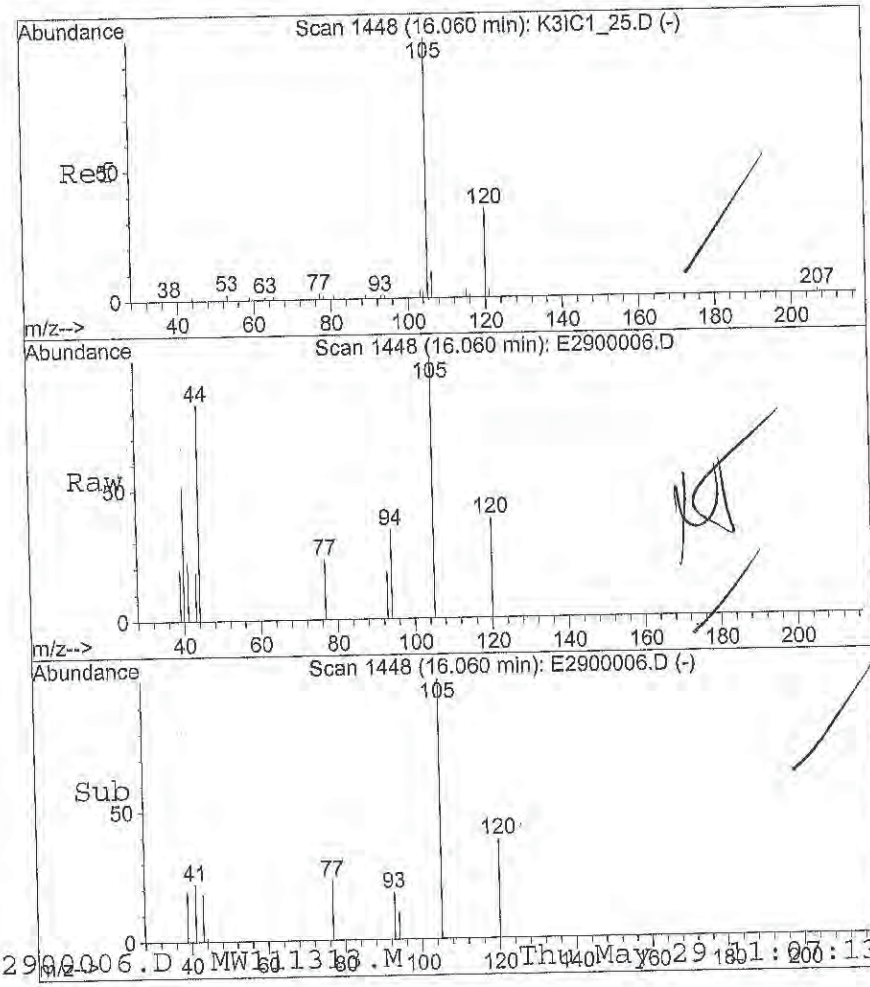

#67
1,2,4-Trimethylbenzene
Concen: 0.24 ug/L
RT: 16.06 min Scan# 1448
Delta R.T. 0.00 min
Lab File: E2900006.D
Acq: 29 May 2014 10:44 am

Tgt Ion:105 Resp: 4296

Ion	Ratio	Lower	Upper
105	100		
120	23.2	33.8	50.8#

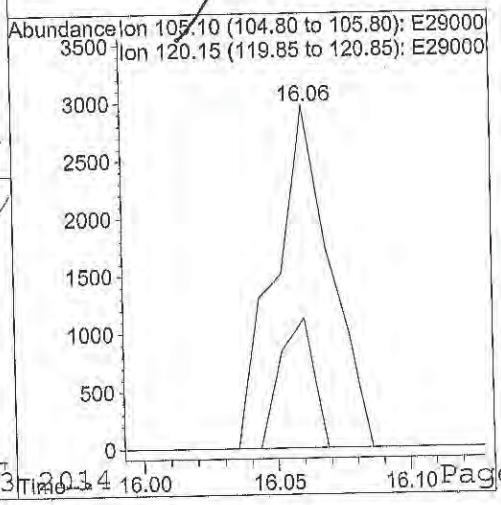

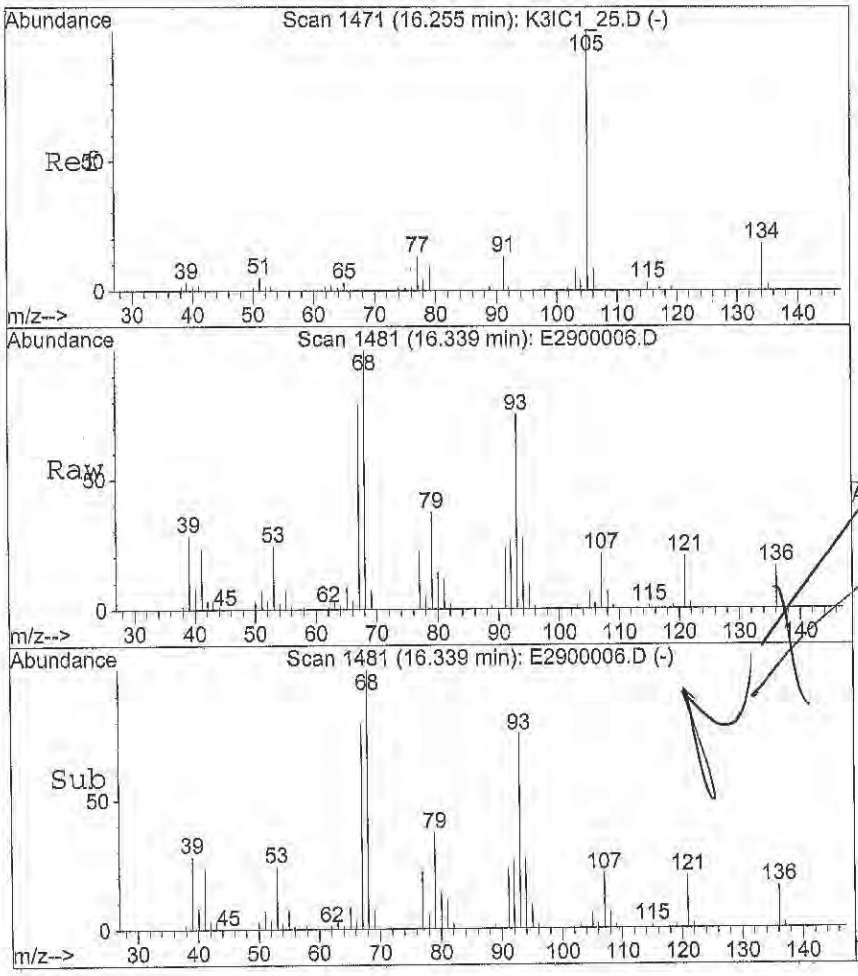

#68
sec-Butylbenzene
Concen: 1.06 ug/L
RT: 16.34 min Scan# 1481
Delta R.T. 0.08 min
Lab File: E2900006.D
Acq: 29 May 2014 10:44 am

Tgt Ion:105 Resp: 24166

Ion	Ratio	Lower	Upper
105	100		
134	0.0	13.0	19.6#

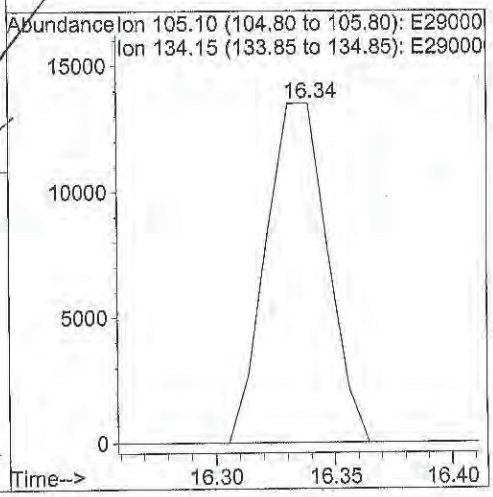

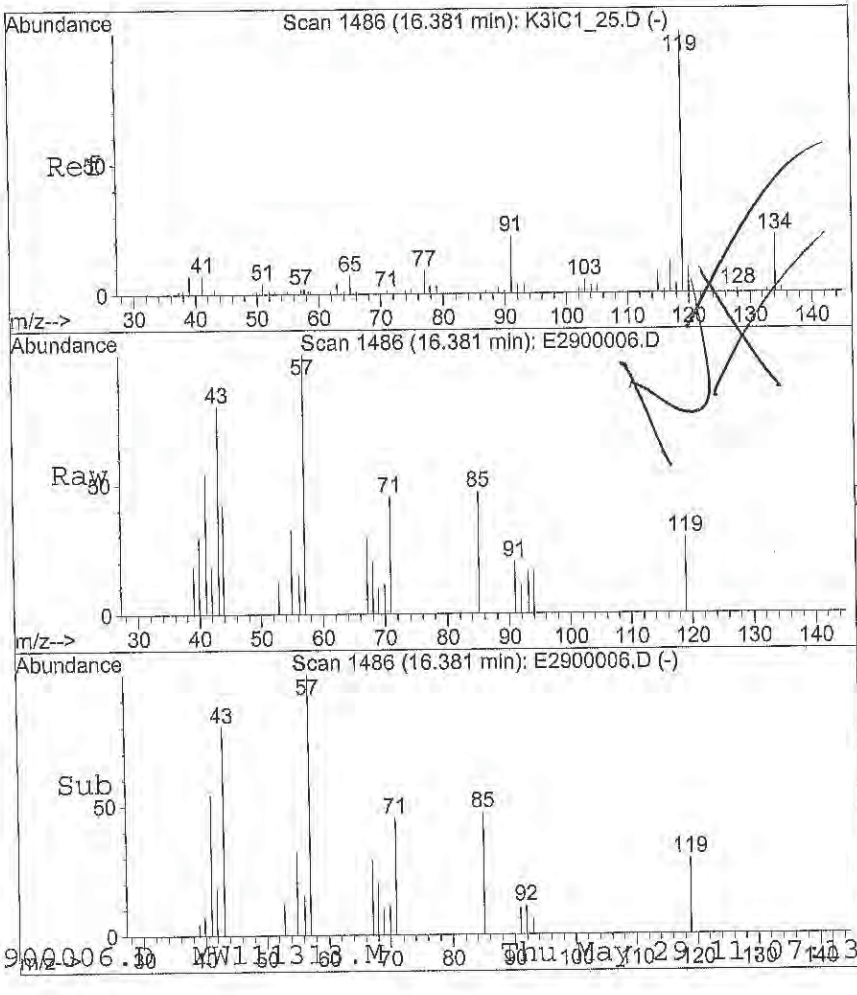

#69
p-Isopropyltoluene
Concen: 0.13 ug/L
RT: 16.38 min Scan# 1486
Delta R.T. 0.00 min
Lab File: E2900006.D
Acq: 29 May 2014 10:44 am

Tgt Ion:119 Resp: 2404

Ion	Ratio	Lower	Upper
119	100		
134	0.0	17.4	26.2#
91	0.0	19.6	29.4#

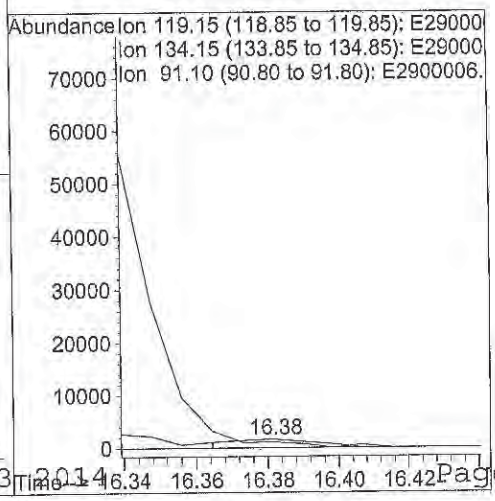

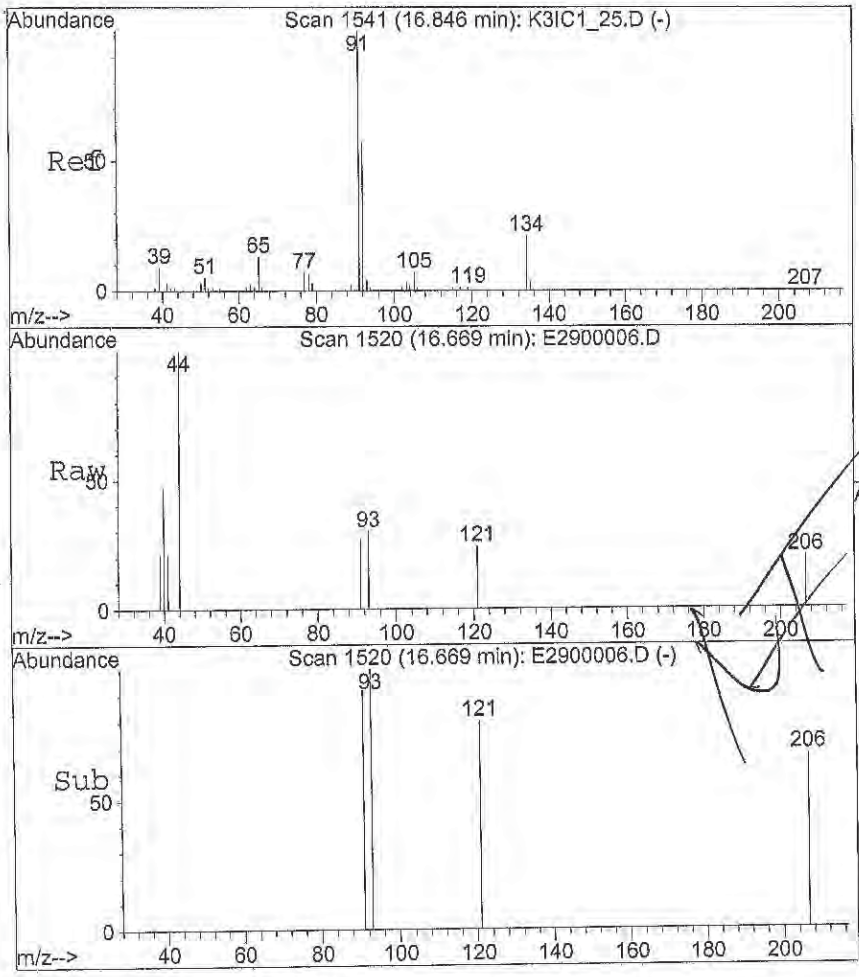

#72
n-Butylbenzene
Concen: 0.03 ug/L
RT: 16.67 min Scan# 1520
Delta R.T. -0.18 min
Lab File: E2900006.D
Acq: 29 May 2014 10:44 am

Tgt Ion: 91 Resp: 646

Ion	Ratio	Lower	Upper
91	100		
92	0.0	47.0	70.4#
134	0.0	18.1	27.1#

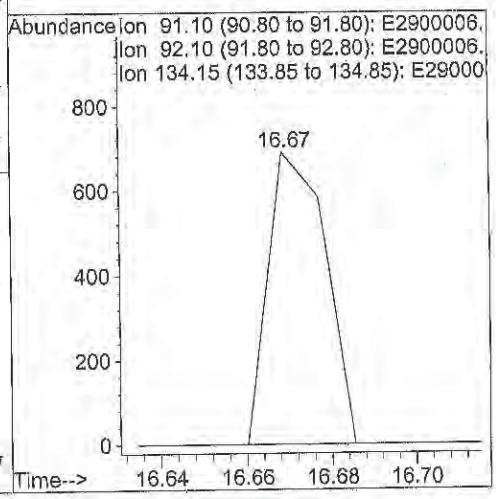

Quantitation Report (Not Reviewed)

Data File : C:\HPCHEM\1\DATA\052914L3\E2900006.D Vial: 5
Acq On : 29 May 2014 10:44 am Operator: DN
Sample : 3E42901-05 Inst : GC/MS Ins
Misc : 100cc SVL-519-SA5D-SV-8.9-9.5 Multiplr: 10.00
MS Integration Params: rteint.p
Quant Time: May 29 11:08 19114 Quant Results File: SS072713.RES

Quant Method : C:\HPCHEM\1\METHODS\SS072713.M (RTE Integrator)
Title : 8260B GC/MS #3 ICAL SSSF 07/27/13 DN
Last Update : Mon Nov 18 10:31:39 2013
Response via : Initial Calibration
DataAcq Meth : MW111313

Internal Standards	R.T.	QIon	Response	Conc	Units	Dev(Min)
1) Fluorobenzene (IS)	10.29	96	1523502	12.50	ug/L	-0.02
7) Chlorobenzene-d5 (IS)	13.91	117	1220492	12.50	ug/L	-0.01
10) 1,4-Dichlorobenzene-d4 (IS	16.51	152	678647	12.50	ug/L	0.00
System Monitoring Compounds						
2) Dibromofluoromethane (SU1)	9.43	113	441774	11.15	ug/L	0.00
Spiked Amount 12.500	Range 75 - 125		Recovery = 89.20%			
3) Chloroform-d (SU6)	9.18	84	681544	11.99	ug/L	0.00
Spiked Amount 12.500	Range 70 - 140		Recovery = 95.92%			
4) Methylene Chloride-d2 (SU5	7.06	86	390836	11.76	ug/L	-0.01
Spiked Amount 12.500	Range 70 - 140		Recovery = 94.08%			
5) 1,2-Dichloroethane-d4 (SU2	9.89	65	431270	15.93	ug/L	0.00
Spiked Amount 12.500	Range 75 - 125		Recovery = 127.44%#			
6) Benzene-d6 (SU7)	9.92	84	1375471	11.51	ug/L	-0.03
Spiked Amount 12.500	Range 70 - 140		Recovery = 92.08%			
8) Toluene-d8 (SU3)	12.20	98	1332969	11.51	ug/L	-0.02
Spiked Amount 12.500	Range 75 - 125		Recovery = 92.08%			
9) 4-Bromofluorobenzene (SU4)	15.22	95	690525	14.45	ug/L	0.00
Spiked Amount 12.500	Range 75 - 125		Recovery = 115.60%			

Target Compounds Qvalue

(#) = qualifier out of range (m) = manual integration

Quantitation Report

Data File : C:\HPCHEM\1\DATA\052914L3\E2900006.D
Acq On : 29 May 2014 10:44 am
Sample : 3E42901-05
Misc : 100cc SVL-519-SA5D-SV-8.9-9.5
MS Integration Params: rteint.p
Quant Time: May 29 11:08 19114

Vial: 5
Operator: DN
Inst : GC/MS Ins
Multiplr: 10.00

Quant Results File: SS072713.RES

Method : C:\HPCHEM\1\METHODS\SS072713.M (RTE Integrator)
Title : 8260B GC/MS #3 ICAL SSSF 07/27/13 DN
Last Update : Mon Nov 18 10:31:39 2013
Response via : Initial Calibration



Quantitation Report (Not Reviewed)

Data File : C:\HPCHEM\1\DATA\052914L3\E2900007.D Vial: 6
Acq On : 29 May 2014 11:13 am Operator: DN
Sample : 3E42901-06 Inst : GC/MS Ins
Misc : 100cc SVL-526-SA5D-SV-7.5-8.5 Multiplr: 10.00
MS Integration Params: rteint.p
Quant Time: May 29 11:51 19114 Quant Results File: MW111313.RES

Quant Method : C:\HPCHEM\1\METHODS\MW111313.M (RTE Integrator)
Title : 8260B GC/MS #3 ICAL 11/13/13 DN
Last Update : Wed Nov 13 19:38:32 2013
Response via : Initial Calibration
DataAcq Meth : MW111313

AP

Internal Standards	R.T.	QIon	Response	Conc	Units	Dev(Min)
1) Fluorobenzene (IS)	10.29	96	1551642	12.50	ug/L	0.00
38) Chlorobenzene-d5 (IS)	13.92	117	1248508	12.50	ug/L	0.00
59) 1,4-Dichlorobenzene-d4 (IS	16.51	152	679192	12.50	ug/L	0.00
System Monitoring Compounds						
2) Dibromofluoromethane (SU1)	9.42	113	437808	11.31	ug/L	0.00
Spiked Amount 12.500	Range 75 - 125		Recovery = 90.48%			
28) 1,2-Dichloroethane-d4 (SU2	9.90	65	431713	11.74	ug/L	0.00
Spiked Amount 12.500	Range 75 - 125		Recovery = 93.92%			
39) Toluene-d8 (SU3)	12.20	98	1362829	11.70	ug/L	0.00
Spiked Amount 12.500	Range 75 - 125		Recovery = 93.60%			
58) 4-Bromofluorobenzene (SU4)	15.23	95	709659	13.90	ug/L	0.00
Spiked Amount 12.500	Range 75 - 125		Recovery = 111.20%			
Target Compounds						Qvalue
3) (F12) Dichlorodifluorometh	4.09	85	531	0.14	~~ug/L~~ #	44
4) Chloromethane	4.39	50	4670	0.57	~~ug/L~~ #	52
6) Bromomethane	5.08	96	280	-1.61	~~ug/L~~ #	1
7) Chloroethane	5.14	64	799	1.31	~~ug/L~~	93
9) (F113) 1,1,2-Trichloro-tri	6.34	151	293	0.10	~~ug/L~~ #	19
11) Acetone	6.47	58	3064	178.65	~~ug/L~~	66
12) (IPA) Leak Check Compound	6.46	45	292755	1570.13	~~ug/L~~ #	82
13) Carbon disulfide	6.83	76	21476	1.66	~~ug/L~~	99
14) Methylene Chloride	7.06	84	5560	1.30	~~ug/L~~ #	1
15) (TBA) tert-Butanol	7.14	59	1430	5.40	~~ug/L~~ #	77
20) 2,2-Dichloropropane	8.61	77	257	0.04	~~ug/L~~ #	36
24) Chloroform	9.21	83	1064	0.13	~~ug/L~~ #	18
25) (ETBE) 2-ethoxy 2-methyl p	8.38	59	1057	0.09	~~ug/L~~ #	44
31) Benzene	9.96	78	11256	0.77	~~ug/L~~ #	76
32) 1,2-Dichloroethane	9.92	62	6881	1.33	~~ug/L~~ #	1
33) Trichloroethene	10.73	130	260	0.06	~~ug/L~~ #	1
40) (MIBK) 4-Methyl-2-Pentanon	12.10	43	321	0.13	~~ug/L~~ #	100
41) Toluene	12.29	91	37091	2.18	ug/L	99
42) trans-1,3-Dichloropropene	12.51	75	3365	0.60	~~ug/L~~ #	30
46) 2-Hexanone	12.96	43	341	0.12	~~ug/L~~ #	37
51) Ethylbenzene	14.02	91	10427	0.54	ug/L #	81
52) m,p-Xylenes	14.15	106	10538	1.53	ug/L	97

(#) = qualifier out of range (m) = manual integration

Data File : C:\HPCHEM\1\DATA\052914L3\E2900007.D
Acq On : 29 May 2014 11:13 am
Sample : 3E42901-06
Misc : 100cc SVL-526-SA5D-SV-7.5-8.5
MS Integration Params: rteint.p
Quant Time: May 29 11:51 19114

Vial: 6
Operator: DN
Inst : GC/MS Ins
Multiplr: 10.00

Quant Results File: MW111313.RES

Quant Method : C:\HPCHEM\1\METHODS\MW111313.M (RTE Integrator)
Title : 8260B GC/MS #3 ICAL 11/13/13 DN
Last Update : Wed Nov 13 19:38:32 2013
Response via : Initial Calibration
DataAcq Meth : MW111313

Compound	R.T.	QIon	Response	Conc Unit	Qvalue
53) o-Xylene	14.62	106	3375	0.50 ~~ug/L~~ 0.01	79
54) Styrene	14.62	104	2097	-0.66 ~~ug/L~~ #	60
56) Isopropylbenzene	15.00	105	329	0.02 ~~ug/L~~ #	1
57) 1,2,3-Trichloropropane	15.34	75	275	0.05 ~~ug/L~~ #	36
62) n-Propylbenzene	15.45	91	2023	0.07 ~~ug/L~~ #	56
63) 2-Chlorotoluene	15.61	91	1425	0.08 ~~ug/L~~ #	45
64) 1,3,5-Trimethylbenzene	15.62	105	2072	0.12 ~~ug/L~~ #	31
65) 4-Chlorotoluene	15.61	91	1425	0.09 ~~ug/L~~ #	44
67) 1,2,4-Trimethylbenzene	16.05	105	3872	0.22 ug/L #	85
68) sec-Butylbenzene	16.33	105	16654	0.73 ug/L #	62
69) p-Isopropyltoluene	16.38	119	2184	0.12 ~~ug/L~~ #	67

(#) = qualifier out of range (m) = manual integration

Data File : C:\HPCHEM\1\DATA\052914L3\E2900007.D Vial: 6
Acq On : 29 May 2014 11:13 am Operator: DN
Sample : 3E42901-06 Inst : GC/MS Ins
Misc : 100cc SVL-526-SA5D-SV-7.5-8.5 Multiplr: 10.00
MS Integration Params: rteint.p
Quant Time: May 29 11:51 19114 Quant Results File: MW111313.RES

Method : C:\HPCHEM\1\METHODS\MW111313.M (RTE Integrator)
Title : 8260B GC/MS #3 ICAL 11/13/13 DN
Last Update : Wed Nov 13 19:38:32 2013
Response via : Initial Calibration



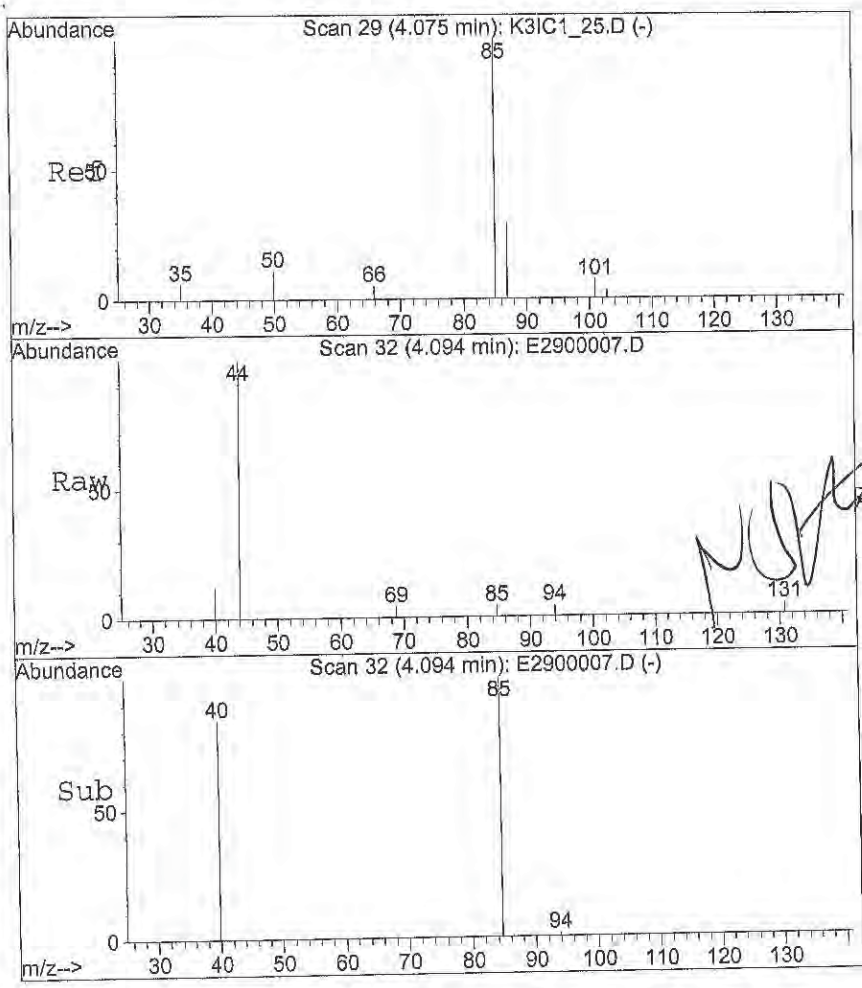

#3
(F12) Dichlorodifluoromethane
Concen: 0.14 ug/L
RT: 4.09 min Scan# 32
Delta R.T. 0.02 min
Lab File: E2900007.D
Acq: 29 May 2014 11:13 am

Tgt Ion: 85 Resp: 531

Ion	Ratio	Lower	Upper
85	100		
87	0.0	24.6	37.0#

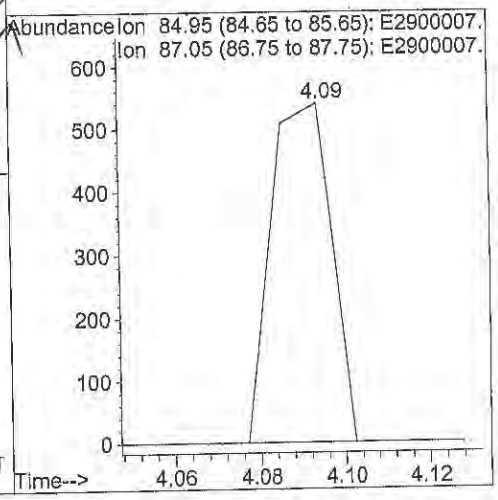

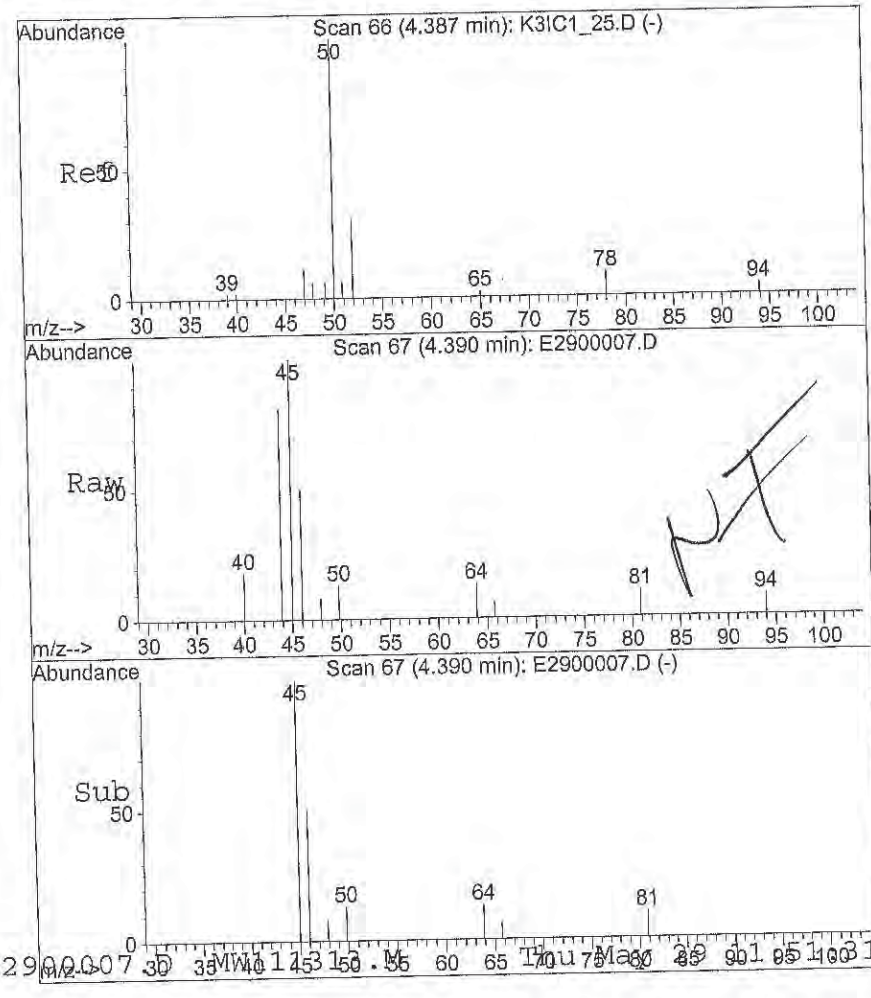

#4
Chloromethane
Concen: 0.57 ug/L
RT: 4.39 min Scan# 67
Delta R.T. 0.00 min
Lab File: E2900007.D
Acq: 29 May 2014 11:13 am

Tgt Ion: 50 Resp: 4670

Ion	Ratio	Lower	Upper
50	100		
52	6.4	26.9	40.3#

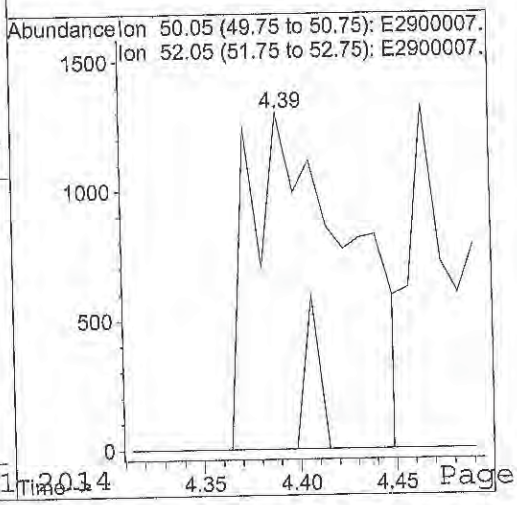

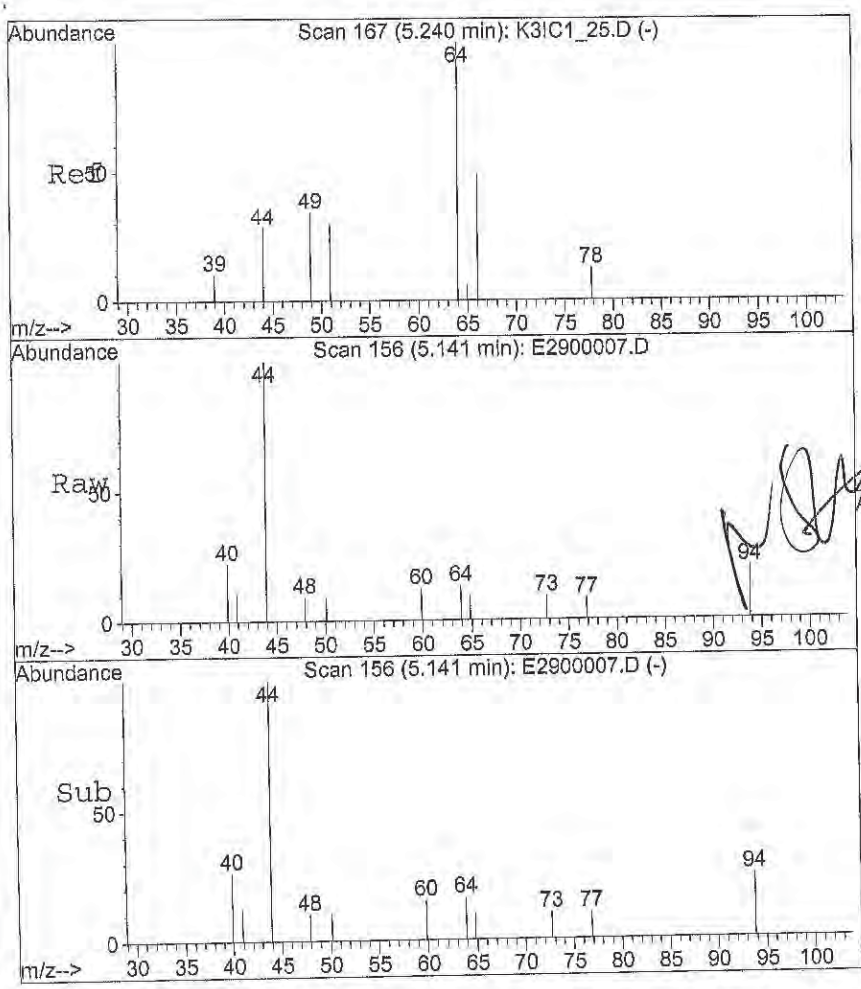

#7
Chloroethane
Concen: 1.31 ug/L
RT: 5.14 min Scan# 156
Delta R.T. -0.10 min
Lab File: E2900007.D
Acq: 29 May 2014 11:13 am

Tgt Ion: 64 Resp: 799

Ion	Ratio	Lower	Upper
64	100		
66	48.9	35.4	53.0

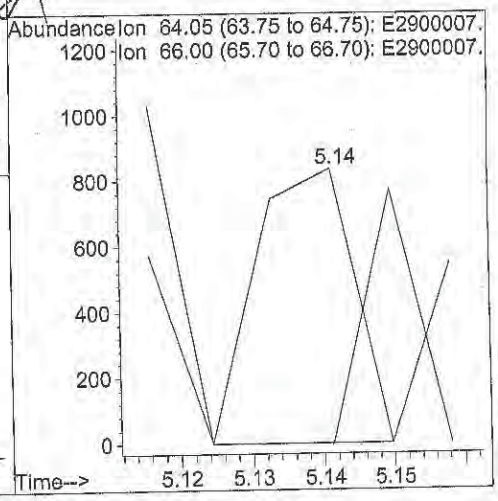

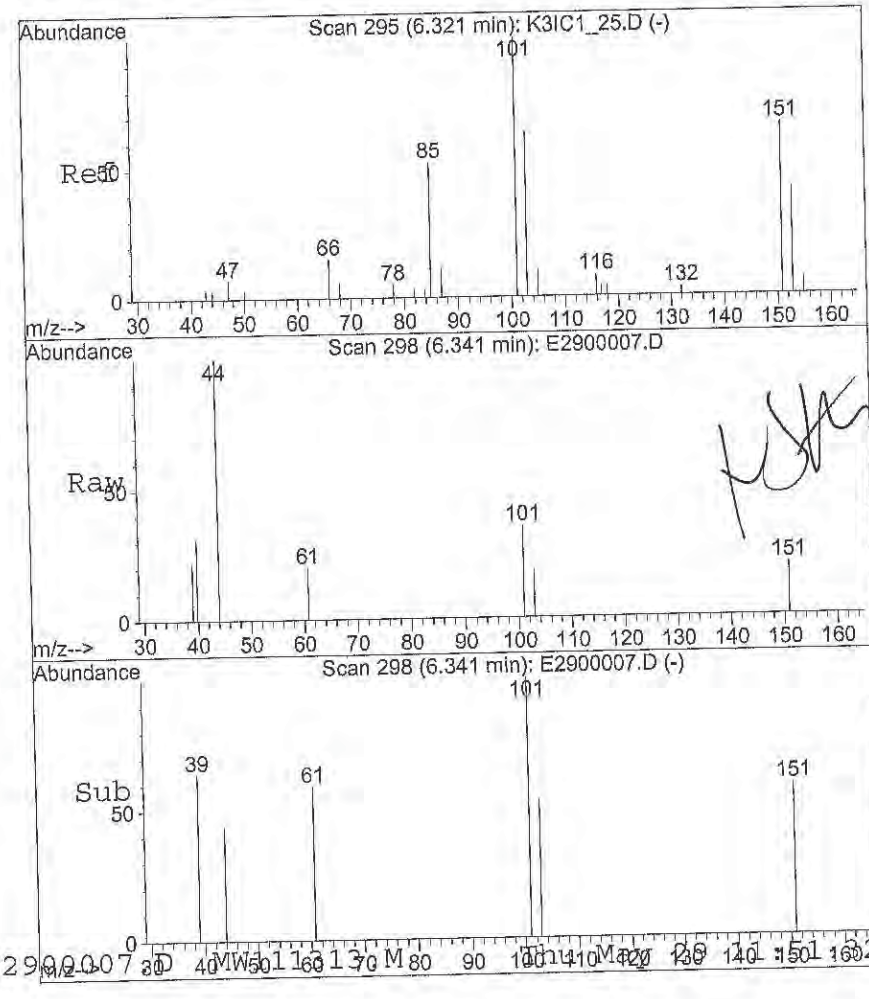

#9
(F113) 1,1,2-Trichloro-trifluor
Concen: 0.10 ug/L
RT: 6.34 min Scan# 298
Delta R.T. 0.02 min
Lab File: E2900007.D
Acq: 29 May 2014 11:13 am

Tgt Ion:151 Resp: 293

Ion	Ratio	Lower	Upper
151	100		
153	0.0	49.6	74.4#

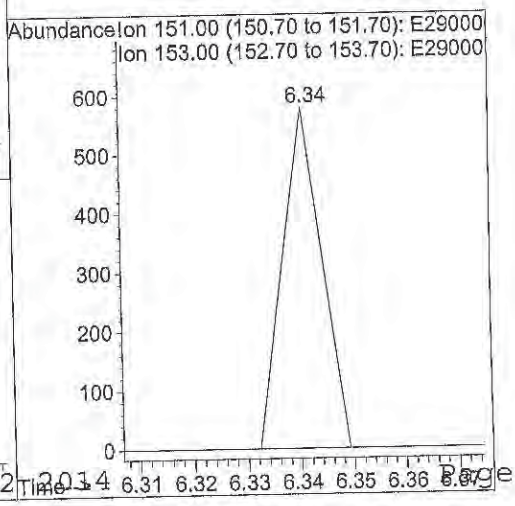

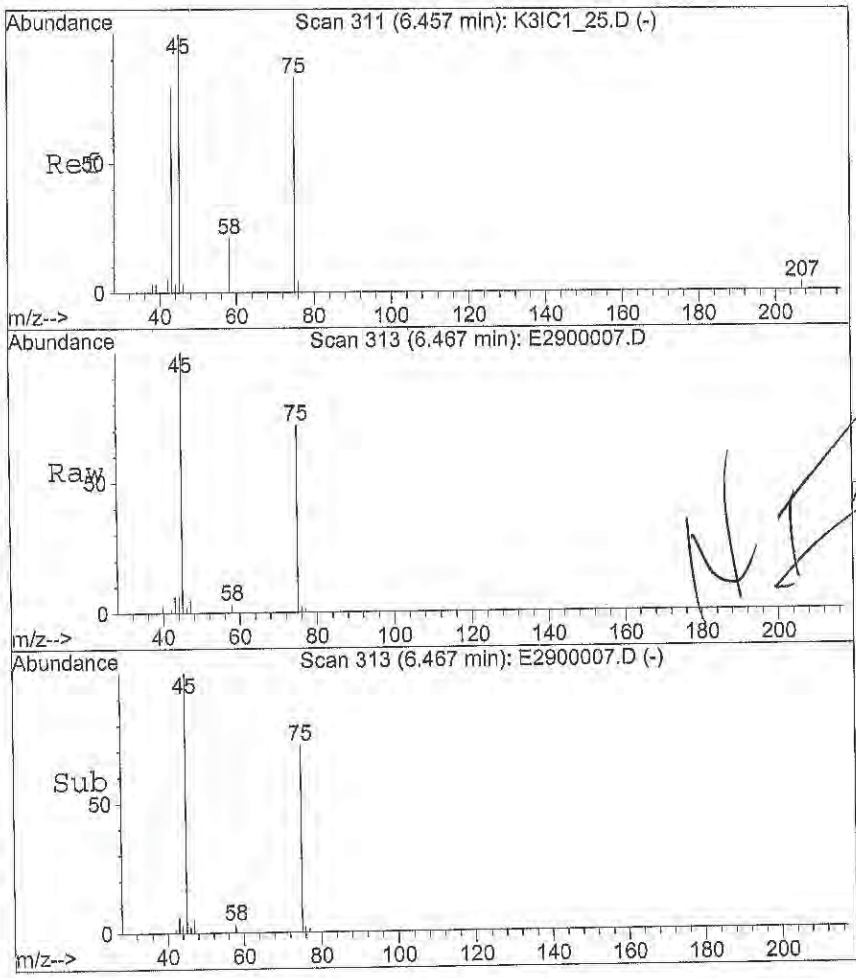

#11
Acetone
Concen: 178.65 ug/L
RT: 6.47 min Scan# 313
Delta R.T. 0.01 min
Lab File: E2900007.D
Acq: 29 May 2014 11:13 am

Tgt Ion: 58 Resp: 3064

Ion	Ratio	Lower	Upper
58	100		
43	539.6	360.9	541.3

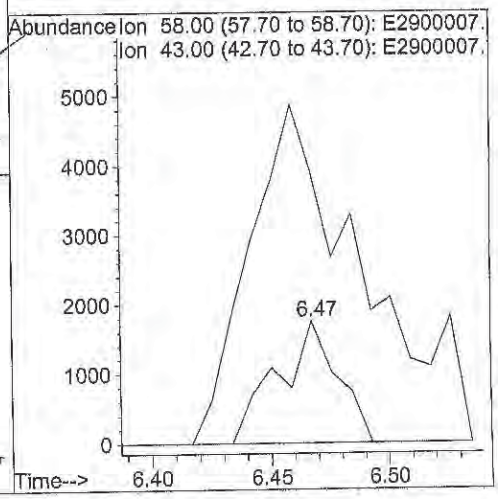

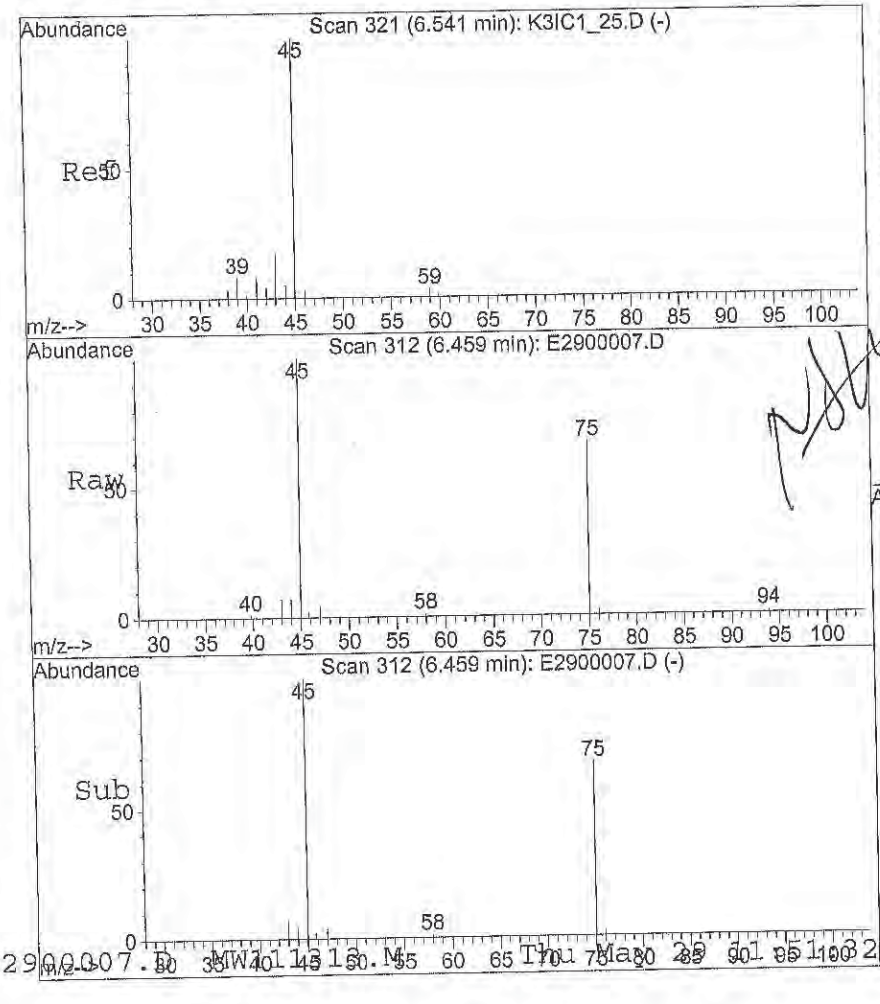

#12
(IPA) Leak Check Compound
Concen: 1570.13 ug/L
RT: 6.46 min Scan# 312
Delta R.T. -0.08 min
Lab File: E2900007.D
Acq: 29 May 2014 11:13 am

Tgt Ion: 45 Resp: 292755

Ion	Ratio	Lower	Upper
45	100		
39	0.0	4.9	7.3#

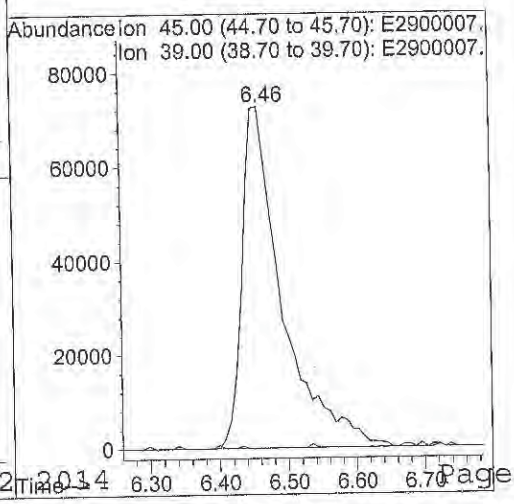

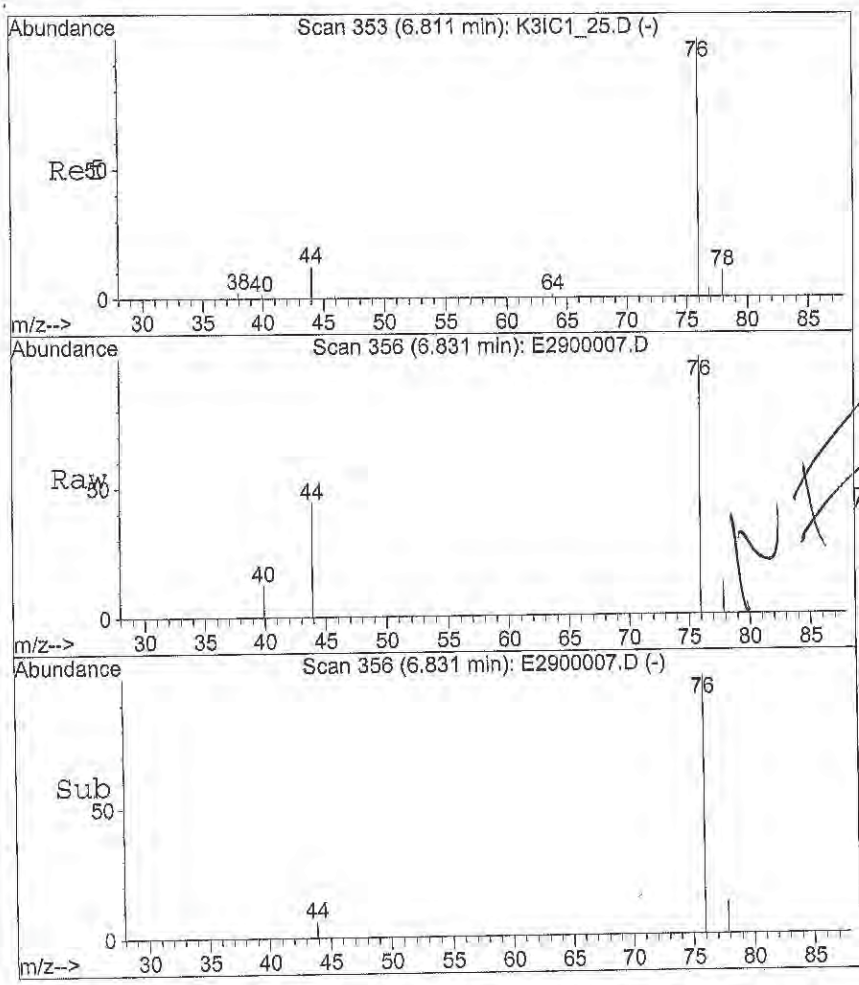

#13
Carbon disulfide
Concen: 1.66 ug/L
RT: 6.83 min Scan# 356
Delta R.T. 0.02 min
Lab File: E2900007.D
Acq: 29 May 2014 11:13 am

Tgt Ion: 76 Resp: 21476

Ion	Ratio	Lower	Upper
76	100		
78	9.1	7.0	10.4

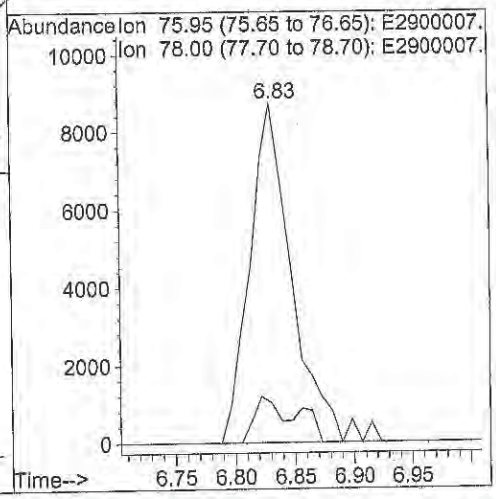

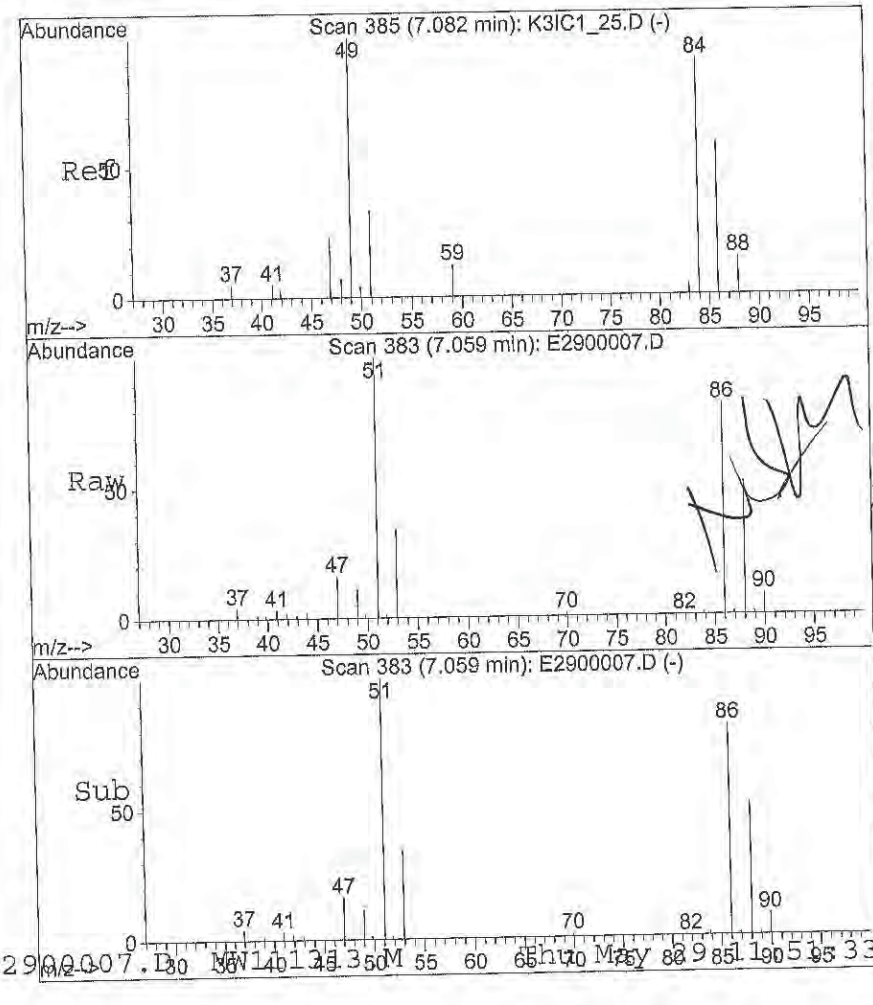

#14
Methylene Chloride
Concen: 1.30 ug/L
RT: 7.06 min Scan# 383
Delta R.T. -0.02 min
Lab File: E2900007.D
Acq: 29 May 2014 11:13 am

Tgt Ion: 84 Resp: 5560

Ion	Ratio	Lower	Upper
84	100		
49	952.9	89.8	134.6#
86	6998.6	51.1	76.7#
51	8508.1	28.5	42.7#

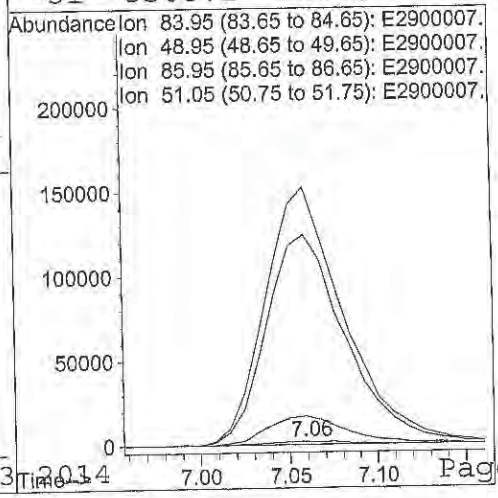

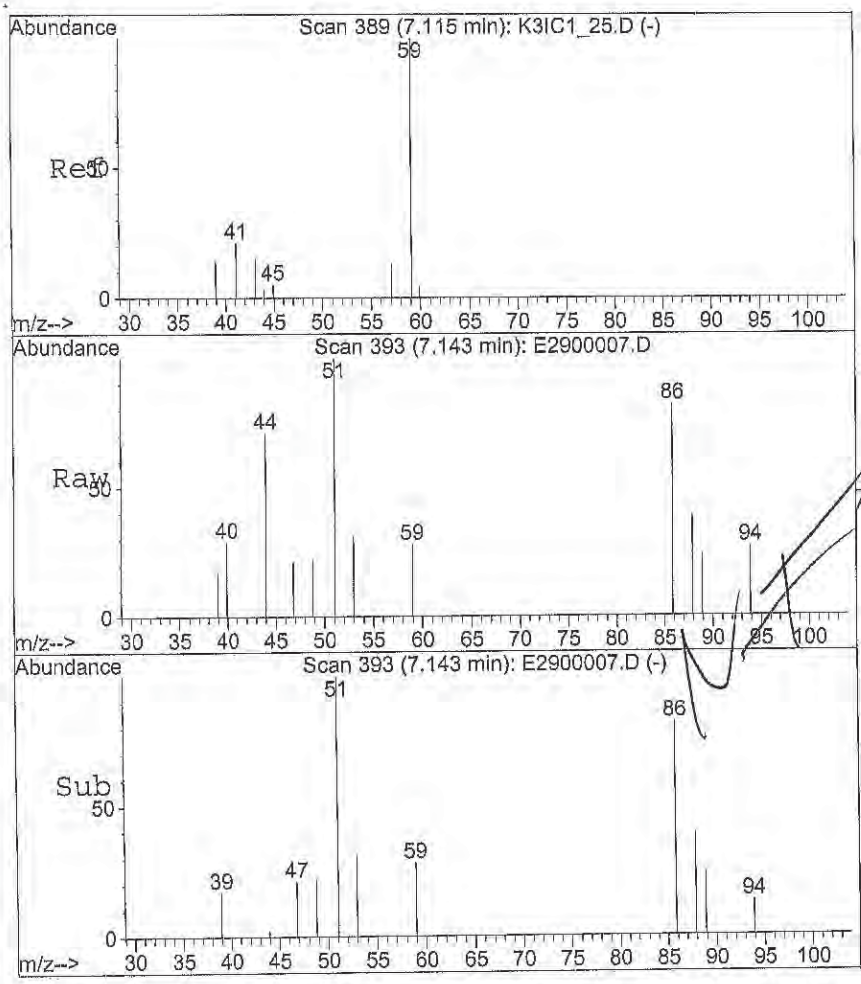

#15
(TBA) tert-Butanol
Concen: 5.40 ug/L
RT: 7.14 min Scan# 393
Delta R.T. 0.03 min
Lab File: E2900007.D
Acq: 29 May 2014 11:13 am

Tgt Ion: 59 Resp: 1430

Ion	Ratio	Lower	Upper
59	100		
57	0.0	6.4	9.6#

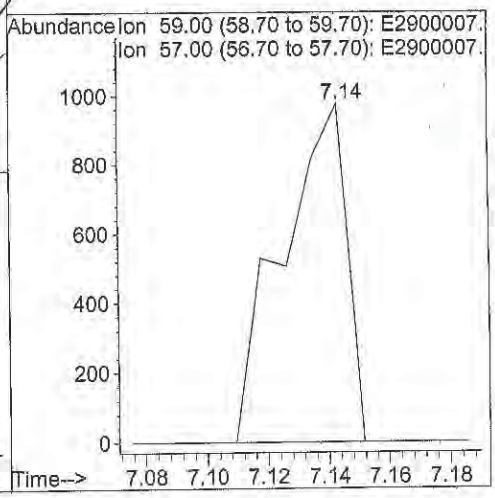

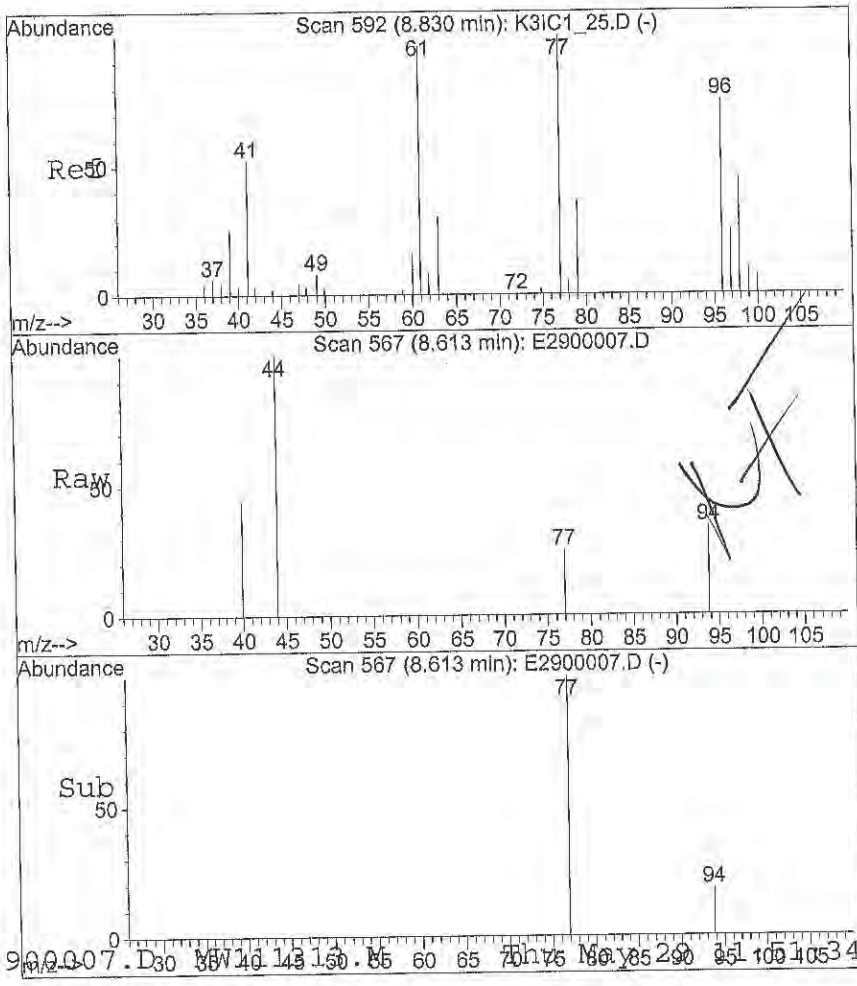

#20
2,2-Dichloropropane
Concen: 0.04 ug/L
RT: 8.61 min Scan# 567
Delta R.T. -0.22 min
Lab File: E2900007.D
Acq: 29 May 2014 11:13 am

Tgt Ion: 77 Resp: 257

Ion	Ratio	Lower	Upper
77	100		
79	0.0	26.6	40.0#
97	0.0	18.9	28.3#
41	0.0	42.6	64.0#

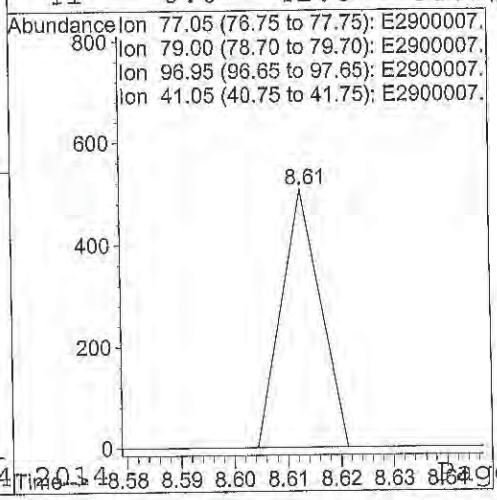

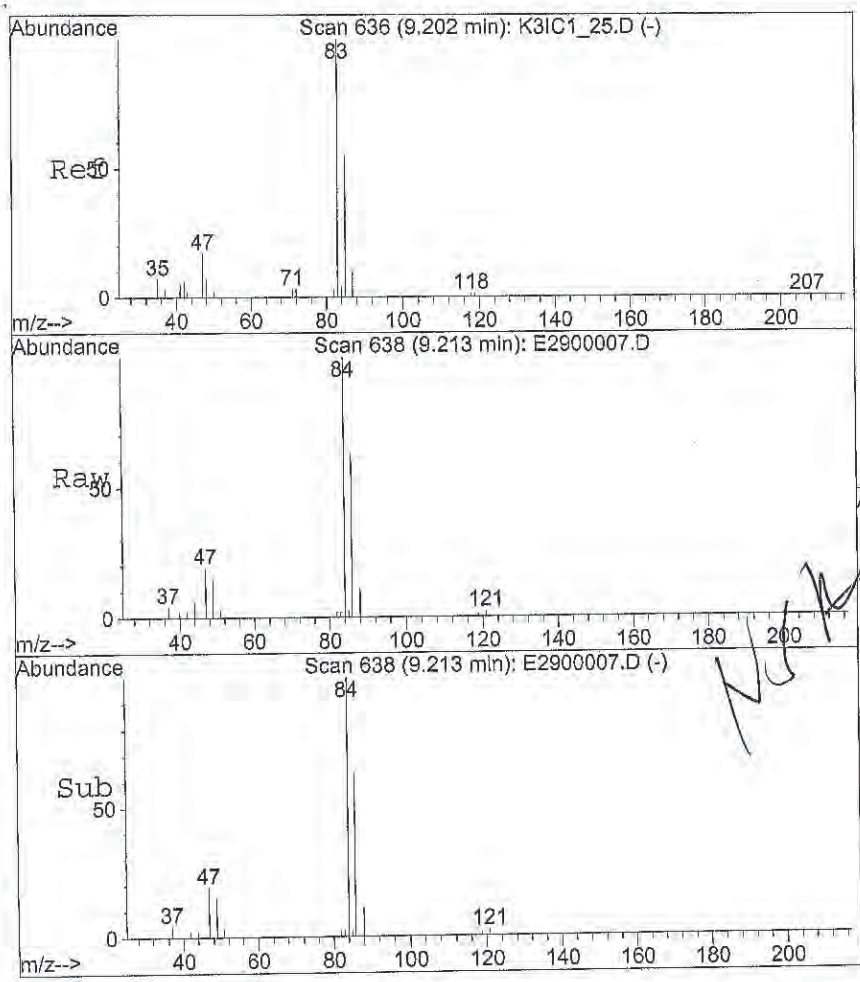

#24
Chloroform
Concen: 0.13 ug/L
RT: 9.21 min Scan# 638
Delta R.T. 0.01 min
Lab File: E2900007.D
Acq: 29 May 2014 11:13 am

Tgt Ion: 83 Resp: 1064

Ion	Ratio	Lower	Upper
83	100		
85	0.0	51.8	77.6#

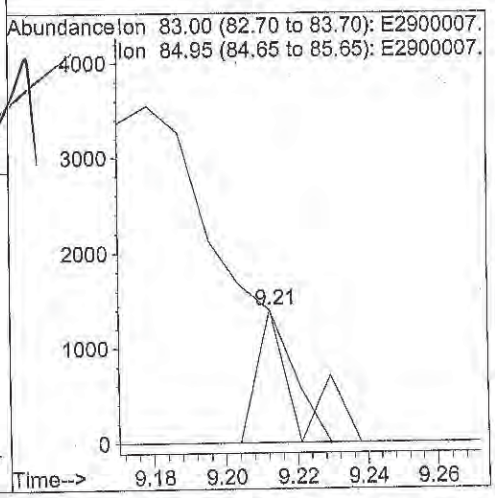

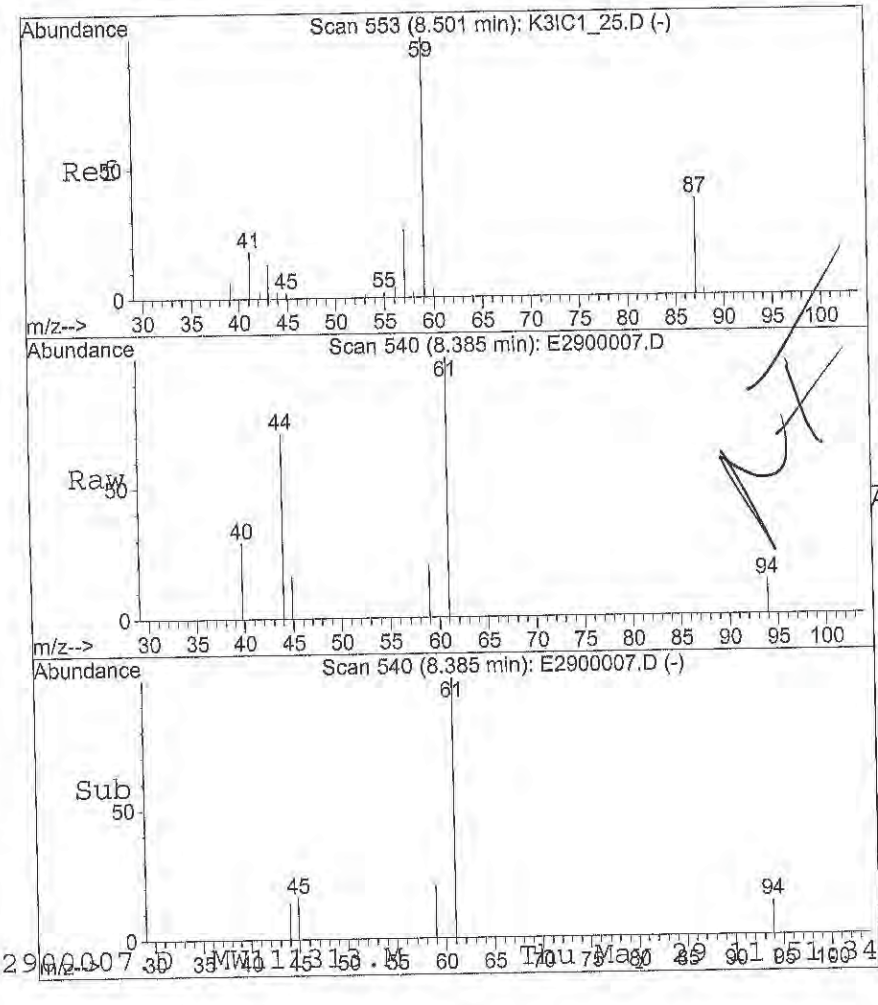

#25
(ETBE) 2-ethoxy 2-methyl propar
Concen: 0.09 ug/L
RT: 8.38 min Scan# 540
Delta R.T. -0.12 min
Lab File: E2900007.D
Acq: 29 May 2014 11:13 am

Tgt Ion: 59 Resp: 1057

Ion	Ratio	Lower	Upper
59	100		
87	0.0	27.8	41.8#
57	0.0	19.8	29.6#
77	0.0	0.0	0.0

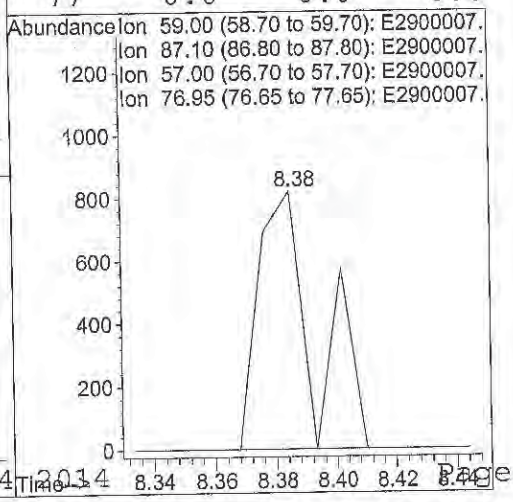

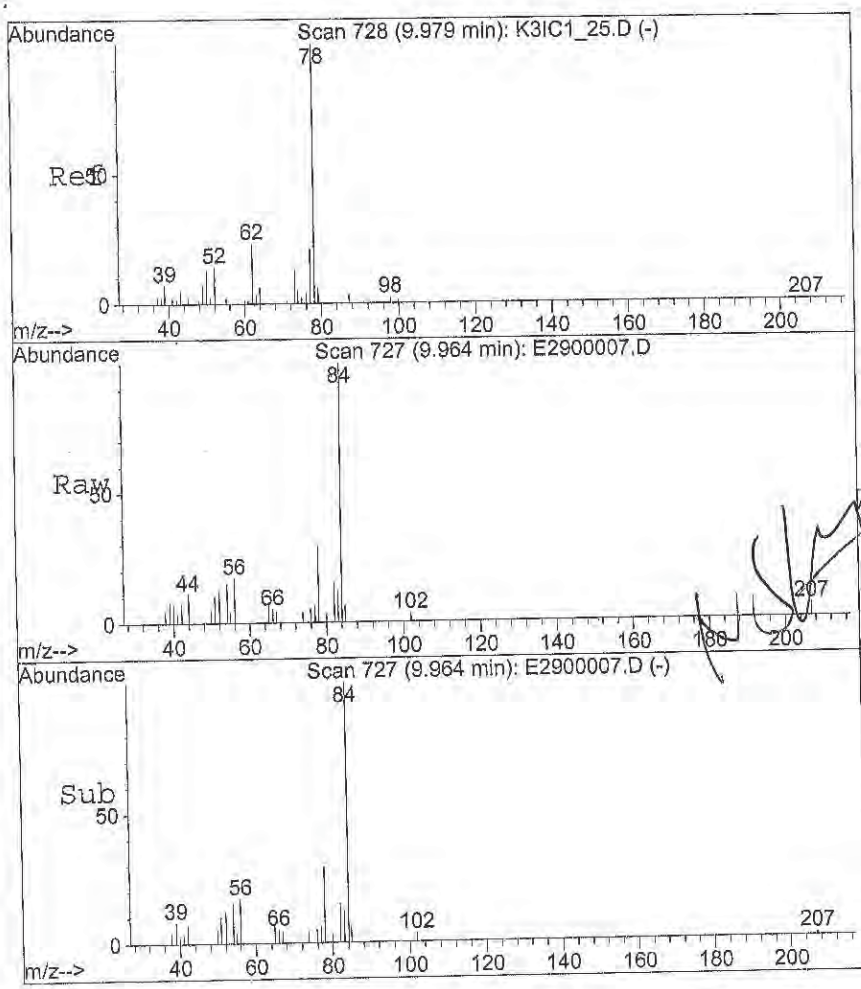

#31
Benzene
Concen: 0.77 ug/L
RT: 9.96 min Scan# 727
Delta R.T. -0.01 min
Lab File: E2900007.D
Acq: 29 May 2014 11:13 am

Tgt Ion: 78 Resp: 11256

Ion	Ratio	Lower	Upper
78	100		
51	0.0	14.2	21.2#
77	15.9	16.6	24.8#

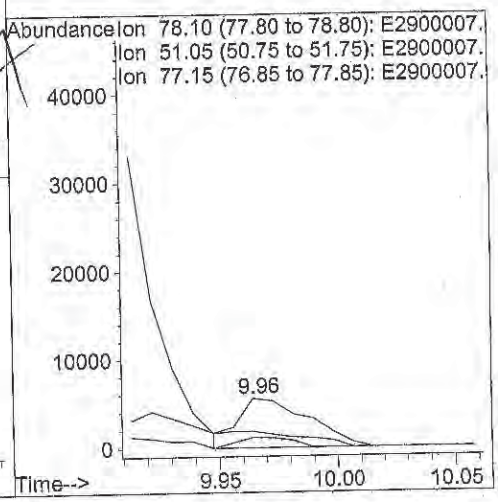

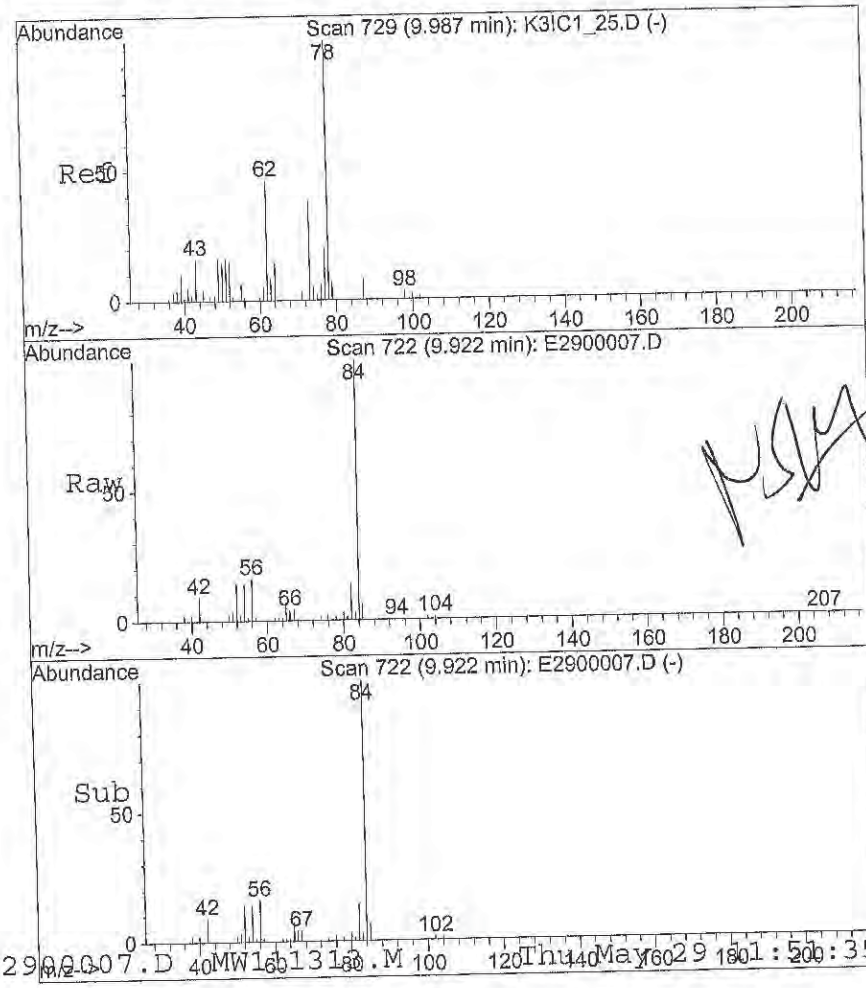

#32
1,2-Dichloroethane
Concen: 1.33 ug/L
RT: 9.92 min Scan# 722
Delta R.T. -0.07 min
Lab File: E2900007.D
Acq: 29 May 2014 11:13 am

Tgt Ion: 62 Resp: 6881

Ion	Ratio	Lower	Upper
62	100		
64	193.3	28.0	42.0#
49	0.0	28.5	42.7#
98	0.0	6.2	9.4#

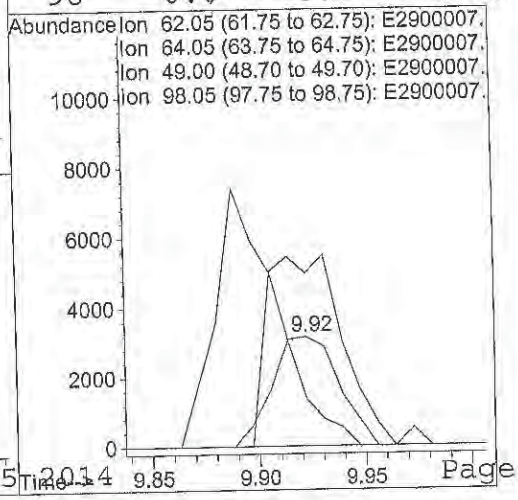

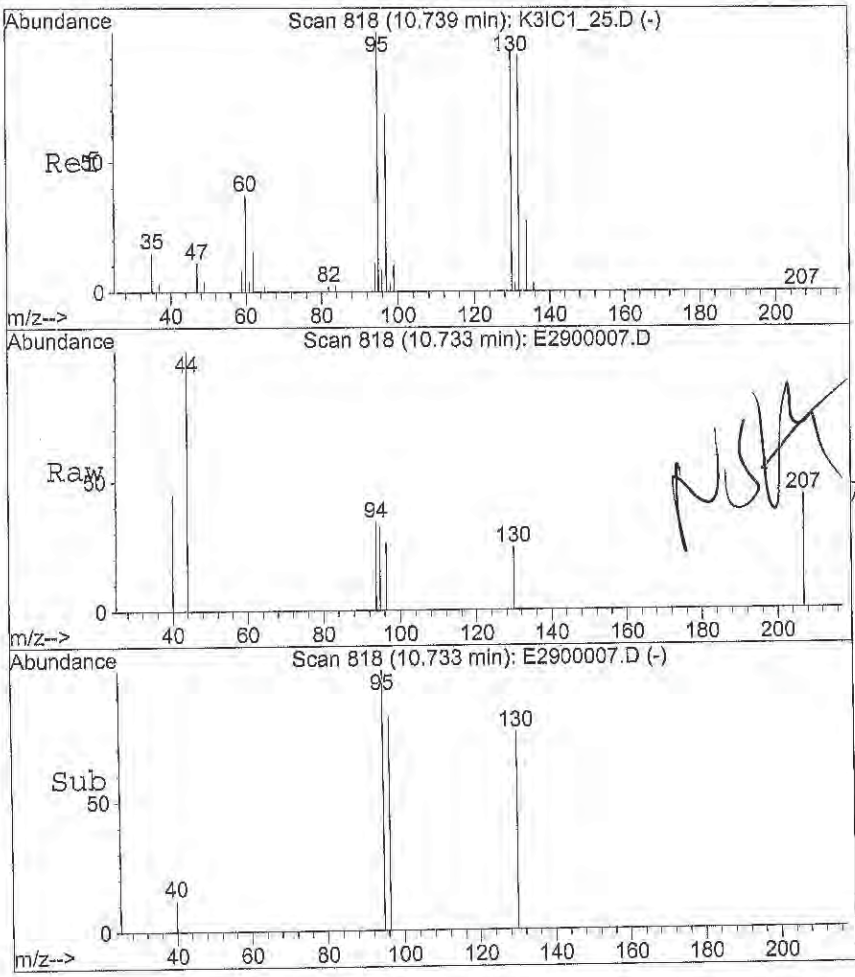

#33
Trichloroethene
Concen: 0.06 ug/L
RT: 10.73 min Scan# 818
Delta R.T. -0.01 min
Lab File: E2900007.D
Acq: 29 May 2014 11:13 am

Tgt Ion:130	Resp:	260	
Ion	Ratio	Lower	Upper
130	100		
95	232.7	82.8	124.2#
132	0.0	77.4	116.2#
97	0.0	53.8	80.6#

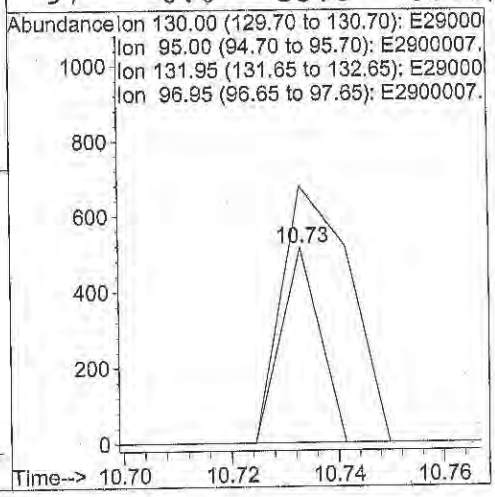

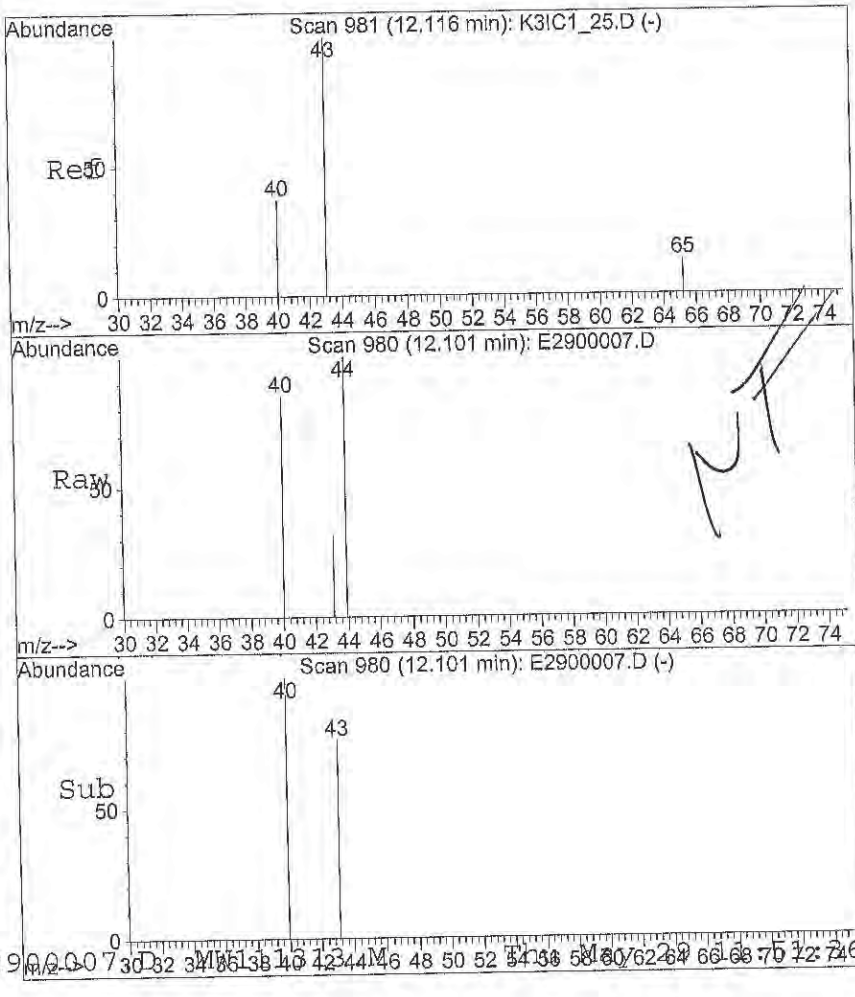

#40
(MIBK) 4-Methyl-2-Pentanone
Concen: 0.13 ug/L
RT: 12.10 min Scan# 980
Delta R.T. -0.01 min
Lab File: E2900007.D
Acq: 29 May 2014 11:13 am

Tgt Ion: 43	Resp:	321	
Ion	Ratio	Lower	Upper
43	100		
58	0.0	0.0	0.0
85	0.0	0.0	0.0
100	0.0	0.0	0.0

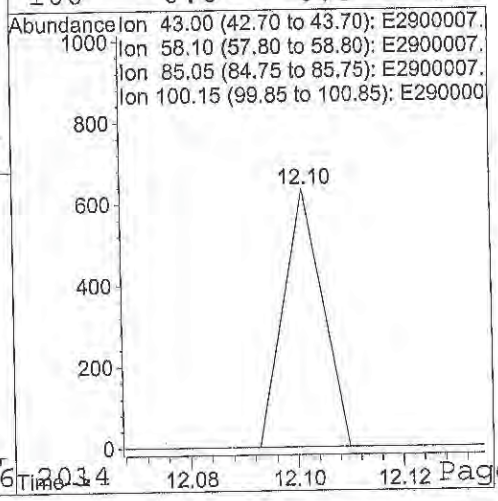

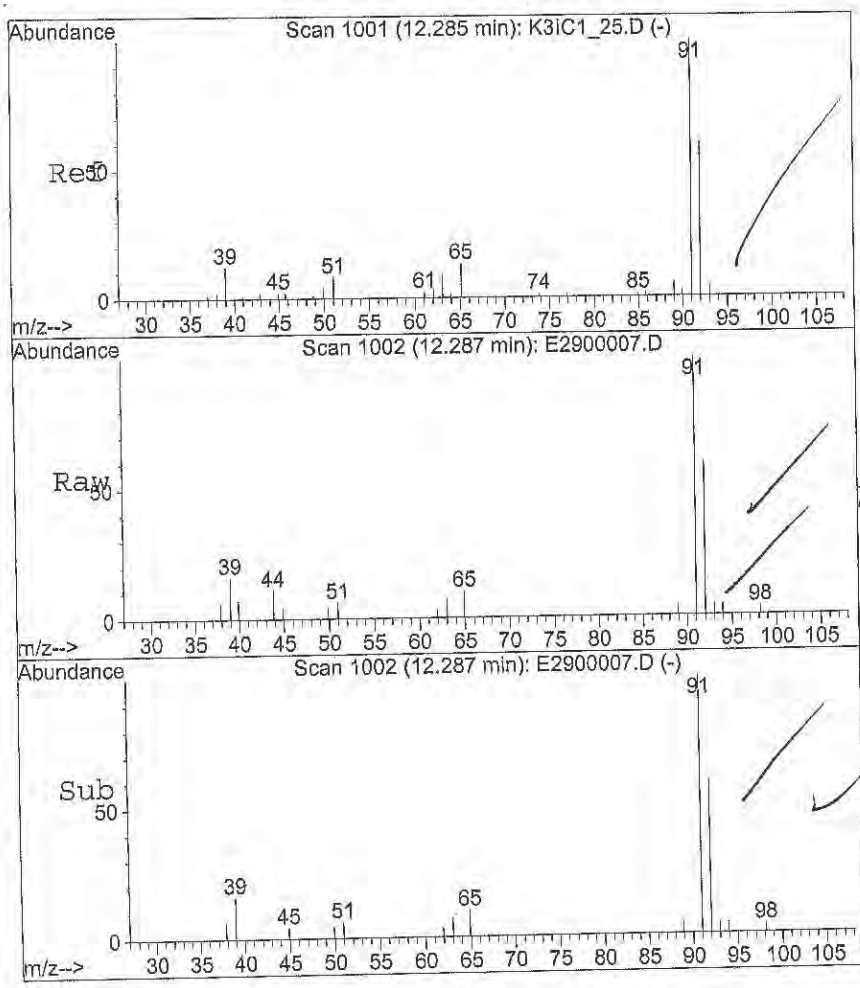

#41
Toluene
Concen: 2.18 ug/L
RT: 12.29 min Scan# 1002
Delta R.T. 0.00 min
Lab File: E2900007.D
Acq: 29 May 2014 11:13 am

Tgt Ion: 91 Resp: 37091

Ion	Ratio	Lower	Upper
91	100		
92	60.1	47.4	71.0

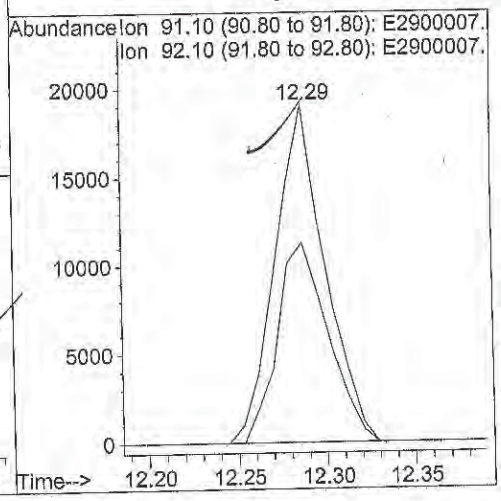

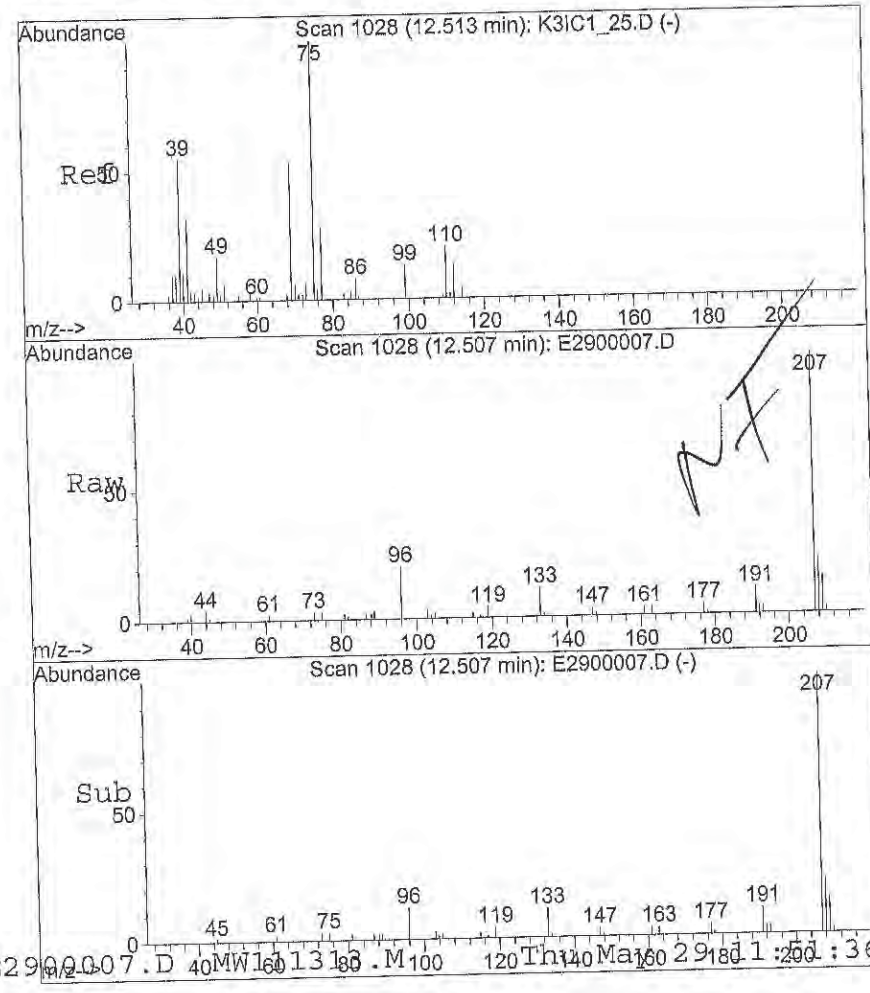

#42
trans-1,3-Dichloropropene
Concen: 0.60 ug/L
RT: 12.51 min Scan# 1028
Delta R.T. -0.01 min
Lab File: E2900007.D
Acq: 29 May 2014 11:13 am

Tgt Ion: 75 Resp: 3365

Ion	Ratio	Lower	Upper
75	100		
39	0.0	53.6	80.4#
77	0.0	25.4	38.2#
110	0.0	17.6	26.4#

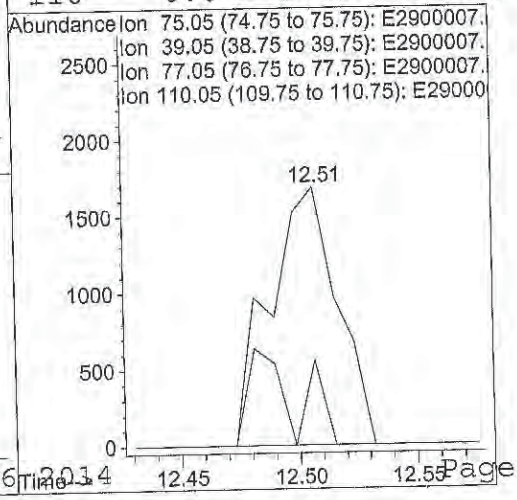

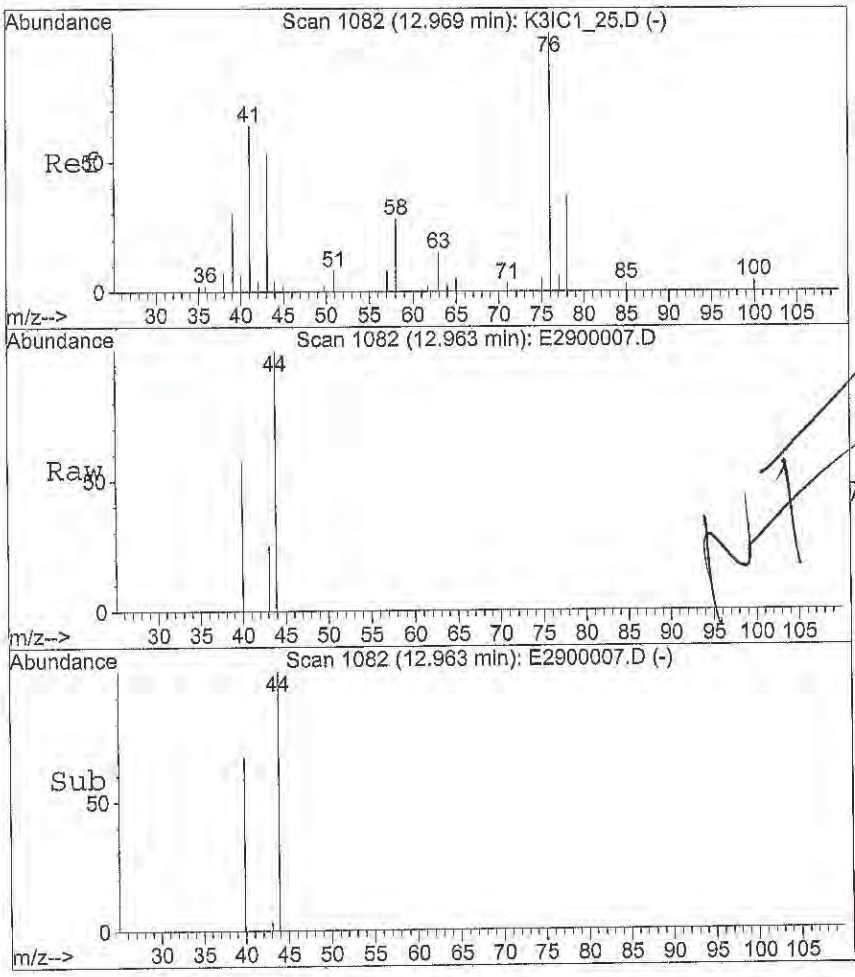

#46
2-Hexanone
Concen: 0.12 ug/L
RT: 12.96 min Scan# 1082
Delta R.T. -0.01 min
Lab File: E2900007.D
Acq: 29 May 2014 11:13 am

Tgt Ion: 43 Resp: 341

Ion	Ratio	Lower	Upper
43	100		
58	0.0	40.9	61.3#
100	0.0	5.5	8.3#
85	0.0	4.3	6.5#

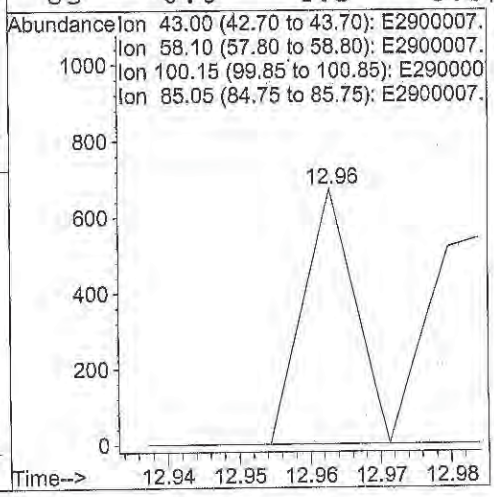

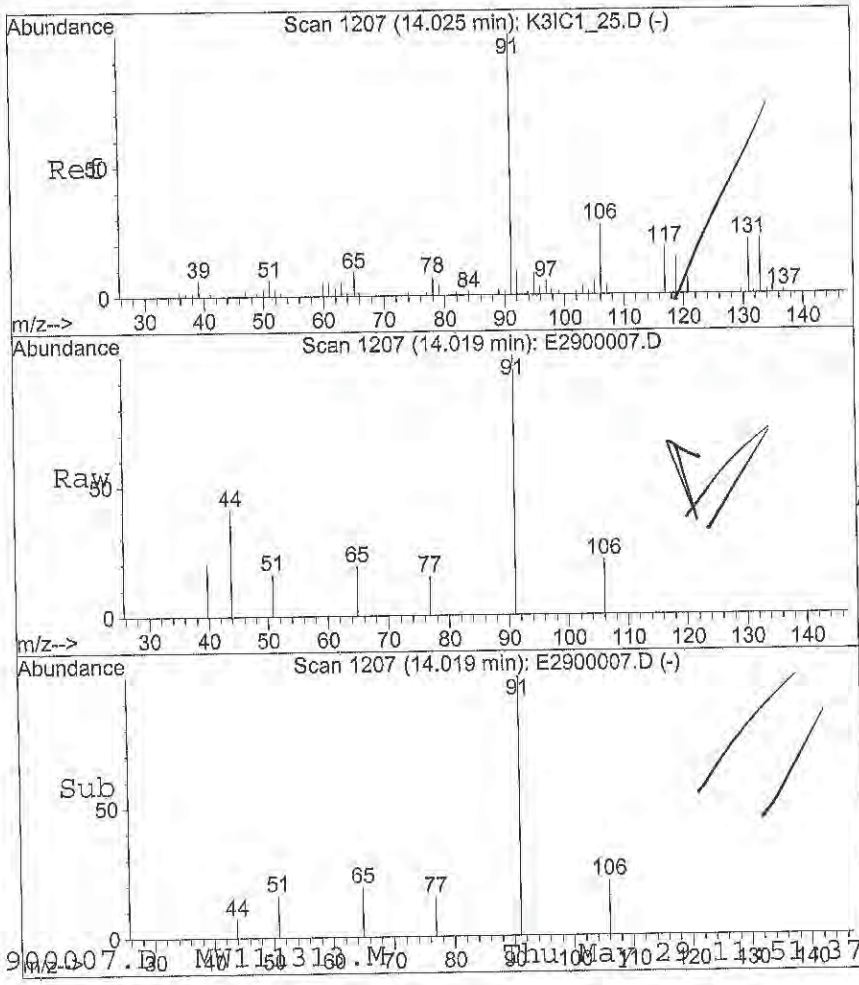

#51
Ethylbenzene
Concen: 0.54 ug/L
RT: 14.02 min Scan# 1207
Delta R.T. -0.01 min
Lab File: E2900007.D
Acq: 29 May 2014 11:13 am

Tgt Ion: 91 Resp: 10427

Ion	Ratio	Lower	Upper
91	100		
106	19.4	23.5	35.3#

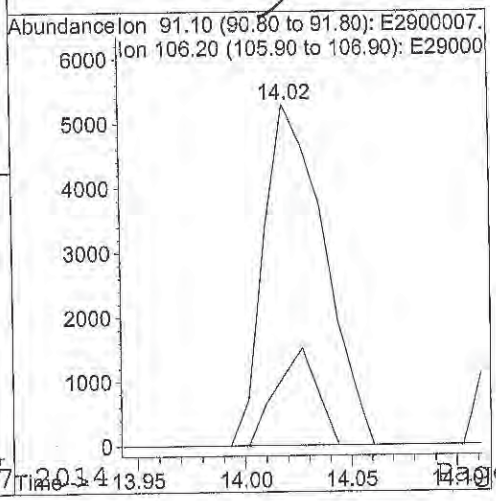

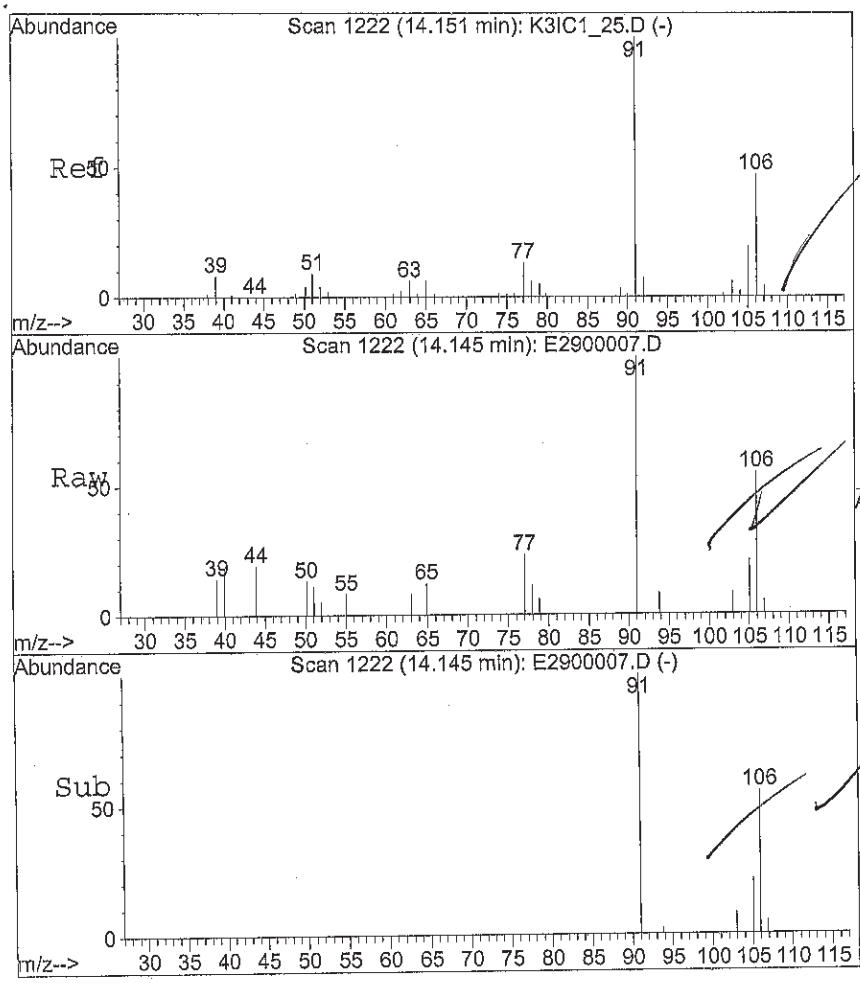

#52
m,p-Xylenes
Concen: 1.53 ug/L
RT: 14.15 min Scan# 1222
Delta R.T. -0.01 min
Lab File: E2900007.D
Acq: 29 May 2014 11:13 am

Tgt Ion:106 Resp: 10538

Ion	Ratio	Lower	Upper
106	100		
91	225.7	177.1	265.7

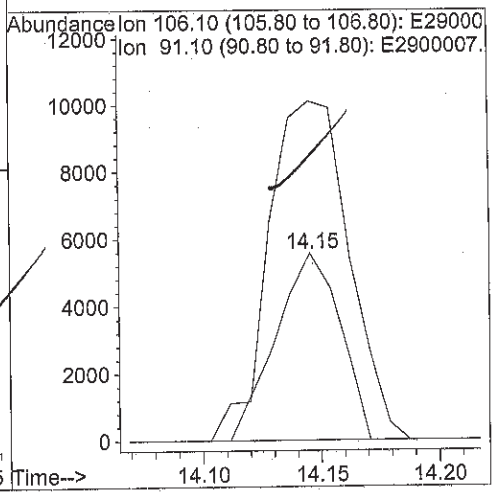

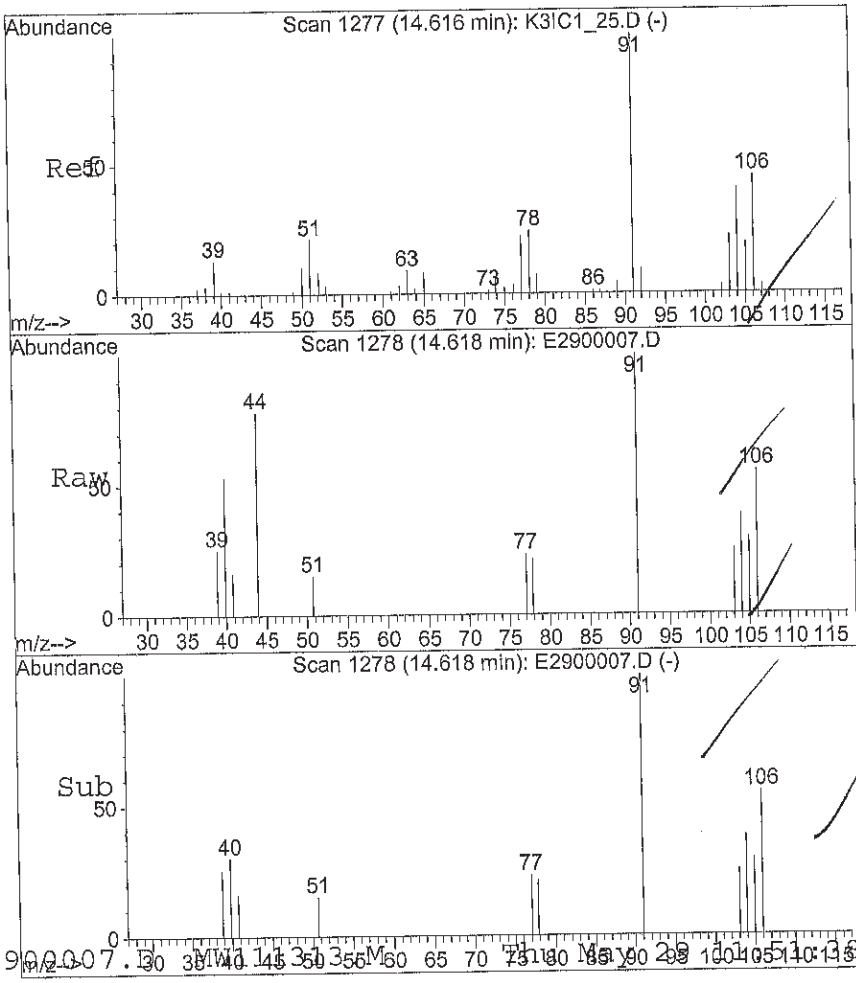

#53
o-Xylene
Concen: 0.50 ug/L
RT: 14.62 min Scan# 1278
Delta R.T. 0.00 min
Lab File: E2900007.D
Acq: 29 May 2014 11:13 am

Tgt Ion:106 Resp: 3375

Ion	Ratio	Lower	Upper
106	100		
91	258.4	179.0	268.6

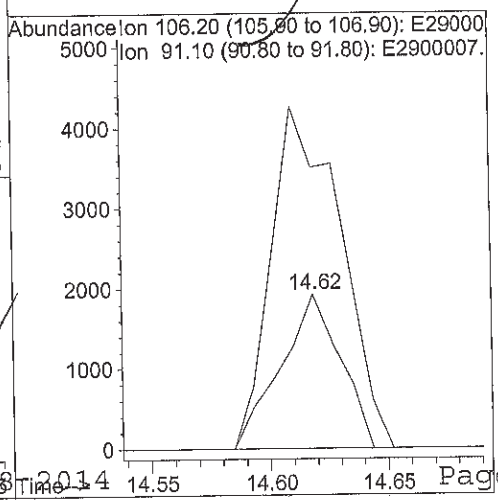

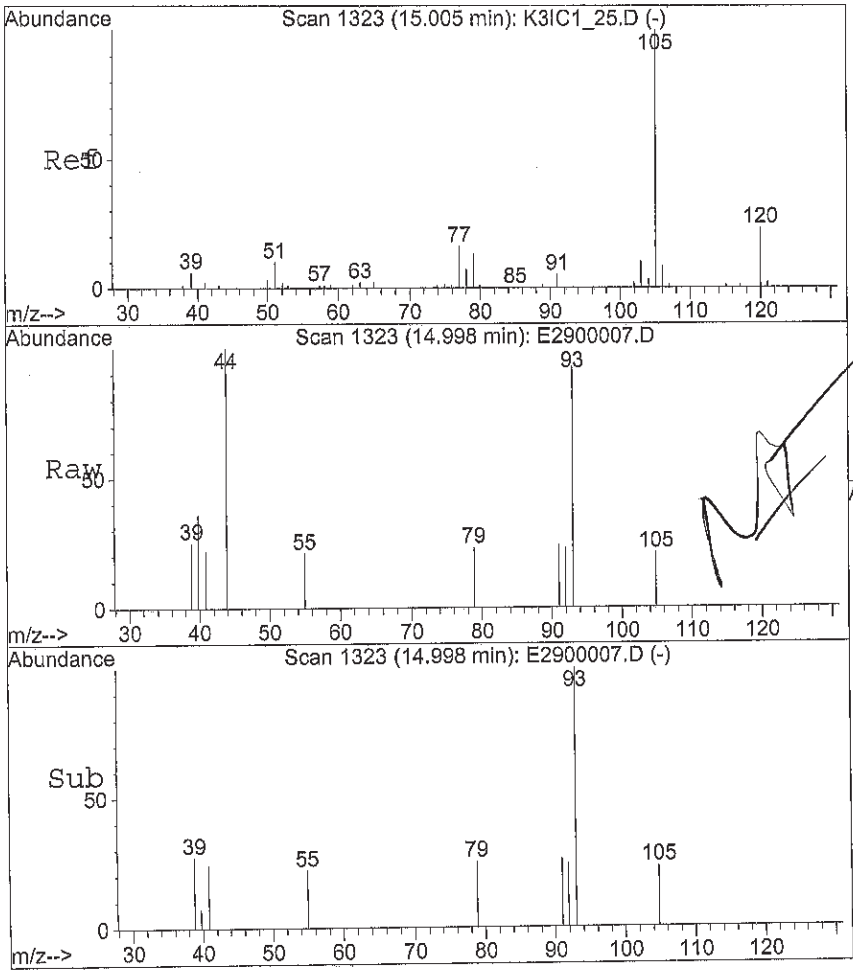

#56
Isopropylbenzene
Concen: 0.02 ug/L
RT: 15.00 min Scan# 1323
Delta R.T. -0.01 min
Lab File: E2900007.D
Acq: 29 May 2014 11:13 am

Tgt Ion:105 Resp: 329

Ion	Ratio	Lower	Upper
105	100		
120	0.0	19.3	28.9#
77	357.8	13.1	19.7#

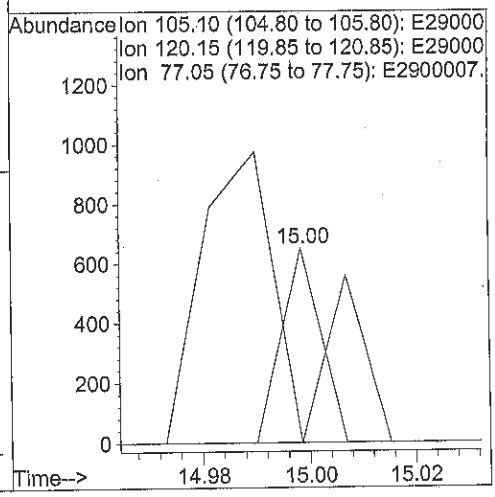

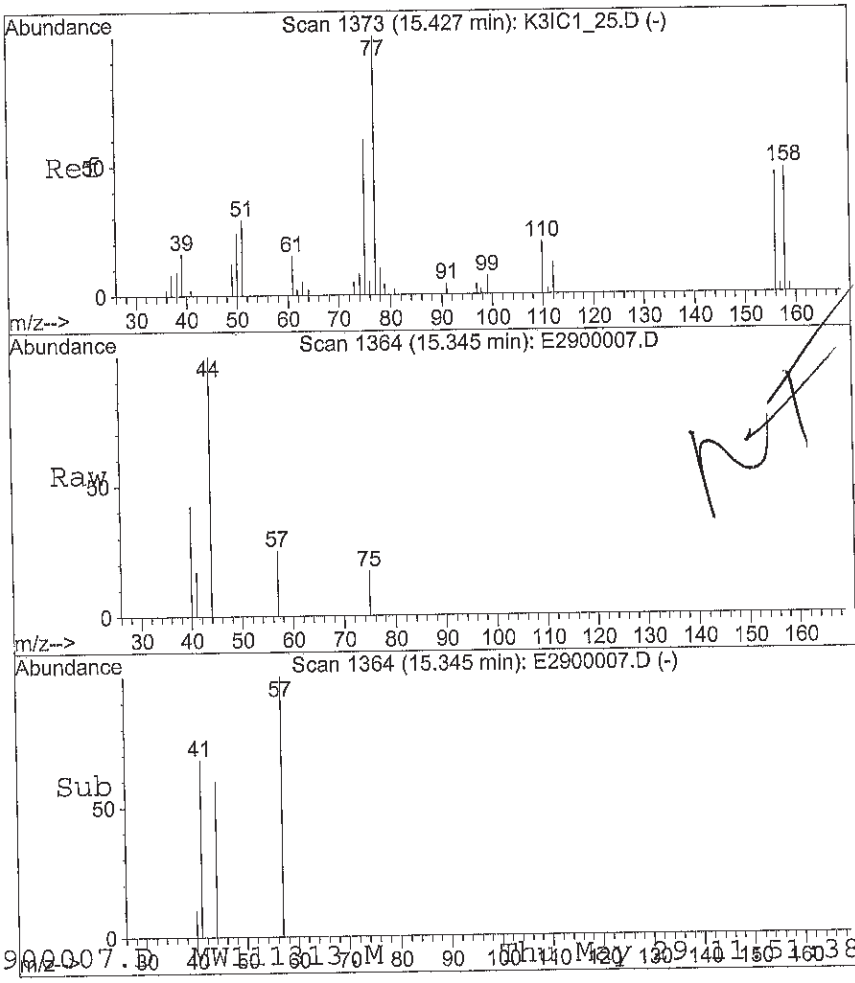

#57
1,2,3-Trichloropropane
Concen: 0.05 ug/L
RT: 15.34 min Scan# 1364
Delta R.T. -0.08 min
Lab File: E2900007.D
Acq: 29 May 2014 11:13 am

Tgt Ion: 75 Resp: 275

Ion	Ratio	Lower	Upper
75	100		
77	0.0	31.2	46.8#

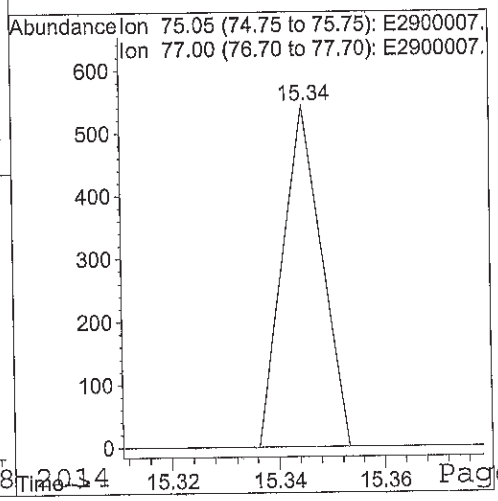

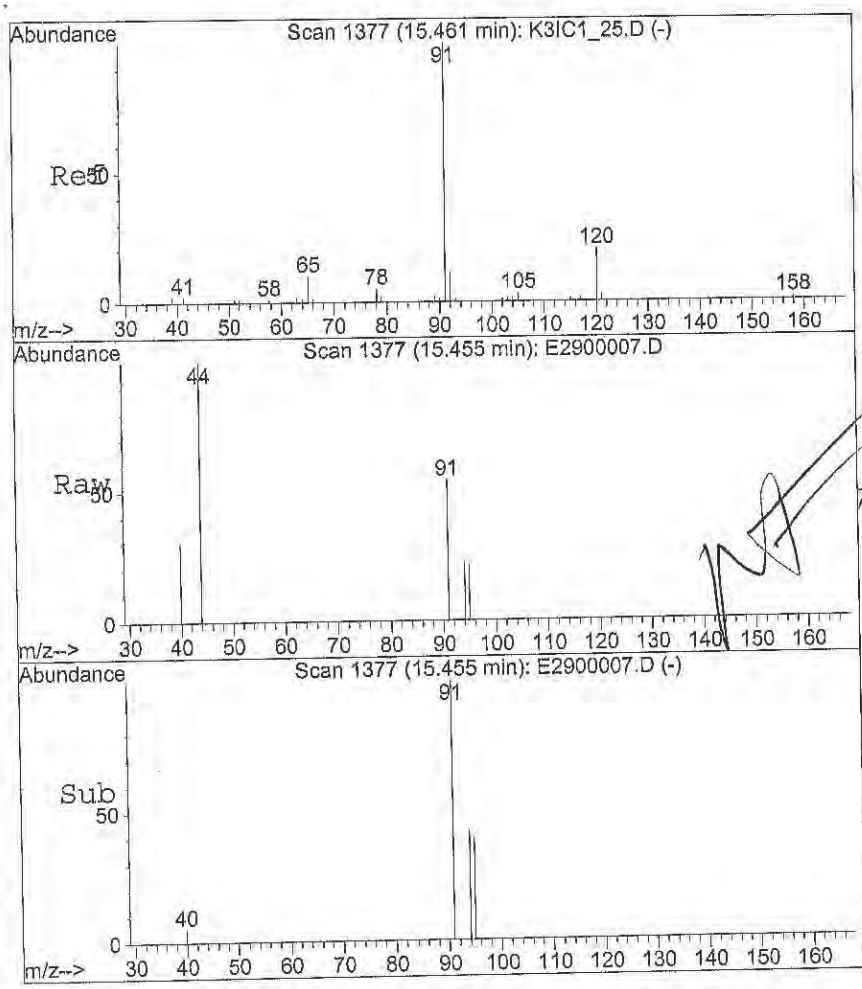

#62
n-Propylbenzene
Concen: 0.07 ug/L
RT: 15.45 min Scan# 1377
Delta R.T. -0.01 min
Lab File: E2900007.D
Acq: 29 May 2014 11:13 am

Tgt Ion: 91 Resp: 2023

Ion	Ratio	Lower	Upper
91	100		
120	0.0	16.1	24.1#

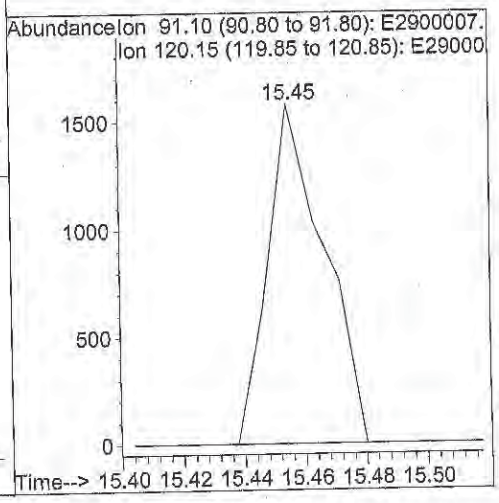

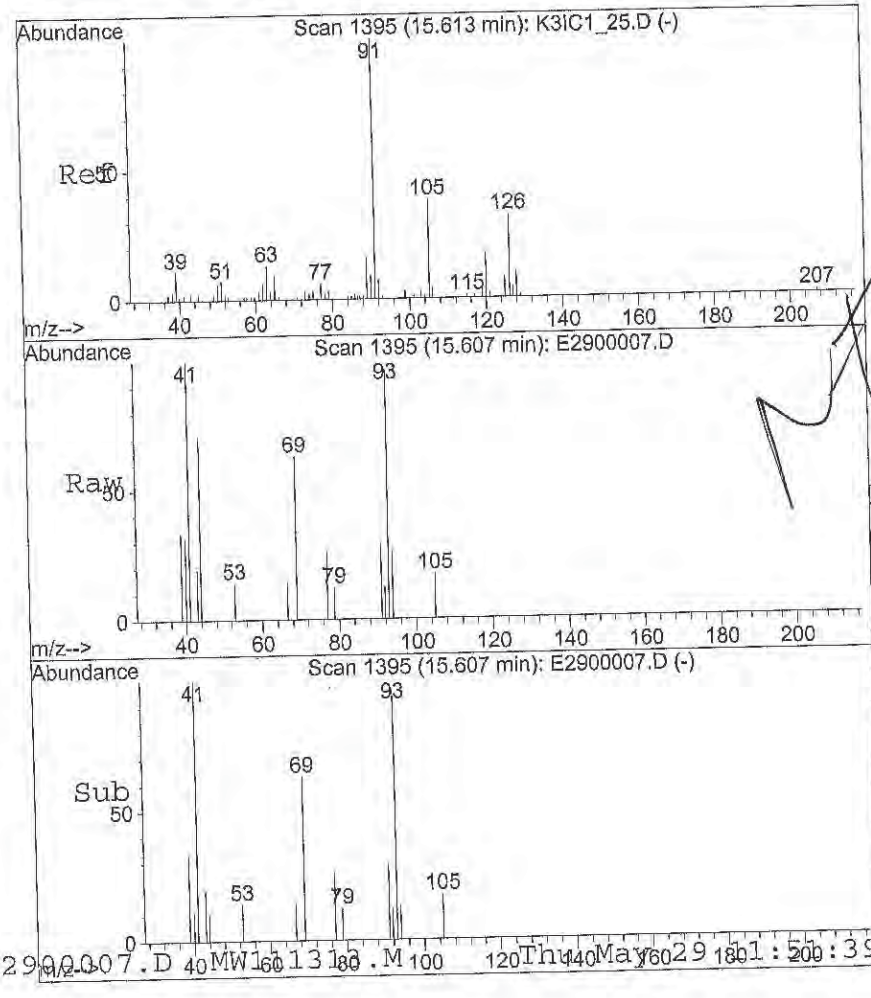

#63
2-Chlorotoluene
Concen: 0.08 ug/L
RT: 15.61 min Scan# 1395
Delta R.T. -0.01 min
Lab File: E2900007.D
Acq: 29 May 2014 11:13 am

Tgt Ion: 91 Resp: 1425

Ion	Ratio	Lower	Upper
91	100		
126	0.0	24.0	36.0#

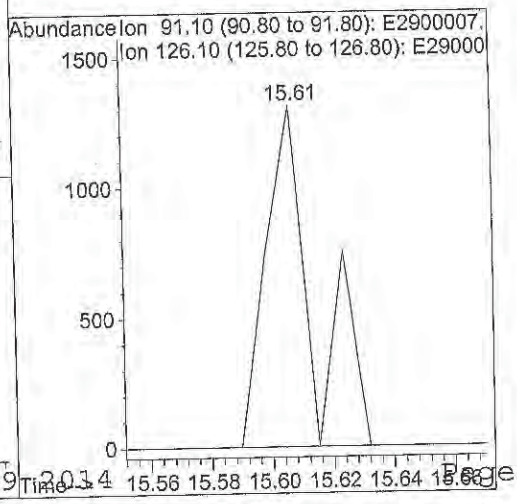

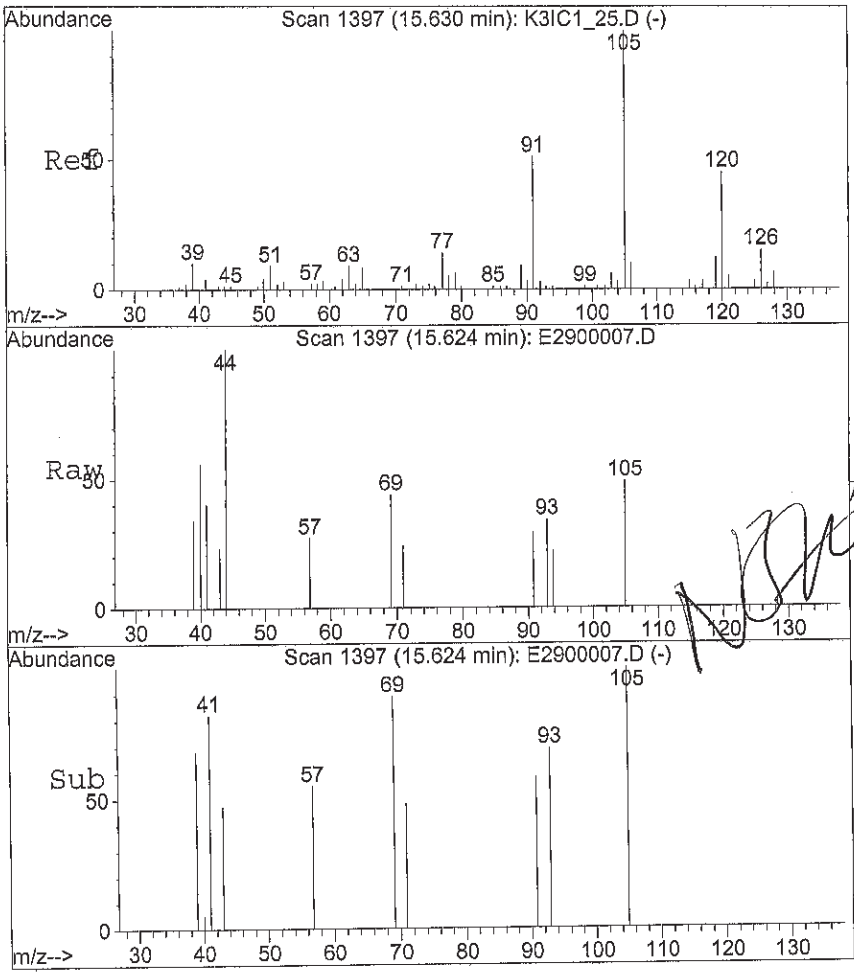

#64
1,3,5-Trimethylbenzene
Concen: 0.12 ug/L
RT: 15.62 min Scan# 1397
Delta R.T. -0.01 min
Lab File: E2900007.D
Acq: 29 May 2014 11:13 am

Tgt Ion:105 Resp: 2072

Ion	Ratio	Lower	Upper
105	100		
120	0.0	36.4	54.6#

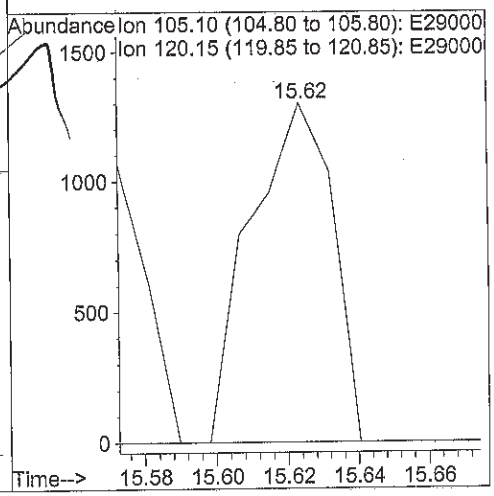

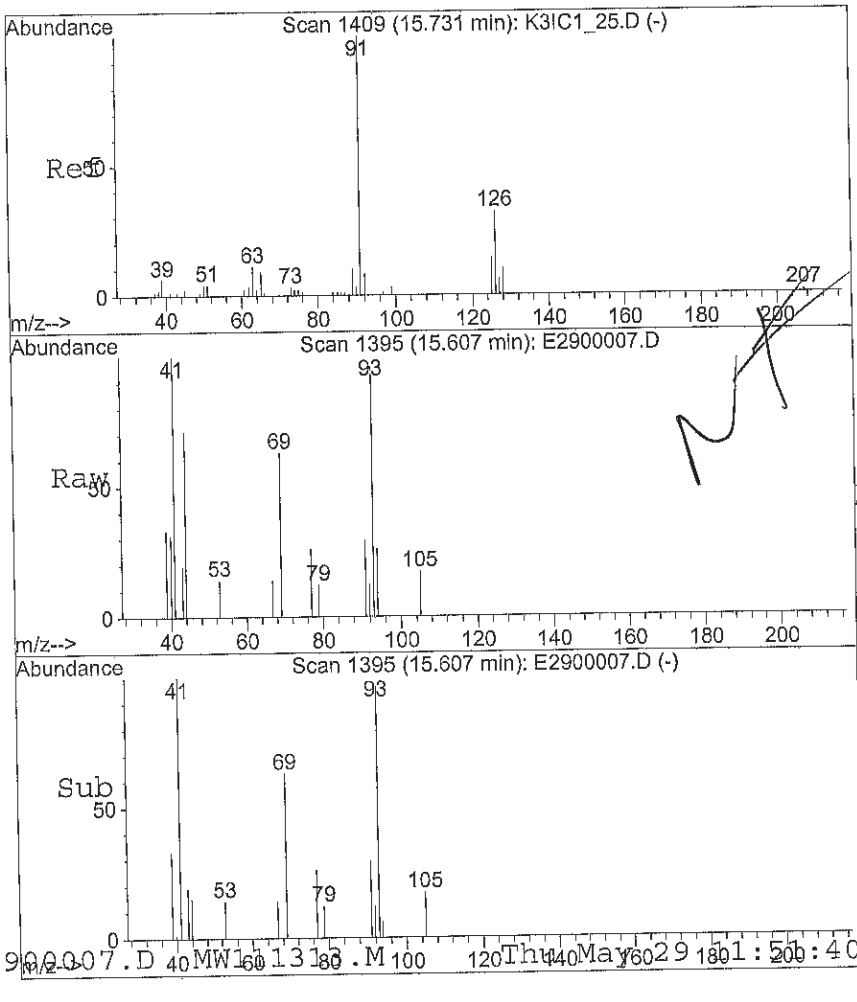

#65
4-Chlorotoluene
Concen: 0.09 ug/L
RT: 15.61 min Scan# 1395
Delta R.T. -0.12 min
Lab File: E2900007.D
Acq: 29 May 2014 11:13 am

Tgt Ion: 91 Resp: 1425

Ion	Ratio	Lower	Upper
91	100		
126	0.0	24.6	36.8#

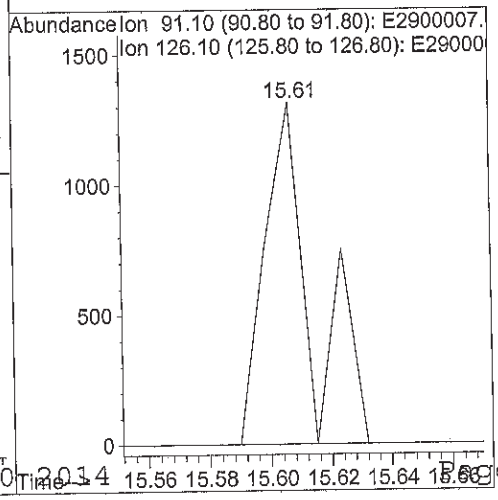

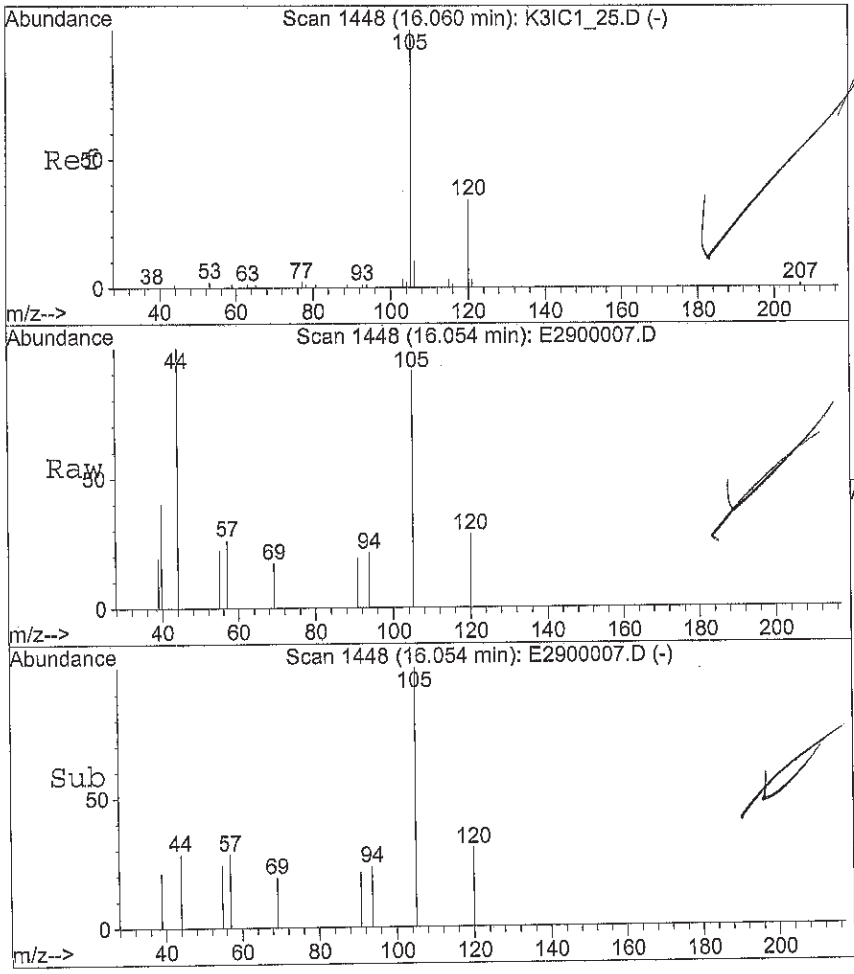

#67
1,2,4-Trimethylbenzene
Concen: 0.22 ug/L
RT: 16.05 min Scan# 1448
Delta R.T. -0.01 min
Lab File: E2900007.D
Acq: 29 May 2014 11:13 am

Tgt Ion:105 Resp: 3872

Ion	Ratio	Lower	Upper
105	100		
120	33.1	33.8	50.8#

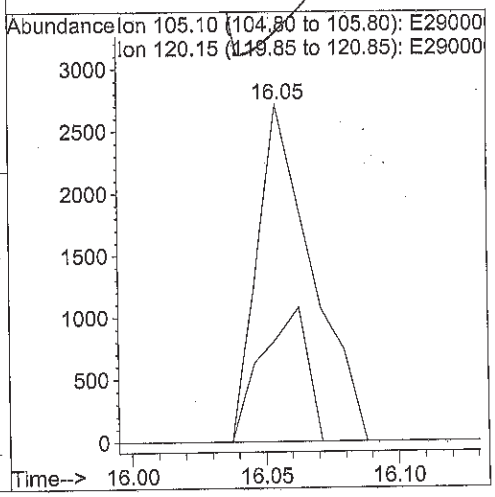

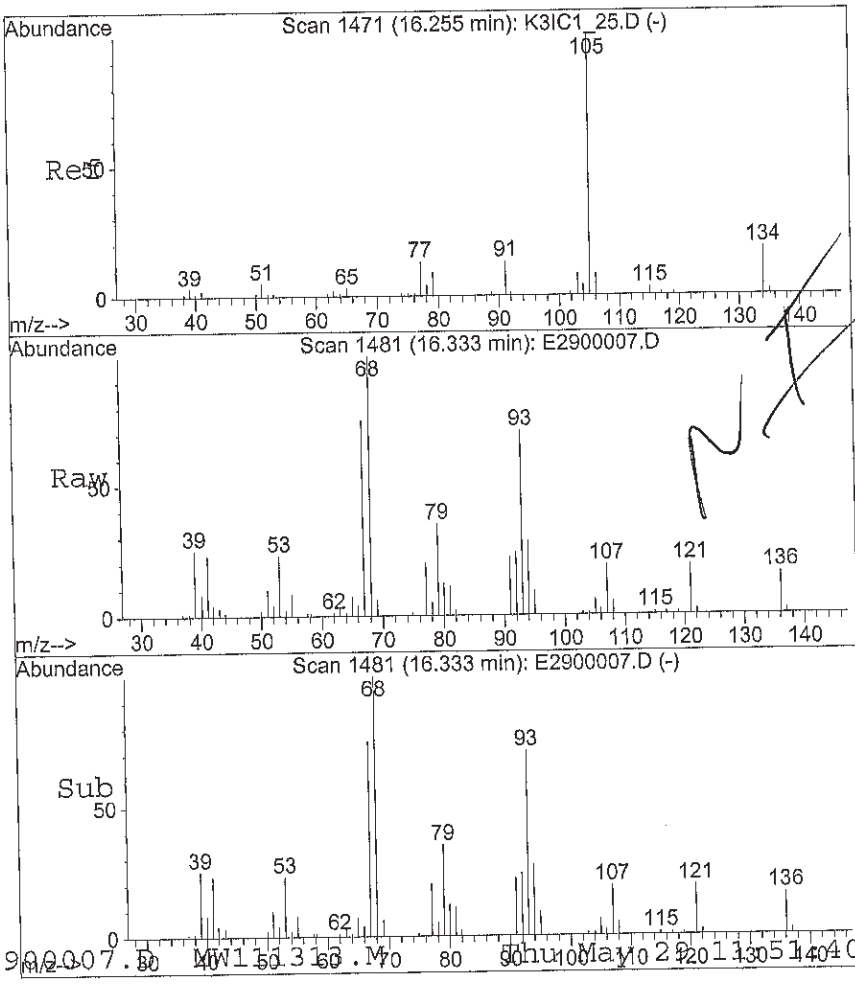

#68
sec-Butylbenzene
Concen: 0.73 ug/L
RT: 16.33 min Scan# 1481
Delta R.T. 0.08 min
Lab File: E2900007.D
Acq: 29 May 2014 11:13 am

Tgt Ion:105 Resp: 16654

Ion	Ratio	Lower	Upper
105	100		
134	0.0	13.0	19.6#

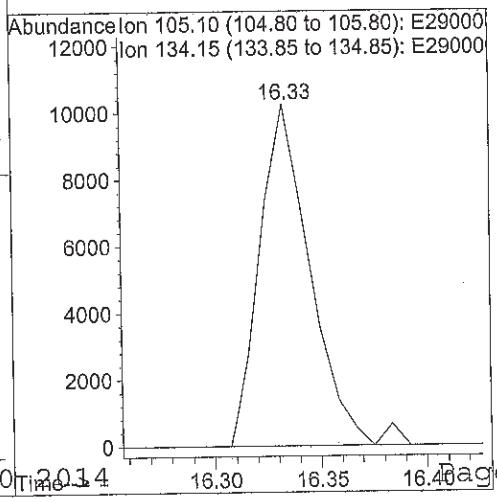

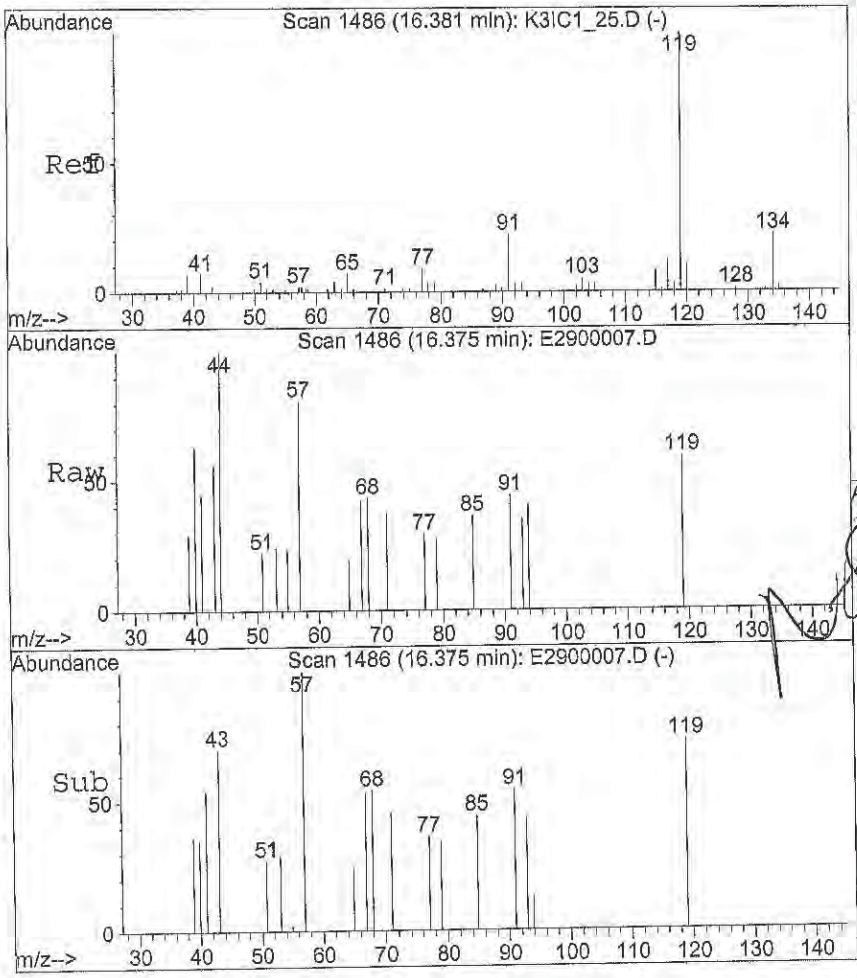

#69
p-Isopropyltoluene
Concen: 0.12 ug/L
RT: 16.38 min Scan# 1486
Delta R.T. -0.01 min
Lab File: E2900007.D
Acq: 29 May 2014 11:13 am

Tgt Ion:119 Resp: 2184

Ion	Ratio	Lower	Upper
119	100		
134	15.0	17.4	26.2#
91	0.0	19.6	29.4#

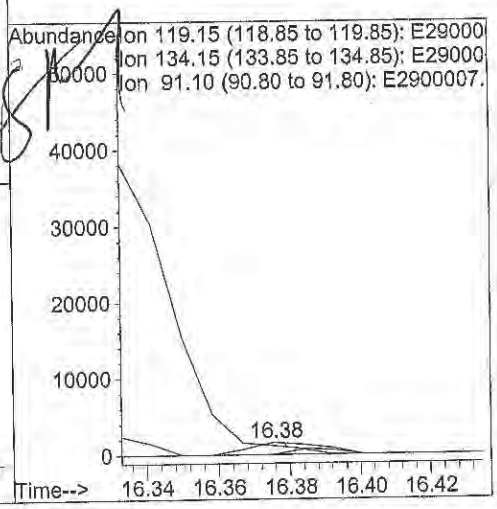

Quantitation Report (Not Reviewed)

Data File : C:\HPCHEM\1\DATA\052914L3\E2900007.D Vial: 6
Acq On : 29 May 2014 11:13 am Operator: DN
Sample : 3E42901-06 Inst : GC/MS Ins
Misc : 100cc SVL-526-SA5D-SV-7.5-8.5 Multiplr: 10.00
MS Integration Params: rteint.p
Quant Time: May 29 11:52 19114 Quant Results File: SS072713.RES

Quant Method : C:\HPCHEM\1\METHODS\SS072713.M (RTE Integrator)
Title : 8260B GC/MS #3 ICAL SSSF 07/27/13 DN
Last Update : Mon Nov 18 10:31:39 2013
Response via : Initial Calibration
DataAcq Meth : MW111313

Internal Standards	R.T.	QIon	Response	Conc	Units	Dev(Min)
1) Fluorobenzene (IS)	10.29	96	1551642	12.50	ug/L	-0.03
7) Chlorobenzene-d5 (IS)	13.92	117	1247708	12.50	ug/L	-0.01
10) 1,4-Dichlorobenzene-d4 (IS	16.51	152	679192	12.50	ug/L	0.00
System Monitoring Compounds						
2) Dibromofluoromethane (SU1)	9.42	113	437808	10.85	ug/L	-0.01
Spiked Amount 12.500	Range 75 - 125		Recovery = 86.80%			
3) Chloroform-d (SU6)	9.18	84	704166	12.16	ug/L	-0.01
Spiked Amount 12.500	Range 70 - 140		Recovery = 97.28%			
4) Methylene Chloride-d2 (SU5	7.06	86	389124	11.50	ug/L	-0.02
Spiked Amount 12.500	Range 70 - 140		Recovery = 92.00%			
5) 1,2-Dichloroethane-d4 (SU2	9.90	65	431713	15.65	ug/L	0.00
Spiked Amount 12.500	Range 75 - 125		Recovery = 125.20%#			
6) Benzene-d6 (SU7)	9.92	84	1407871	11.56	ug/L	-0.03
Spiked Amount 12.500	Range 70 - 140		Recovery = 92.48%			
8) Toluene-d8 (SU3)	12.20	98	1362829	11.51	ug/L	-0.02
Spiked Amount 12.500	Range 75 - 125		Recovery = 92.08%			
9) 4-Bromofluorobenzene (SU4)	15.23	95	709659	14.52	ug/L	0.00
Spiked Amount 12.500	Range 75 - 125		Recovery = 116.16%			

Target Compounds Qvalue

(#) = qualifier out of range (m) = manual integration

Quantitation Report

Data File : C:\HPCHEM\1\DATA\052914L3\E2900007.D Vial: 6
Acq On : 29 May 2014 11:13 am Operator: DN
Sample : 3E42901-06 Inst : GC/MS Ins
Misc : 100cc SVL-526-SA5D-SV-7.5-8.5 Multiplr: 10.00
MS Integration Params: rteint.p
Quant Time: May 29 11:52 19114 Quant Results File: SS072713.RES

Method : C:\HPCHEM\1\METHODS\SS072713.M (RTE Integrator)
Title : 8260B GC/MS #3 ICAL SSSF 07/27/13 DN
Last Update : Mon Nov 18 10:31:39 2013
Response via : Initial Calibration



Quantitation Report (Not Reviewed)

Data File : C:\HPCHEM\1\DATA\052914L3\E2900008.D Vial: 7
Acq On : 29 May 2014 11:42 am Operator: DN
Sample : 3E42901-07 Inst : GC/MS Ins
Misc : 100cc SVL-530-SA5D-SV-5.0-6.0 Multiplr: 10.00
MS Integration Params: rteint.p
Quant Time: May 29 12:04 19114 Quant Results File: MW111313.RES

Quant Method : C:\HPCHEM\1\METHODS\MW111313.M (RTE Integrator)
Title : 8260B GC/MS #3 ICAL 11/13/13 DN
Last Update : Wed Nov 13 19:38:32 2013
Response via : Initial Calibration
DataAcq Meth : MW111313

Internal Standards	R.T.	QIon	Response	Conc	Units	Dev(Min)
1) Fluorobenzene (IS)	10.29	96	1603103	12.50	ug/L	0.00
38) Chlorobenzene-d5 (IS)	13.92	117	1279952	12.50	ug/L	0.00
59) 1,4-Dichlorobenzene-d4 (IS	16.51	152	698801	12.50	ug/L	0.00
System Monitoring Compounds						
2) Dibromofluoromethane (SU1)	9.42	113	442263	11.06	ug/L	0.00
Spiked Amount 12.500	Range 75 - 125		Recovery = 88.48%			
28) 1,2-Dichloroethane-d4 (SU2	9.90	65	431768	11.36	ug/L	0.00
Spiked Amount 12.500	Range 75 - 125		Recovery = 90.88%			
39) Toluene-d8 (SU3)	12.20	98	1402626	11.75	ug/L	0.00
Spiked Amount 12.500	Range 75 - 125		Recovery = 94.00%			
58) 4-Bromofluorobenzene (SU4)	15.23	95	702303	13.42	ug/L	0.00
Spiked Amount 12.500	Range 75 - 125		Recovery = 107.36%			
Target Compounds						Qvalue
4) Chloromethane	4.40	50	2526	-0.28	ug/L #	41
6) Bromomethane	5.09	96	333	-1.59	ug/L #	1
7) Chloroethane	5.20	64	1371	1.71	ug/L	93
11) Acetone	6.47	58	2322	180.01	ug/L #	47
12) (IPA) Leak Check Compound	6.46	45	259542	1347.32	ug/L m	83
13) Carbon disulfide	6.82	76	339	0.03	ug/L #	76
14) Methylene Chloride	7.05	84	6217	1.41	ug/L #	1
15) (TBA) tert-Butanol	7.13	59	970	3.55	ug/L #	77
20) 2,2-Dichloropropane	8.90	77	269	0.04	ug/L # m	36
22) (DIPE) Diisopropyl Ether	8.01	45	301	0.02	ug/L #	48
24) Chloroform	9.20	83	2201	0.26	ug/L #	18
31) Benzene	9.97	78	392	0.03	ug/L #	57
32) 1,2-Dichloroethane	9.92	62	6837	1.28	ug/L #	1
40) (MIBK) 4-Methyl-2-Pentanon	12.20	43	7219	2.83	ug/L #	100
41) Toluene	12.29	91	2908	0.17	ug/L # 0.0034	55
46) 2-Hexanone	12.81	43	317	0.11	ug/L #	37
51) Ethylbenzene	14.15	91	2819	0.14	ug/L	99
52) m,p-Xylenes	14.15	106	815	0.12	ug/L # 0.0024	23
54) Styrene	14.64	104	1516	-0.72	ug/L # m	52
56) Isopropylbenzene	15.24	105	817	0.04	ug/L #	1
62) n-Propylbenzene	15.60	91	262	0.01	ug/L #	56
63) 2-Chlorotoluene	15.60	91	262	0.02	ug/L #	45

(#) = qualifier out of range (m) = manual integration

Quantitation Report (Not Reviewed)

Data File : C:\HPCHEM\1\DATA\052914L3\E2900008.D Vial: 7
Acq On : 29 May 2014 11:42 am Operator: DN
Sample : 3E42901-07 Inst : GC/MS Ins
Misc : 100cc SVL-530-SA5D-SV-5.0-6.0 Multiplr: 10.00
MS Integration Params: rteint.p
Quant Time: May 29 12:04 19114 Quant Results File: MW111313.RES

Quant Method : C:\HPCHEM\1\METHODS\MW111313.M (RTE Integrator)
Title : 8260B GC/MS #3 ICAL 11/13/13 DN
Last Update : Wed Nov 13 19:38:32 2013
Response via : Initial Calibration
DataAcq Meth : MW111313

Compound	R.T.	QIon	Response	Conc	Unit	Qvalue
65) 4-Chlorotoluene	15.60	91	262	0.02	~~ug/L~~ #	44
67) 1,2,4-Trimethylbenzene	16.06	105	343	0.02	~~ug/L~~ #	33
68) sec-Butylbenzene	16.33	105	10905	0.46	~~ug/L~~ #	62
69) p-Isopropyltoluene	16.38	119	2011	0.11	ug/L #	52

(#) = qualifier out of range (m) = manual integration

Data File : C:\HPCHEM\1\DATA\052914L3\E2900008.D Vial: 7
Acq On : 29 May 2014 11:42 am Operator: DN
Sample : 3E42901-07 Inst : GC/MS Ins
Misc : 100cc SVL-530-SA5D-SV-5.0-6.0 Multiplr: 10.00
MS Integration Params: rteint.p
Quant Time: May 29 12:04 19114 Quant Results File: MW111313.RES

Method : C:\HPCHEM\1\METHODS\MW111313.M (RTE Integrator)
Title : 8260B GC/MS #3 ICAL 11/13/13 DN
Last Update : Wed Nov 13 19:38:32 2013
Response via : Initial Calibration



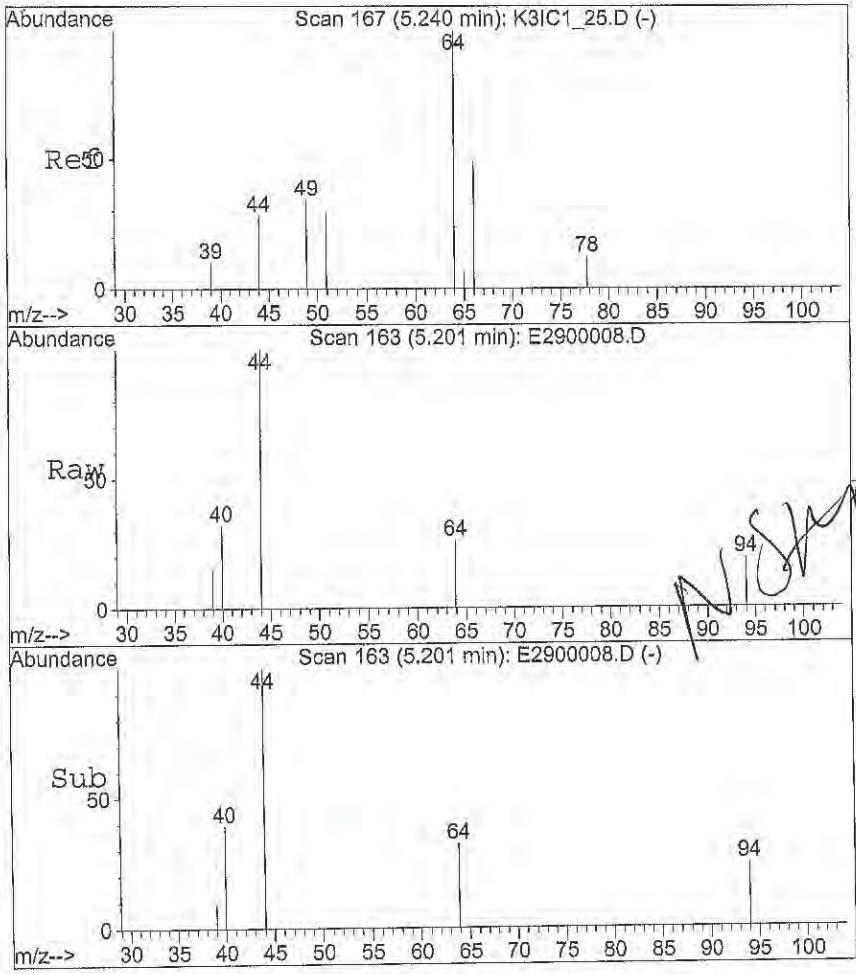

#7
Chloroethane
Concen: 1.71 ug/L
RT: 5.20 min Scan# 163
Delta R.T. -0.04 min
Lab File: E2900008.D
Acq: 29 May 2014 11:42 am

Tgt Ion: 64 Resp: 1371

Ion	Ratio	Lower	Upper
64	100		
66	39.7	35.4	53.0

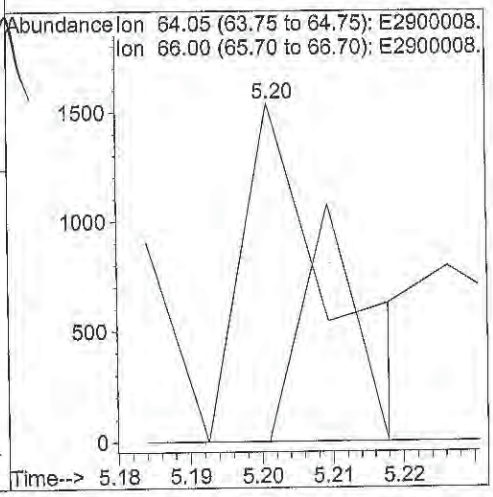

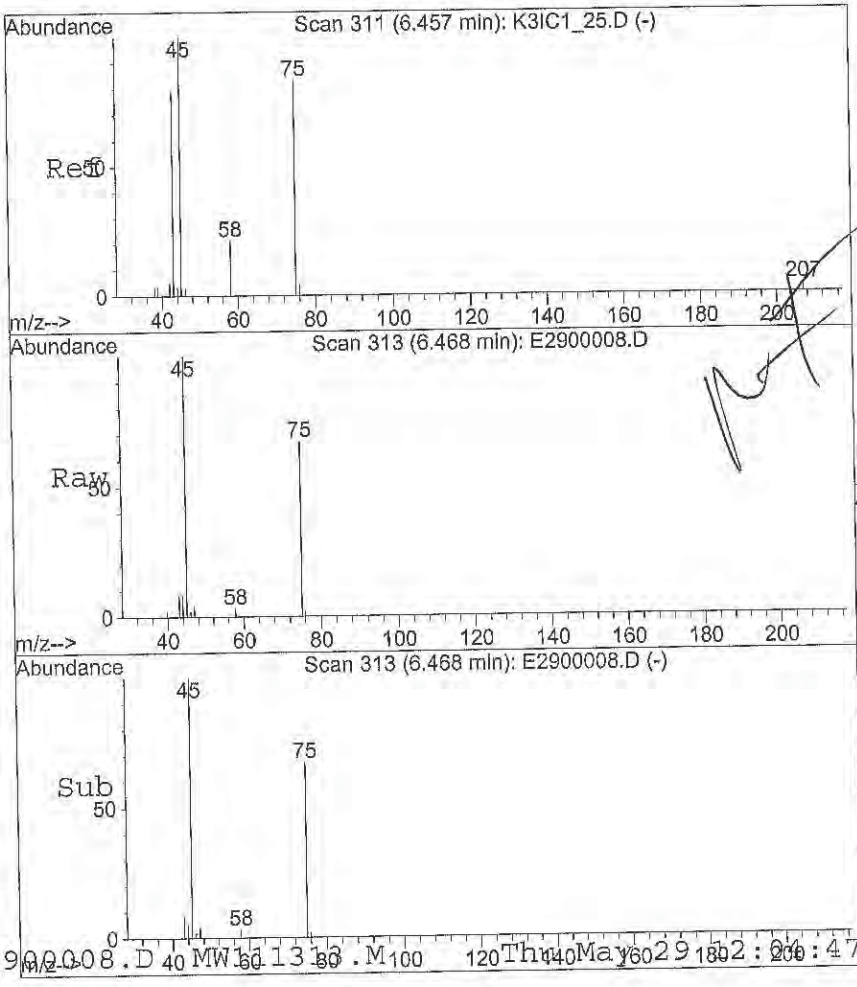

#11
Acetone
Concen: 180.01 ug/L
RT: 6.47 min Scan# 313
Delta R.T. 0.01 min
Lab File: E2900008.D
Acq: 29 May 2014 11:42 am

Tgt Ion: 58 Resp: 2322

Ion	Ratio	Lower	Upper
58	100		
43	587.3	360.9	541.3#

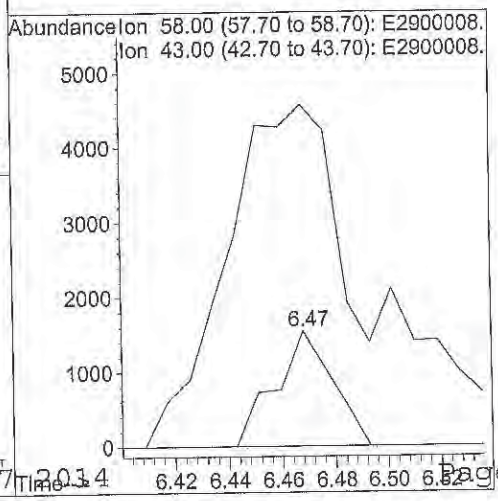

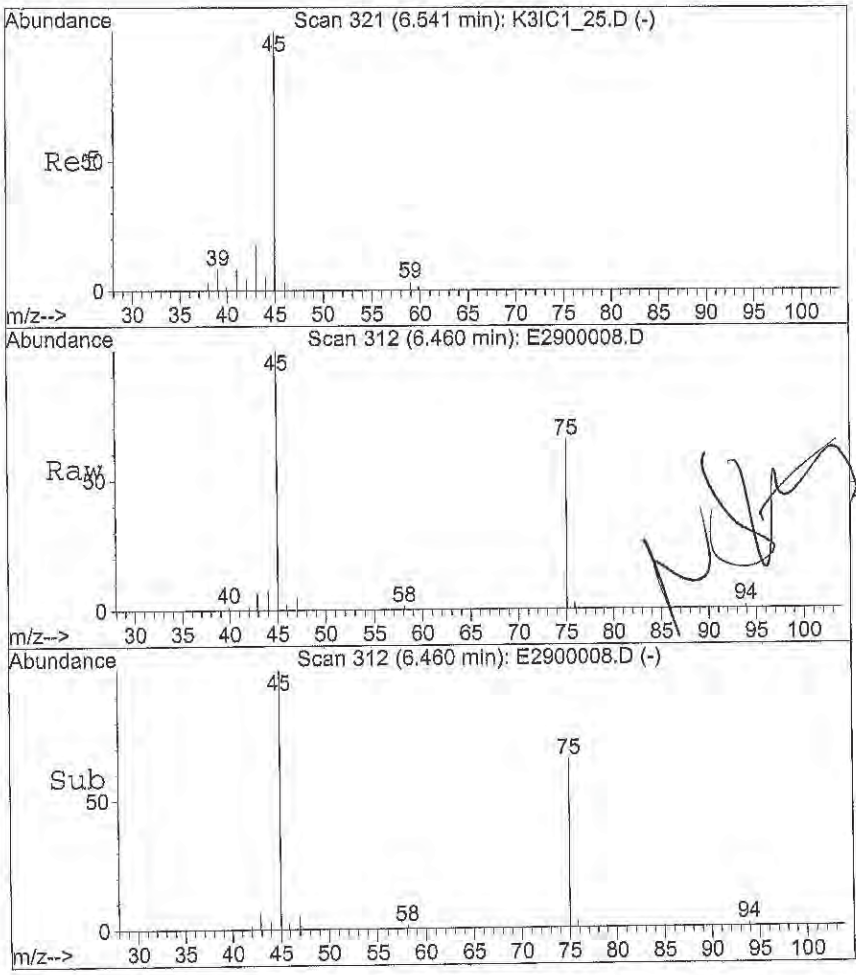

#12
(IPA) Leak Check Compound
Concen: 1347.32 ug/L
RT: 6.46 min Scan# 312
Delta R.T. -0.08 min
Lab File: E2900008.D
Acq: 29 May 2014 11:42 am

Tgt Ion: 45 Resp: 259542

Ion	Ratio	Lower	Upper
45	100		
39	0.4	4.9	7.3#

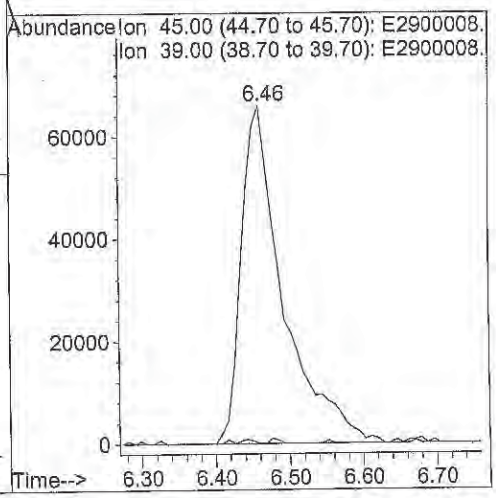

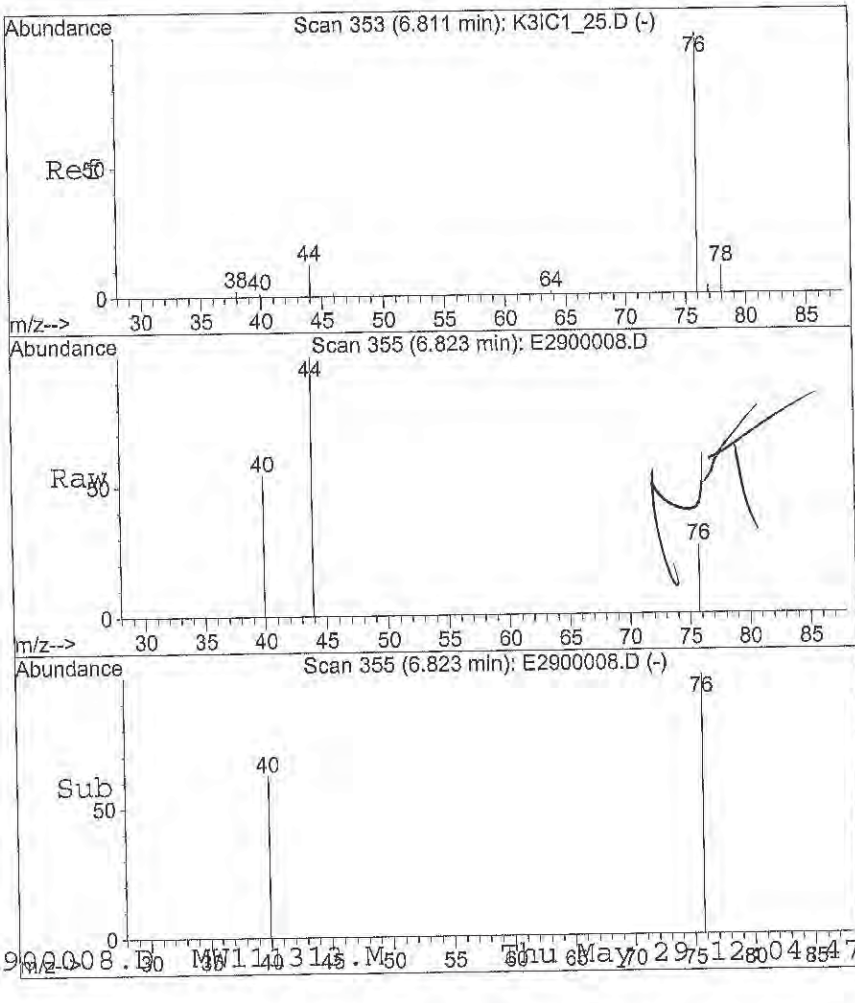

#13
Carbon disulfide
Concen: 0.03 ug/L
RT: 6.82 min Scan# 355
Delta R.T. 0.01 min
Lab File: E2900008.D
Acq: 29 May 2014 11:42 am

Tgt Ion: 76 Resp: 339

Ion	Ratio	Lower	Upper
76	100		
78	0.0	7.0	10.4#

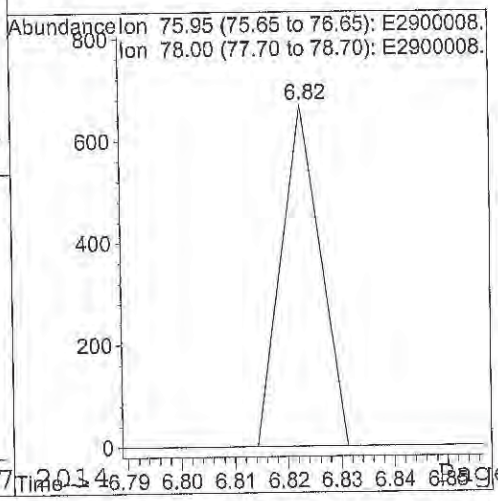

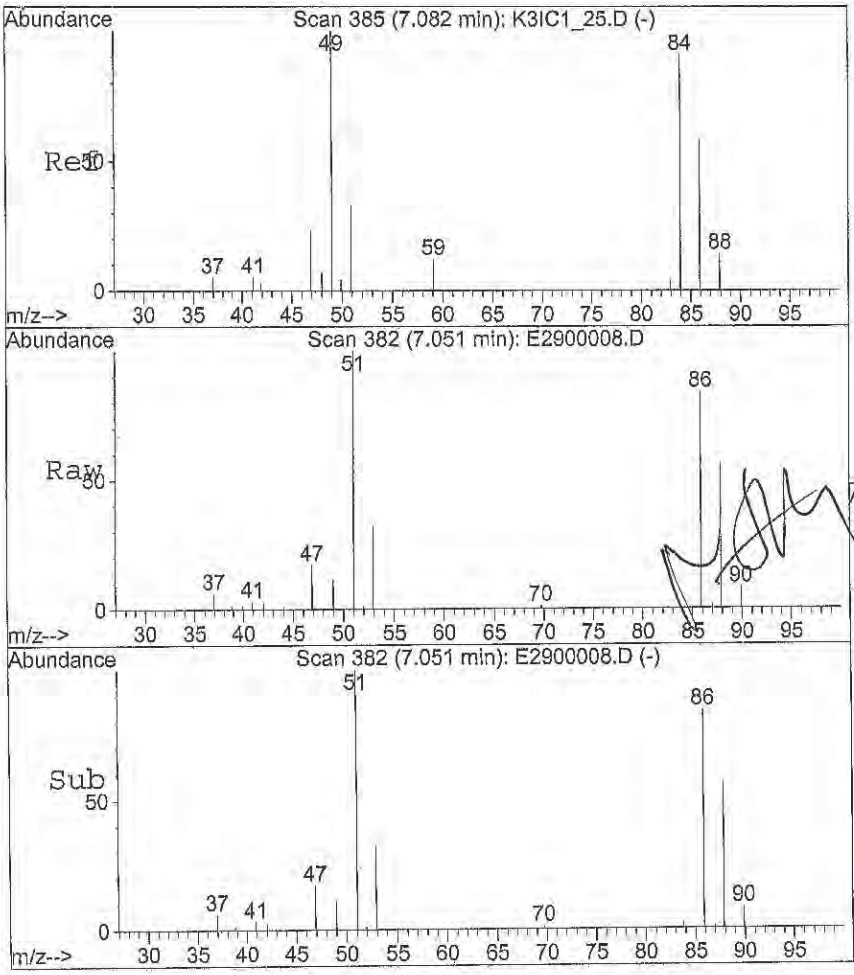

#14
Methylene Chloride
Concen: 1.41 ug/L
RT: 7.05 min Scan# 382
Delta R.T. -0.03 min
Lab File: E2900008.D
Acq: 29 May 2014 11:42 am

Tgt Ion: 84 Resp: 6217

Ion	Ratio	Lower	Upper
84	100		
49	922.7	89.8	134.6#
86	6583.7	51.1	76.7#
51	7615.3	28.5	42.7#

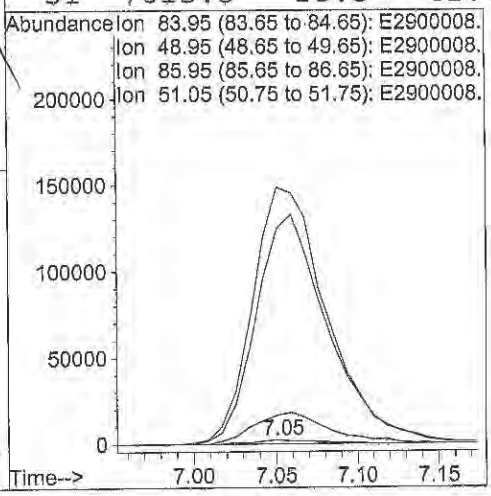

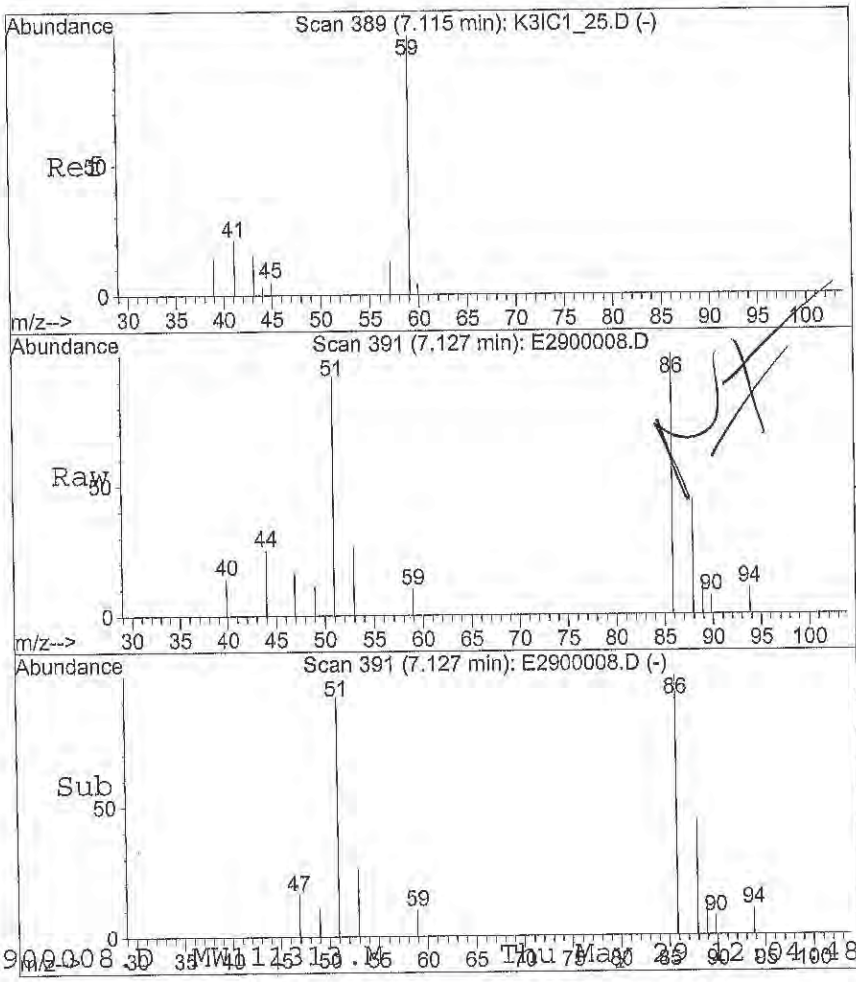

#15
(TBA) tert-Butanol
Concen: 3.55 ug/L
RT: 7.13 min Scan# 391
Delta R.T. 0.01 min
Lab File: E2900008.D
Acq: 29 May 2014 11:42 am

Tgt Ion: 59 Resp: 970

Ion	Ratio	Lower	Upper
59	100		
57	0.0	6.4	9.6#

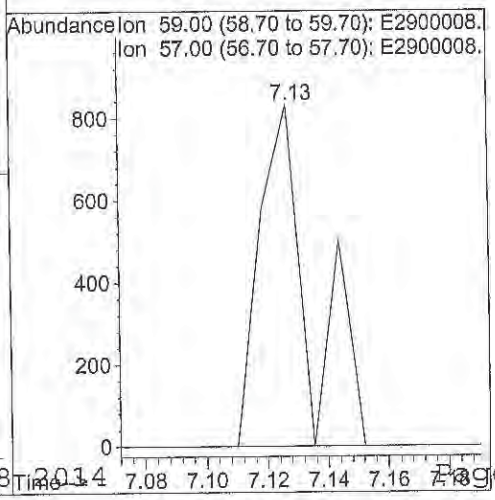

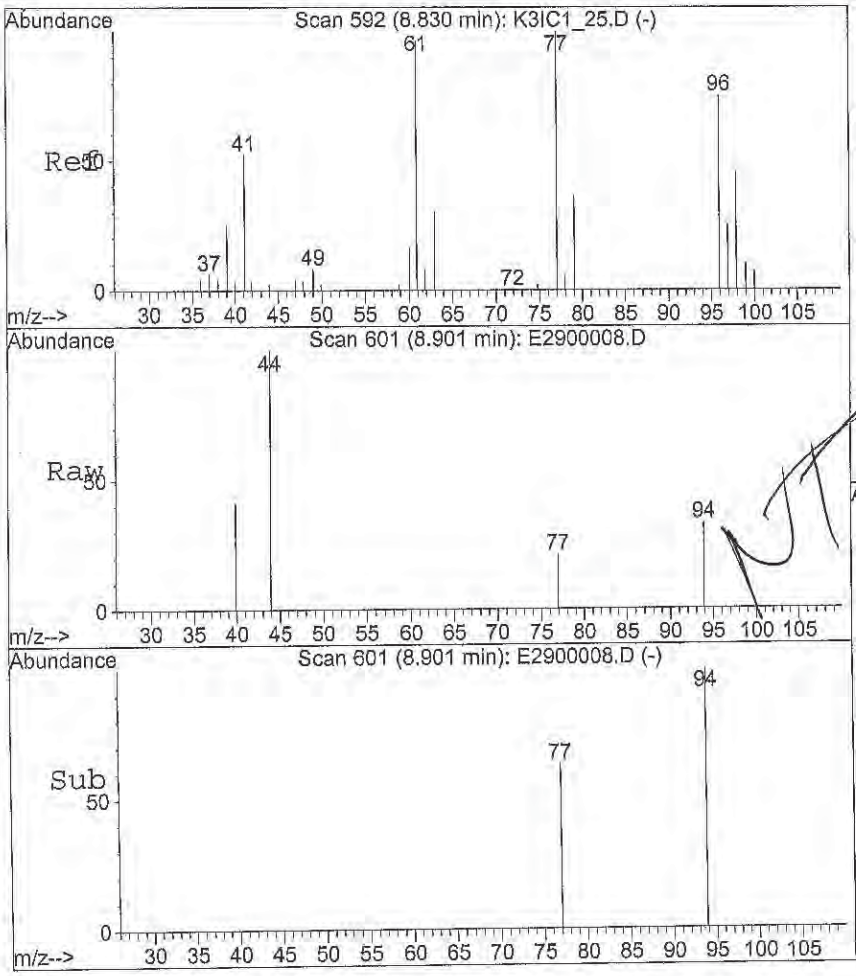

#20
2,2-Dichloropropane
Concen: 0.04 ug/L
RT: 8.90 min Scan# 601
Delta R.T. 0.07 min
Lab File: E2900008.D
Acq: 29 May 2014 11:42 am

Tgt Ion: 77 Resp: 269

Ion	Ratio	Lower	Upper
77	100		
79	0.0	26.6	40.0#
97	0.0	18.9	28.3#
41	0.0	42.6	64.0#

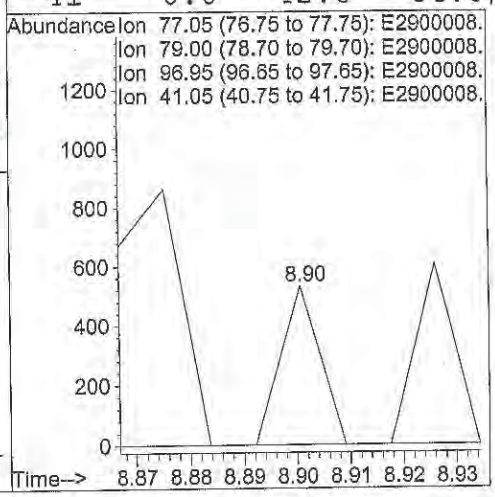

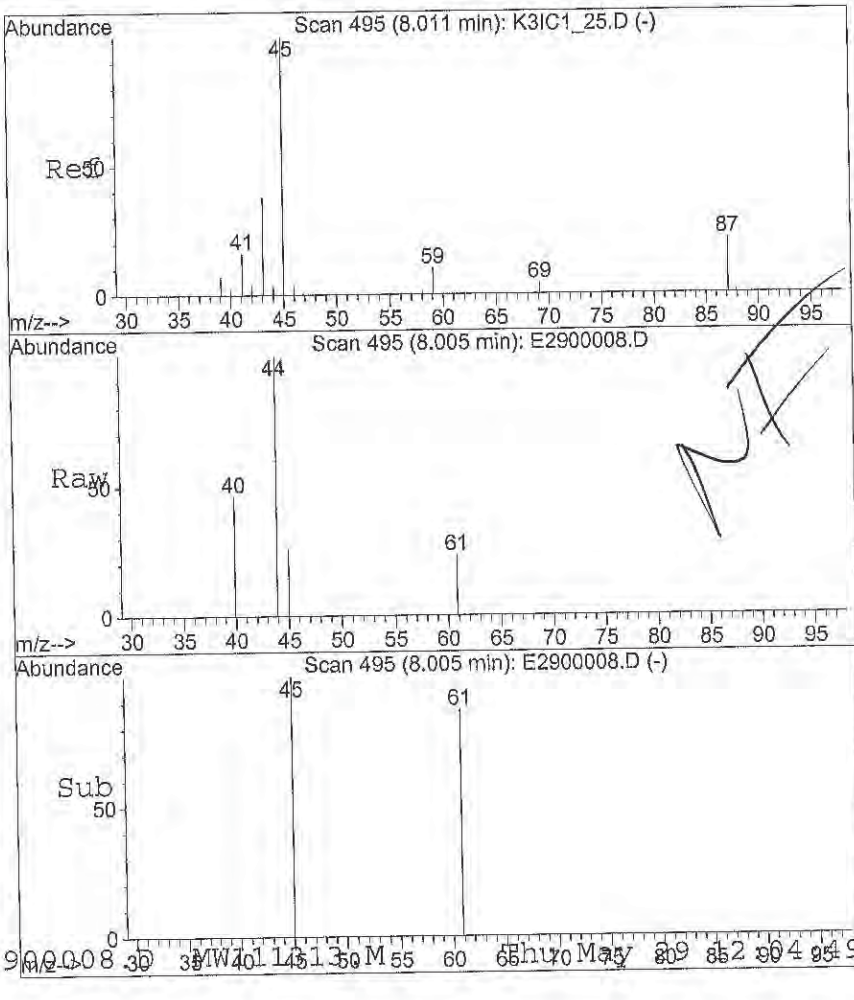

#22
(DIPE) Diisopropyl Ether
Concen: 0.02 ug/L
RT: 8.01 min Scan# 495
Delta R.T. -0.01 min
Lab File: E2900008.D
Acq: 29 May 2014 11:42 am

Tgt Ion: 45 Resp: 301

Ion	Ratio	Lower	Upper
45	100		
87	0.0	17.0	25.6#
43	0.0	30.5	45.7#
59	0.0	7.4	11.2#

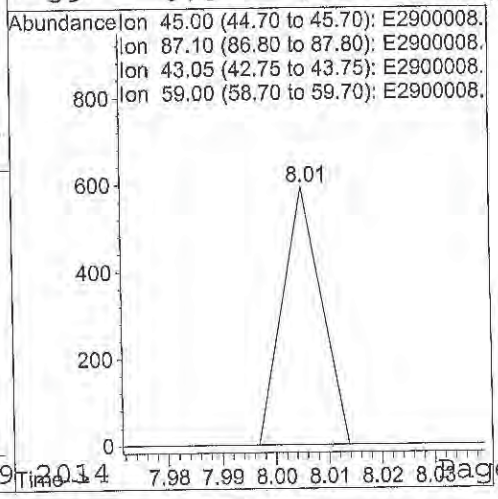

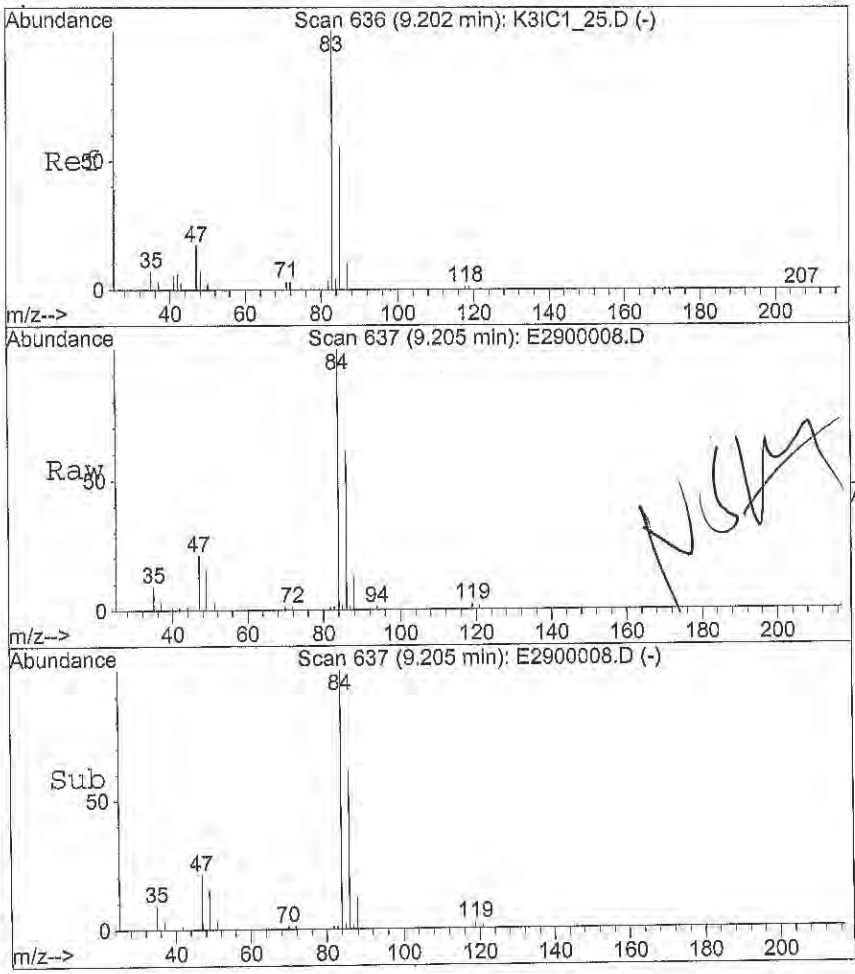

#24
Chloroform
Concen: 0.26 ug/L
RT: 9.20 min Scan# 637
Delta R.T. 0.00 min
Lab File: E2900008.D
Acq: 29 May 2014 11:42 am

Tgt Ion: 83 Resp: 2201

Ion	Ratio	Lower	Upper
83	100		
85	0.0	51.8	77.6#

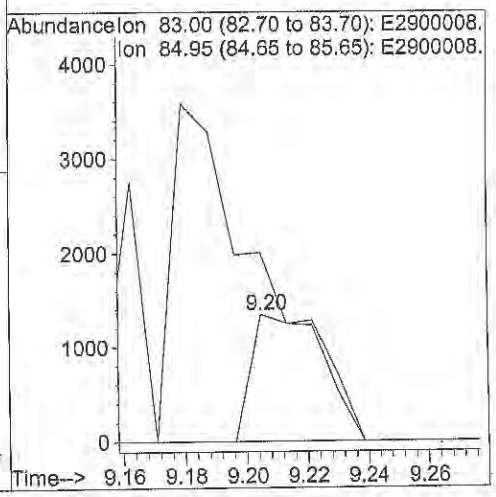

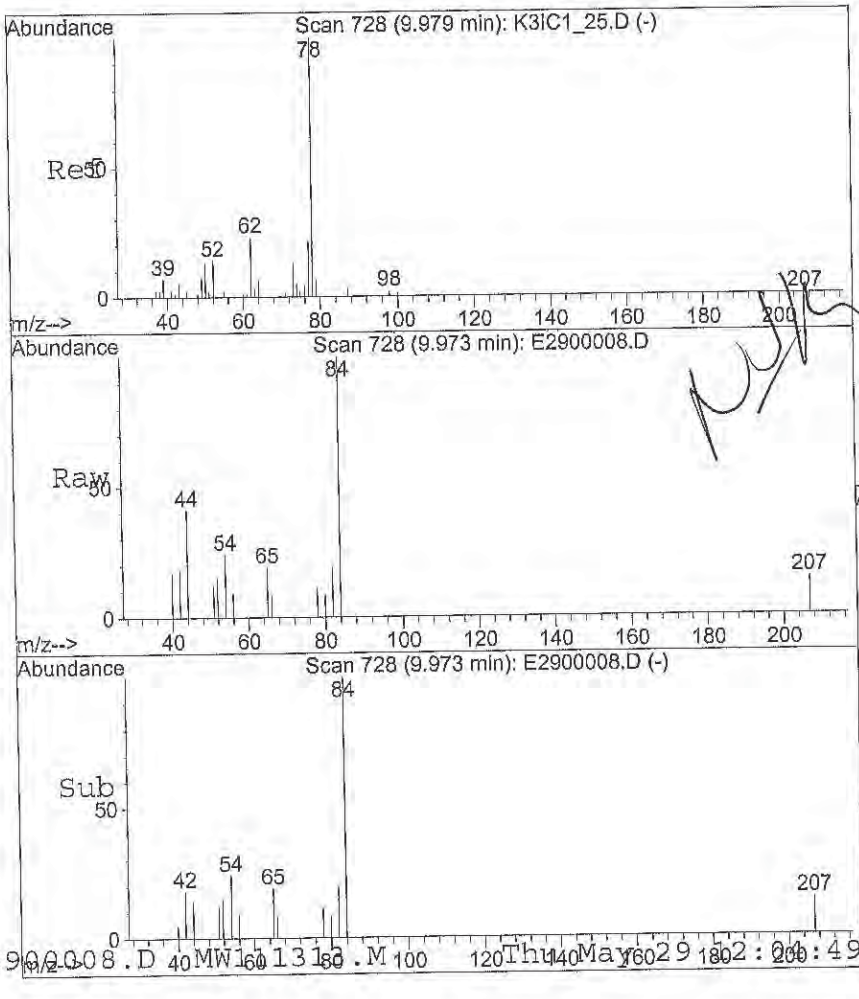

#31
Benzene
Concen: 0.03 ug/L
RT: 9.97 min Scan# 728
Delta R.T. -0.01 min
Lab File: E2900008.D
Acq: 29 May 2014 11:42 am

Tgt Ion: 78 Resp: 392

Ion	Ratio	Lower	Upper
78	100		
51	0.0	14.2	21.2#
77	0.0	16.6	24.8#

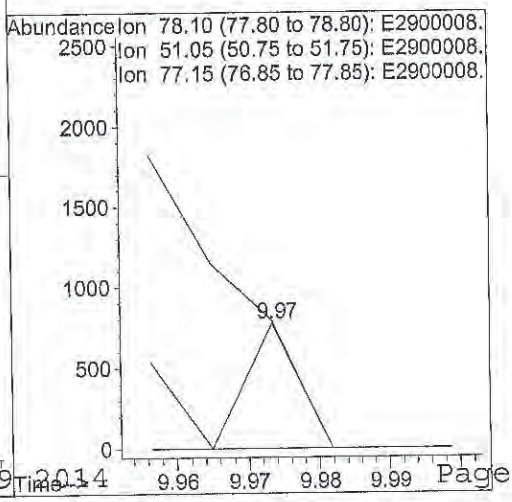

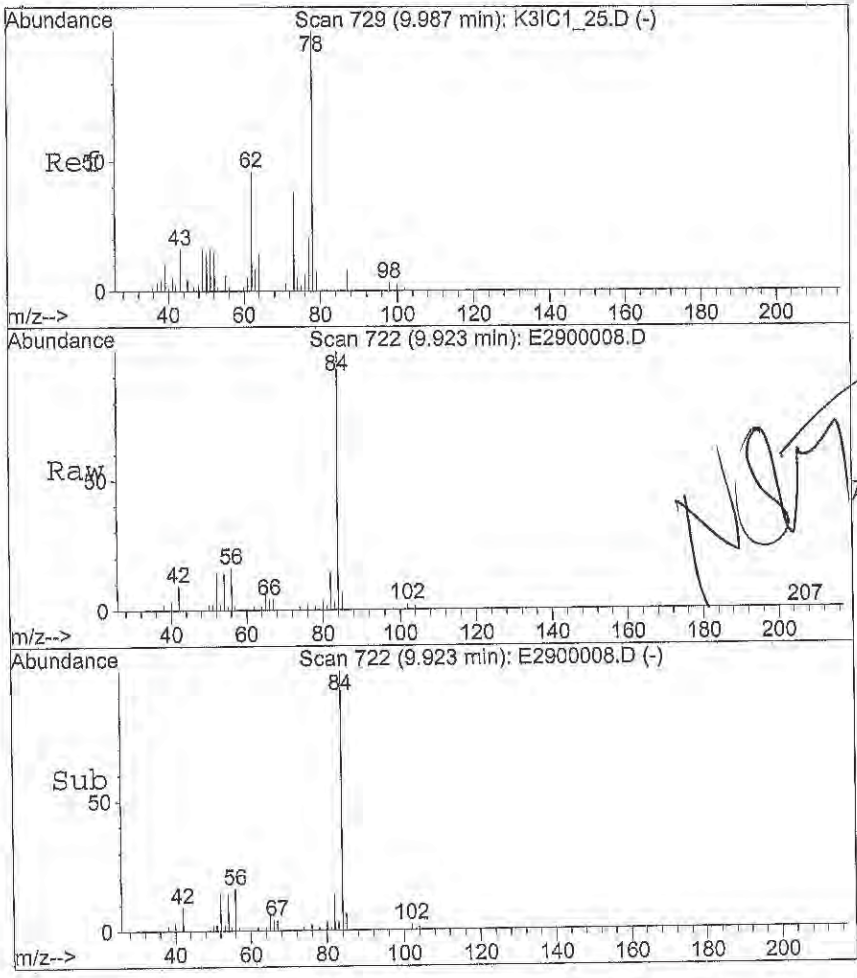

#32
1,2-Dichloroethane
Concen: 1.28 ug/L
RT: 9.92 min Scan# 722
Delta R.T. -0.06 min
Lab File: E2900008.D
Acq: 29 May 2014 11:42 am

Tgt Ion: 62 Resp: 6837

Ion	Ratio	Lower	Upper
62	100		
64	164.8	28.0	42.0#
49	0.0	28.5	42.7#
98	0.0	6.2	9.4#

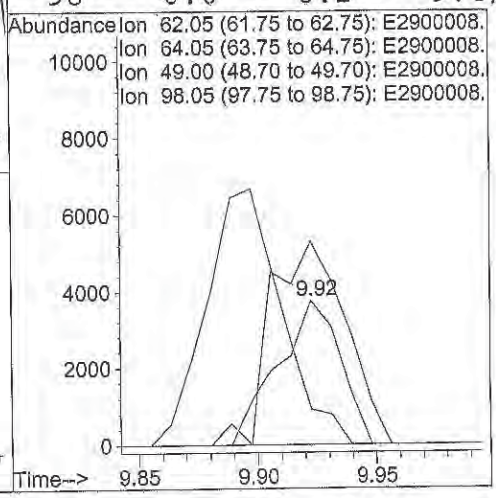

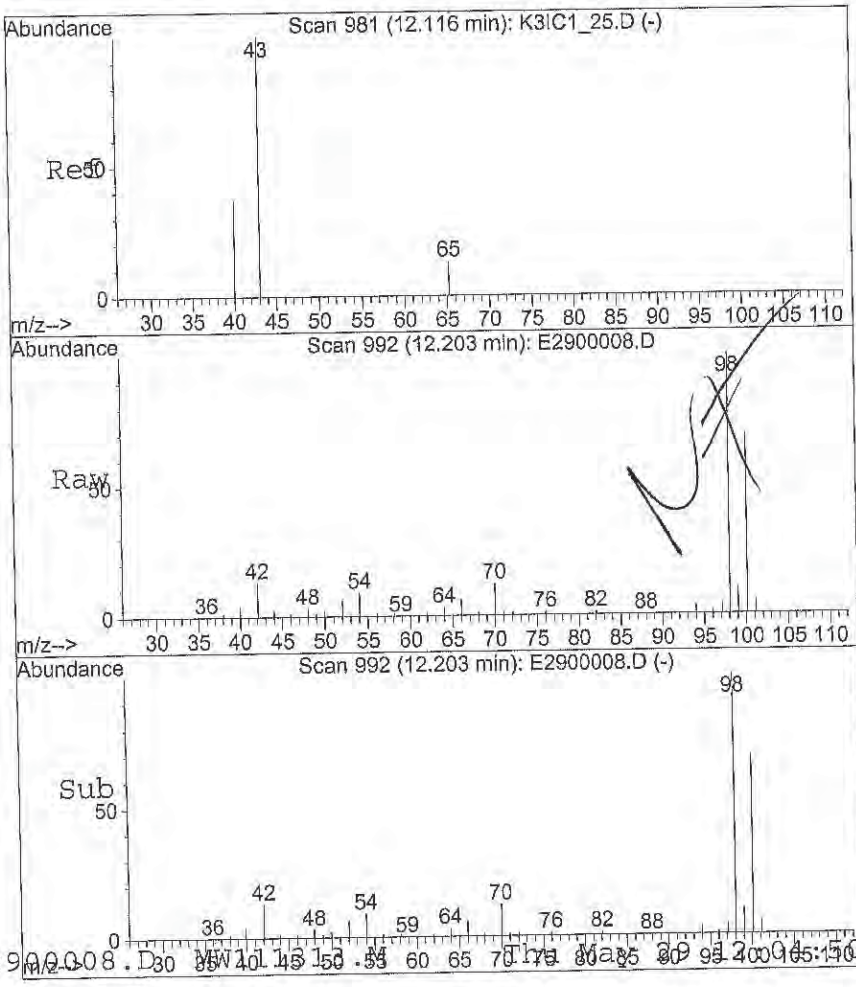

#40
(MIBK) 4-Methyl-2-Pentanone
Concen: 2.83 ug/L
RT: 12.20 min Scan# 992
Delta R.T. 0.09 min
Lab File: E2900008.D
Acq: 29 May 2014 11:42 am

Tgt Ion: 43 Resp: 7219

Ion	Ratio	Lower	Upper
43	100		
58	131.5	0.0	0.0#
85	0.0	0.0	0.0
100	13107.0	0.0	0.0#

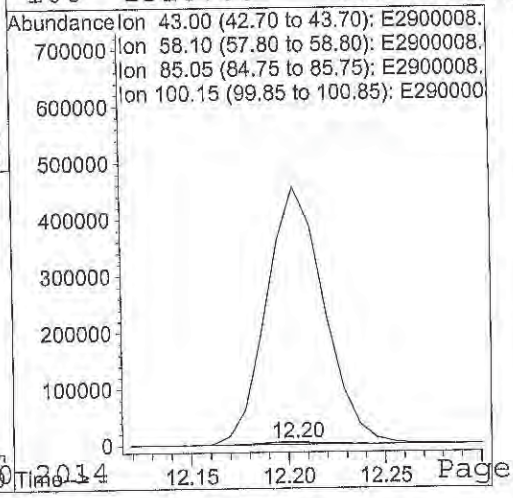

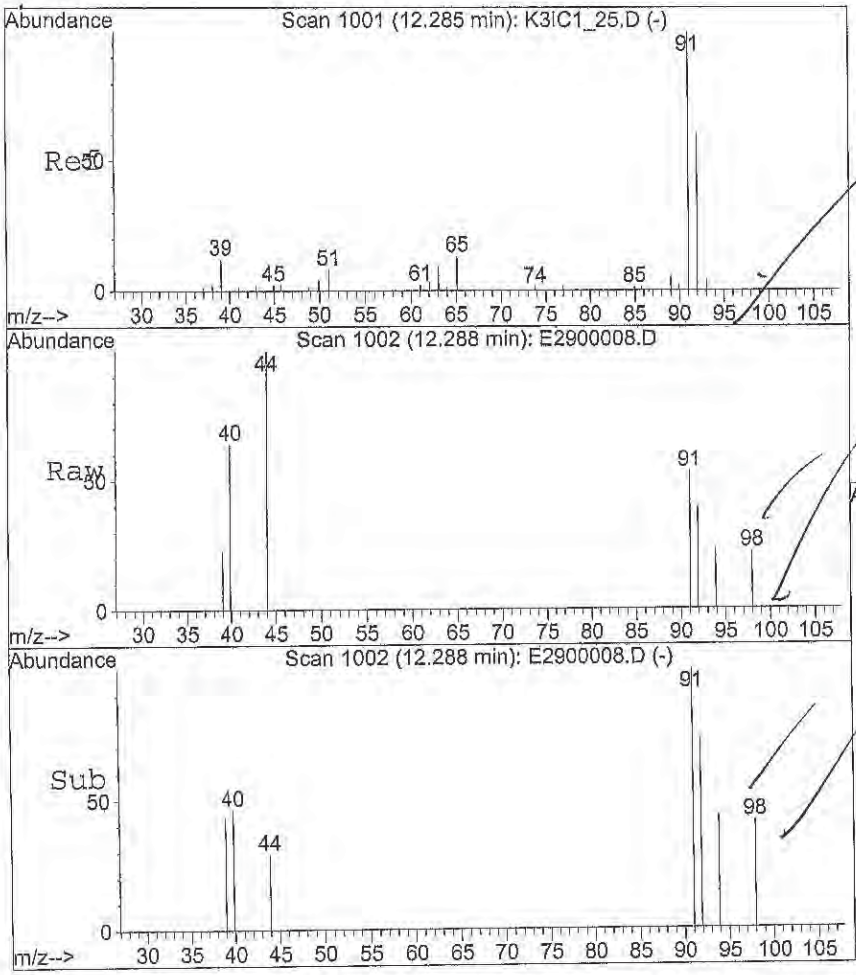

#41
Toluene
Concen: 0.17 ug/L
RT: 12.29 min Scan# 1002
Delta R.T. 0.00 min
Lab File: E2900008.D
Acq: 29 May 2014 11:42 am

Tgt Ion: 91 Resp: 2908

Ion	Ratio	Lower	Upper
91	100		
92	25.3	47.4	71.0#

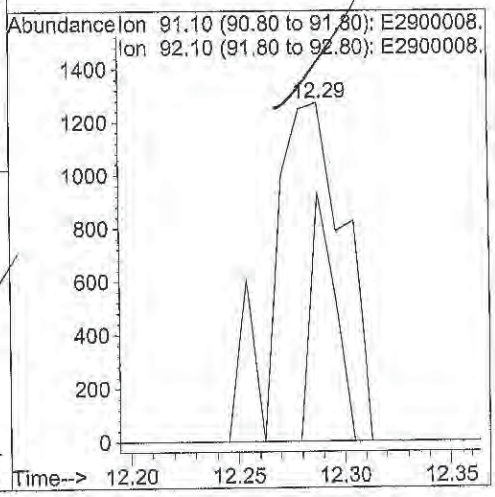

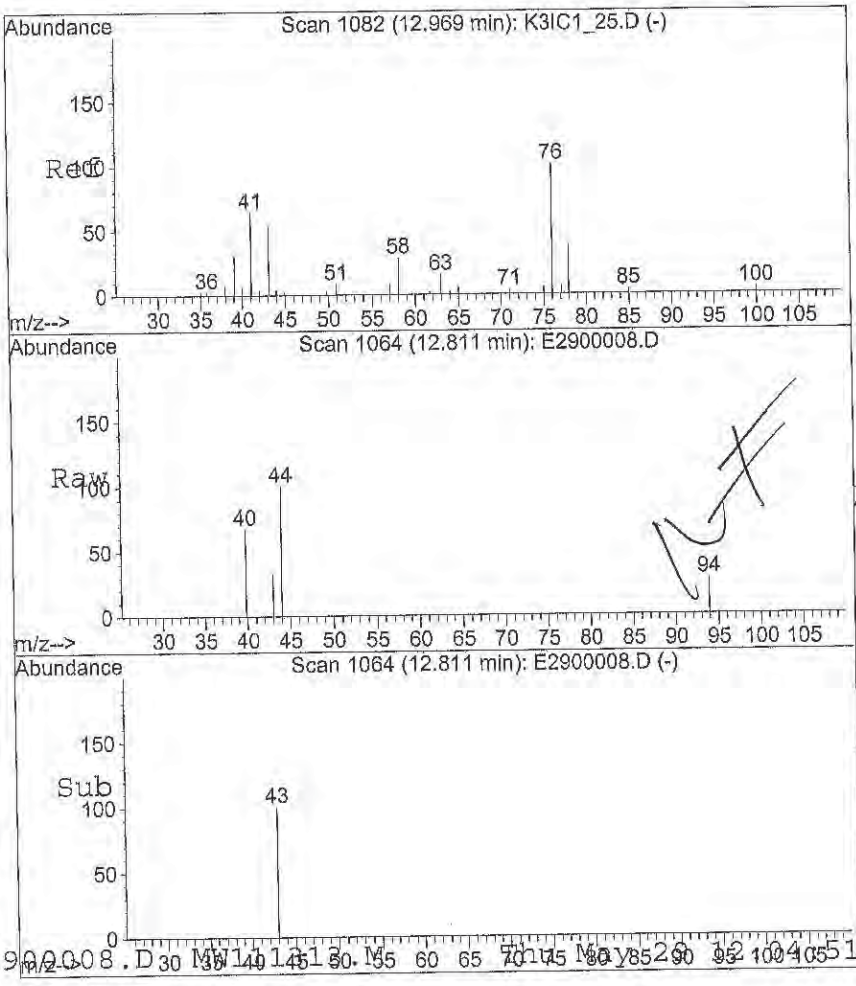

#46
2-Hexanone
Concen: 0.11 ug/L
RT: 12.81 min Scan# 1064
Delta R.T. -0.16 min
Lab File: E2900008.D
Acq: 29 May 2014 11:42 am

Tgt Ion: 43 Resp: 317

Ion	Ratio	Lower	Upper
43	100		
58	0.0	40.9	61.3#
100	0.0	5.5	8.3#
85	0.0	4.3	6.5#

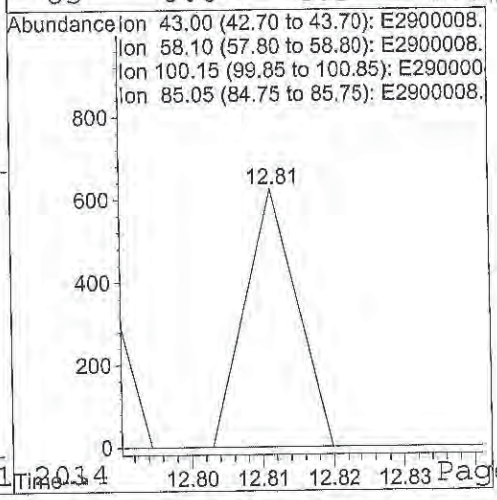

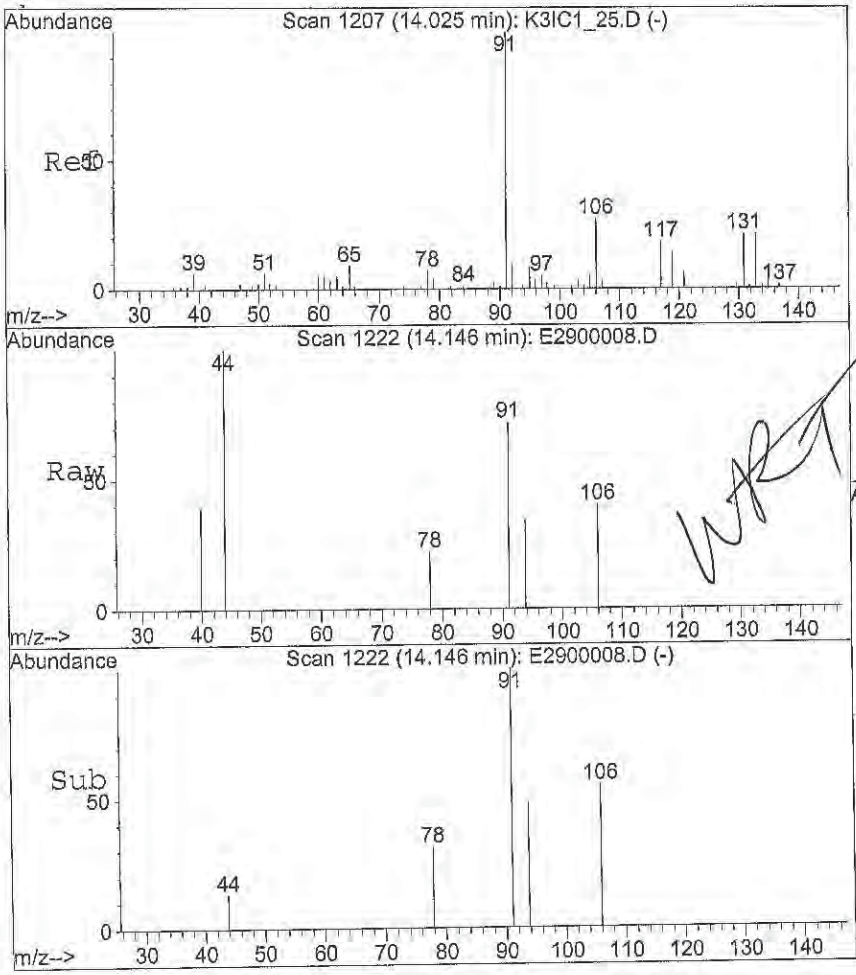

#51
Ethylbenzene
Concen: 0.14 ug/L
RT: 14.15 min Scan# 1222
Delta R.T. 0.12 min
Lab File: E2900008.D
Acq: 29 May 2014 11:42 am

Tgt Ion: 91 Resp: 2819

Ion	Ratio	Lower	Upper
91	100		
106	28.9	23.5	35.3

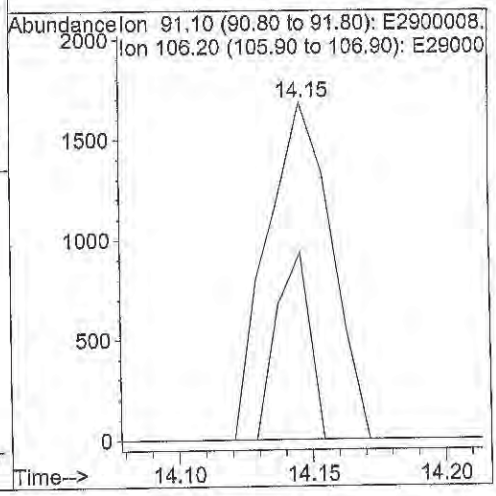

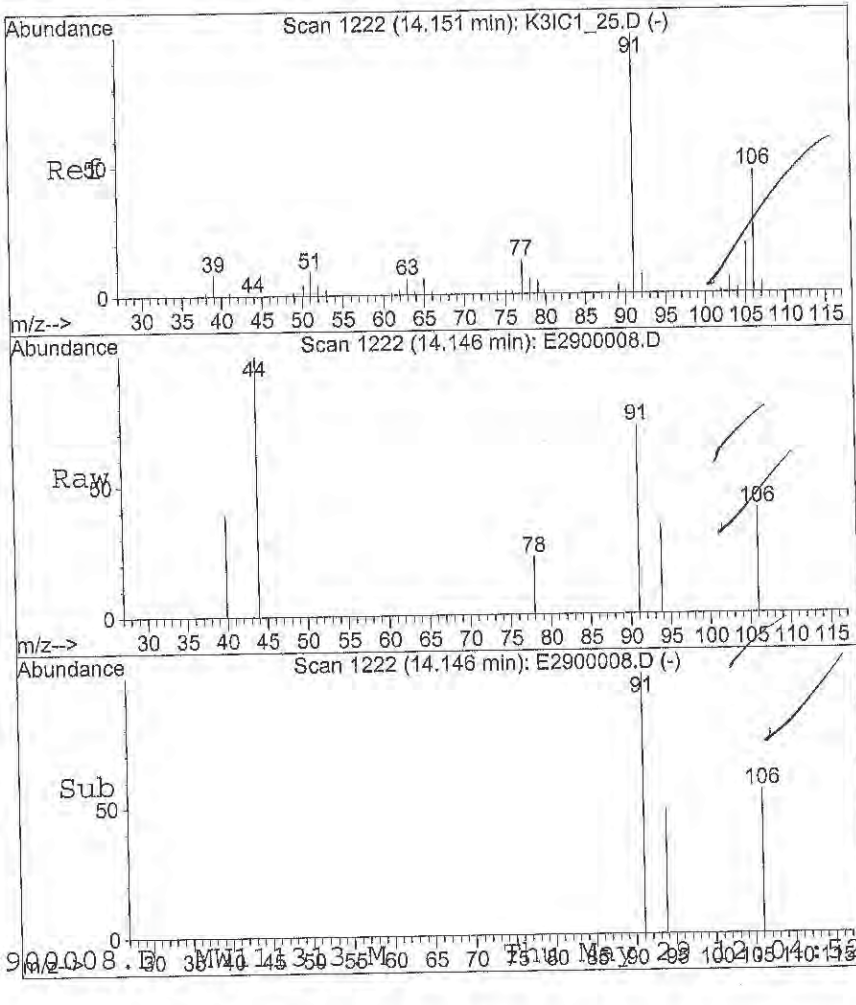

#52
m,p-Xylenes
Concen: 0.12 ug/L
RT: 14.15 min Scan# 1222
Delta R.T. -0.01 min
Lab File: E2900008.D
Acq: 29 May 2014 11:42 am

Tgt Ion:106 Resp: 815

Ion	Ratio	Lower	Upper
106	100		
91	345.9	177.1	265.7#

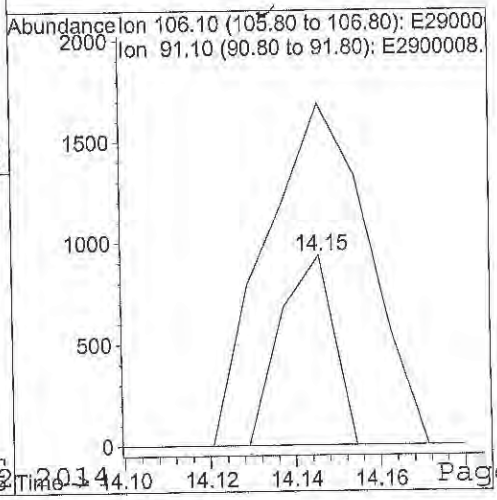

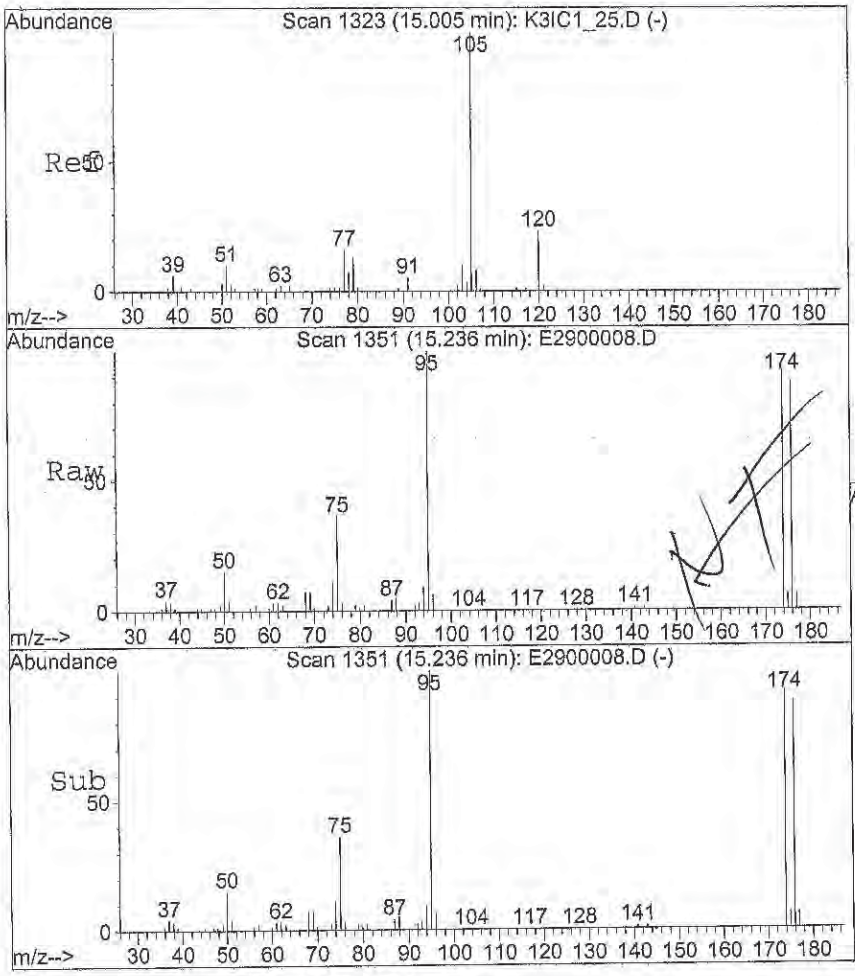

#56
Isopropylbenzene
Concen: 0.04 ug/L
RT: 15.24 min Scan# 1351
Delta R.T. 0.23 min
Lab File: E2900008.D
Acq: 29 May 2014 11:42 am

Tgt Ion:105 Resp: 817

Ion	Ratio	Lower	Upper
105	100		
120	0.0	19.3	28.9#
77	472.9	13.1	19.7#

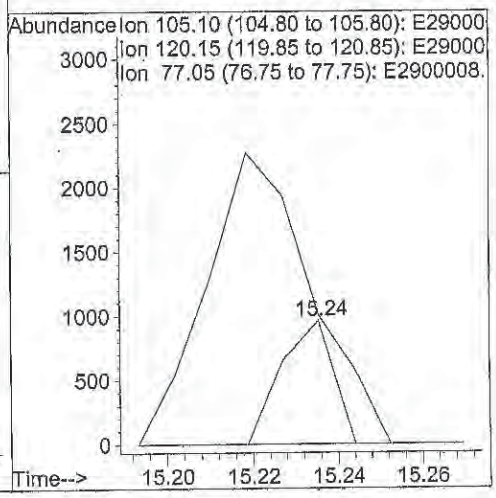

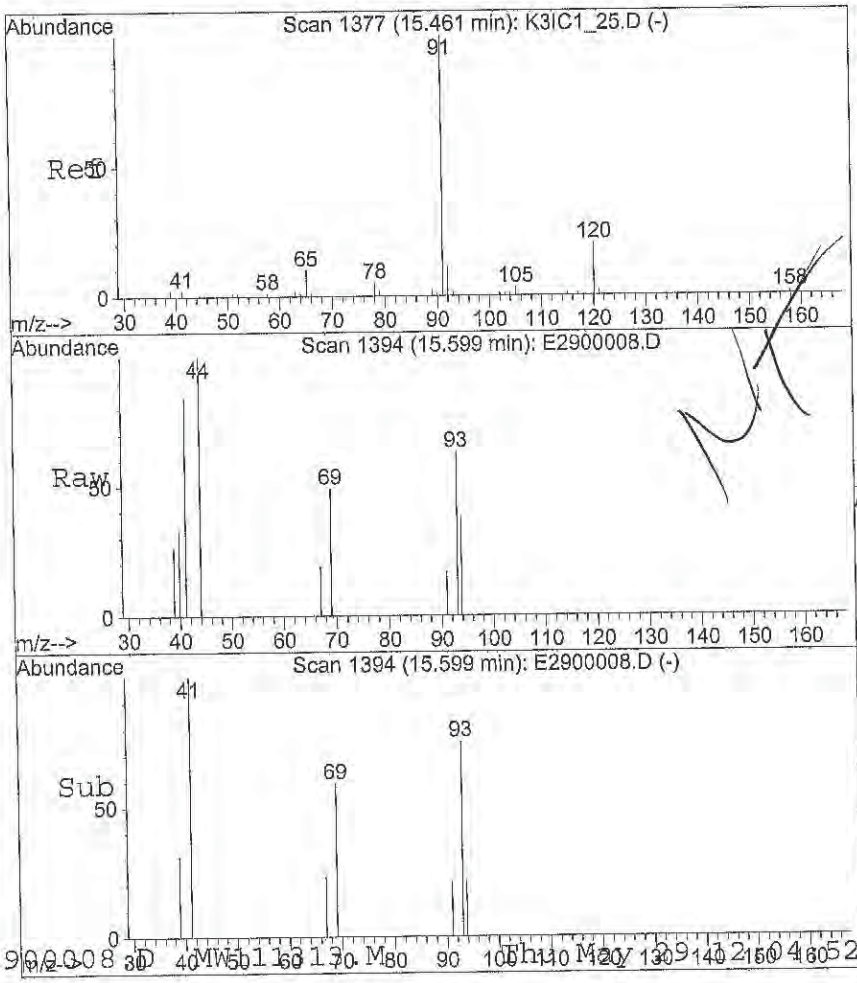

#62
n-Propylbenzene
Concen: 0.01 ug/L
RT: 15.60 min Scan# 1394
Delta R.T. 0.14 min
Lab File: E2900008.D
Acq: 29 May 2014 11:42 am

Tgt Ion: 91 Resp: 262

Ion	Ratio	Lower	Upper
91	100		
120	0.0	16.1	24.1#

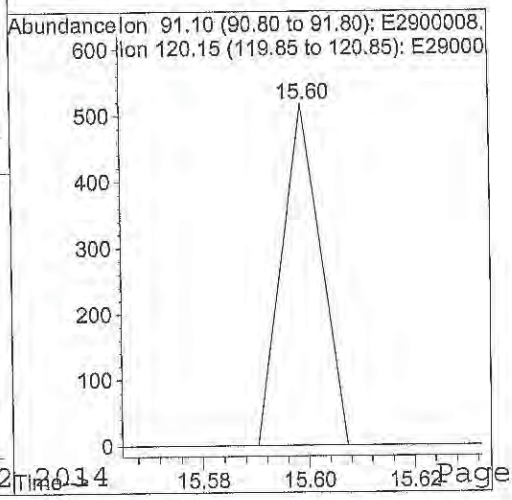

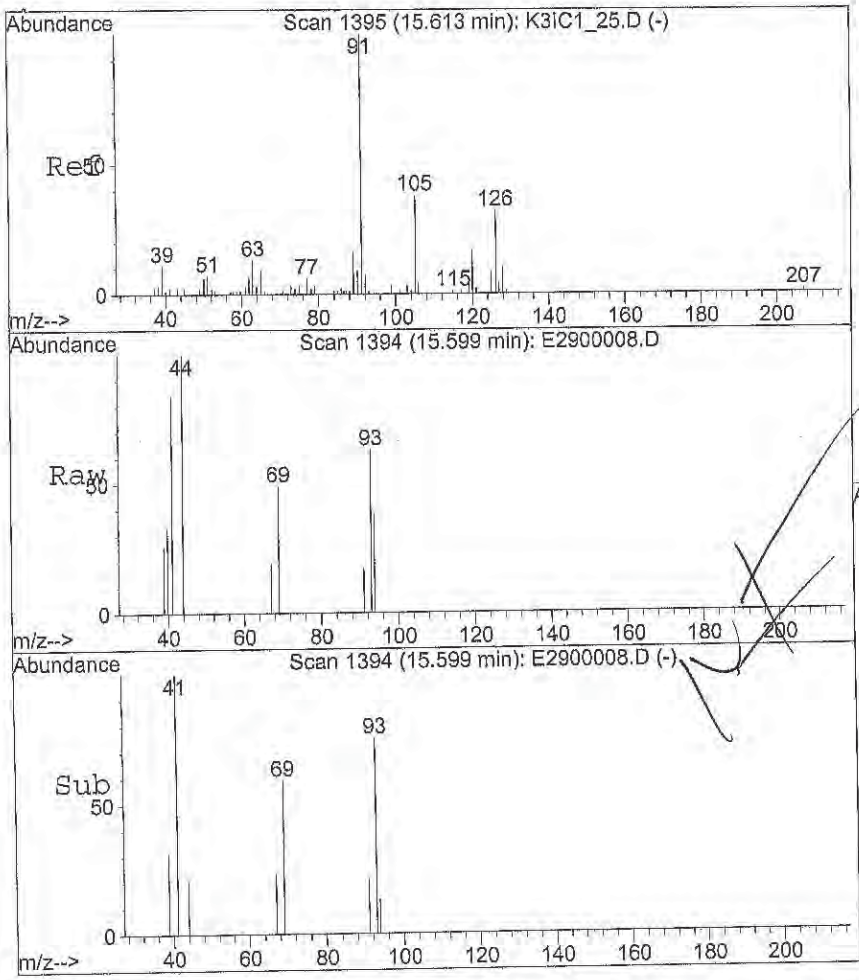

#63
2-Chlorotoluene
Concen: 0.02 ug/L
RT: 15.60 min Scan# 1394
Delta R.T. -0.01 min
Lab File: E2900008.D
Acq: 29 May 2014 11:42 am

Tgt Ion: 91 Resp: 262

Ion	Ratio	Lower	Upper
91	100		
126	0.0	24.0	36.0#

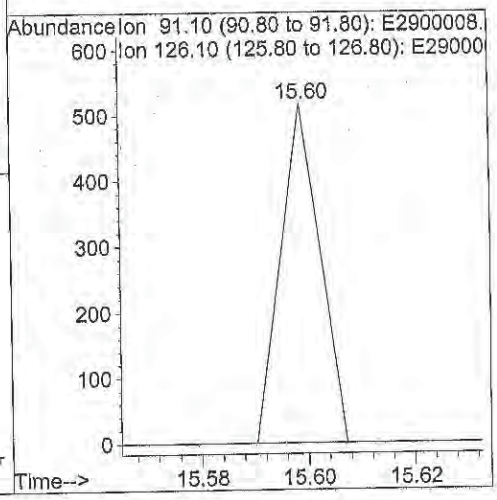

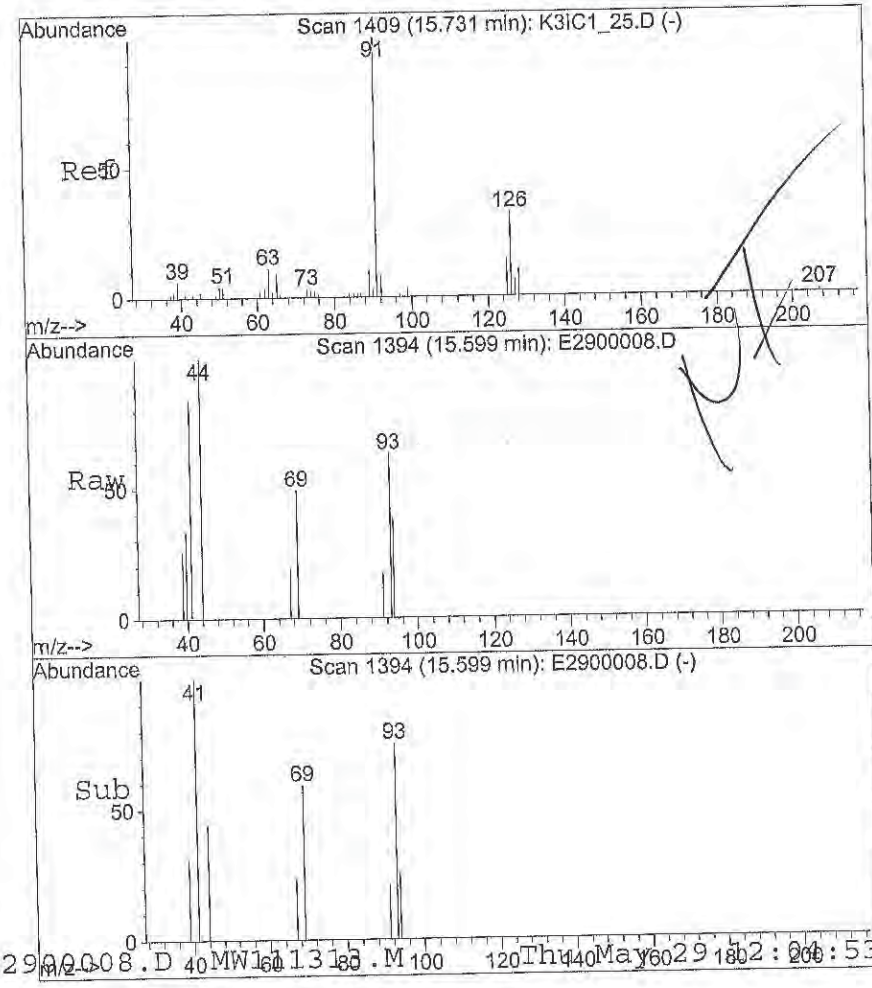

#65
4-Chlorotoluene
Concen: 0.02 ug/L
RT: 15.60 min Scan# 1394
Delta R.T. -0.13 min
Lab File: E2900008.D
Acq: 29 May 2014 11:42 am

Tgt Ion: 91 Resp: 262

Ion	Ratio	Lower	Upper
91	100		
126	0.0	24.6	36.8#

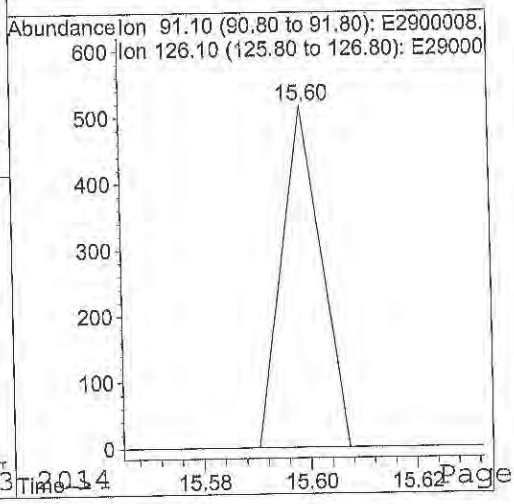

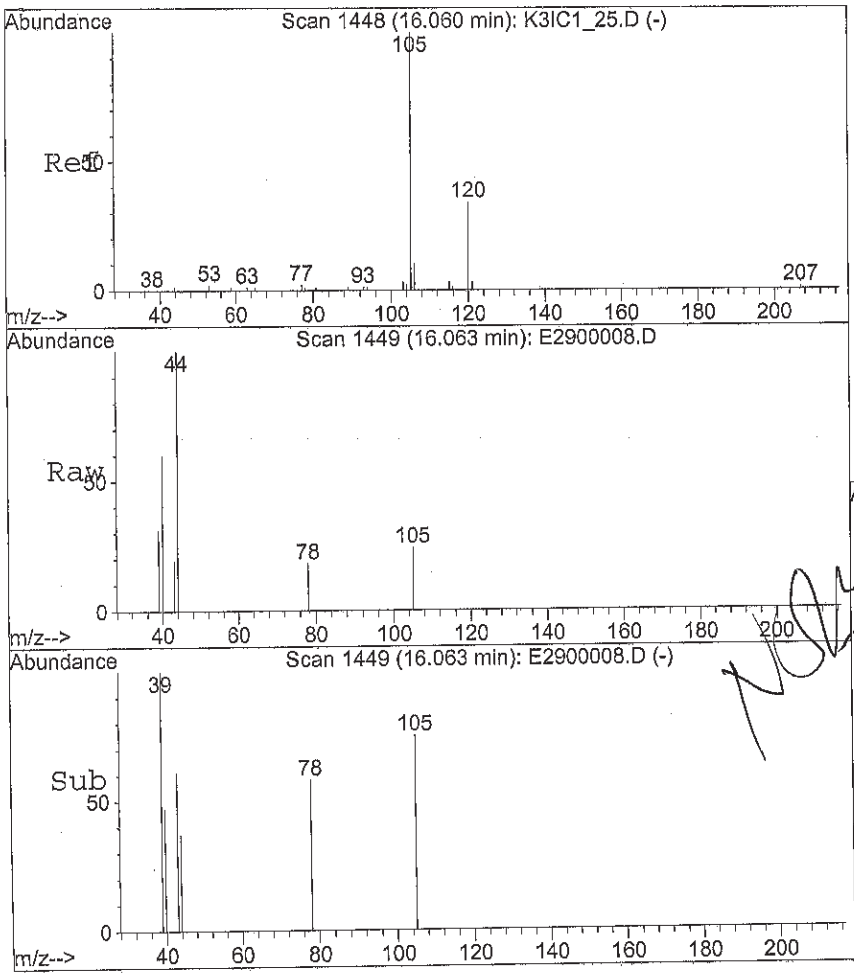

#67
1,2,4-Trimethylbenzene
Concen: 0.02 ug/L
RT: 16.06 min Scan# 1449
Delta R.T. 0.00 min
Lab File: E2900008.D
Acq: 29 May 2014 11:42 am

Tgt Ion:105 Resp: 343

Ion	Ratio	Lower	Upper
105	100		
120	0.0	33.8	50.8#

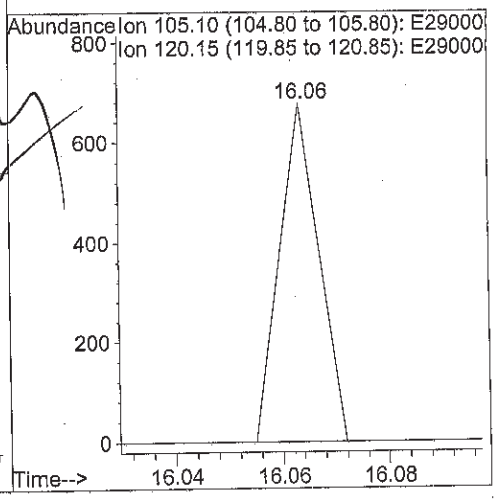

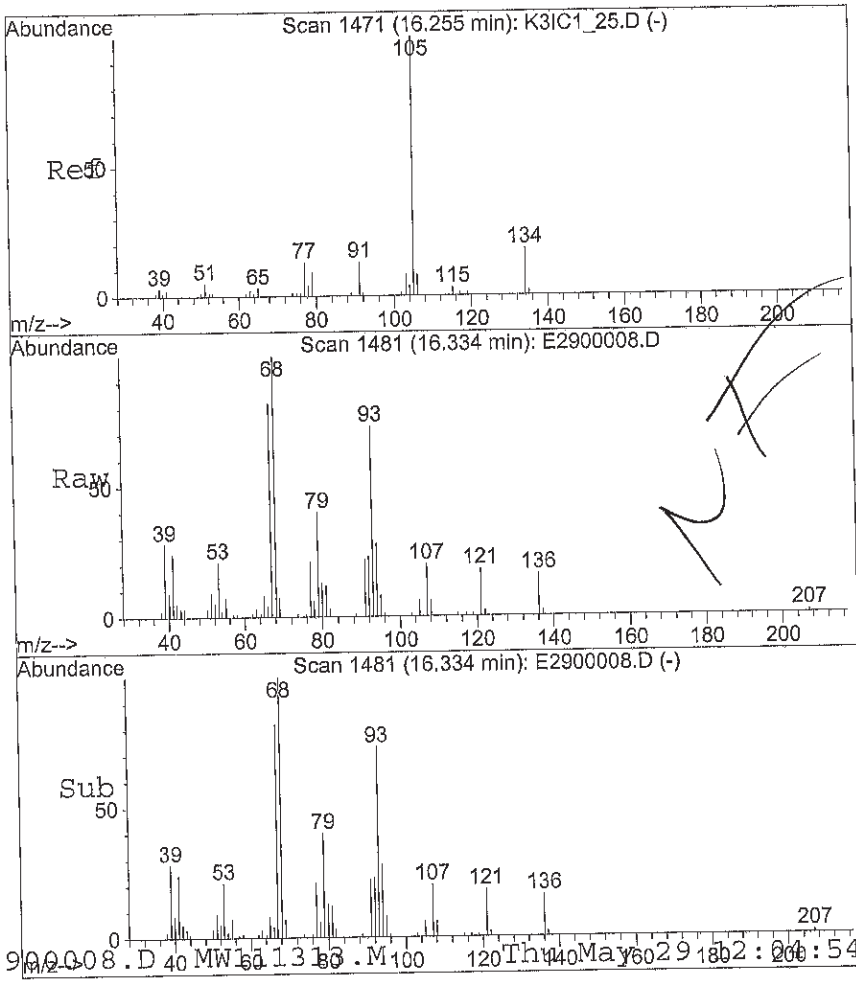

#68
sec-Butylbenzene
Concen: 0.46 ug/L
RT: 16.33 min Scan# 1481
Delta R.T. 0.08 min
Lab File: E2900008.D
Acq: 29 May 2014 11:42 am

Tgt Ion:105 Resp: 10905

Ion	Ratio	Lower	Upper
105	100		
134	0.0	13.0	19.6#

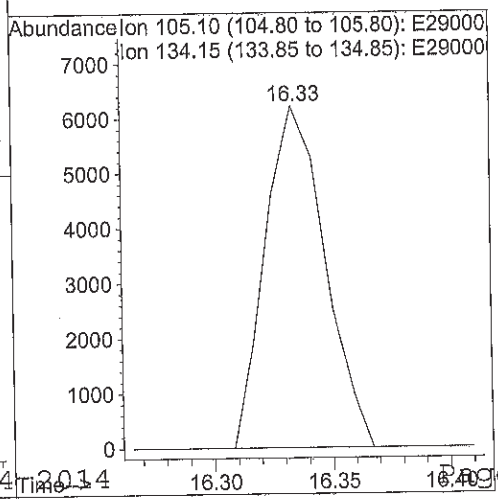

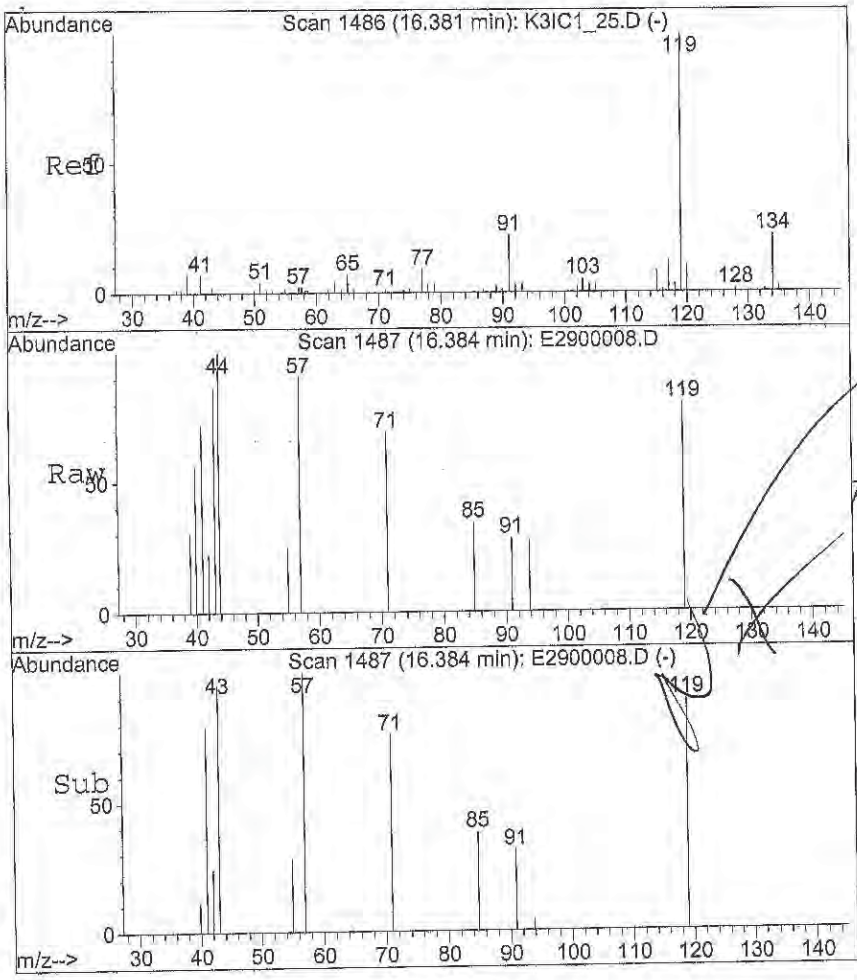

#69
p-Isopropyltoluene
Concen: 0.11 ug/L
RT: 16.38 min Scan# 1487
Delta R.T. 0.00 min
Lab File: E2900008.D
Acq: 29 May 2014 11:42 am

Tgt Ion:119 Resp: 2011

Ion	Ratio	Lower	Upper
119	100		
134	0.0	17.4	26.2#
91	0.0	19.6	29.4#

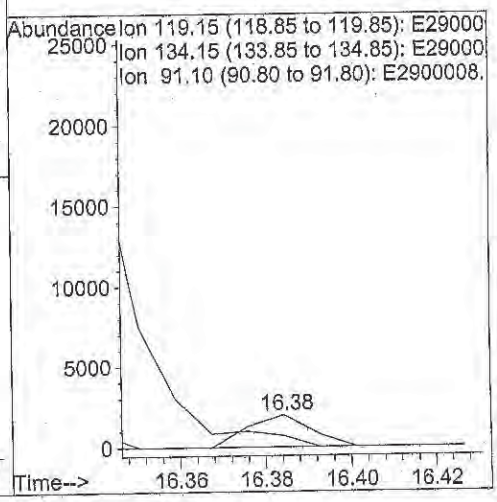

Quantitation Report (Not Reviewed)

Data File : C:\HPCHEM\1\DATA\052914L3\E2900008.D Vial: 7
Acq On : 29 May 2014 11:42 am Operator: DN
Sample : 3E42901-07 Inst : GC/MS Ins
Misc : 100cc SVL-530-SA5D-SV-5.0-6.0 Multiplr: 10.00
MS Integration Params: rteint.p
Quant Time: May 29 12:04 19114 Quant Results File: SS072713.RES

Quant Method : C:\HPCHEM\1\METHODS\SS072713.M (RTE Integrator)
Title : 8260B GC/MS #3 ICAL SSSF 07/27/13 DN
Last Update : Mon Nov 18 10:31:39 2013
Response via : Initial Calibration
DataAcq Meth : MW111313

Internal Standards	R.T.	QIon	Response	Conc	Units	Dev(Min)
1) Fluorobenzene (IS)	10.29	96	1603103	12.50	ug/L	-0.03
7) Chlorobenzene-d5 (IS)	13.92	117	1279188	12.50	ug/L	-0.01
10) 1,4-Dichlorobenzene-d4 (IS	16.51	152	698801	12.50	ug/L	0.00
System Monitoring Compounds						
2) Dibromofluoromethane (SU1)	9.42	113	442263	10.61	ug/L	-0.01
Spiked Amount 12.500	Range 75 - 125		Recovery = 84.88%			
3) Chloroform-d (SU6)	9.18	84	722030	12.07	ug/L	-0.01
Spiked Amount 12.500	Range 70 - 140		Recovery = 96.56%			
4) Methylene Chloride-d2 (SU5	7.06	86	409307	11.71	ug/L	-0.02
Spiked Amount 12.500	Range 70 - 140		Recovery = 93.68%			
5) 1,2-Dichloroethane-d4 (SU2	9.90	65	431768	15.15	ug/L	0.00
Spiked Amount 12.500	Range 75 - 125		Recovery = 121.20%			
6) Benzene-d6 (SU7)	9.92	84	1397048	11.11	ug/L	-0.03
Spiked Amount 12.500	Range 70 - 140		Recovery = 88.88%			
8) Toluene-d8 (SU3)	12.20	98	1402626	11.56	ug/L	-0.02
Spiked Amount 12.500	Range 75 - 125		Recovery = 92.48%			
9) 4-Bromofluorobenzene (SU4)	15.23	95	702303	14.02	ug/L	0.00
Spiked Amount 12.500	Range 75 - 125		Recovery = 112.16%			

Target Compounds Qvalue

(#) = qualifier out of range (m) = manual integration

Quantitation Report

Data File : C:\HPCHEM\1\DATA\052914L3\E2900008.D Vial: 7
Acq On : 29 May 2014 11:42 am Operator: DN
Sample : 3E42901-07 Inst : GC/MS Ins
Misc : 100cc SVL-530-SA5D-SV-5.0-6.0 Multiplr: 10.00
MS Integration Params: rteint.p
Quant Time: May 29 12:04 19114 Quant Results File: SS072713.RES

Method : C:\HPCHEM\1\METHODS\SS072713.M (RTE Integrator)
Title : 8260B GC/MS #3 ICAL SSSF 07/27/13 DN
Last Update : Mon Nov 18 10:31:39 2013
Response via : Initial Calibration



Quantitation Report (Not Reviewed)

Data File : C:\HPCHEM\1\DATA\052914L3\E2900009.D Vial: 8
Acq On : 29 May 2014 12:11 pm Operator: DN
Sample : 3E42901-08 Inst : GC/MS Ins
Misc : 100cc SVL-531-SA5D-SV-5.0-6.0 Multiplr: 10.00
MS Integration Params: rteint.p
Quant Time: May 29 12:47 19114 Quant Results File: MW111313.RES

Quant Method : C:\HPCHEM\1\METHODS\MW111313.M (RTE Integrator)
Title : 8260B GC/MS #3 ICAL 11/13/13 DN
Last Update : Wed Nov 13 19:38:32 2013
Response via : Initial Calibration
DataAcq Meth : MW111313

Internal Standards	R.T.	QIon	Response	Conc Units	Dev(Min)
1) Fluorobenzene (IS)	10.29	96	1563526	12.50 ug/L	0.00
38) Chlorobenzene-d5 (IS)	13.92	117	1280591	12.50 ug/L	0.00
59) 1,4-Dichlorobenzene-d4 (IS	16.51	152	693986	12.50 ug/L	0.00
System Monitoring Compounds					
2) Dibromofluoromethane (SU1)	9.43	113	437328	11.21 ug/L	0.00
Spiked Amount 12.500	Range 75 - 125		Recovery = 89.68%		
28) 1,2-Dichloroethane-d4 (SU2	9.89	65	433965	11.71 ug/L	0.00
Spiked Amount 12.500	Range 75 - 125		Recovery = 93.68%		
39) Toluene-d8 (SU3)	12.21	98	1385172	11.60 ug/L	0.00
Spiked Amount 12.500	Range 75 - 125		Recovery = 92.80%		
58) 4-Bromofluorobenzene (SU4)	15.22	95	698027	13.33 ug/L	0.00
Spiked Amount 12.500	Range 75 - 125		Recovery = 106.64%		
Target Compounds					Qvalue
4) Chloromethane	4.38	50	2306	-0.34 ug/L #	64
6) Bromomethane	5.11	96	309	-1.60 ug/L #	1
7) Chloroethane	5.25	64	942	1.41 ug/L #	32
11) Acetone	6.44	58	2469	179.68 ug/L #	5
12) (IPA) Leak Check Compound	6.59	45	19743	105.08 ug/L #	86
14) Methylene Chloride	7.05	84	7007	1.63 ug/L #	1
15) (TBA) tert-Butanol	7.13	59	352	1.32 ug/L #	77
24) Chloroform	9.19	83	913	0.11 ug/L #	1
29) 1,1-Dichloropropene	9.92	75	274	0.05 ug/L #	1
31) Benzene	9.92	78	11161	0.76 ug/L #	79
32) 1,2-Dichloroethane	9.92	62	5925	1.14 ug/L #	1
40) (MIBK) 4-Methyl-2-Pentanon	12.20	43	5742	2.25 ug/L #	100
41) Toluene	12.29	91	2191	0.13 ug/L #	37
46) 2-Hexanone	12.93	43	274	0.10 ug/L #	37
51) Ethylbenzene	14.14	91	2992	0.15 ug/L	97
52) m,p-Xylenes	14.15	106	1298	0.18 ug/L	94
54) Styrene	14.63	104	2244	-0.65 ug/L #	35
56) Isopropylbenzene	15.22	105	1301	0.07 ug/L #	1
62) n-Propylbenzene	15.47	91	384	0.01 ug/L #	56
63) 2-Chlorotoluene	15.60	91	416	0.02 ug/L #	45
65) 4-Chlorotoluene	15.60	91	416	0.03 ug/L #	44
67) 1,2,4-Trimethylbenzene	16.06	105	928	0.05 ug/L #	33

(#) = qualifier out of range (m) = manual integration

Quantitation Report (Not Reviewed)

Data File : C:\HPCHEM\1\DATA\052914L3\E2900009.D Vial: 8
Acq On : 29 May 2014 12:11 pm Operator: DN
Sample : 3E42901-08 Inst : GC/MS Ins
Misc : 100cc SVL-531-SA5D-SV-5.0-6.0 Multiplr: 10.00
MS Integration Params: rteint.p
Quant Time: May 29 12:47 19114 Quant Results File: MW111313.RES

Quant Method : C:\HPCHEM\1\METHODS\MW111313.M (RTE Integrator)
Title : 8260B GC/MS #3 ICAL 11/13/13 DN
Last Update : Wed Nov 13 19:38:32 2013
Response via : Initial Calibration
DataAcq Meth : MW111313

Compound	R.T.	QIon	Response	Conc	Unit	Qvalue
68) sec-Butylbenzene	16.34	105	7599	0.33	~~ug/L~~ #	62
69) p-Isopropyltoluene	16.38	119	1382	0.07	~~ug/L~~ #	52

(#) = qualifier out of range (m) = manual integration

Quantitation Report

Data File : C:\HPCHEM\1\DATA\052914L3\E2900009.D Vial: 8
Acq On : 29 May 2014 12:11 pm Operator: DN
Sample : 3E42901-08 Inst : GC/MS Ins
Misc : 100cc SVL-531-SA5D-SV-5.0-6.0 Multiplr: 10.00
MS Integration Params: rteint.p
Quant Time: May 29 12:47 19114 Quant Results File: MW111313.RES

Method : C:\HPCHEM\1\METHODS\MW111313.M (RTE Integrator)
Title : 8260B GC/MS #3 ICAL 11/13/13 DN
Last Update : Wed Nov 13 19:38:32 2013
Response via : Initial Calibration



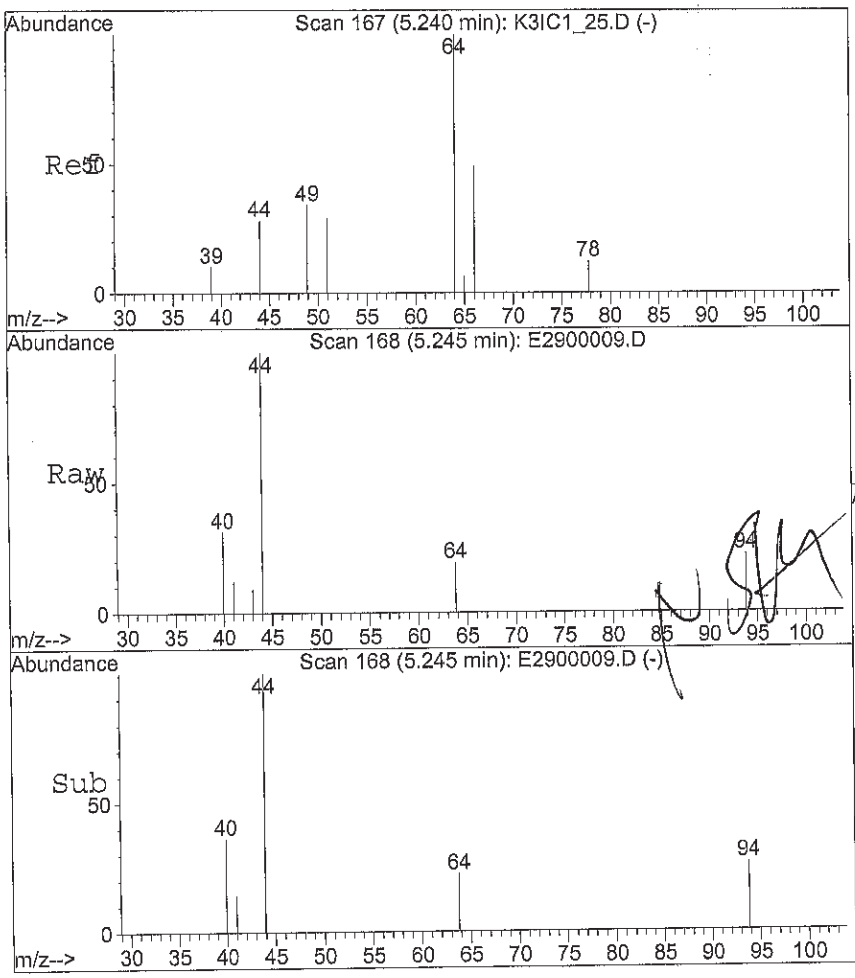

#7
Chloroethane
Concen: 1.41 ug/L
RT: 5.25 min Scan# 168
Delta R.T. 0.01 min
Lab File: E2900009.D
Acq: 29 May 2014 12:11 pm

Tgt Ion: 64 Resp: 942

Ion	Ratio	Lower	Upper
64	100		
66	0.0	35.4	53.0#

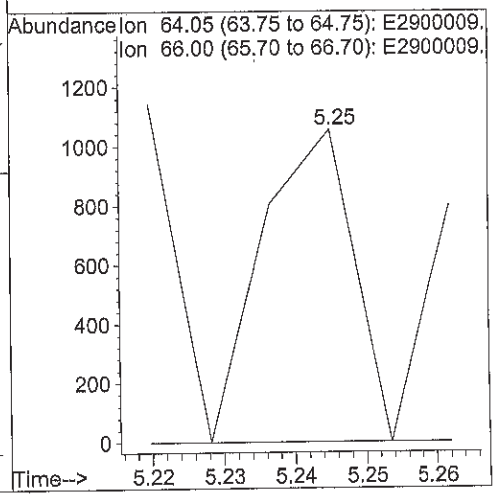

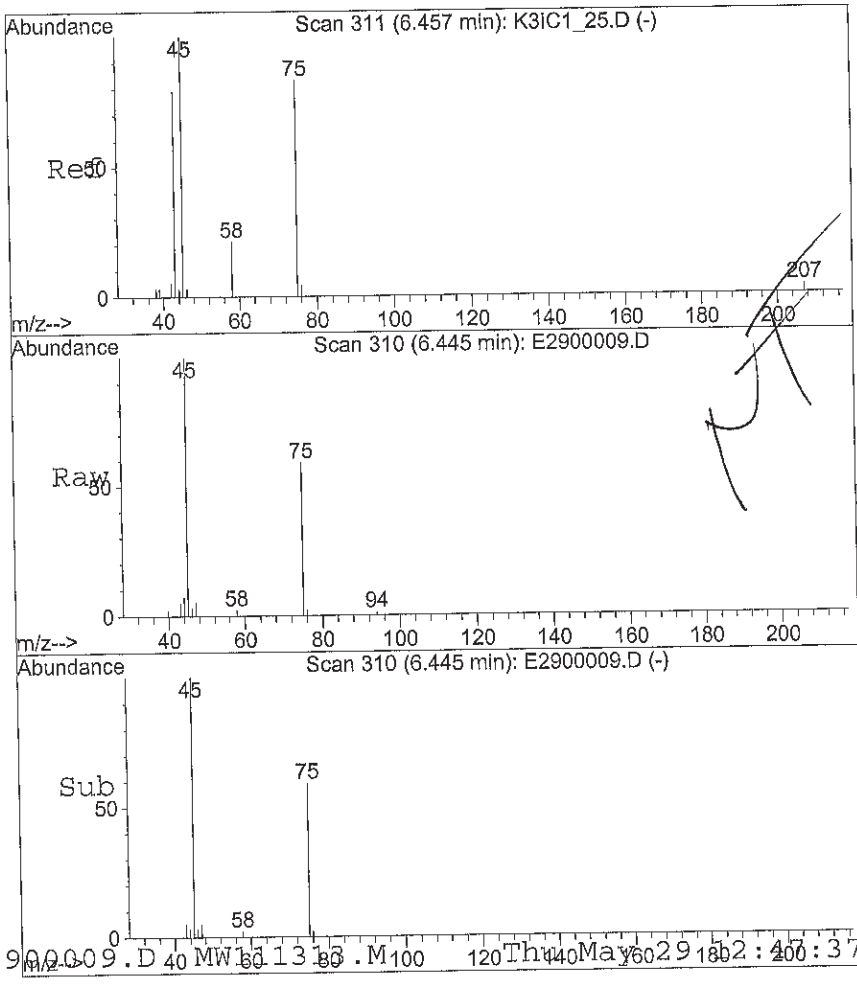

#11
Acetone
Concen: 179.68 ug/L
RT: 6.44 min Scan# 310
Delta R.T. -0.01 min
Lab File: E2900009.D
Acq: 29 May 2014 12:11 pm

Tgt Ion: 58 Resp: 2469

Ion	Ratio	Lower	Upper
58	100		
43	695.2	360.9	541.3#

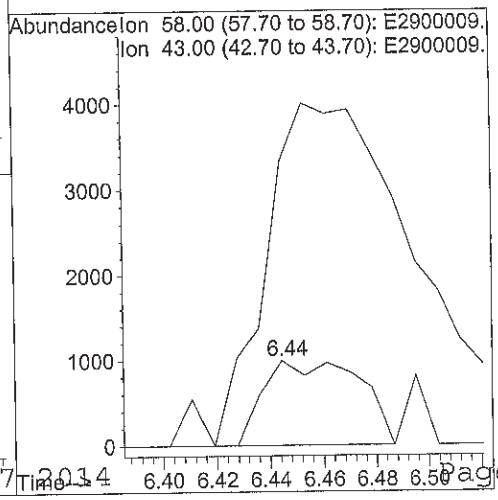

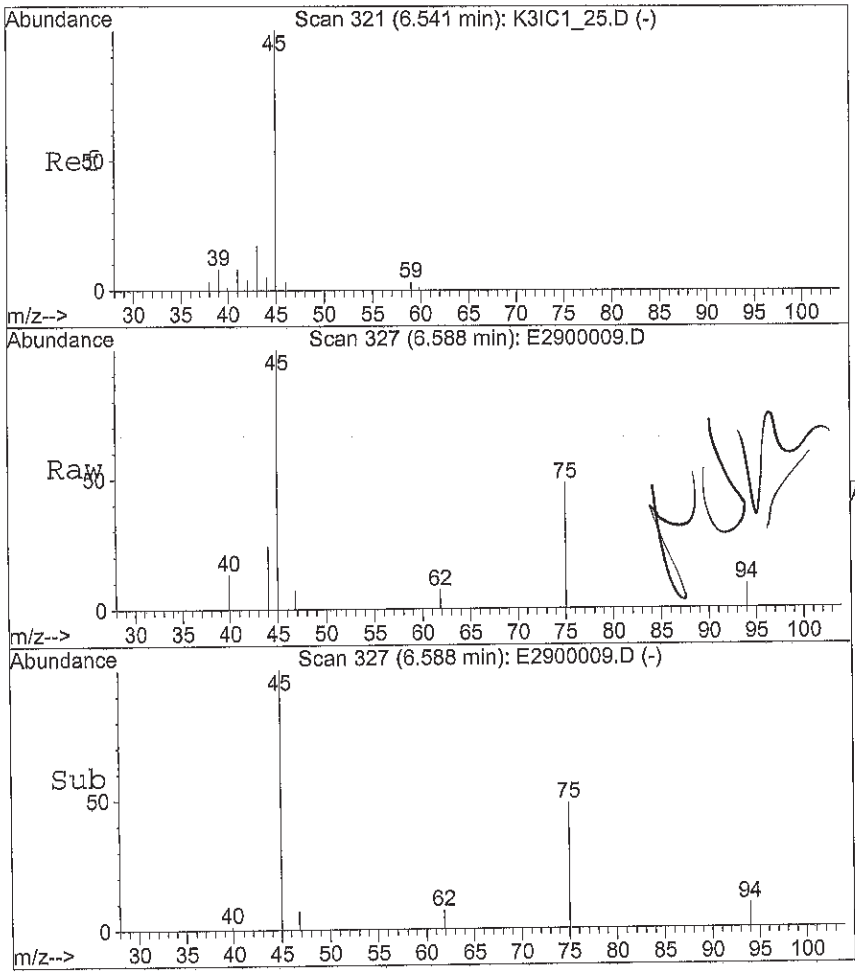

#12
(IPA) Leak Check Compound
Concen: 105.08 ug/L
RT: 6.59 min Scan# 327
Delta R.T. 0.05 min
Lab File: E2900009.D
Acq: 29 May 2014 12:11 pm

Tgt Ion: 45 Resp: 19743

Ion	Ratio	Lower	Upper
45	100		
39	1.4	4.9	7.3#

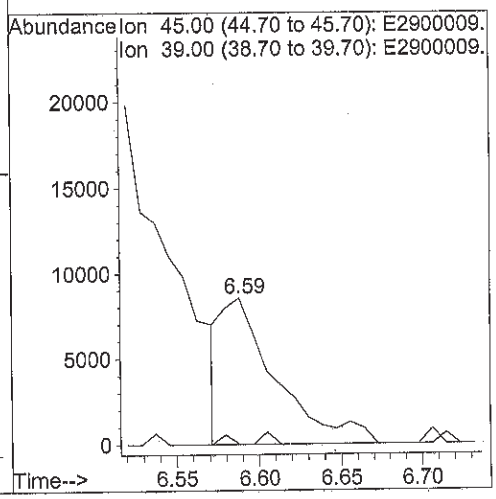

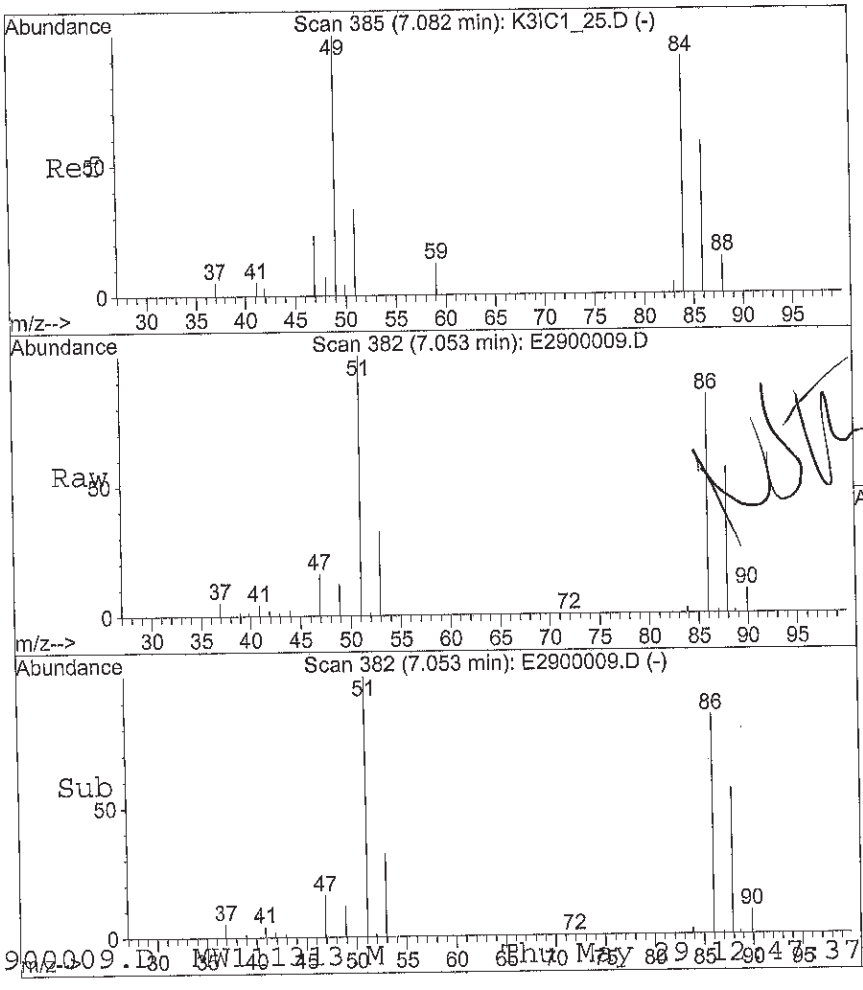

#14
Methylene Chloride
Concen: 1.63 ug/L
RT: 7.05 min Scan# 382
Delta R.T. -0.03 min
Lab File: E2900009.D
Acq: 29 May 2014 12:11 pm

Tgt Ion: 84 Resp: 7007

Ion	Ratio	Lower	Upper
84	100		
49	773.9	89.8	134.6#
86	5621.4	51.1	76.7#
51	6816.1	28.5	42.7#

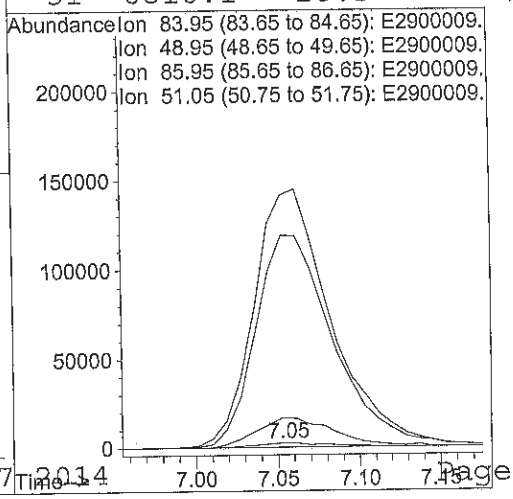

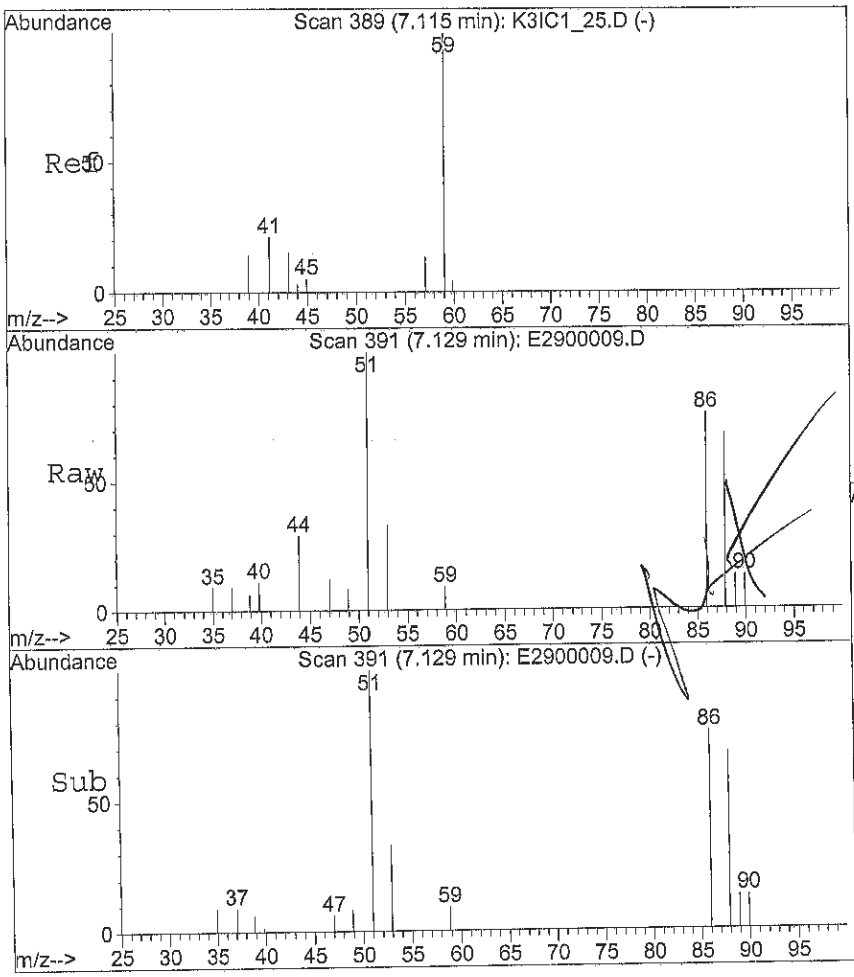

#15
(TBA) tert-Butanol
Concen: 1.32 ug/L
RT: 7.13 min Scan# 391
Delta R.T. 0.01 min
Lab File: E2900009.D
Acq: 29 May 2014 12:11 pm

Tgt Ion: 59 Resp: 352

Ion	Ratio	Lower	Upper
59	100		
57	0.0	6.4	9.6#

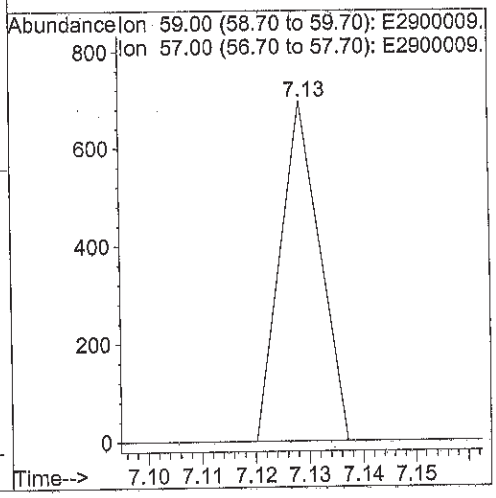

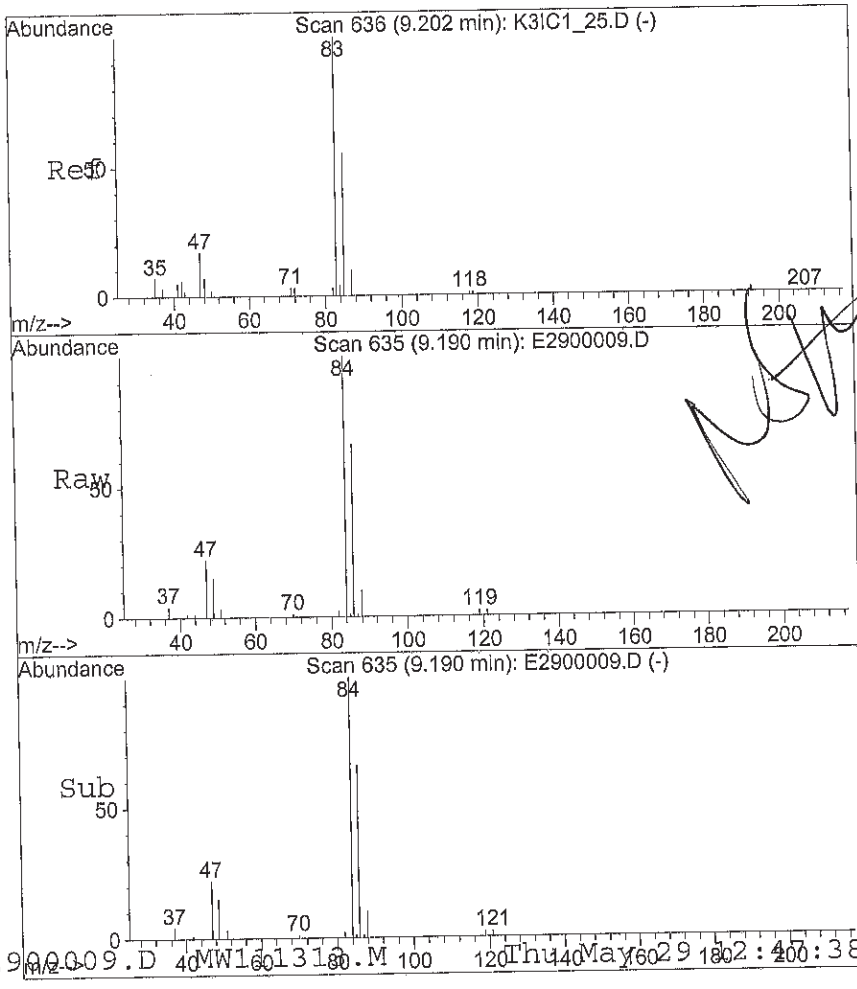

#24
Chloroform
Concen: 0.11 ug/L
RT: 9.19 min Scan# 635
Delta R.T. -0.01 min
Lab File: E2900009.D
Acq: 29 May 2014 12:11 pm

Tgt Ion: 83 Resp: 913

Ion	Ratio	Lower	Upper
83	100		
85	594.7	51.8	77.6#

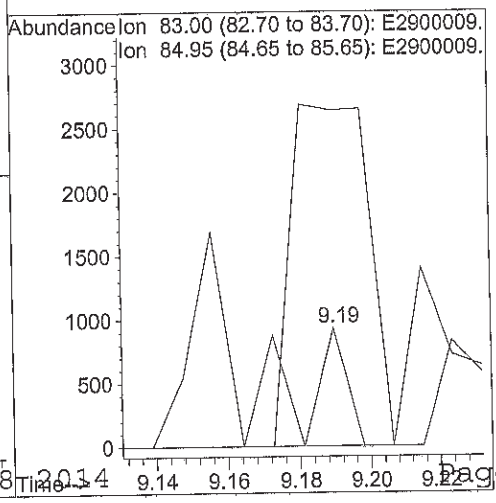

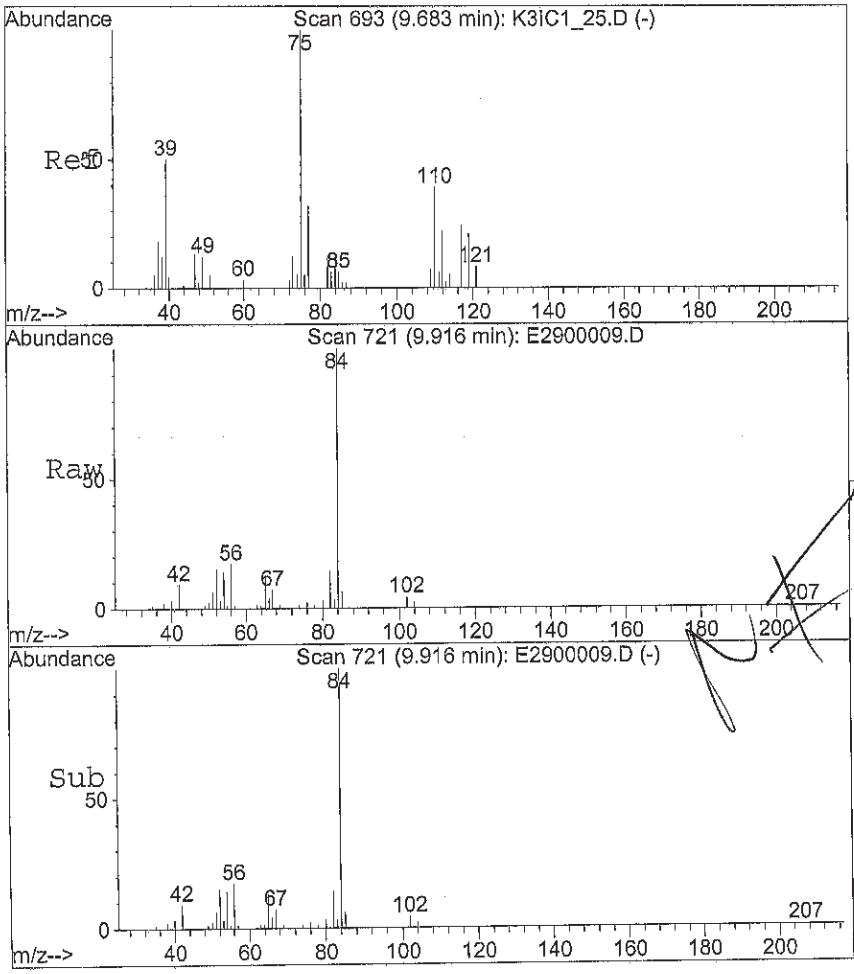

#29
1,1-Dichloropropene
Concen: 0.05 ug/L
RT: 9.92 min Scan# 721
Delta R.T. 0.23 min
Lab File: E2900009.D
Acq: 29 May 2014 12:11 pm

Tgt Ion: 75 Resp: 274

Ion	Ratio	Lower	Upper
75	100		
110	0.0	29.0	43.6#
77	768.6	25.0	37.4#

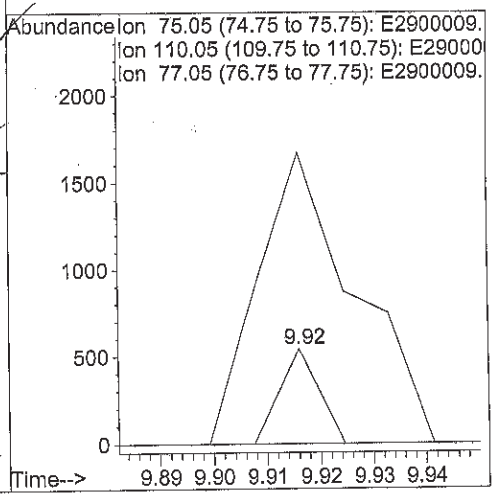

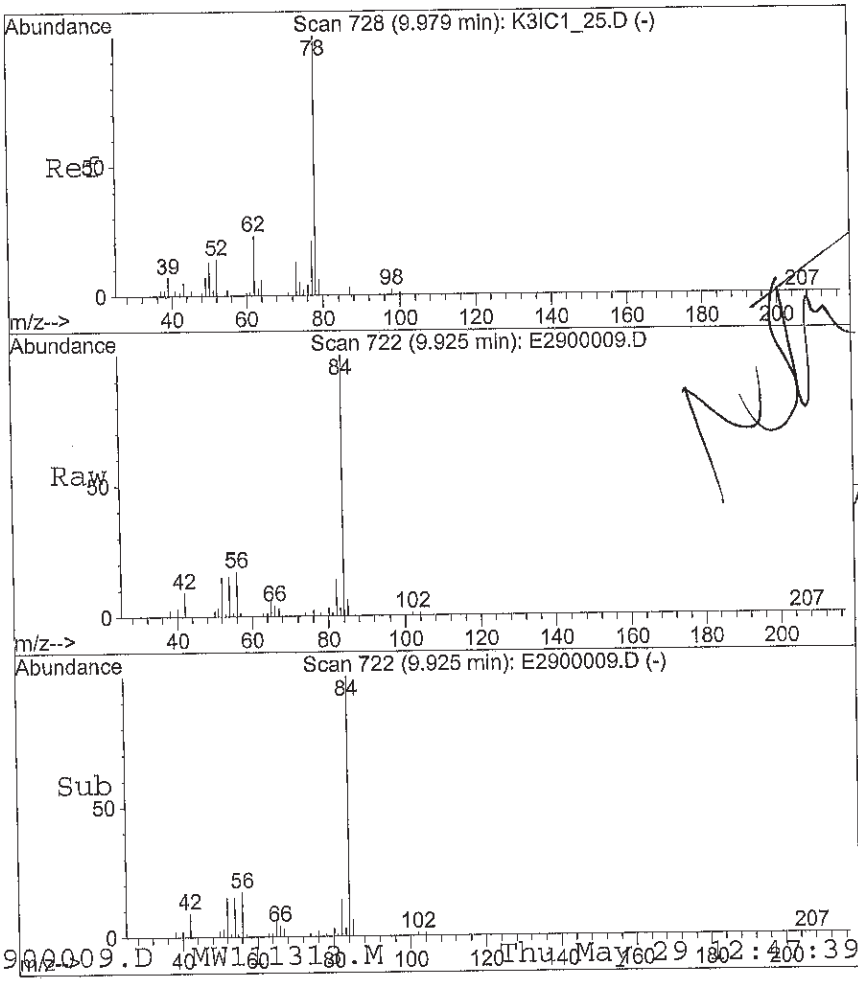

#31
Benzene
Concen: 0.76 ug/L
RT: 9.92 min Scan# 722
Delta R.T. -0.05 min
Lab File: E2900009.D
Acq: 29 May 2014 12:11 pm

Tgt Ion: 78 Resp: 11161

Ion	Ratio	Lower	Upper
78	100		
51	0.0	14.2	21.2#
77	18.9	16.6	24.8

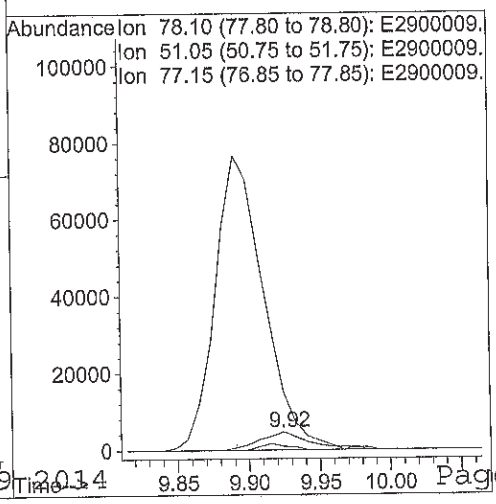

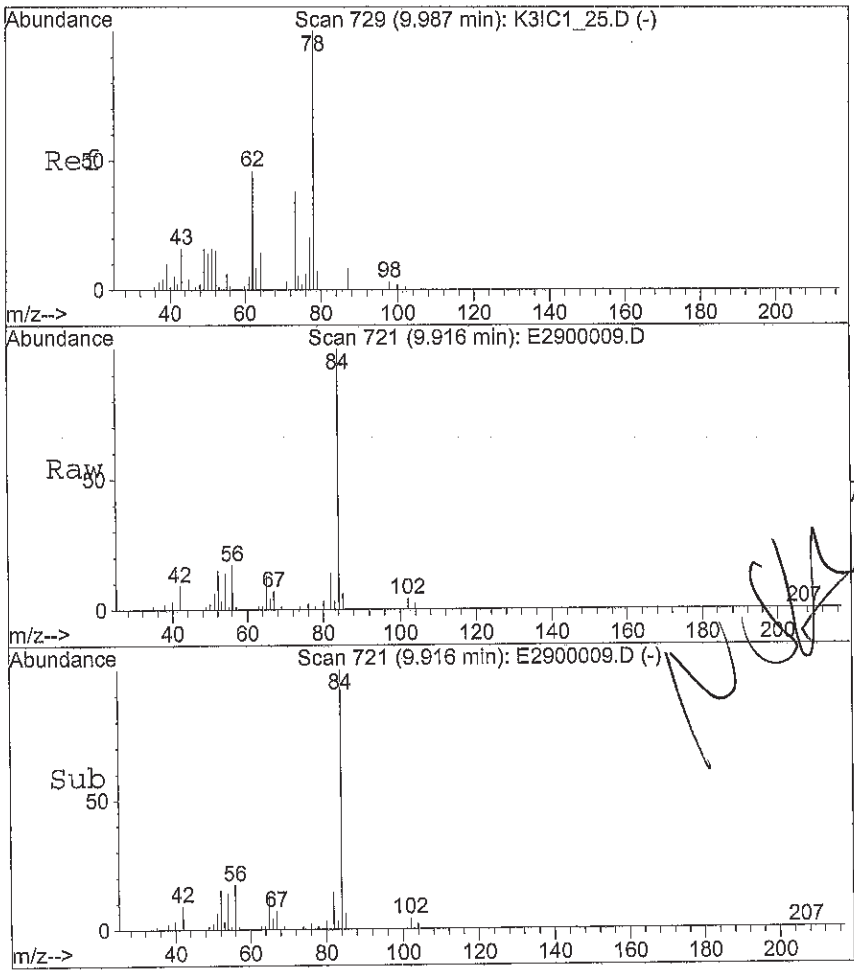

#32
1,2-Dichloroethane
Concen: 1.14 ug/L
RT: 9.92 min Scan# 721
Delta R.T. -0.07 min
Lab File: E2900009.D
Acq: 29 May 2014 12:11 pm

Tgt Ion: 62 Resp: 5925

Ion	Ratio	Lower	Upper
62	100		
64	165.1	28.0	42.0#
49	0.0	28.5	42.7#
98	0.0	6.2	9.4#

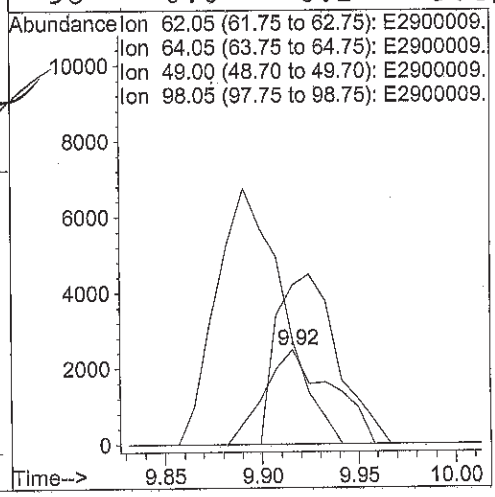

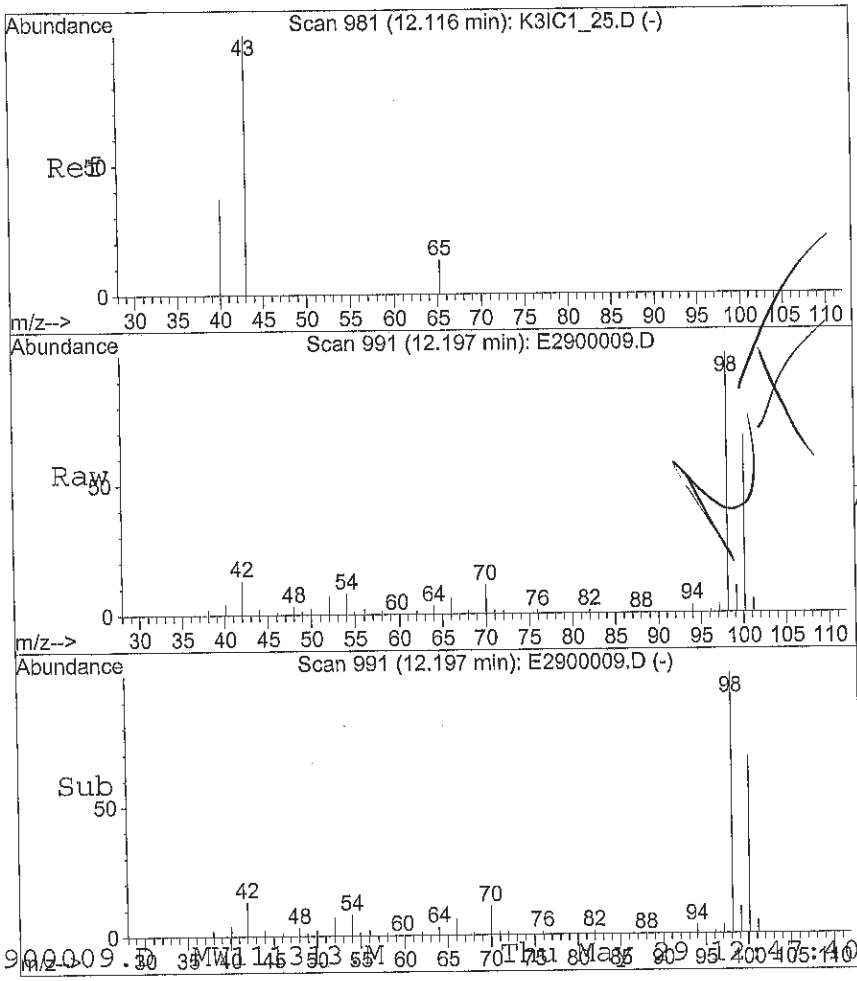

#40
(MIBK) 4-Methyl-2-Pentanone
Concen: 2.25 ug/L
RT: 12.20 min Scan# 991
Delta R.T. 0.08 min
Lab File: E2900009.D
Acq: 29 May 2014 12:11 pm

Tgt Ion: 43 Resp: 5742

Ion	Ratio	Lower	Upper
43	100		
58	168.1	0.0	0.0#
85	0.0	0.0	0.0
100	16241.5	0.0	0.0#

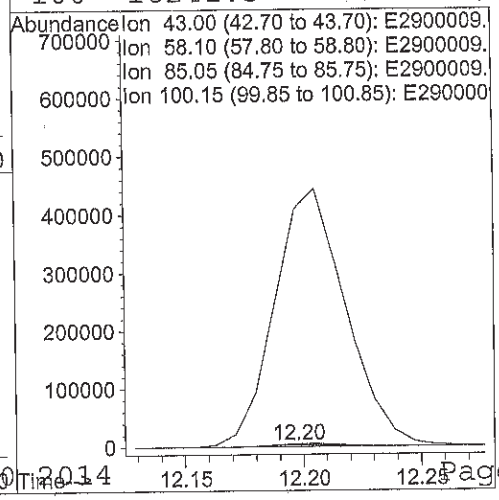

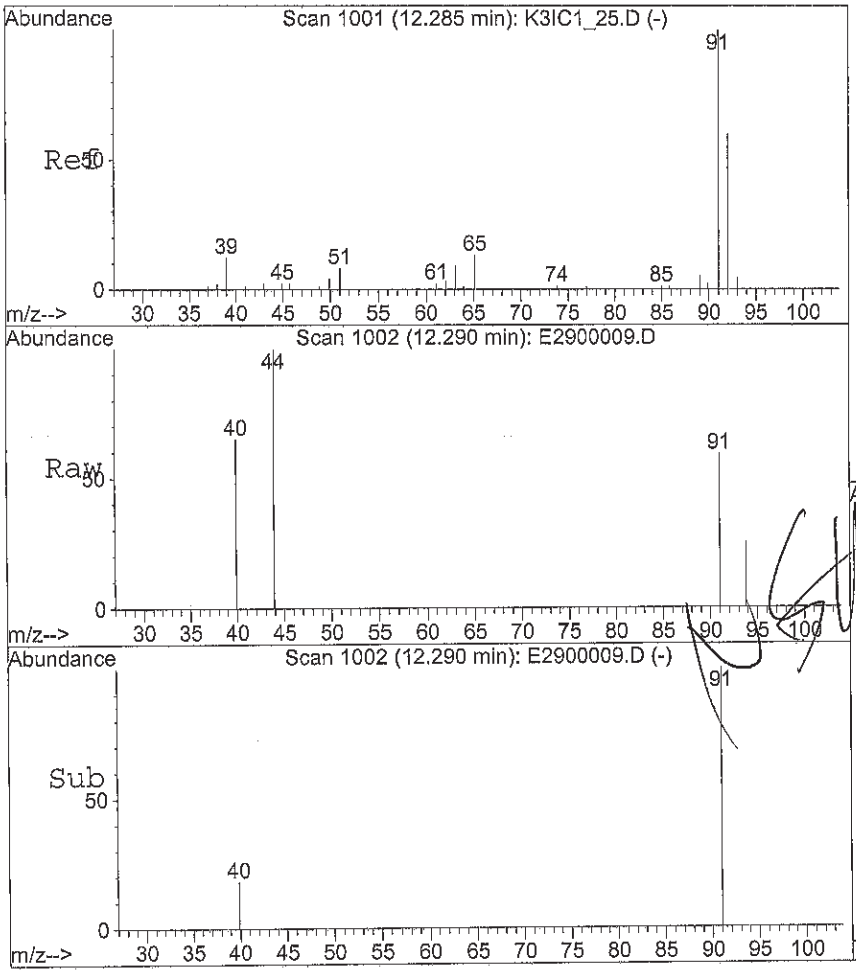

#41
Toluene
Concen: 0.13 ug/L
RT: 12.29 min Scan# 1002
Delta R.T. 0.00 min
Lab File: E2900009.D
Acq: 29 May 2014 12:11 pm

Tgt Ion: 91 Resp: 2191

Ion	Ratio	Lower	Upper
91	100		
92	11.7	47.4	71.0#

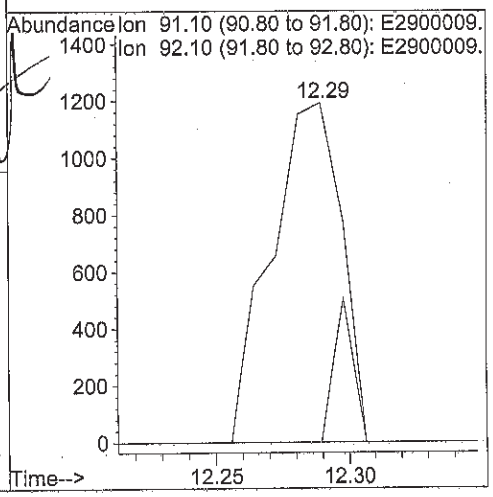

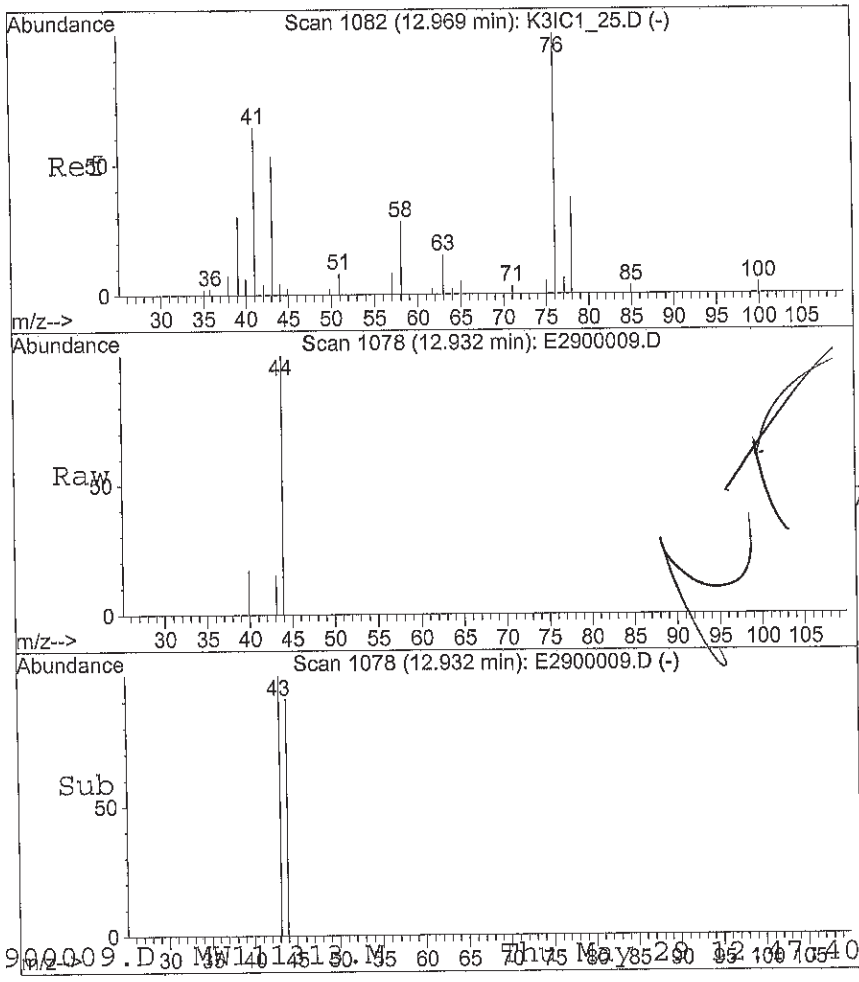

#46
2-Hexanone
Concen: 0.10 ug/L
RT: 12.93 min Scan# 1078
Delta R.T. -0.04 min
Lab File: E2900009.D
Acq: 29 May 2014 12:11 pm

Tgt Ion: 43 Resp: 274

Ion	Ratio	Lower	Upper
43	100		
58	0.0	40.9	61.3#
100	0.0	5.5	8.3#
85	0.0	4.3	6.5#

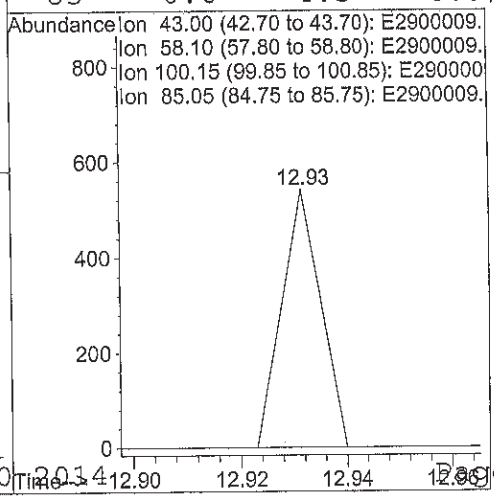

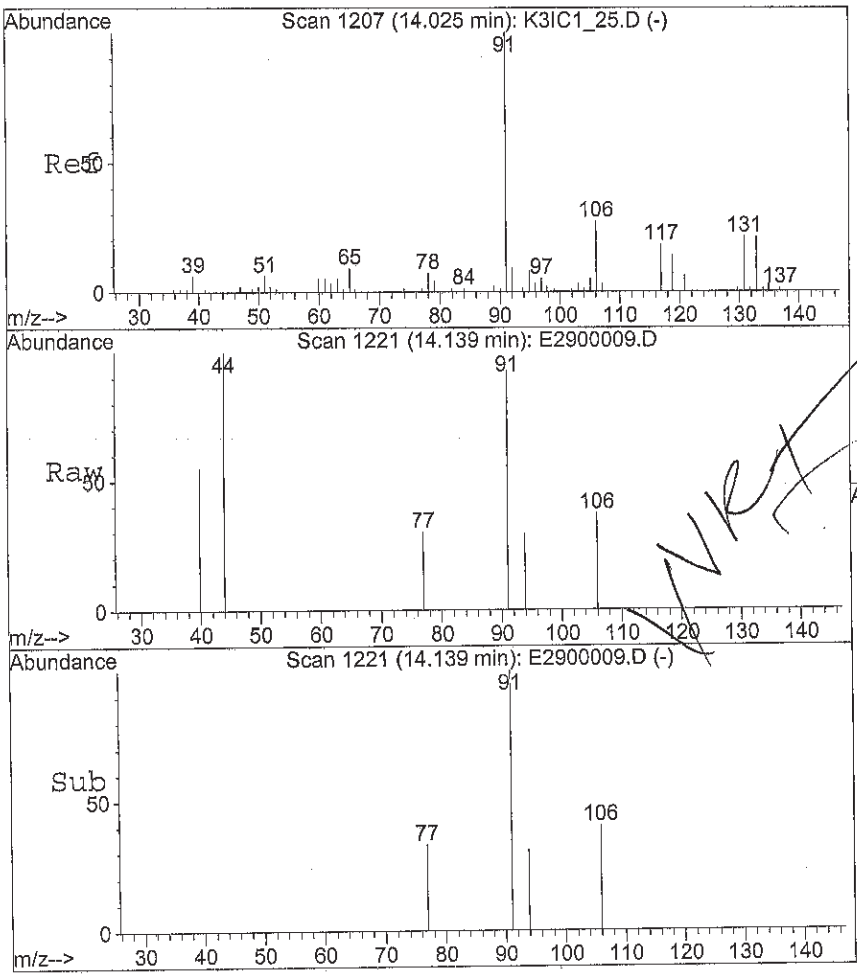

#51
Ethylbenzene
Concen: 0.15 ug/L
RT: 14.14 min Scan# 1221
Delta R.T. 0.11 min
Lab File: E2900009.D
Acq: 29 May 2014 12:11 pm

Tgt Ion: 91 Resp: 2992

Ion	Ratio	Lower	Upper
91	100		
106	27.7	23.5	35.3

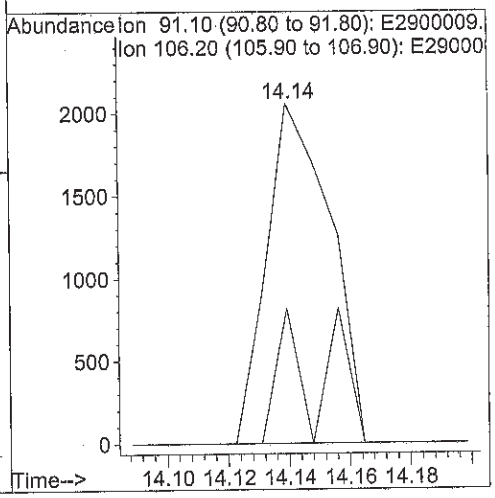

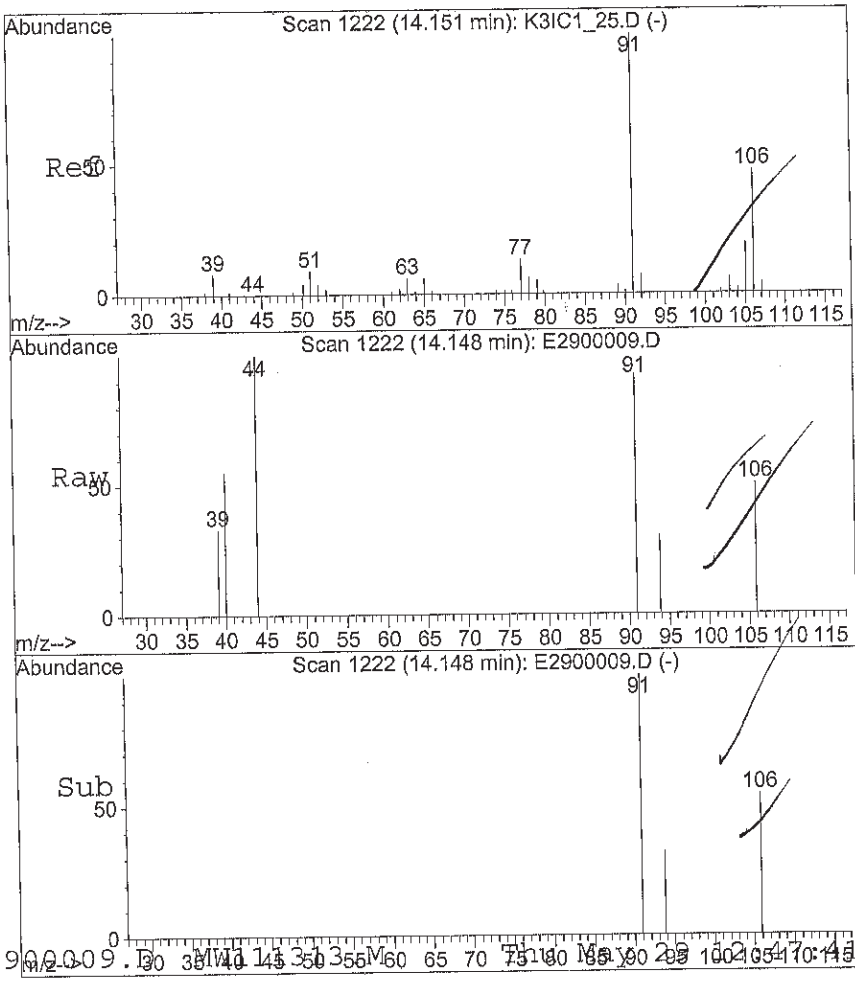

#52
m,p-Xylenes
Concen: 0.18 ug/L
RT: 14.15 min Scan# 1222
Delta R.T. -0.00 min
Lab File: E2900009.D
Acq: 29 May 2014 12:11 pm

Tgt Ion:106 Resp: 1298

Ion	Ratio	Lower	Upper
106	100		
91	230.5	177.1	265.7

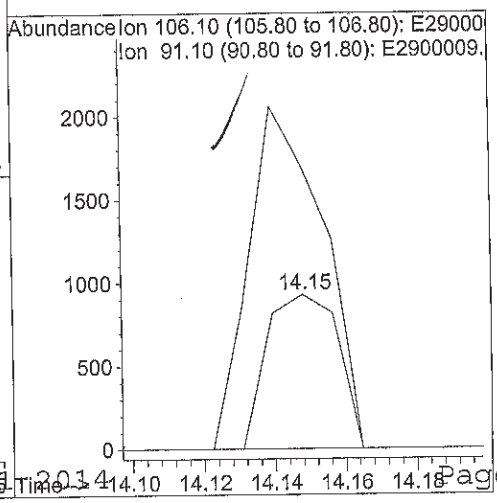



#56
Isopropylbenzene
Concen: 0.07 ug/L
RT: 15.22 min Scan# 1349
Delta R.T. 0.22 min
Lab File: E2900009.D
Acq: 29 May 2014 12:11 pm

Tgt Ion:105 Resp: 1301

Ion	Ratio	Lower	Upper
105	100		
120	0.0	19.3	28.9#
77	244.7	13.1	19.7#

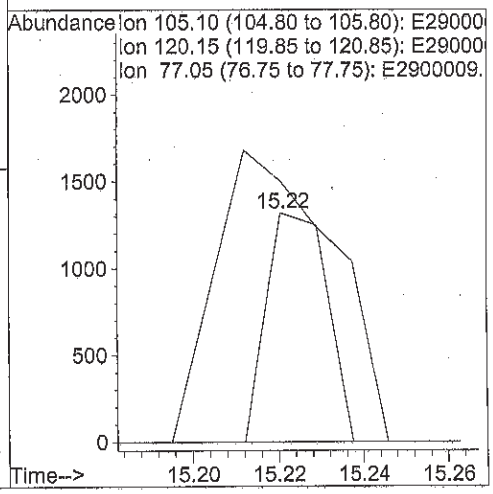

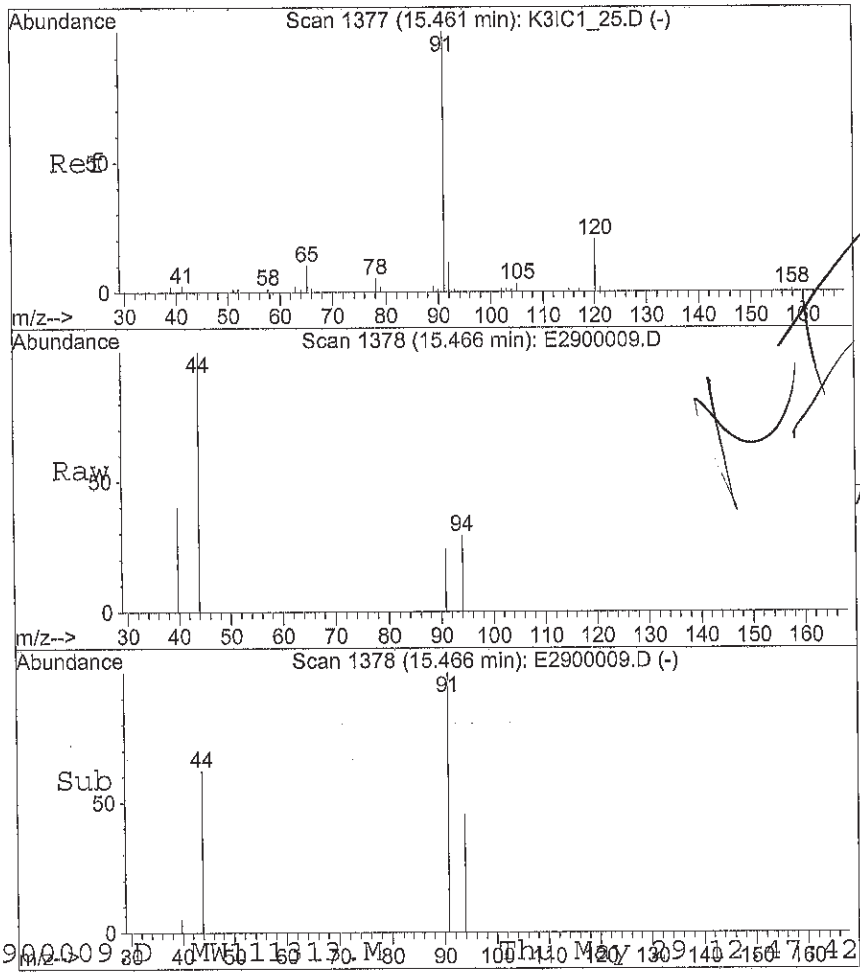

#62
n-Propylbenzene
Concen: 0.01 ug/L
RT: 15.47 min Scan# 1378
Delta R.T. 0.00 min
Lab File: E2900009.D
Acq: 29 May 2014 12:11 pm

Tgt Ion: 91 Resp: 384

Ion	Ratio	Lower	Upper
91	100		
120	0.0	16.1	24.1#

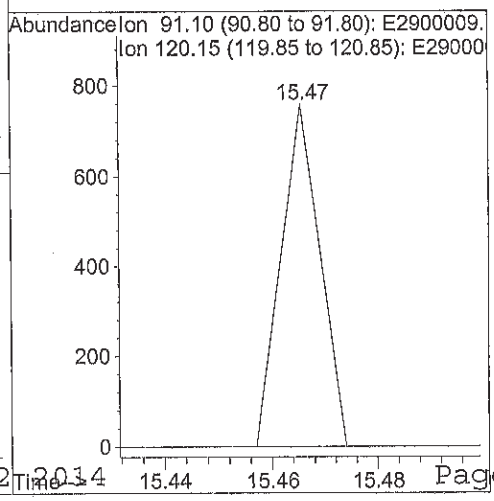

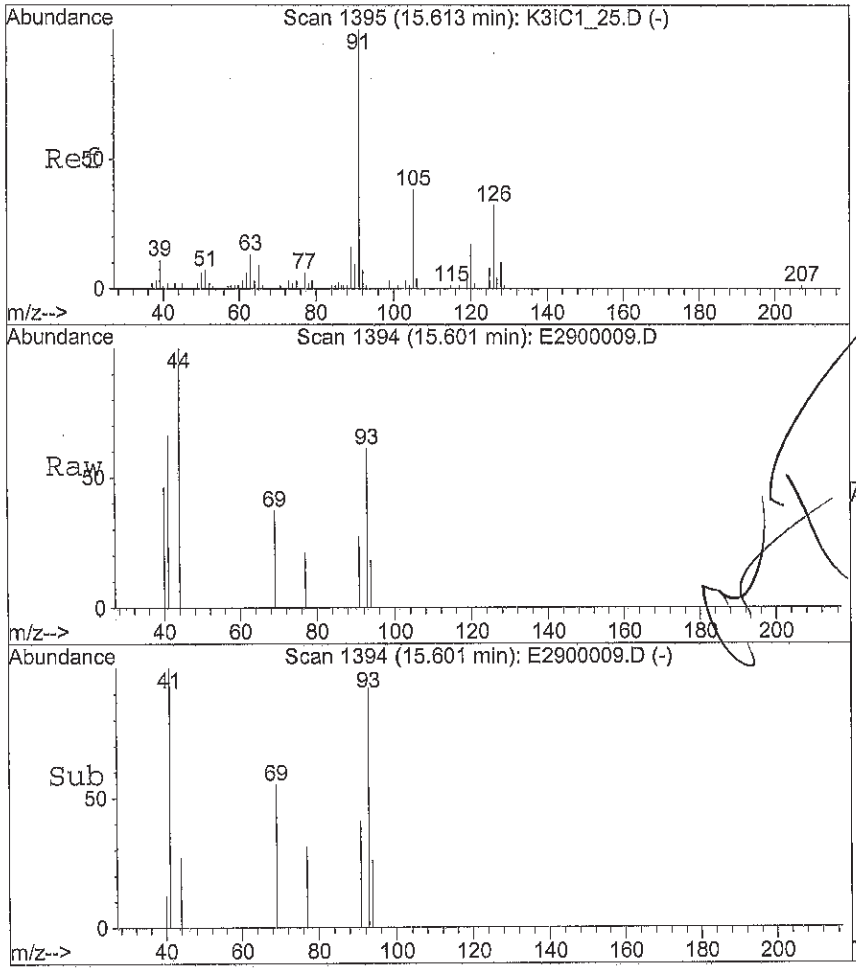

#63
2-Chlorotoluene
Concen: 0.02 ug/L
RT: 15.60 min Scan# 1394
Delta R.T. -0.01 min
Lab File: E2900009.D
Acq: 29 May 2014 12:11 pm

Tgt Ion: 91 Resp: 416

Ion	Ratio	Lower	Upper
91	100		
126	0.0	24.0	36.0#

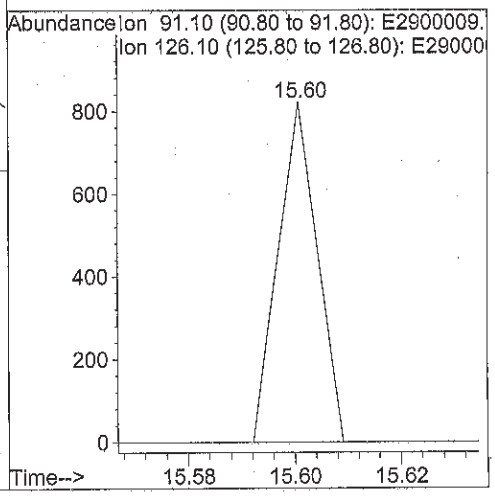

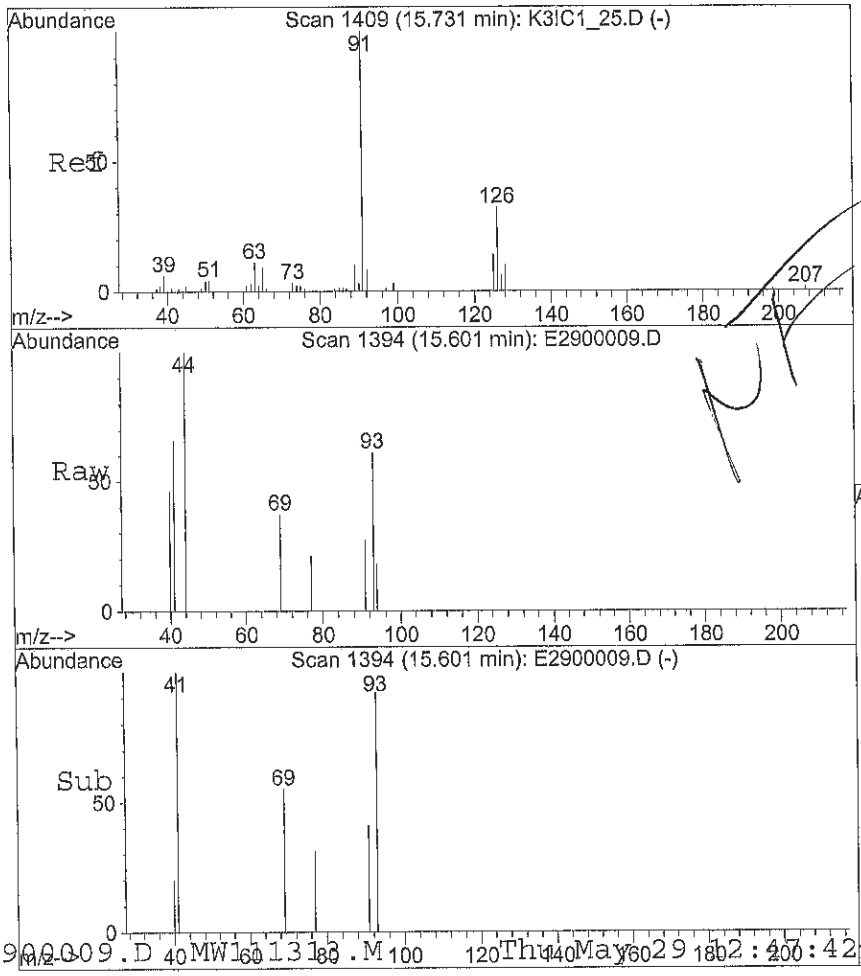

#65
4-Chlorotoluene
Concen: 0.03 ug/L
RT: 15.60 min Scan# 1394
Delta R.T. -0.13 min
Lab File: E2900009.D
Acq: 29 May 2014 12:11 pm

Tgt Ion: 91 Resp: 416

Ion	Ratio	Lower	Upper
91	100		
126	0.0	24.6	36.8#

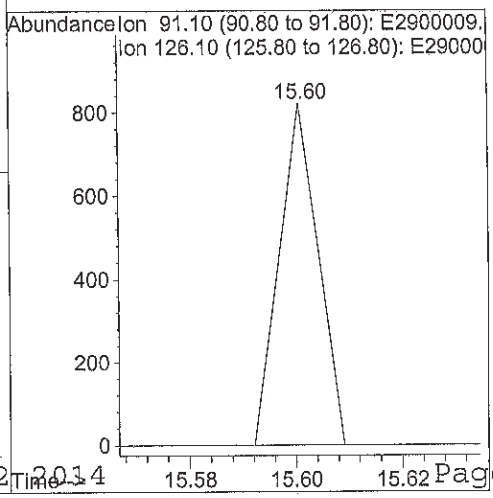

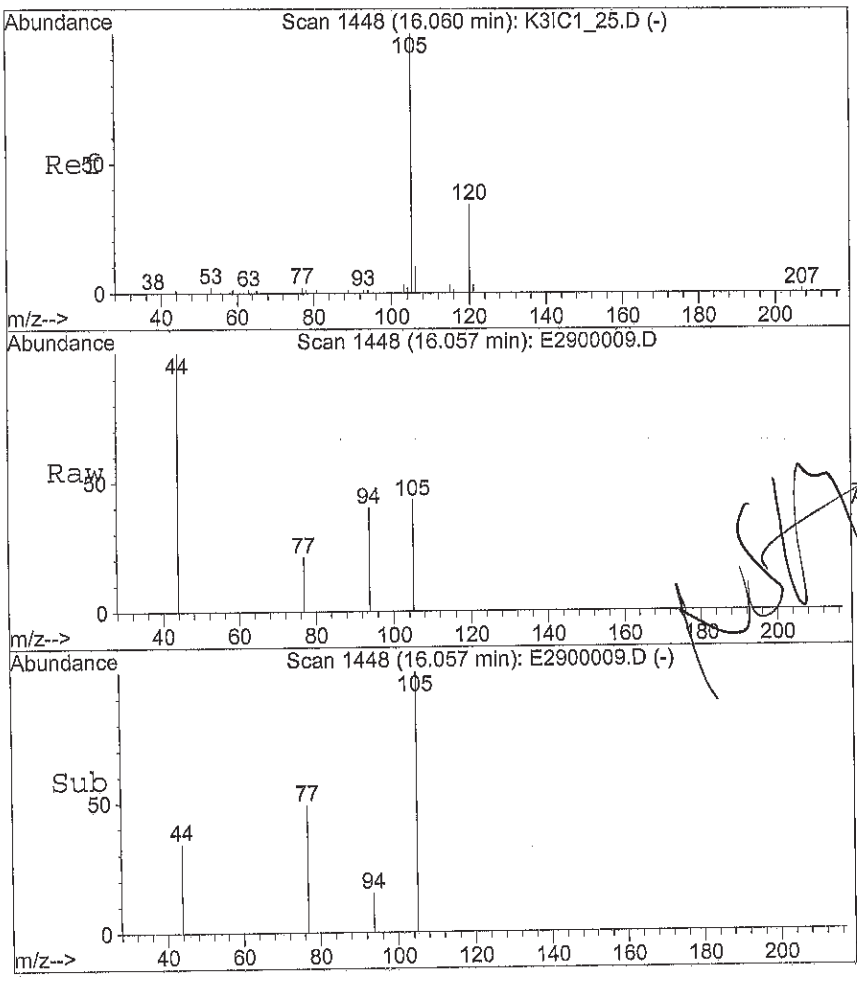

#67
1,2,4-Trimethylbenzene
Concen: 0.05 ug/L
RT: 16.06 min Scan# 1448
Delta R.T. -0.00 min
Lab File: E2900009.D
Acq: 29 May 2014 12:11 pm

Tgt Ion:105 Resp: 928

Ion	Ratio	Lower	Upper
105	100		
120	0.0	33.8	50.8#

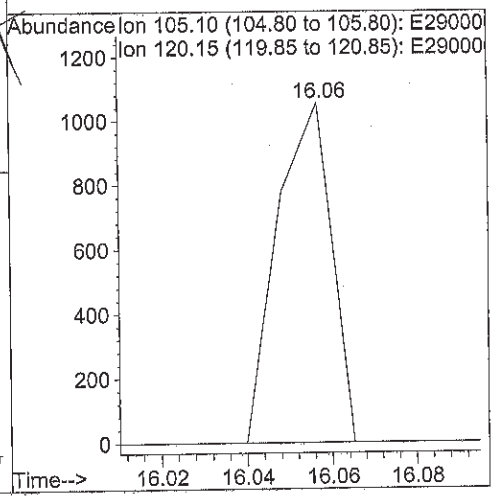

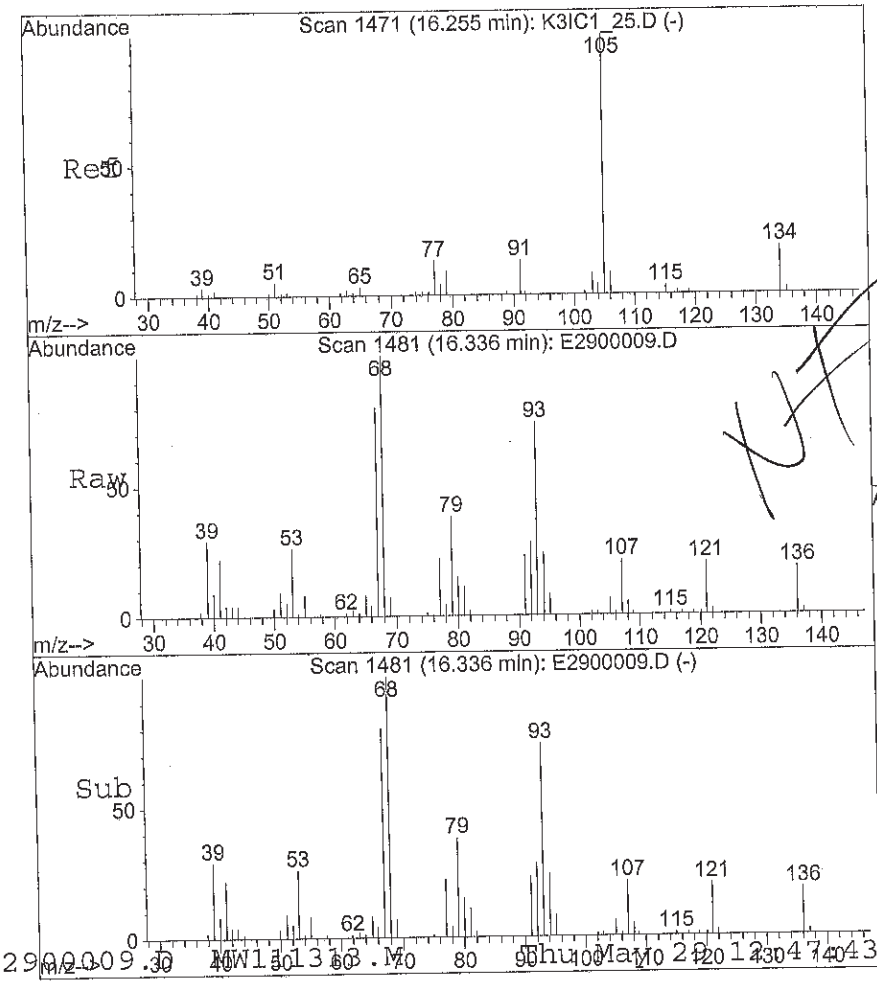

#68
sec-Butylbenzene
Concen: 0.33 ug/L
RT: 16.34 min Scan# 1481
Delta R.T. 0.08 min
Lab File: E2900009.D
Acq: 29 May 2014 12:11 pm

Tgt Ion:105 Resp: 7599

Ion	Ratio	Lower	Upper
105	100		
134	0.0	13.0	19.6#

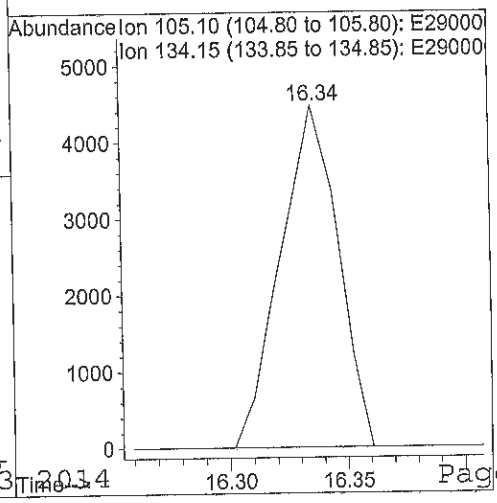

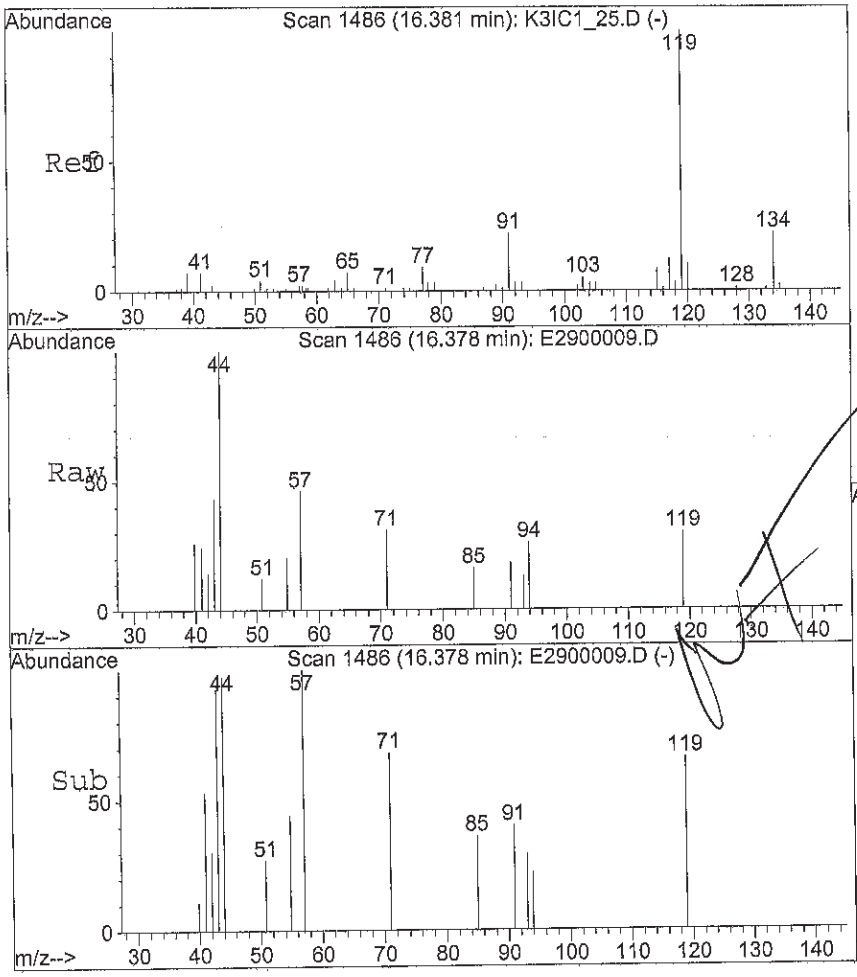

#69
p-Isopropyltoluene
Concen: 0.07 ug/L
RT: 16.38 min Scan# 1486
Delta R.T. -0.00 min
Lab File: E2900009.D
Acq: 29 May 2014 12:11 pm

Tgt Ion:119 Resp: 1382

Ion	Ratio	Lower	Upper
119	100		
134	0.0	17.4	26.2#
91	0.0	19.6	29.4#

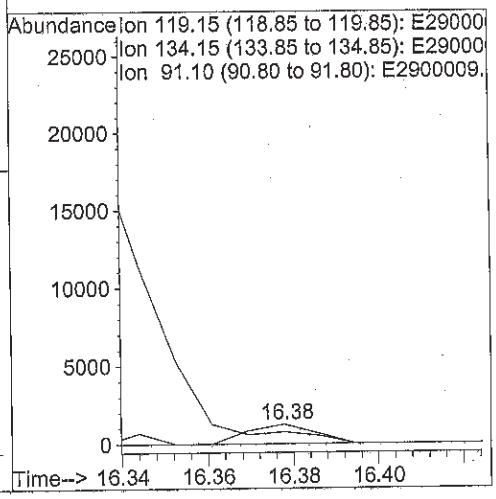

Quantitation Report (Not Reviewed)

Data File : C:\HPCHEM\1\DATA\052914L3\E2900009.D Vial: 8
Acq On : 29 May 2014 12:11 pm Operator: DN
Sample : 3E42901-08 Inst : GC/MS Ins
Misc : 100cc SVL-531-SA5D-SV-5.0-6.0 Multiplr: 10.00
MS Integration Params: rteint.p
Quant Time: May 29 13:01 19114 Quant Results File: SS072713.RES

Quant Method : C:\HPCHEM\1\METHODS\SS072713.M (RTE Integrator)
Title : 8260B GC/MS #3 ICAL SSSF 07/27/13 DN
Last Update : Mon Nov 18 10:31:39 2013
Response via : Initial Calibration
DataAcq Meth : MW111313

Internal Standards	R.T.	QIon	Response	Conc	Units	Dev(Min)
1) Fluorobenzene (IS)	10.29	96	1563526	12.50	ug/L	-0.03
7) Chlorobenzene-d5 (IS)	13.92	117	1279374	12.50	ug/L	0.00
10) 1,4-Dichlorobenzene-d4 (IS	16.51	152	693986	12.50	ug/L	0.00
System Monitoring Compounds						
2) Dibromofluoromethane (SU1)	9.43	113	437328	10.76	ug/L	0.00
Spiked Amount 12.500	Range 75 - 125		Recovery = 86.08%			
3) Chloroform-d (SU6)	9.18	84	679265	11.64	ug/L	0.00
Spiked Amount 12.500	Range 70 - 140		Recovery = 93.12%			
4) Methylene Chloride-d2 (SU5	7.05	86	393895	11.55	ug/L	-0.03
Spiked Amount 12.500	Range 70 - 140		Recovery = 92.40%			
5) 1,2-Dichloroethane-d4 (SU2	9.89	65	433965	15.62	ug/L	-0.00
Spiked Amount 12.500	Range 75 - 125		Recovery = 124.96%			
6) Benzene-d6 (SU7)	9.92	84	1357517	11.06	ug/L	-0.03
Spiked Amount 12.500	Range 70 - 140		Recovery = 88.48%			
8) Toluene-d8 (SU3)	12.21	98	1385172	11.41	ug/L	-0.02
Spiked Amount 12.500	Range 75 - 125		Recovery = 91.28%			
9) 4-Bromofluorobenzene (SU4)	15.22	95	698027	13.93	ug/L	0.00
Spiked Amount 12.500	Range 75 - 125		Recovery = 111.44%			

Target Compounds Qvalue

(#) = qualifier out of range (m) = manual integration

Quantitation Report

Data File : C:\HPCHEM\1\DATA\052914L3\E2900009.D Vial: 8
Acq On : 29 May 2014 12:11 pm Operator: DN
Sample : 3E42901-08 Inst : GC/MS Ins
Misc : 100cc SVL-531-SA5D-SV-5.0-6.0 Multiplr: 10.00
MS Integration Params: rteint.p
Quant Time: May 29 13:01 19114 Quant Results File: SS072713.RES

Method : C:\HPCHEM\1\METHODS\SS072713.M (RTE Integrator)
Title : 8260B GC/MS #3 ICAL SSSF 07/27/13 DN
Last Update : Mon Nov 18 10:31:39 2013
Response via : Initial Calibration



Quantitation Report (Not Reviewed)

Data File : C:\HPCHEM\1\DATA\052914L3\E2900010.D Vial: 1
Acq On : 29 May 2014 12:57 pm Operator: DN
Sample : 3E42901-09 Inst : GC/MS Ins
Misc : 100cc SVL-539-SA5D-SV-4.5-5.5 Multiplr: 10.00
MS Integration Params: rteint.p
Quant Time: May 29 13:19 19114 Quant Results File: MW111313.RES

Quant Method : C:\HPCHEM\1\METHODS\MW111313.M (RTE Integrator)
Title : 8260B GC/MS #3 ICAL 11/13/13 DN
Last Update : Wed Nov 13 19:38:32 2013
Response via : Initial Calibration
DataAcq Meth : MW111313

AF

Internal Standards	R.T.	QIon	Response	Conc Units	Dev(Min)
1) Fluorobenzene (IS)	10.29	96	1549175	12.50 ug/L	0.00
38) Chlorobenzene-d5 (IS)	13.92	117	1274965	12.50 ug/L	0.00
59) 1,4-Dichlorobenzene-d4 (IS	16.51	152	707525	12.50 ug/L	0.00
System Monitoring Compounds					
2) Dibromofluoromethane (SU1)	9.42	113	452955	11.72 ug/L	0.00
Spiked Amount 12.500	Range 75 - 125		Recovery = 93.76%		
28) 1,2-Dichloroethane-d4 (SU2	9.89	65	438016	11.93 ug/L	0.00
Spiked Amount 12.500	Range 75 - 125		Recovery = 95.44%		
39) Toluene-d8 (SU3)	12.20	98	1388281	11.67 ug/L	0.00
Spiked Amount 12.500	Range 75 - 125		Recovery = 93.36%		
58) 4-Bromofluorobenzene (SU4)	15.23	95	693437	13.30 ug/L	0.00
Spiked Amount 12.500	Range 75 - 125		Recovery = 106.40%		
Target Compounds					Qvalue
3) (F12) Dichlorodifluorometh	4.09	85	285	0.08 ug/L #	44
4) Chloromethane	4.39	50	1846	-0.51 ug/L #	41
7) Chloroethane	5.18	64	1705	2.01 ug/L	86
11) Acetone	6.45	58	3282	0.32 ug/L	89
12) (IPA) Leak Check Compound	6.45	45	295413	1586.91 ug/L #	82
14) Methylene Chloride	7.04	84	6276	1.48 ug/L #	1
15) (TBA) tert-Butanol	7.14	59	276	1.04 ug/L #	77
24) Chloroform	9.20	83	5430	0.67 ug/L #	72
29) 1,1-Dichloropropene	9.91	75	337	0.06 ug/L #	1
31) Benzene	9.91	78	11857	0.81 ug/L #	77
32) 1,2-Dichloroethane	9.92	62	6485	1.26 ug/L #	1
40) (MIBK) 4-Methyl-2-Pentanon	12.20	43	7141	2.81 ug/L #	100
41) Toluene	12.27	91	4180	0.24 ug/L	86
46) 2-Hexanone	12.96	43	288	0.10 ug/L #	37
51) Ethylbenzene	14.02	91	948	0.05 ug/L #	45
52) m,p-Xylenes	14.14	106	990	0.14 ug/L	83
54) Styrene	14.63	104	2208	-0.65 ug/L #	63
56) Isopropylbenzene	15.24	105	847	0.04 ug/L #	1
57) 1,2,3-Trichloropropane	15.29	75	707	0.14 ug/L #	36
62) n-Propylbenzene	15.46	91	640	0.02 ug/L #	56
63) 2-Chlorotoluene	15.61	91	540	0.03 ug/L #	45
65) 4-Chlorotoluene	15.63	91	361	0.02 ug/L #	44

(#) = qualifier out of range (m) = manual integration

Quantitation Report (Not Reviewed)

Data File : C:\HPCHEM\1\DATA\052914L3\E2900010.D Vial: 1
Acq On : 29 May 2014 12:57 pm Operator: DN
Sample : 3E42901-09 Inst : GC/MS Ins
Misc : 100cc SVL-539-SA5D-SV-4.5-5.5 Multiplr: 10.00
MS Integration Params: rteint.p
Quant Time: May 29 13:19 19114 Quant Results File: MW111313.RES

Quant Method : C:\HPCHEM\1\METHODS\MW111313.M (RTE Integrator)
Title : 8260B GC/MS #3 ICAL 11/13/13 DN
Last Update : Wed Nov 13 19:38:32 2013
Response via : Initial Calibration
DataAcq Meth : MW111313

Compound	R.T.	QIon	Response	Conc	Unit	Qvalue
67) 1,2,4-Trimethylbenzene	16.06	105	2229	0.12	~~ug/L~~ #	56
68) sec-Butylbenzene	16.33	105	7772	0.33	~~ug/L~~ #	62
69) p-Isopropyltoluene	16.38	119	3006	0.16	~~ug/L~~ #	52
72) n-Butylbenzene	16.84	91	260	0.01	~~ug/L~~ #	30
77) Naphthalene	19.44	128	818	0.06	~~ug/L~~	100

(#) = qualifier out of range (m) = manual integration

Quantitation Report

Data File : C:\HPCHEM\1\DATA\052914L3\E2900010.D Vial: 1
Acq On : 29 May 2014 12:57 pm Operator: DN
Sample : 3E42901-09 Inst : GC/MS Ins
Misc : 100cc SVL-539-SA5D-SV-4.5-5.5 Multiplr: 10.00
MS Integration Params: rteint.p
Quant Time: May 29 13:19 19114 Quant Results File: MW111313.RES

Method : C:\HPCHEM\1\METHODS\MW111313.M (RTE Integrator)
Title : 8260B GC/MS #3 ICAL 11/13/13 DN
Last Update : Wed Nov 13 19:38:32 2013
Response via : Initial Calibration





#3
(F12) Dichlorodifluoromethane
Concen: 0.08 ug/L
RT: 4.09 min Scan# 32
Delta R.T. 0.02 min
Lab File: E2900010.D
Acq: 29 May 2014 12:57 pm

Tgt Ion: 85 Resp: 285

Ion	Ratio	Lower	Upper
85	100		
87	0.0	24.6	37.0#

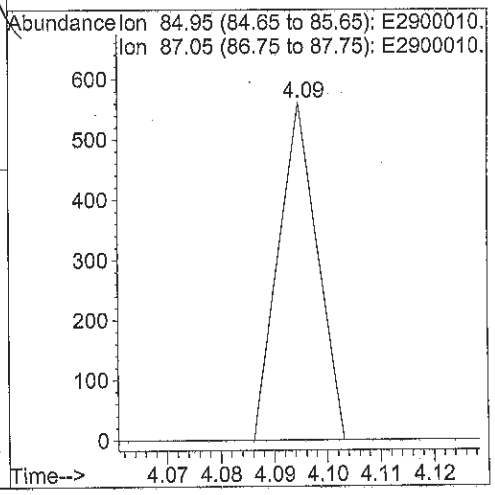

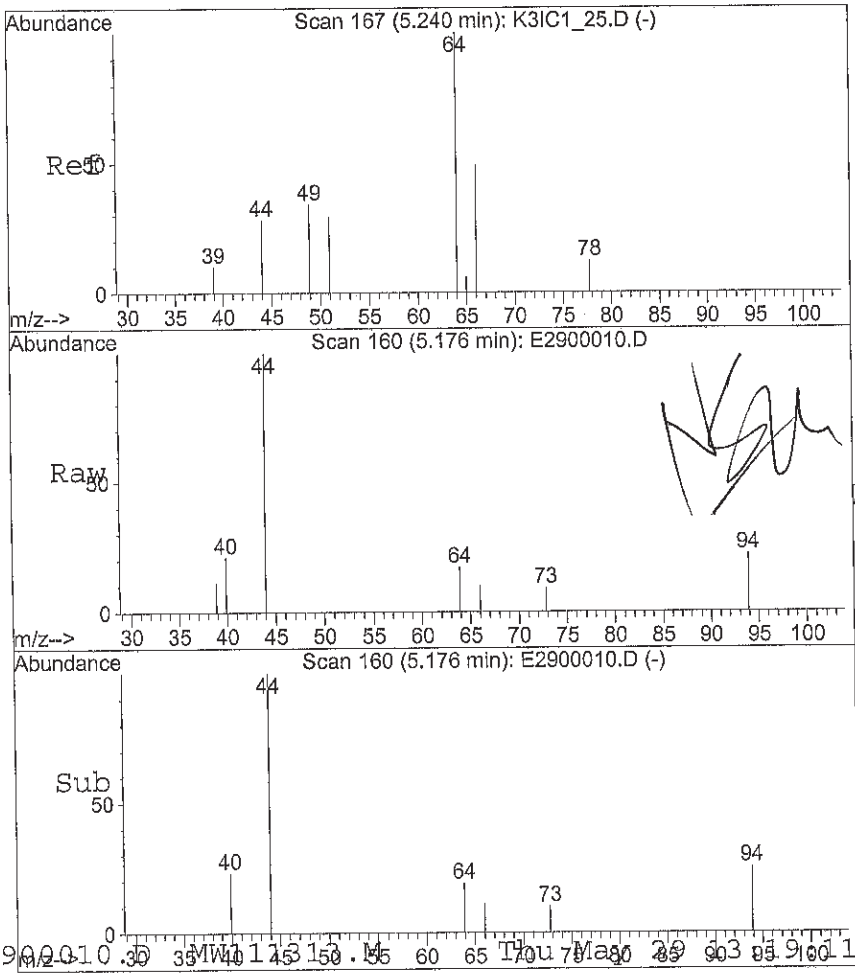

#7
Chloroethane
Concen: 2.01 ug/L
RT: 5.18 min Scan# 160
Delta R.T. -0.06 min
Lab File: E2900010.D
Acq: 29 May 2014 12:57 pm

Tgt Ion: 64 Resp: 1705

Ion	Ratio	Lower	Upper
64	100		
66	35.4	35.4	53.0

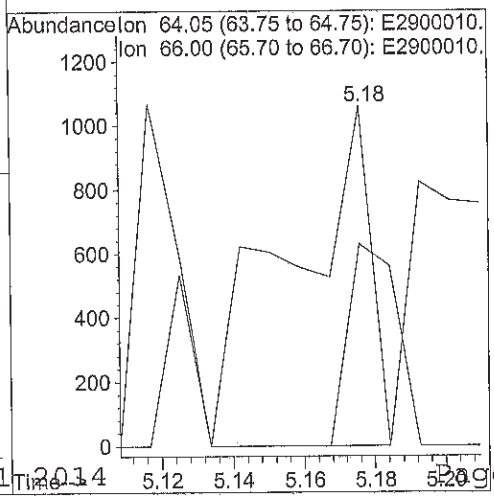

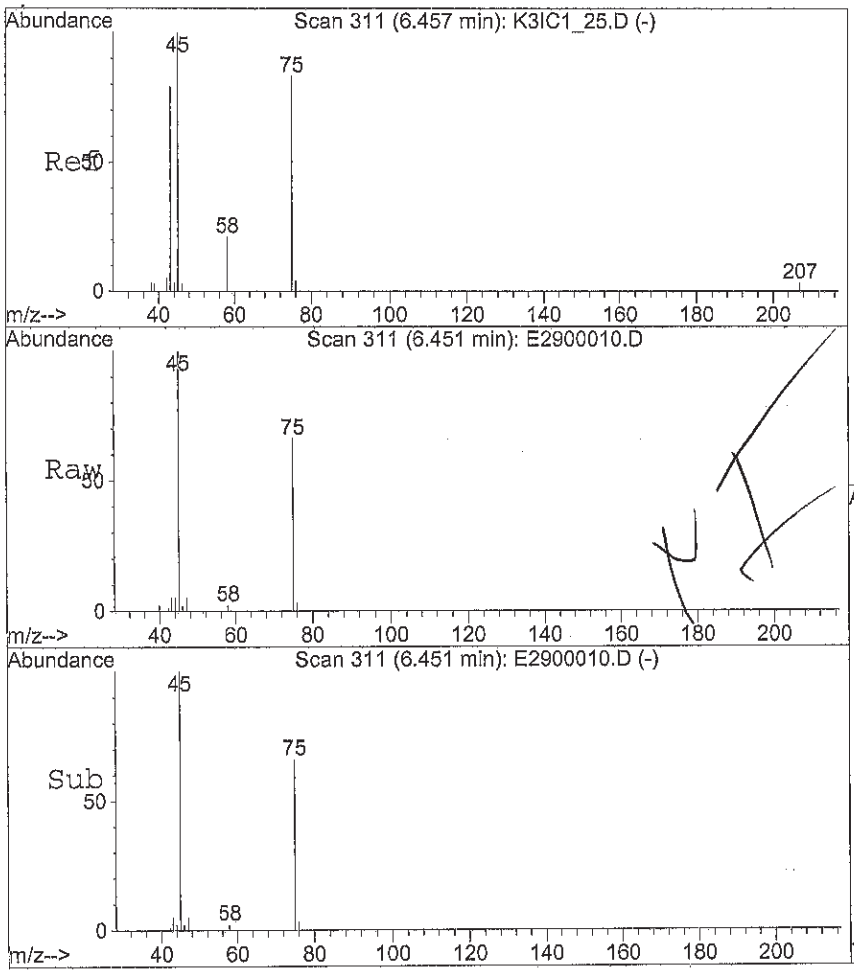

#11
Acetone
Concen: 0.32 ug/L
RT: 6.45 min Scan# 311
Delta R.T. -0.01 min
Lab File: E2900010.D
Acq: 29 May 2014 12:57 pm

Tgt Ion: 58 Resp: 3282

Ion	Ratio	Lower	Upper
58	100		
43	478.2	360.9	541.3

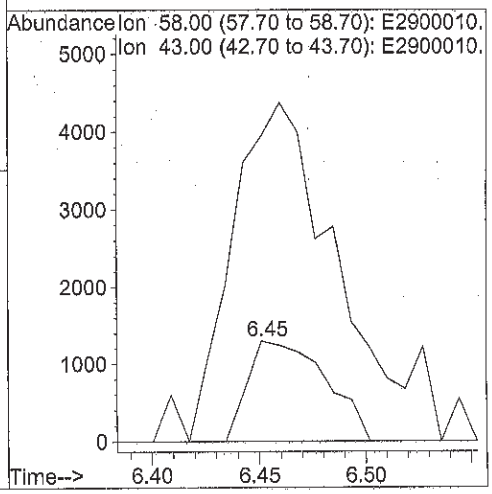

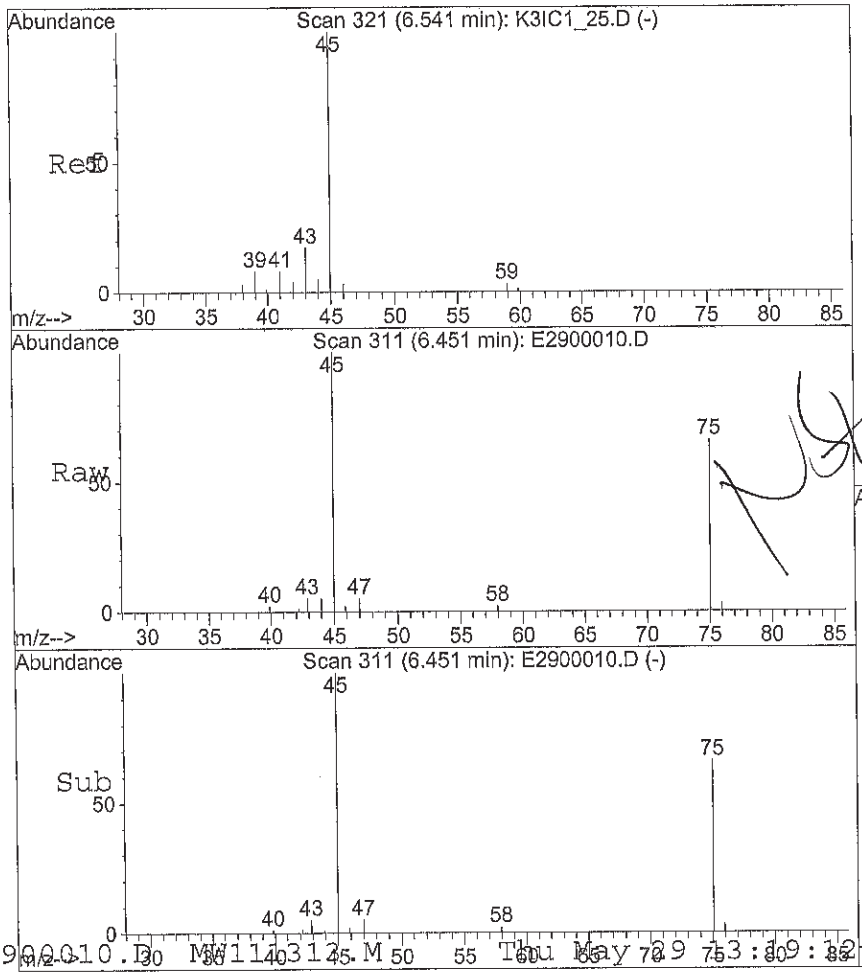

#12
(IPA) Leak Check Compound
Concen: 1586.91 ug/L
RT: 6.45 min Scan# 311
Delta R.T. -0.09 min
Lab File: E2900010.D
Acq: 29 May 2014 12:57 pm

Tgt Ion: 45 Resp: 295413

Ion	Ratio	Lower	Upper
45	100		
39	0.1	4.9	7.3#

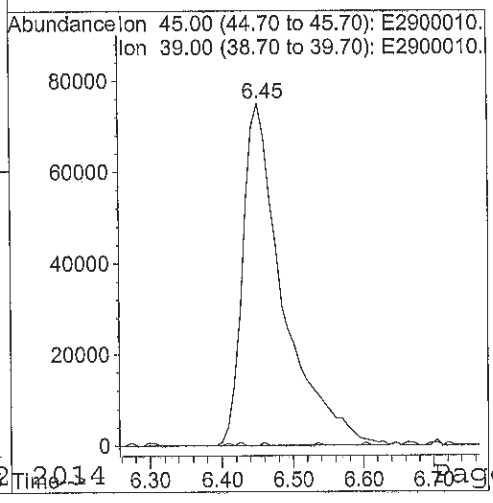

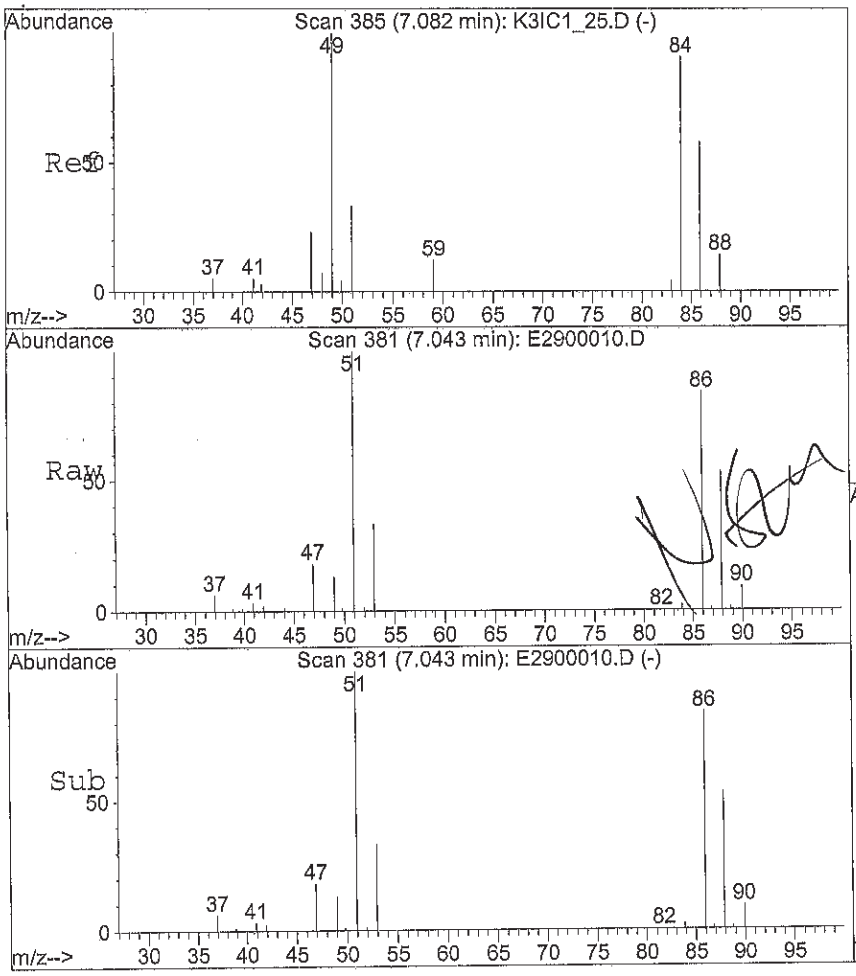

#14
Methylene Chloride
Concen: 1.48 ug/L
RT: 7.04 min Scan# 381
Delta R.T. -0.04 min
Lab File: E2900010.D
Acq: 29 May 2014 12:57 pm

Tgt Ion: 84 Resp: 6276

Ion	Ratio	Lower	Upper
84	100		
49	955.2	89.8	134.6#
86	6681.1	51.1	76.7#
51	7868.4	28.5	42.7#

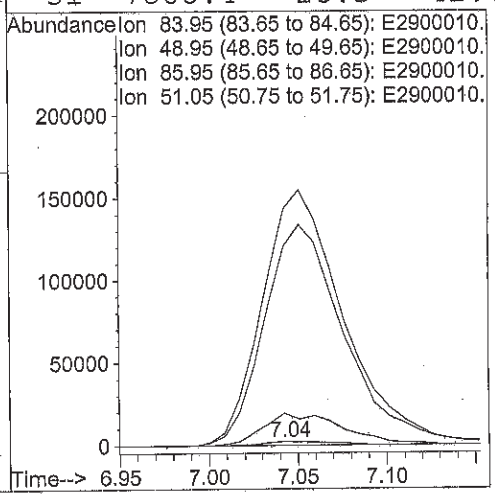

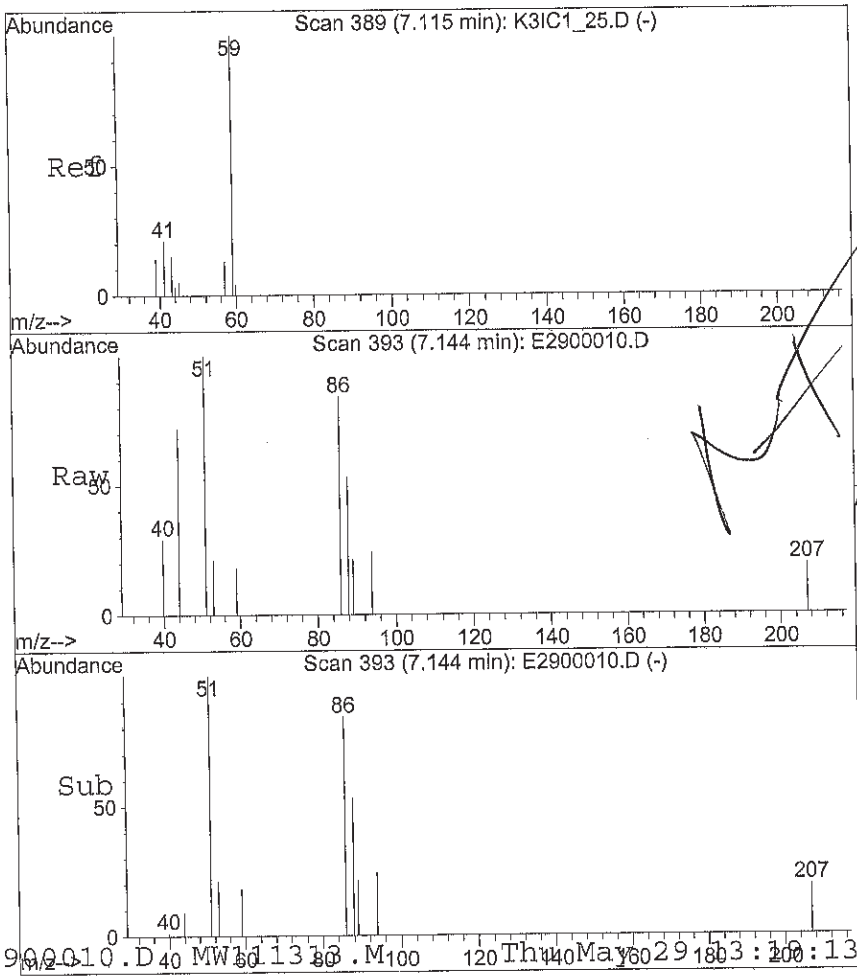

#15
(TBA) tert-Butanol
Concen: 1.04 ug/L
RT: 7.14 min Scan# 393
Delta R.T. 0.03 min
Lab File: E2900010.D
Acq: 29 May 2014 12:57 pm

Tgt Ion: 59 Resp: 276

Ion	Ratio	Lower	Upper
59	100		
57	0.0	6.4	9.6#

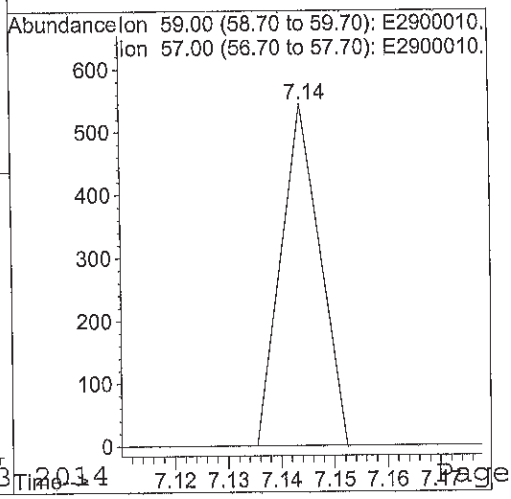

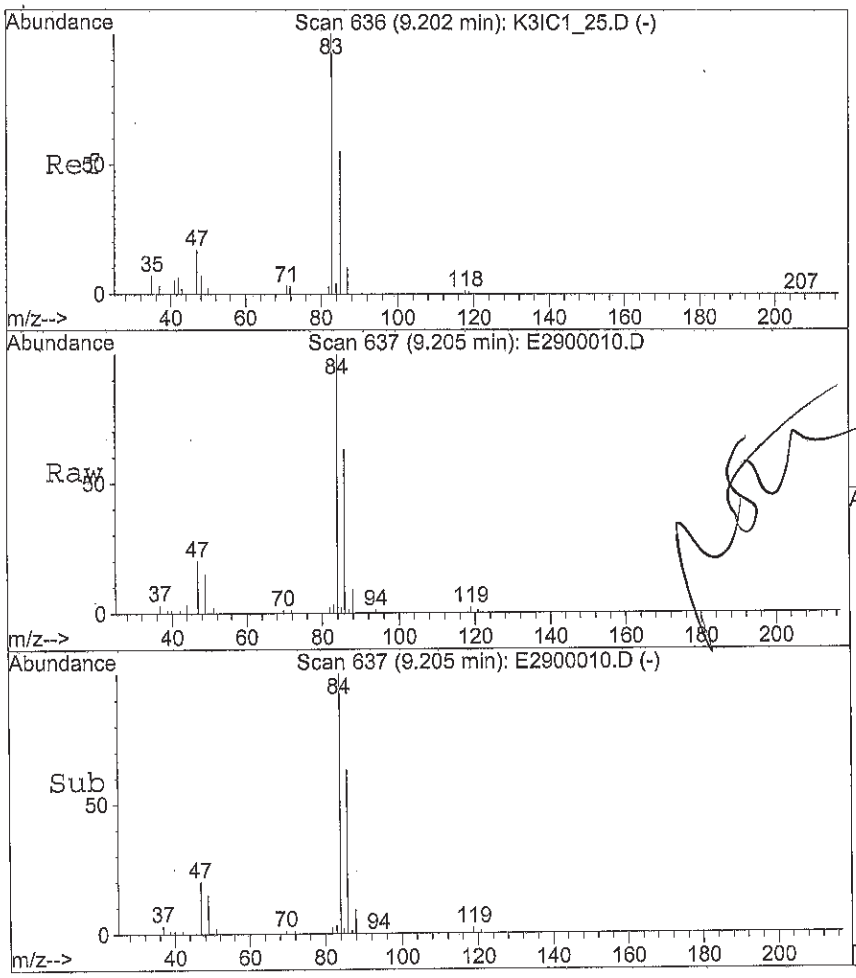

#24
Chloroform
Concen: 0.67 ug/L
RT: 9.20 min Scan# 637
Delta R.T. 0.00 min
Lab File: E2900010.D
Acq: 29 May 2014 12:57 pm

Tgt Ion: 83 Resp: 5430

Ion	Ratio	Lower	Upper
83	100		
85	87.1	51.8	77.6#

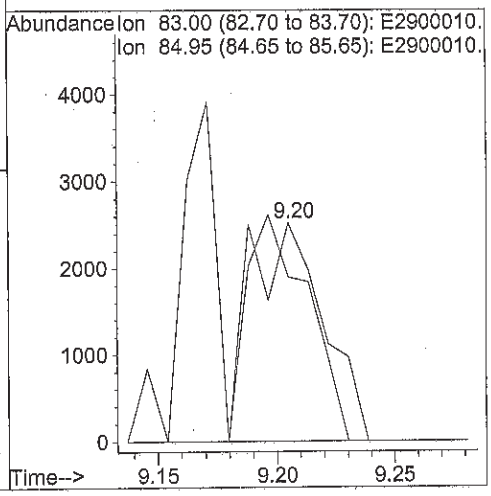

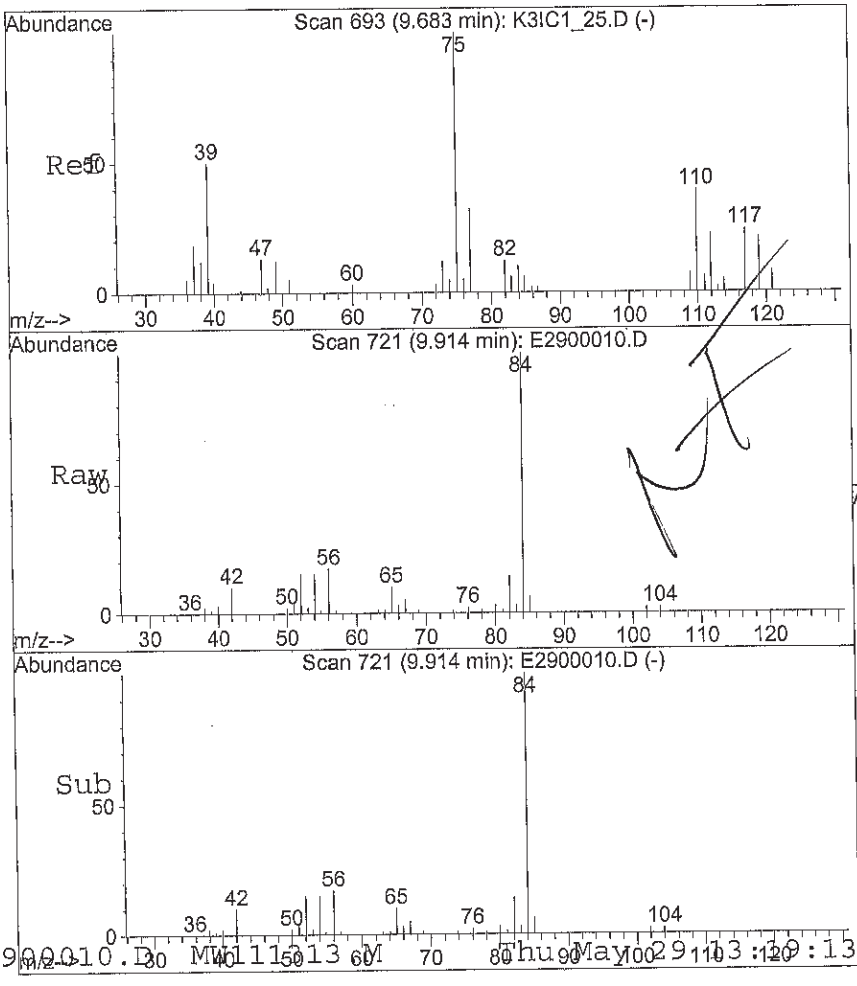

#29
1,1-Dichloropropene
Concen: 0.06 ug/L
RT: 9.91 min Scan# 721
Delta R.T. 0.23 min
Lab File: E2900010.D
Acq: 29 May 2014 12:57 pm

Tgt Ion: 75 Resp: 337

Ion	Ratio	Lower	Upper
75	100		
110	0.0	29.0	43.6#
77	582.8	25.0	37.4#

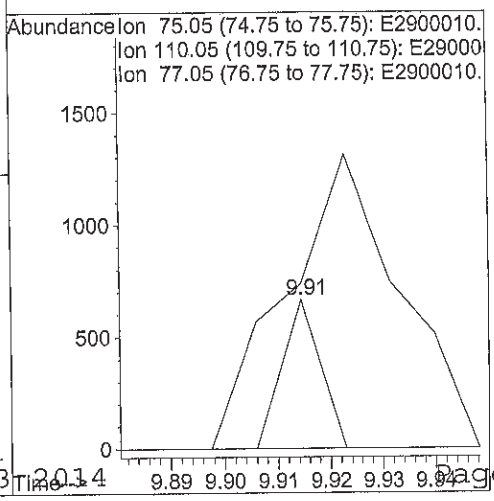

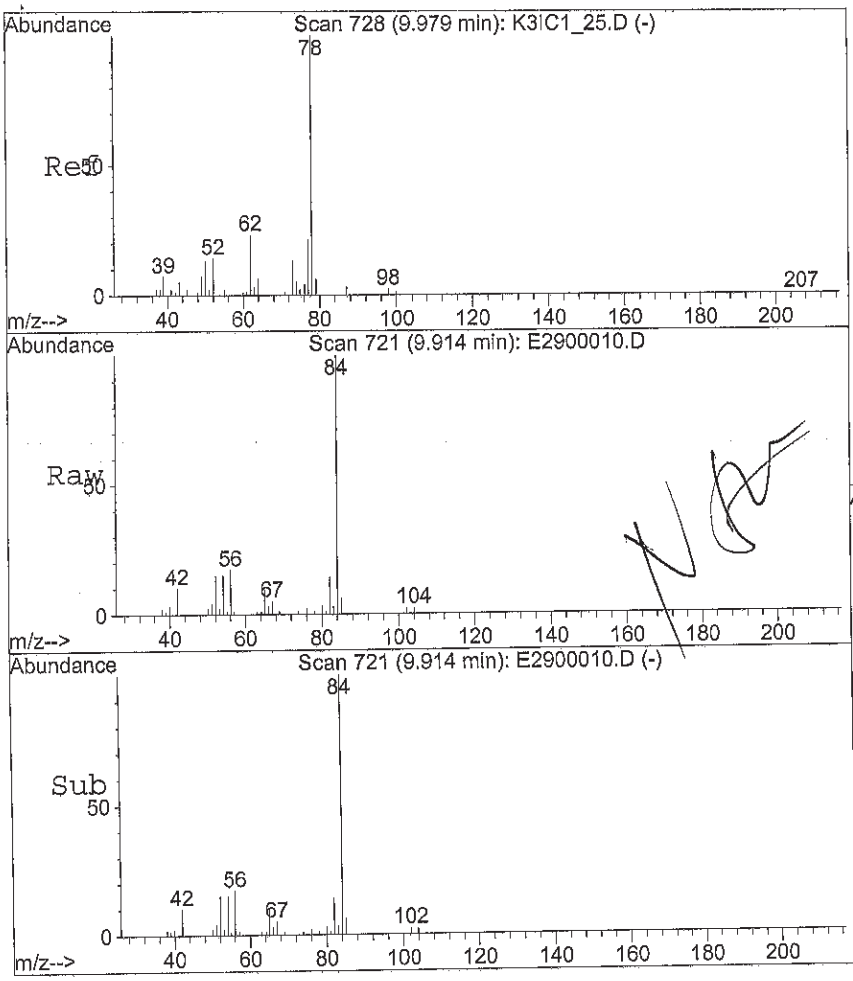

#31
Benzene
Concen: 0.81 ug/L
RT: 9.91 min Scan# 721
Delta R.T. -0.06 min
Lab File: E2900010.D
Acq: 29 May 2014 12:57 pm

Tgt Ion: 78 Resp: 11857

Ion	Ratio	Lower	Upper
78	100		
51	0.0	14.2	21.2#
77	16.6	16.6	24.8

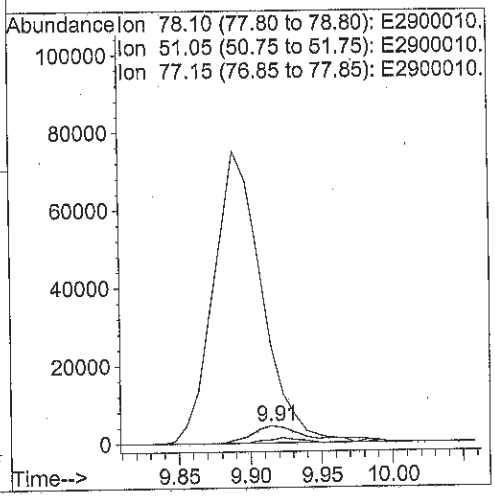

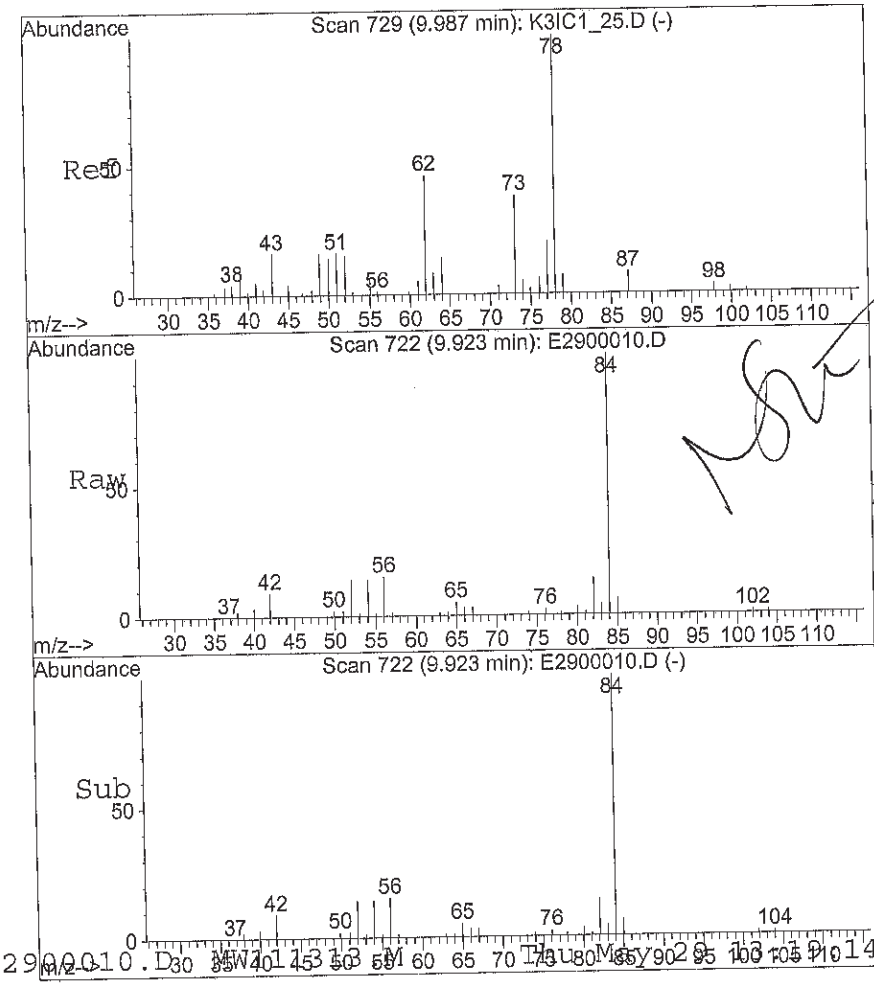

#32
1,2-Dichloroethane
Concen: 1.26 ug/L
RT: 9.92 min Scan# 722
Delta R.T. -0.06 min
Lab File: E2900010.D
Acq: 29 May 2014 12:57 pm

Tgt Ion: 62 Resp: 6485

Ion	Ratio	Lower	Upper
62	100		
64	194.3	28.0	42.0#
49	0.0	28.5	42.7#
98	0.0	6.2	9.4#

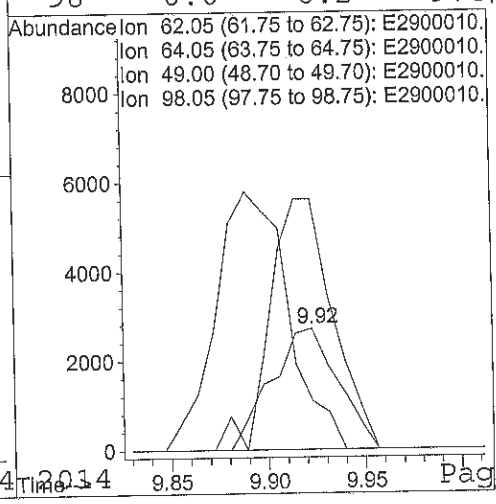

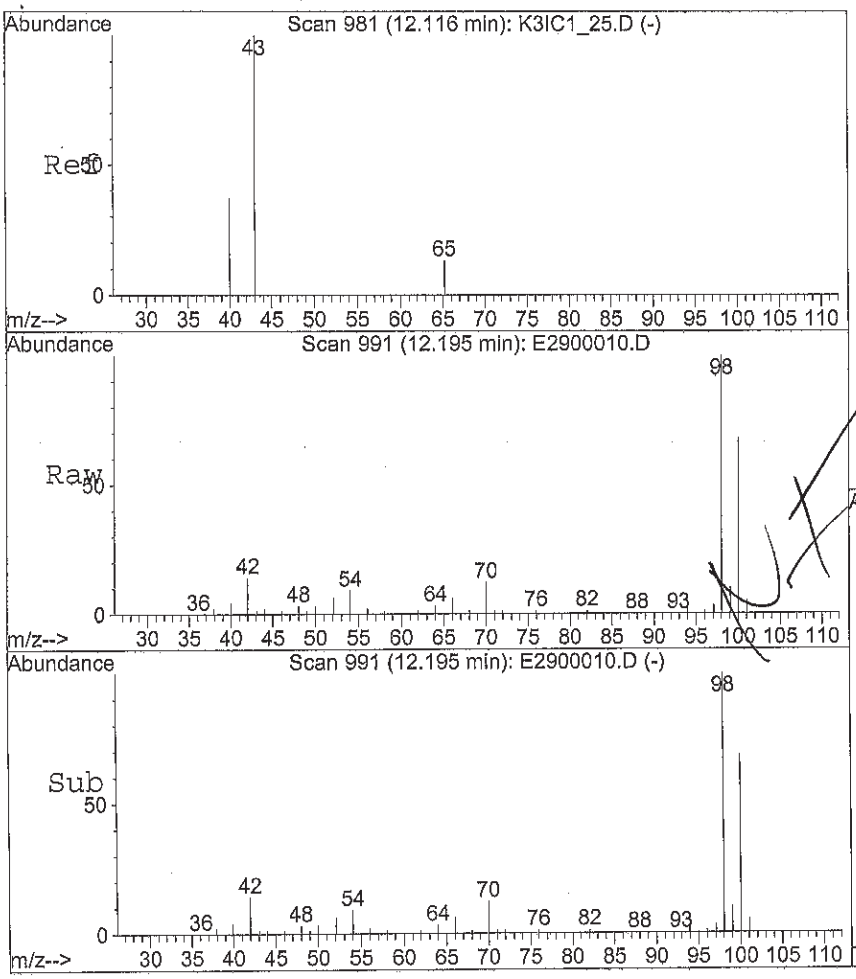

#40
(MIBK) 4-Methyl-2-Pentanone
Concen: 2.81 ug/L
RT: 12.20 min Scan# 991
Delta R.T. 0.08 min
Lab File: E2900010.D
Acq: 29 May 2014 12:57 pm

Tgt Ion: 43 Resp: 7141

Ion	Ratio	Lower	Upper
43	100		
58	136.7	0.0	0.0#
85	0.0	0.0	0.0
100	13119.7	0.0	0.0#

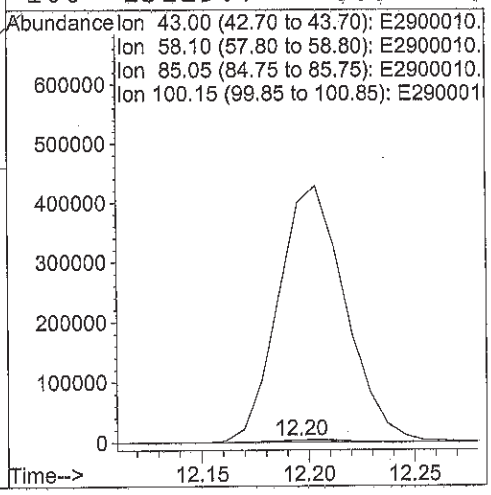

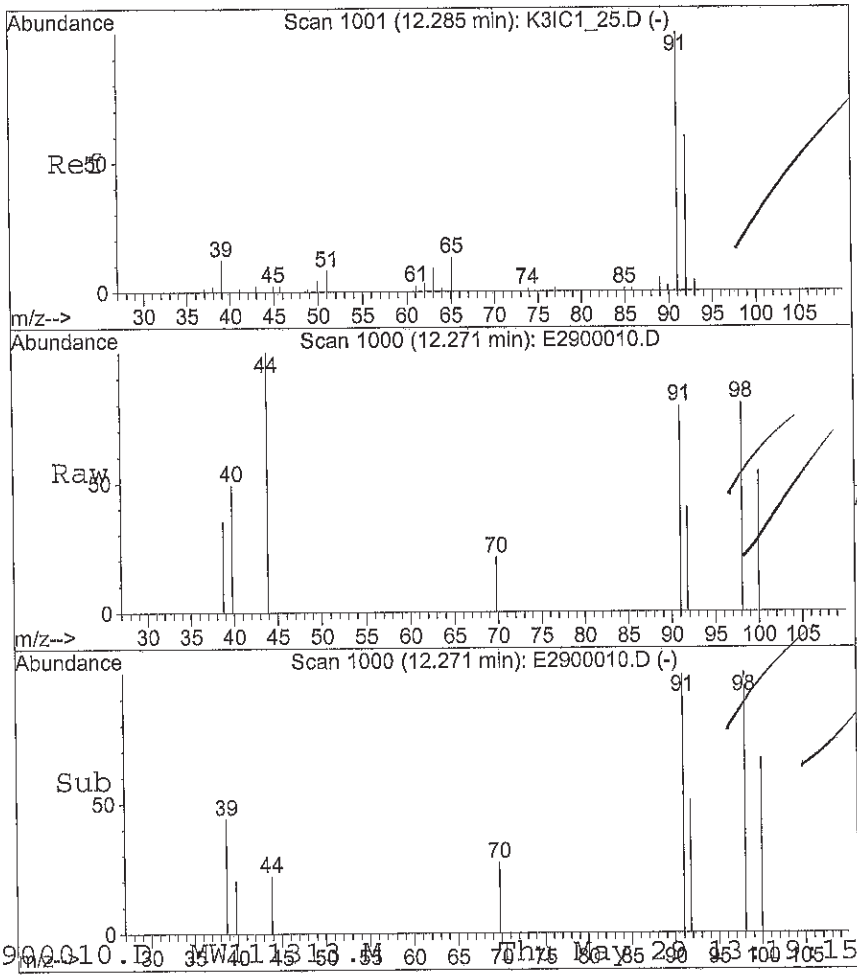

#41
Toluene
Concen: 0.24 ug/L
RT: 12.27 min Scan# 1000
Delta R.T. -0.01 min
Lab File: E2900010.D
Acq: 29 May 2014 12:57 pm

Tgt Ion: 91 Resp: 4180

Ion	Ratio	Lower	Upper
91	100		
92	49.0	47.4	71.0

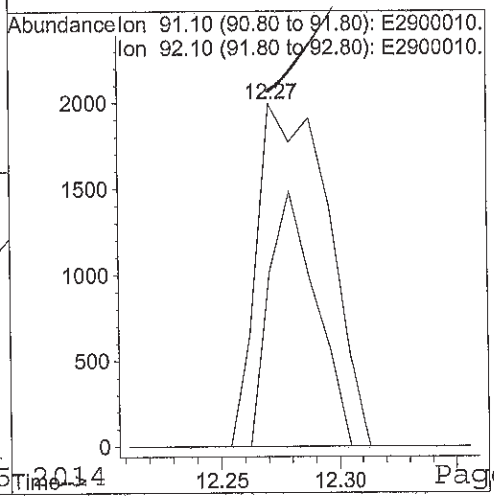

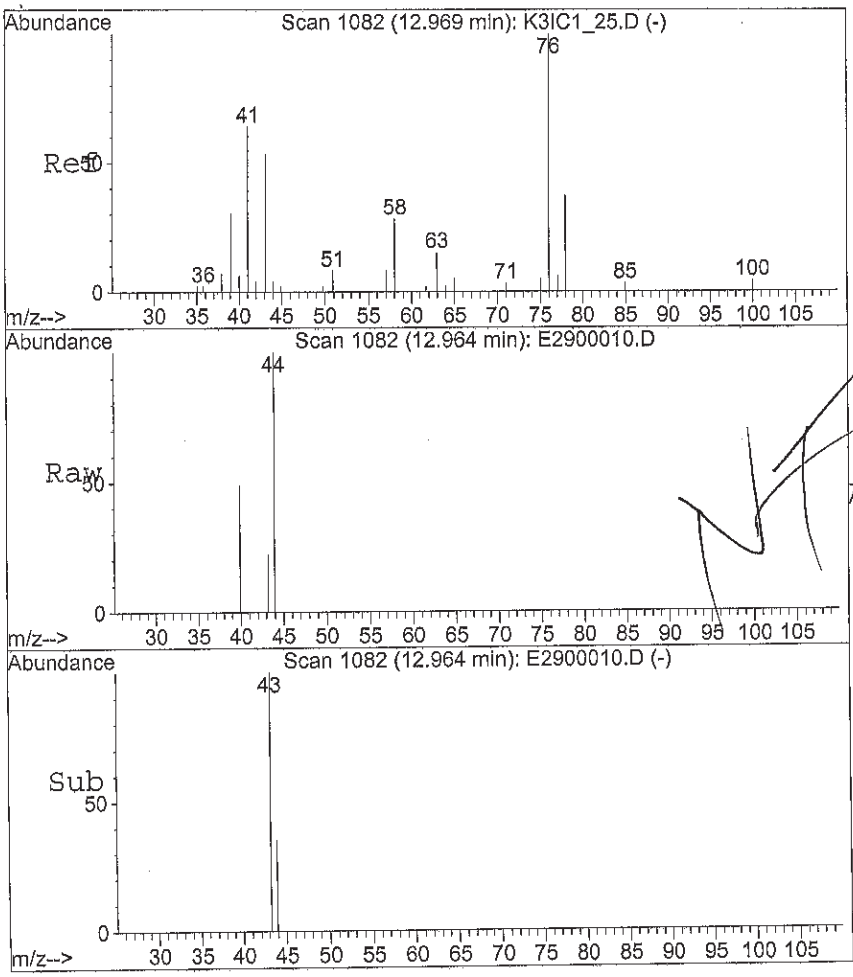

#46
2-Hexanone
Concen: 0.10 ug/L
RT: 12.96 min Scan# 1082
Delta R.T. -0.01 min
Lab File: E2900010.D
Acq: 29 May 2014 12:57 pm

Tgt Ion: 43 Resp: 288

Ion	Ratio	Lower	Upper
43	100		
58	0.0	40.9	61.3#
100	0.0	5.5	8.3#
85	0.0	4.3	6.5#

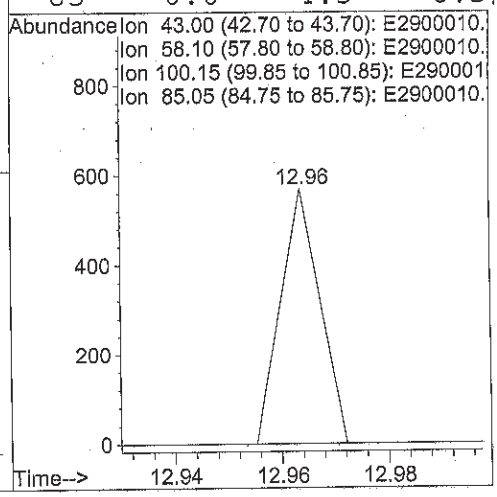

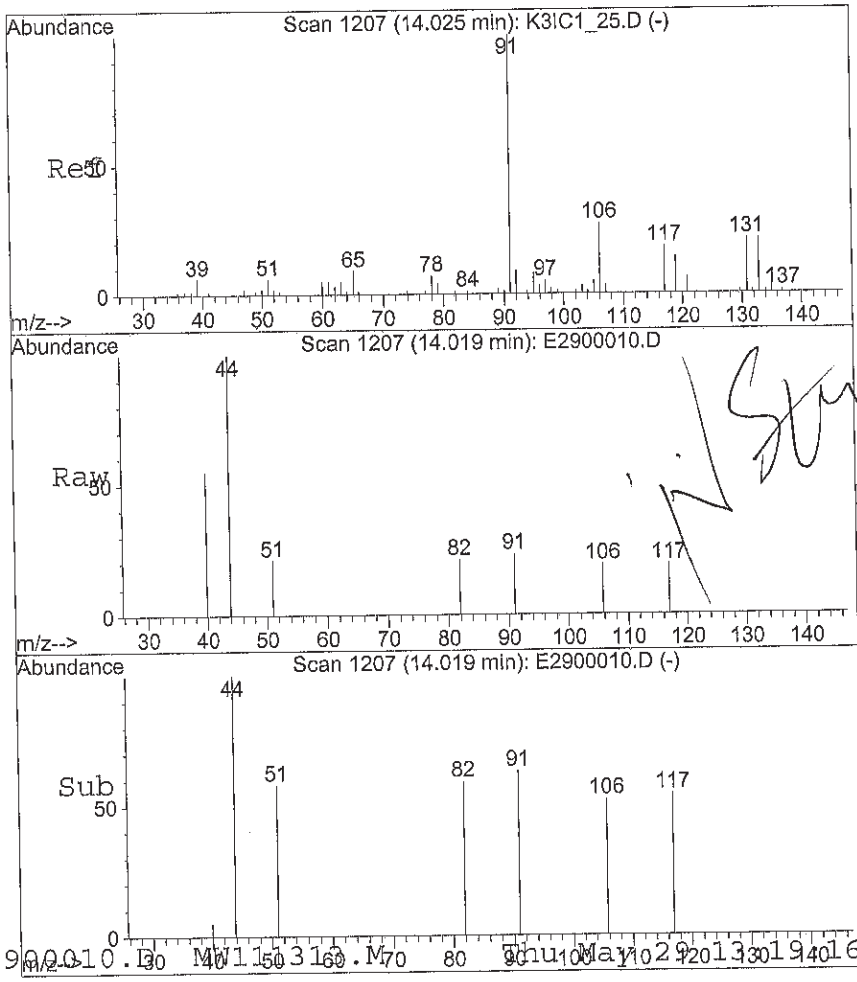

#51
Ethylbenzene
Concen: 0.05 ug/L
RT: 14.02 min Scan# 1207
Delta R.T. -0.01 min
Lab File: E2900010.D
Acq: 29 May 2014 12:57 pm

Tgt Ion: 91 Resp: 948

Ion	Ratio	Lower	Upper
91	100		
106	0.0	23.5	35.3#

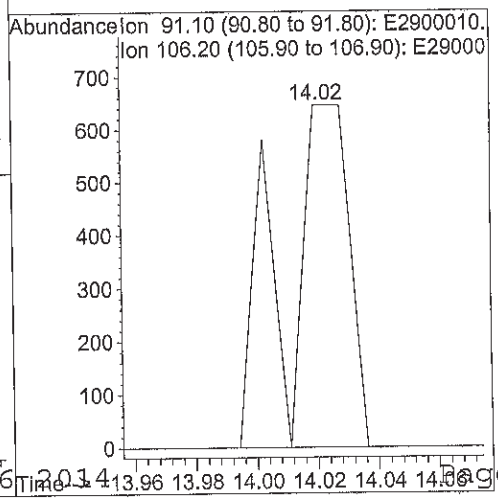

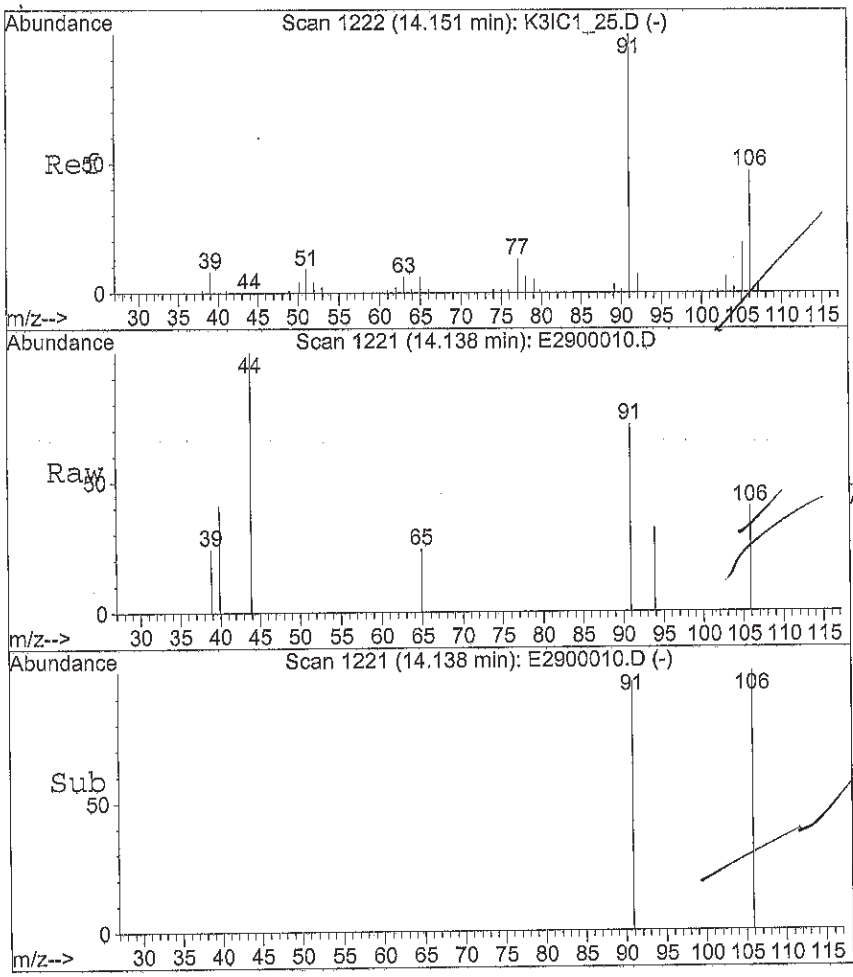

#52
m,p-Xylenes
Concen: 0.14 ug/L
RT: 14.14 min Scan# 1221
Delta R.T. -0.01 min
Lab File: E2900010.D
Acq: 29 May 2014 12:57 pm

Tgt Ion:106 Resp: 990

Ion	Ratio	Lower	Upper
106	100		
91	249.0	177.1	265.7

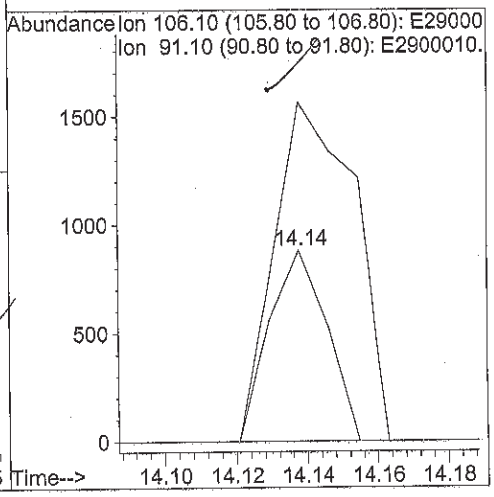

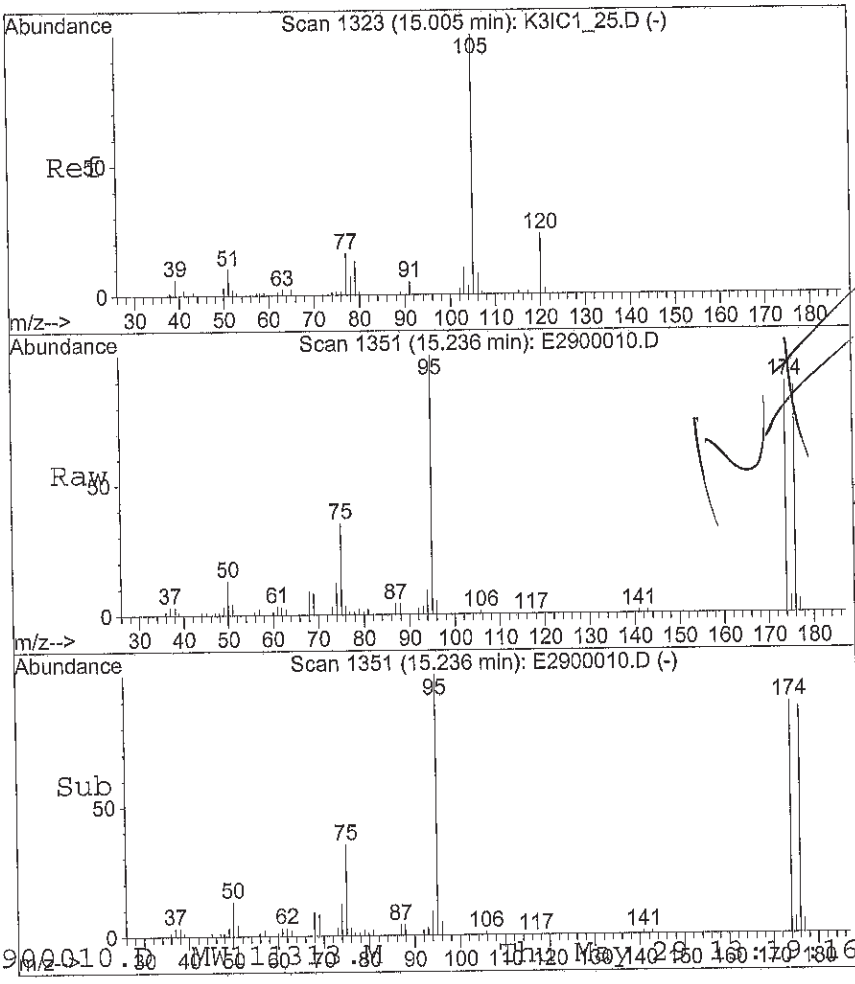

#56
Isopropylbenzene
Concen: 0.04 ug/L
RT: 15.24 min Scan# 1351
Delta R.T. 0.23 min
Lab File: E2900010.D
Acq: 29 May 2014 12:57 pm

Tgt Ion:105 Resp: 847

Ion	Ratio	Lower	Upper
105	100		
120	0.0	19.3	28.9#
77	420.9	13.1	19.7#

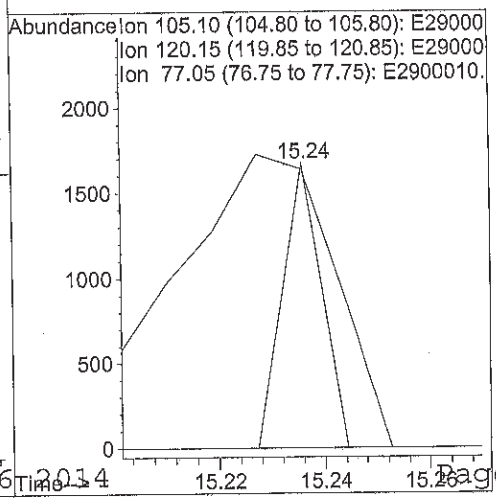

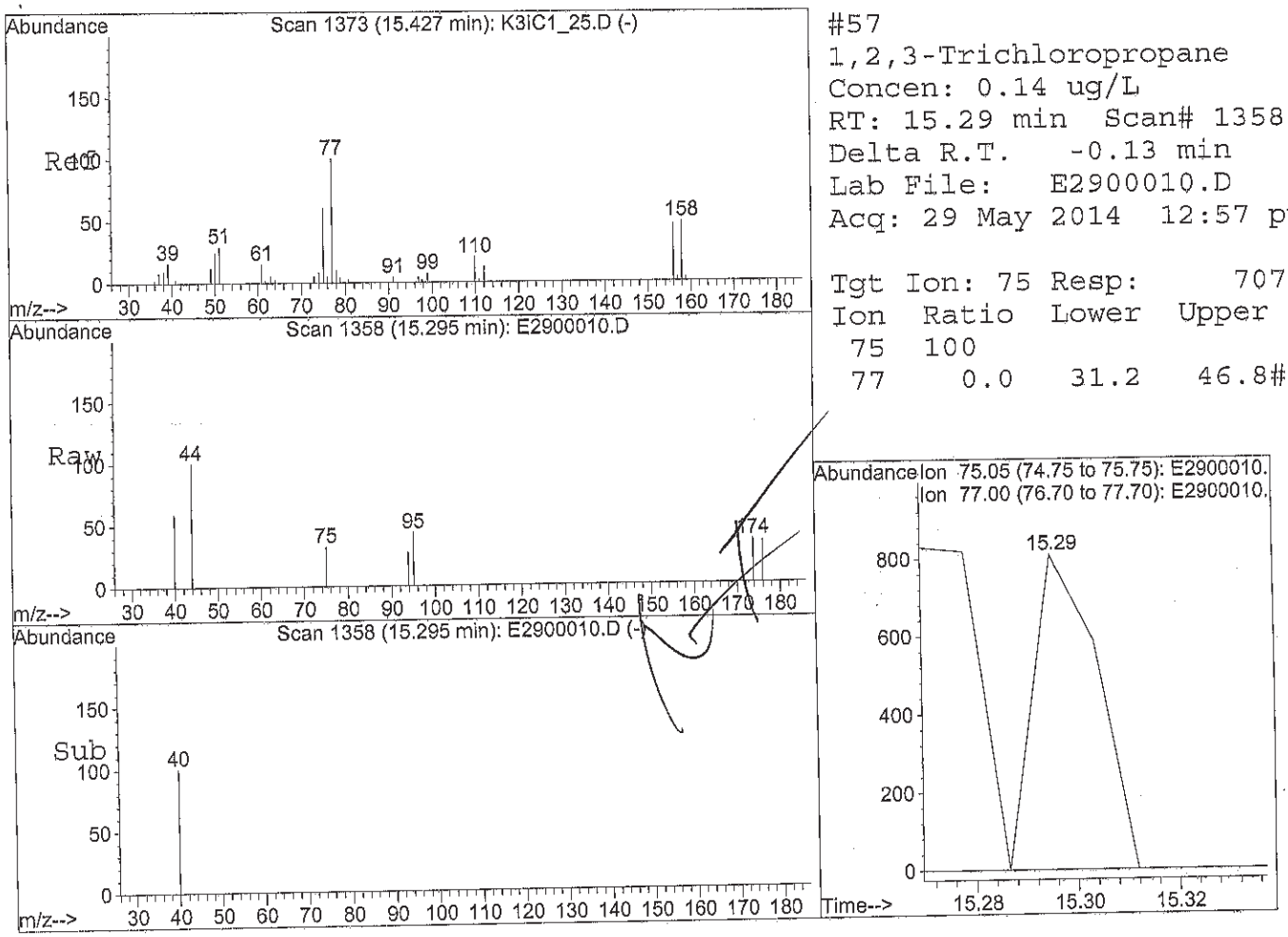

#57
1,2,3-Trichloropropane
Concen: 0.14 ug/L
RT: 15.29 min Scan# 1358
Delta R.T. -0.13 min
Lab File: E2900010.D
Acq: 29 May 2014 12:57 pm

Tgt Ion: 75 Resp: 707

Ion	Ratio	Lower	Upper
75	100		
77	0.0	31.2	46.8#

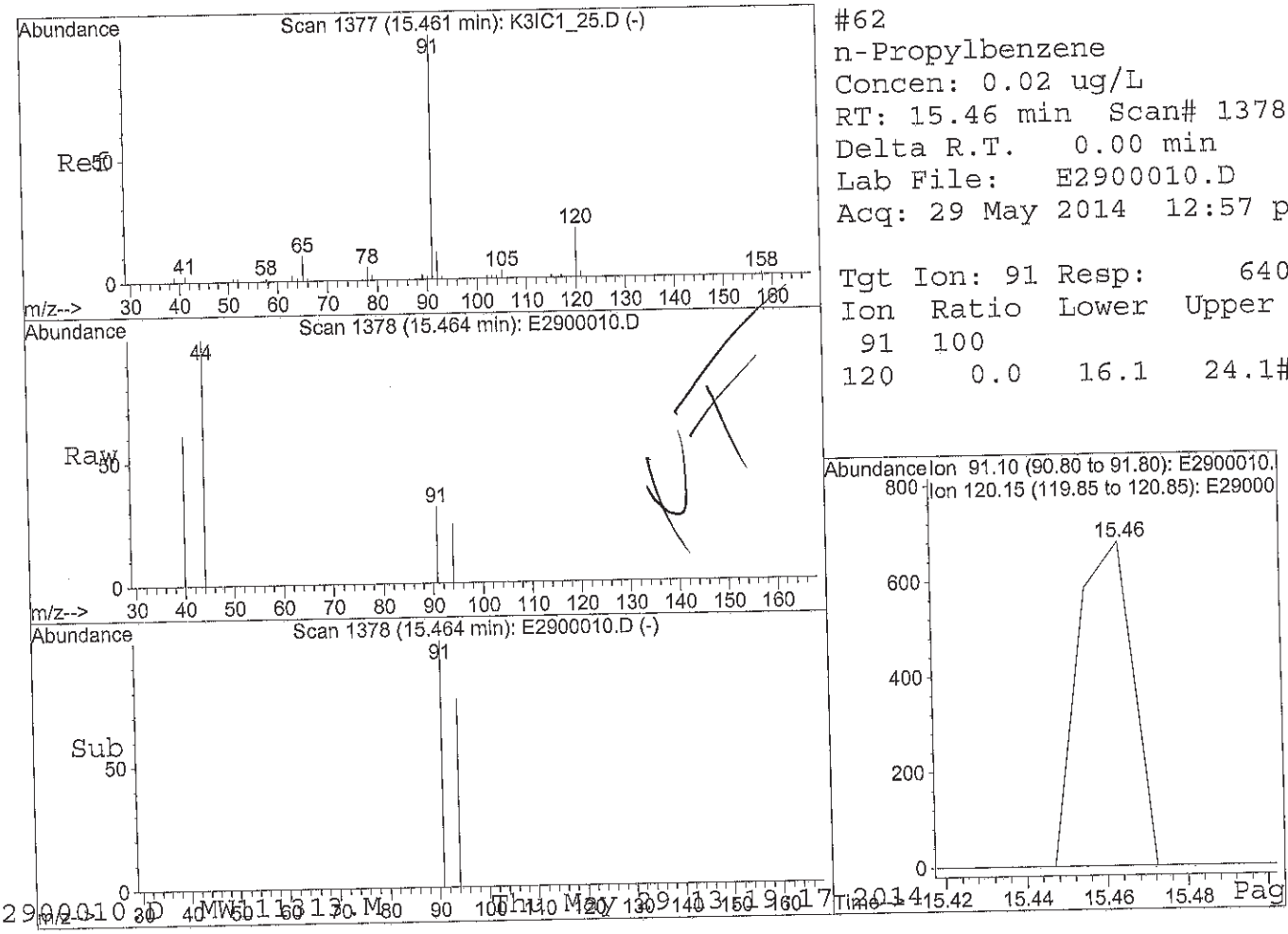

#62
n-Propylbenzene
Concen: 0.02 ug/L
RT: 15.46 min Scan# 1378
Delta R.T. 0.00 min
Lab File: E2900010.D
Acq: 29 May 2014 12:57 pm

Tgt Ion: 91 Resp: 640

Ion	Ratio	Lower	Upper
91	100		
120	0.0	16.1	24.1#

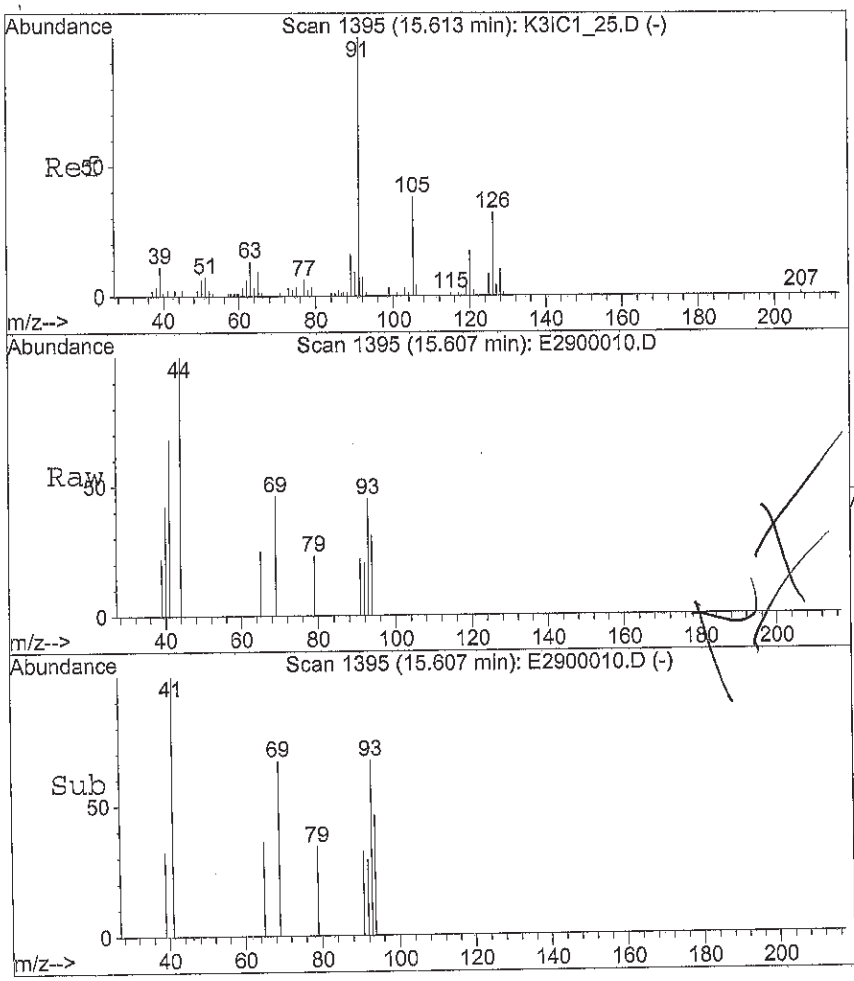

#63
2-Chlorotoluene
Concen: 0.03 ug/L
RT: 15.61 min Scan# 1395
Delta R.T. -0.01 min
Lab File: E2900010.D
Acq: 29 May 2014 12:57 pm

Tgt Ion: 91 Resp: 540

Ion	Ratio	Lower	Upper
91	100		
126	0.0	24.0	36.0#

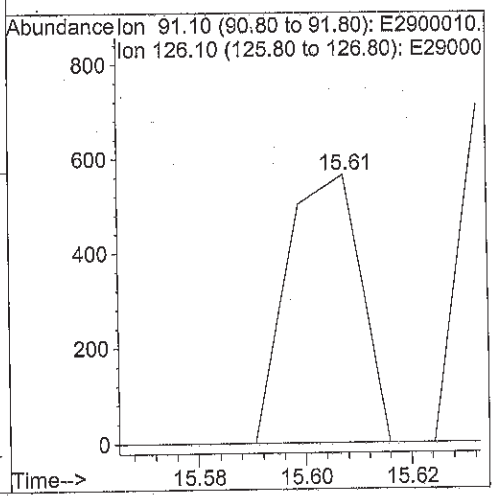

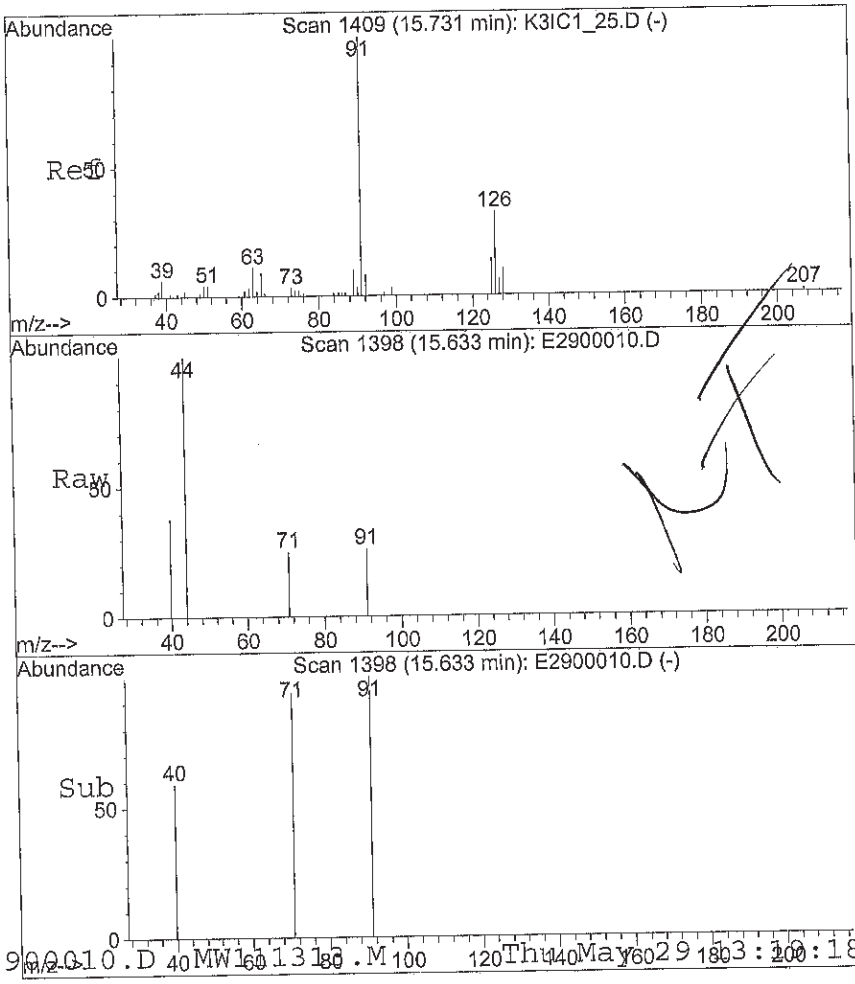

#65
4-Chlorotoluene
Concen: 0.02 ug/L
RT: 15.63 min Scan# 1398
Delta R.T. -0.10 min
Lab File: E2900010.D
Acq: 29 May 2014 12:57 pm

Tgt Ion: 91 Resp: 361

Ion	Ratio	Lower	Upper
91	100		
126	0.0	24.6	36.8#

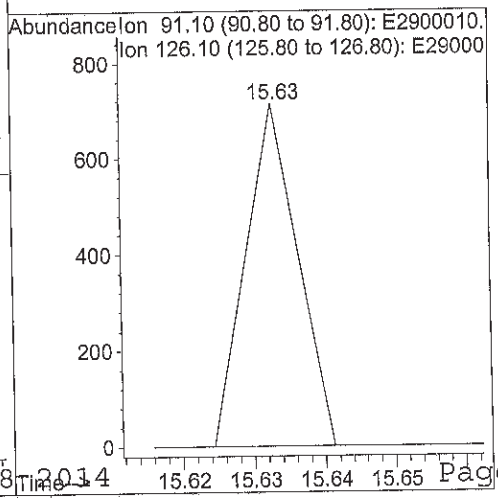

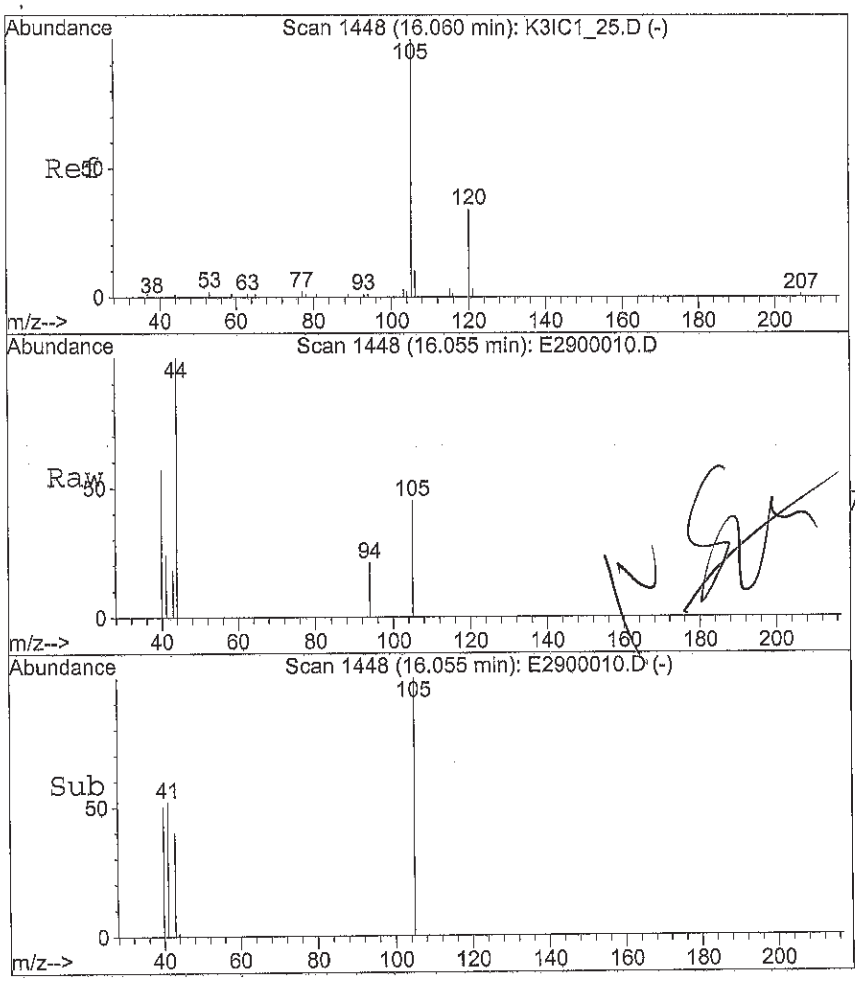

#67
1,2,4-Trimethylbenzene
Concen: 0.12 ug/L
RT: 16.06 min Scan# 1448
Delta R.T. -0.01 min
Lab File: E2900010.D
Acq: 29 May 2014 12:57 pm

Tgt Ion:105 Resp: 2229

Ion	Ratio	Lower	Upper
105	100		
120	14.4	33.8	50.8#

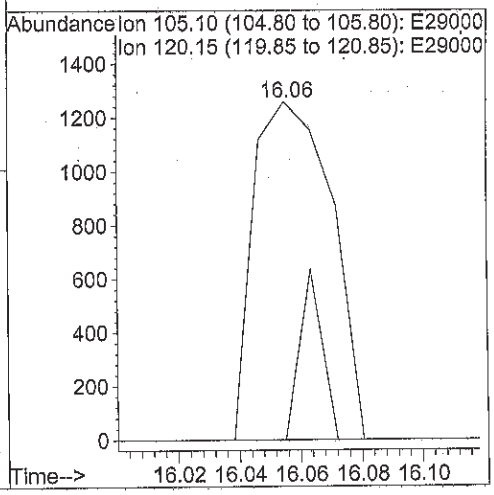

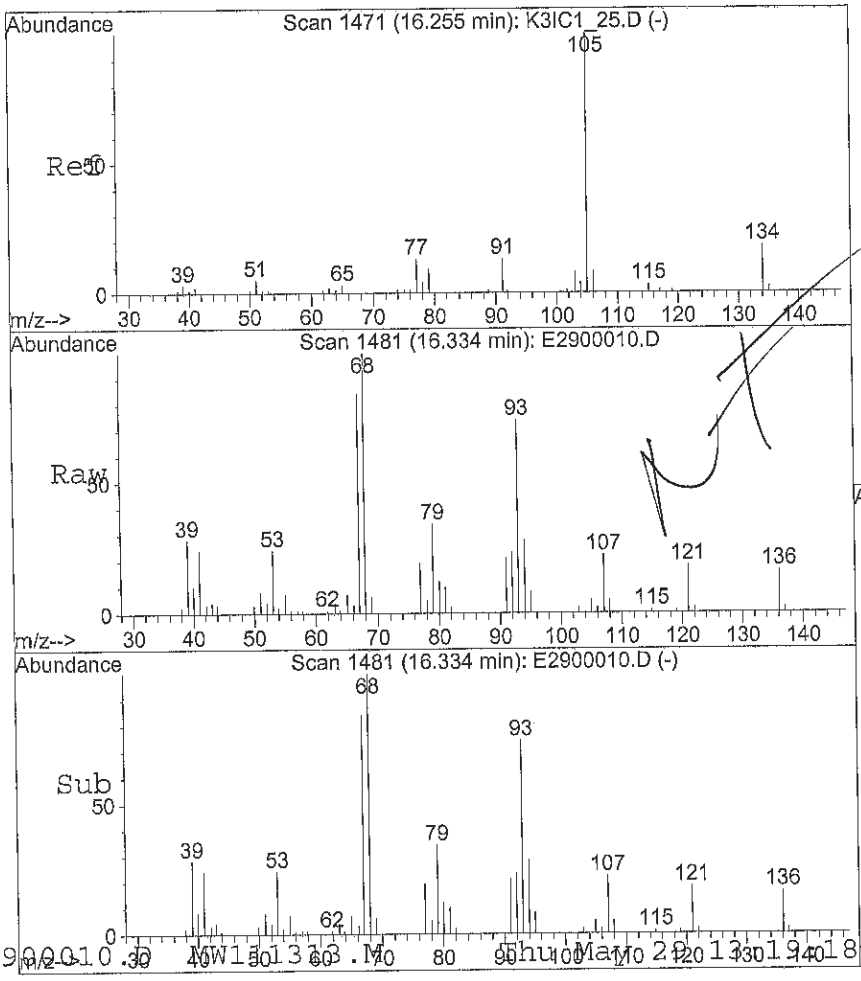

#68
sec-Butylbenzene
Concen: 0.33 ug/L
RT: 16.33 min Scan# 1481
Delta R.T. 0.08 min
Lab File: E2900010.D
Acq: 29 May 2014 12:57 pm

Tgt Ion:105 Resp: 7772

Ion	Ratio	Lower	Upper
105	100		
134	0.0	13.0	19.6#

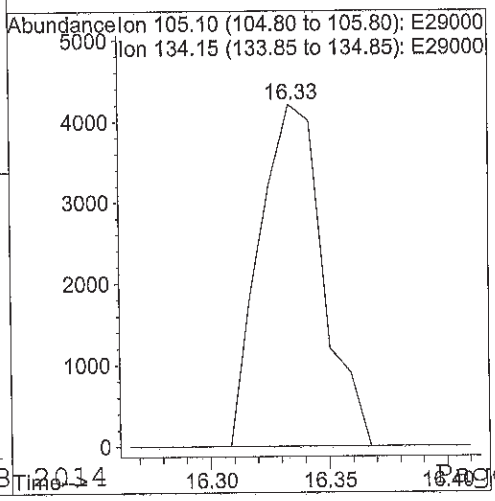

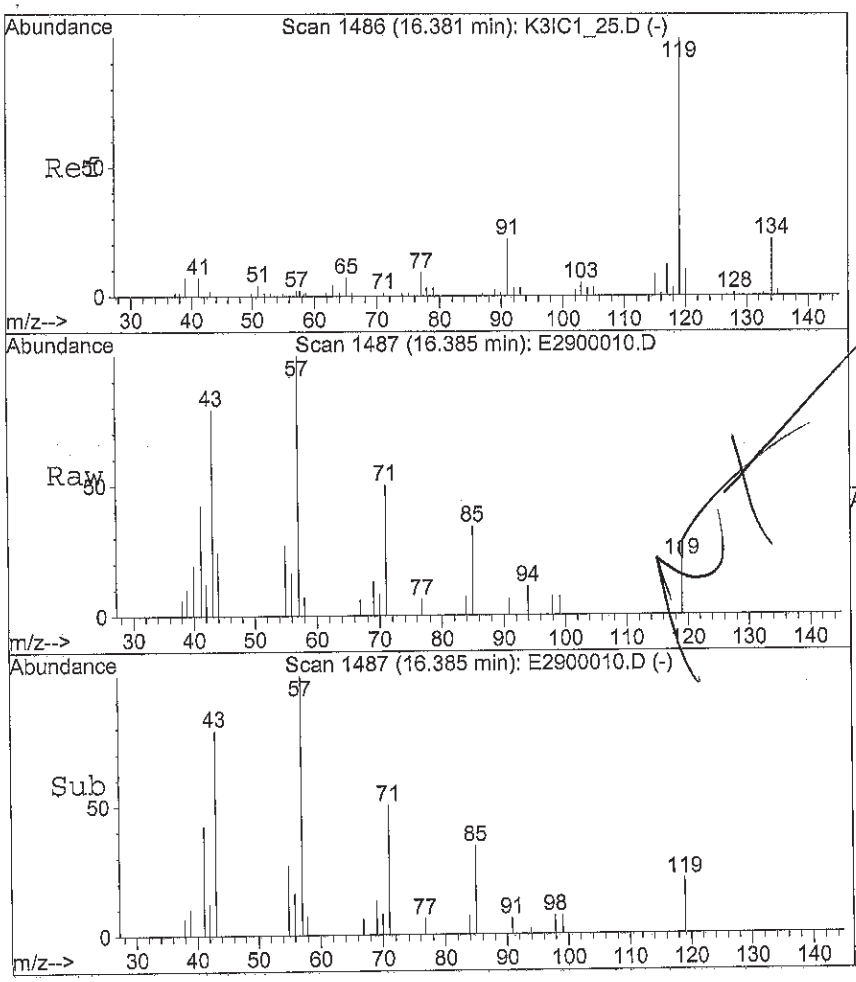

#69
p-Isopropyltoluene
Concen: 0.16 ug/L
RT: 16.38 min Scan# 1487
Delta R.T. 0.00 min
Lab File: E2900010.D
Acq: 29 May 2014 12:57 pm

Tgt Ion:119	Resp:	3006	
Ion	Ratio	Lower	Upper
119	100		
134	0.0	17.4	26.2#
91	0.0	19.6	29.4#

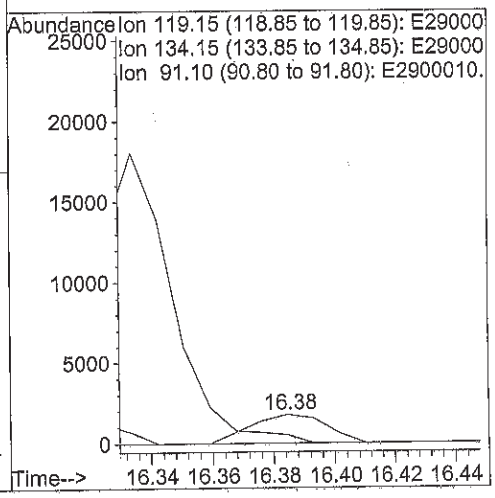

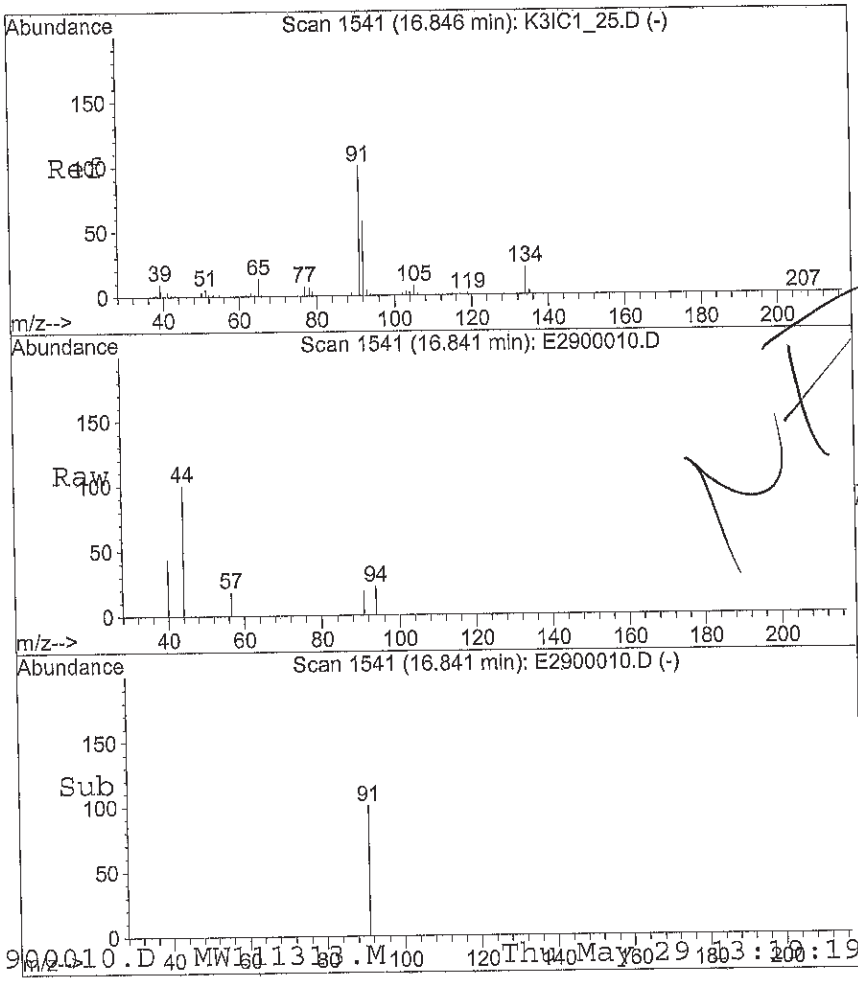

#72
n-Butylbenzene
Concen: 0.01 ug/L
RT: 16.84 min Scan# 1541
Delta R.T. -0.01 min
Lab File: E2900010.D
Acq: 29 May 2014 12:57 pm

Tgt Ion: 91	Resp:	260	
Ion	Ratio	Lower	Upper
91	100		
92	0.0	47.0	70.4#
134	0.0	18.1	27.1#

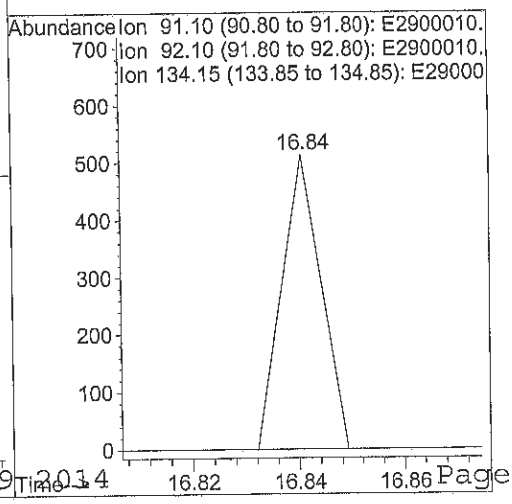

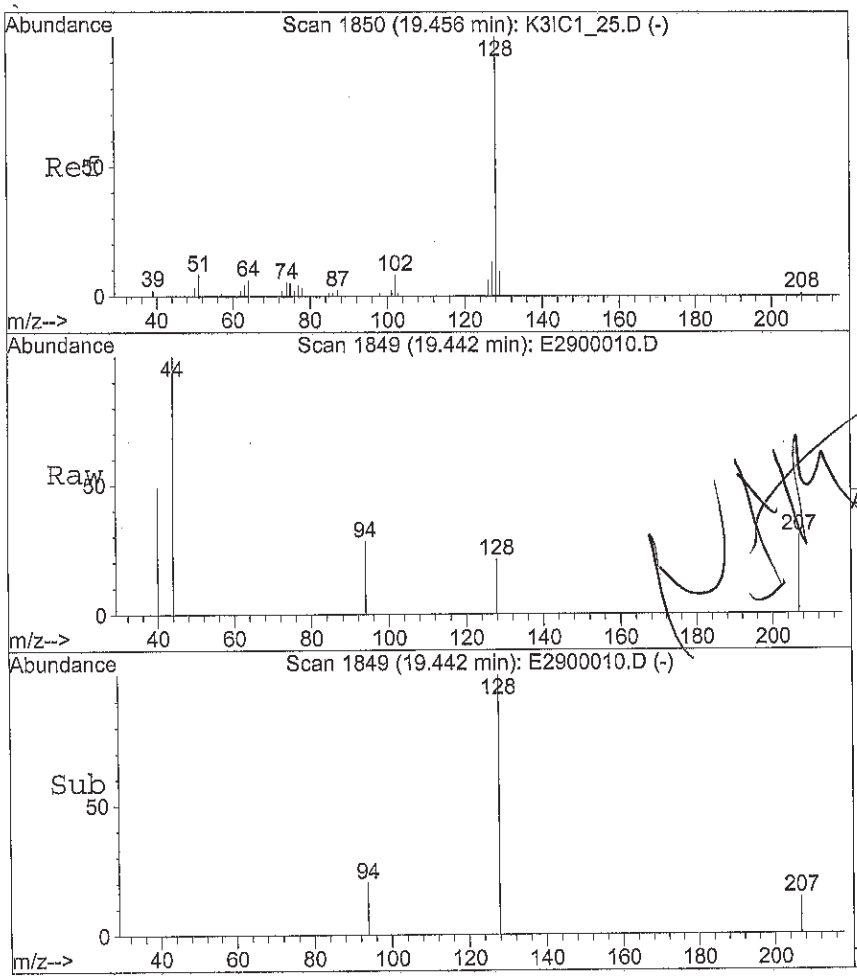

#77
Naphthalene
Concen: 0.06 ug/L
RT: 19.44 min Scan# 1849
Delta R.T. -0.01 min
Lab File: E2900010.D
Acq: 29 May 2014 12:57 pm

Tgt Ion:128 Resp: 818

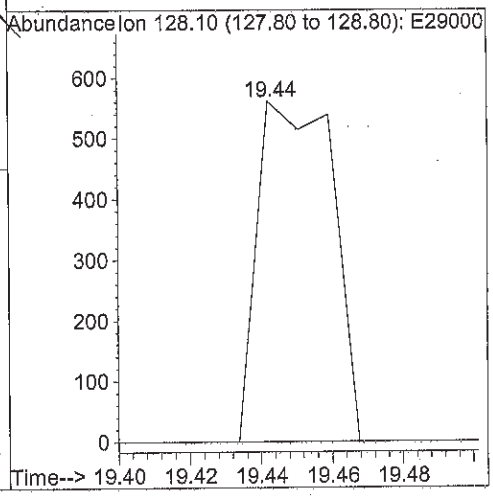

Quantitation Report (Not Reviewed)

Data File : C:\HPCHEM\1\DATA\052914L3\E2900010.D Vial: 1
Acq On : 29 May 2014 12:57 pm Operator: DN
Sample : 3E42901-09 Inst : GC/MS Ins
Misc : 100cc SVL-539-SA5D-SV-4.5-5.5 Multiplr: 10.00
MS Integration Params: rteint.p
Quant Time: May 29 13:18 19114 Quant Results File: SS072713.RES

Quant Method : C:\HPCHEM\1\METHODS\SS072713.M (RTE Integrator)
Title : 8260B GC/MS #3 ICAL SSSF 07/27/13 DN
Last Update : Mon Nov 18 10:31:39 2013
Response via : Initial Calibration
DataAcq Meth : MW111313

Internal Standards	R.T.	QIon	Response	Conc	Units	Dev(Min)
1) Fluorobenzene (IS)	10.29	96	1549175	12.50	ug/L	-0.03
7) Chlorobenzene-d5 (IS)	13.92	117	1274770	12.50	ug/L	0.00
10) 1,4-Dichlorobenzene-d4 (IS	16.51	152	707525	12.50	ug/L	0.00
System Monitoring Compounds						
2) Dibromofluoromethane (SU1)	9.42	113	452955	11.24	ug/L	-0.01
Spiked Amount 12.500	Range 75 - 125		Recovery = 89.92%			
3) Chloroform-d (SU6)	9.18	84	733074	12.68	ug/L	-0.01
Spiked Amount 12.500	Range 70 - 140		Recovery = 101.44%			
4) Methylene Chloride-d2 (SU5	7.05	86	419040	12.40	ug/L	-0.03
Spiked Amount 12.500	Range 70 - 140		Recovery = 99.20%			
5) 1,2-Dichloroethane-d4 (SU2	9.89	65	438016	15.91	ug/L	0.00
Spiked Amount 12.500	Range 75 - 125		Recovery = 127.28%#			
6) Benzene-d6 (SU7)	9.92	84	1435161	11.81	ug/L	-0.03
Spiked Amount 12.500	Range 70 - 140		Recovery = 94.48%			
8) Toluene-d8 (SU3)	12.20	98	1388281	11.48	ug/L	-0.02
Spiked Amount 12.500	Range 75 - 125		Recovery = 91.84%			
9) 4-Bromofluorobenzene (SU4)	15.23	95	693437	13.89	ug/L	0.00
Spiked Amount 12.500	Range 75 - 125		Recovery = 111.12%			

Target Compounds Qvalue

(#) = qualifier out of range (m) = manual integration

Quantitation Report

Data File : C:\HPCHEM\1\DATA\052914L3\E2900010.D
Acq On : 29 May 2014 12:57 pm
Sample : 3E42901-09
Misc : 100cc SVL-539-SA5D-SV-4.5-5.5
MS Integration Params: rteint.p
Quant Time: May 29 13:18 19114

Vial: 1
Operator: DN
Inst : GC/MS Ins
Multiplr: 10.00

Quant Results File: SS072713.RES

Method : C:\HPCHEM\1\METHODS\SS072713.M (RTE Integrator)
Title : 8260B GC/MS #3 ICAL SSSF 07/27/13 DN
Last Update : Mon Nov 18 10:31:39 2013
Response via : Initial Calibration



Quantitation Report (Not Reviewed)

Data File : C:\HPCHEM\1\DATA\052914L3\E2900011.D Vial: 2
Acq On : 29 May 2014 1:26 pm Operator: DN
Sample : 3E42901-10 Inst : GC/MS Ins
Misc : 100cc SVL-539-SA5D-SV-8.5-9.5 Multiplr: 10.00
MS Integration Params: rteint.p
Quant Time: May 29 13:54 19114 Quant Results File: MW111313.RES

Quant Method : C:\HPCHEM\1\METHODS\MW111313.M (RTE Integrator)
Title : 8260B GC/MS #3 ICAL 11/13/13 DN
Last Update : Wed Nov 13 19:38:32 2013
Response via : Initial Calibration
DataAcq Meth : MW111313

AP

Internal Standards	R.T.	QIon	Response	Conc Units	Dev(Min)
1) Fluorobenzene (IS)	10.29	96	2000126	12.50 ug/L	0.00
38) Chlorobenzene-d5 (IS)	13.92	117	1513788	12.50 ug/L	0.00
59) 1,4-Dichlorobenzene-d4 (IS	16.50	152	768922	12.50 ug/L	0.00
System Monitoring Compounds					
2) Dibromofluoromethane (SU1)	9.43	113	532657	10.68 ug/L	0.01
Spiked Amount 12.500	Range 75 - 125		Recovery = 85.44%		
28) 1,2-Dichloroethane-d4 (SU2	9.90	65	447940	9.45 ug/L	0.00
Spiked Amount 12.500	Range 75 - 125		Recovery = 75.60%		
39) Toluene-d8 (SU3)	12.20	98	1746770	12.37 ug/L	0.00
Spiked Amount 12.500	Range 75 - 125		Recovery = 98.96%		
58) 4-Bromofluorobenzene (SU4)	15.22	95	794899	12.84 ug/L	0.00
Spiked Amount 12.500	Range 75 - 125		Recovery = 102.72%		
Target Compounds					Qvalue
4) Chloromethane	4.37	50	1149	-0.88 ug/L #	41
6) Bromomethane	5.15	96	4493	0.27 ug/L #	1
7) Chloroethane	5.24	64	1927	1.84 ug/L #	32
11) Acetone	6.47	58	10071	8.32 ug/L	91
12) (IPA) Leak Check Compound	6.50	45	9253	38.50 ug/L #	82
13) Carbon disulfide	6.86	76	8384	0.50 ug/L #	76
14) Methylene Chloride	7.08	84	6717	1.22 ug/L #	1
20) 2,2-Dichloropropane	8.91	77	280	0.04 ug/L #	36
24) Chloroform	9.20	83	4681	0.45 ug/L #	10
29) 1,1-Dichloropropene	9.92	75	383	0.05 ug/L #	1
31) Benzene	9.97	78	3112	0.17 ug/L #	57
32) 1,2-Dichloroethane	9.93	62	8001	1.20 ug/L #	1
40) (MIBK) 4-Methyl-2-Pentanon	12.20	43	9526	3.15 ug/L #	100
41) Toluene	12.29	91	7506	0.36 ug/L	94
46) 2-Hexanone	12.96	43	1813	0.55 ug/L #	80
51) Ethylbenzene	14.02	91	6143	0.26 ug/L #	56
52) m,p-Xylenes	14.15	106	5691	0.68 ug/L	96
53) o-Xylene	14.62	106	1440	0.17 ug/L #	27
54) Styrene	14.62	104	3272	-0.59 ug/L #	84
56) Isopropylbenzene	15.22	105	482	0.02 ug/L #	1
57) 1,2,3-Trichloropropane	15.31	75	259	0.04 ug/L #	36
62) n-Propylbenzene	15.46	91	1082	0.03 ug/L #	56

(#) = qualifier out of range (m) = manual integration

Quantitation Report (Not Reviewed)

Data File : C:\HPCHEM\1\DATA\052914L3\E2900011.D Vial: 2
Acq On : 29 May 2014 1:26 pm Operator: DN
Sample : 3E42901-10 Inst : GC/MS Ins
Misc : 100cc SVL-539-SA5D-SV-8.5-9.5 Multiplr: 10.00
MS Integration Params: rteint.p
Quant Time: May 29 13:54 19114 Quant Results File: MW111313.RES

Quant Method : C:\HPCHEM\1\METHODS\MW111313.M (RTE Integrator)
Title : 8260B GC/MS #3 ICAL 11/13/13 DN
Last Update : Wed Nov 13 19:38:32 2013
Response via : Initial Calibration
DataAcq Meth : MW111313

Compound	R.T.	QIon	Response	Conc	Unit	Qvalue
63) 2-Chlorotoluene	15.60	91	341	0.02	~~ug/L~~ #	45
64) 1,3,5-Trimethylbenzene	15.62	105	307	0.02	~~ug/L~~ #	31
65) 4-Chlorotoluene	15.60	91	341	0.02	~~ug/L~~ #	44
67) 1,2,4-Trimethylbenzene	16.06	105	2781	0.14	~~ug/L~~ #	50
68) sec-Butylbenzene	16.33	105	8897	0.34	~~ug/L~~ #	62
69) p-Isopropyltoluene	16.38	119	2962	0.14	~~ug/L~~ #	63

(#) = qualifier out of range (m) = manual integration

Quantitation Report

Data File : C:\HPCHEM\1\DATA\052914L3\E2900011.D Vial: 2
Acq On : 29 May 2014 1:26 pm Operator: DN
Sample : 3E42901-10 Inst : GC/MS Ins
Misc : 100cc SVL-539-SA5D-SV-8.5-9.5 Multiplr: 10.00
MS Integration Params: rteint.p
Quant Time: May 29 13:54 19114 Quant Results File: MW111313.RES

Method : C:\HPCHEM\1\METHODS\MW111313.M (RTE Integrator)
Title : 8260B GC/MS #3 ICAL 11/13/13 DN
Last Update : Wed Nov 13 19:38:32 2013
Response via : Initial Calibration



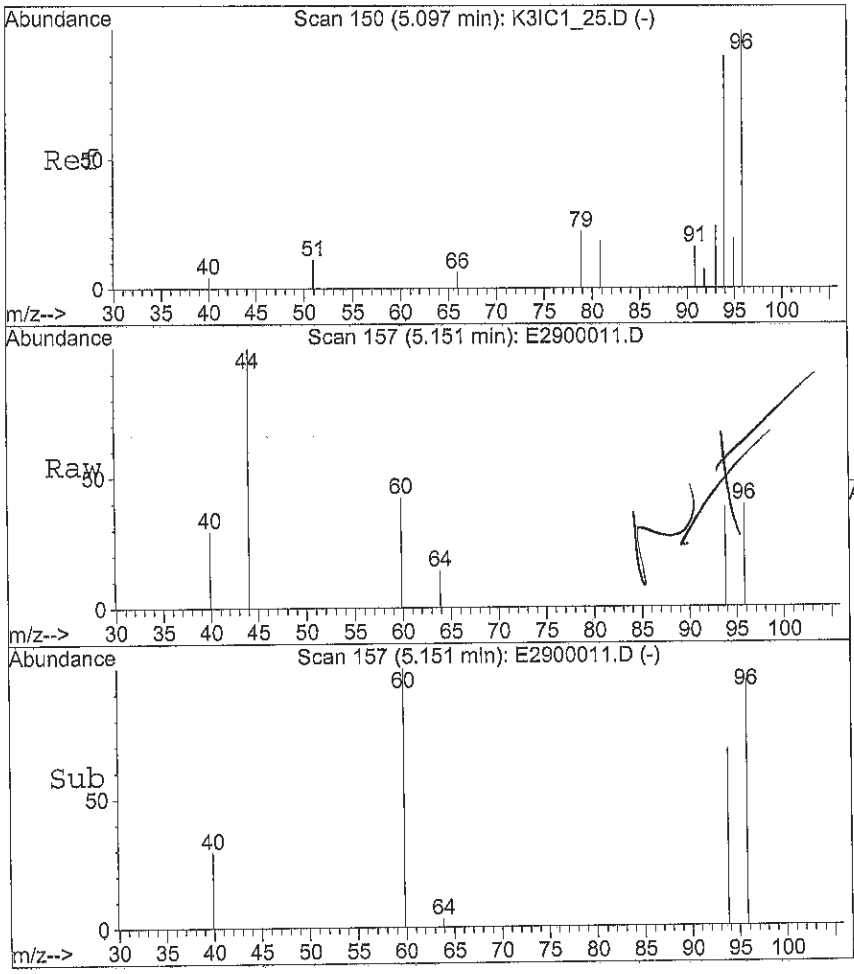

#6
Bromomethane
Concen: 0.27 ug/L
RT: 5.15 min Scan# 157
Delta R.T. 0.05 min
Lab File: E2900011.D
Acq: 29 May 2014 1:26 pm

Tgt Ion: 96 Resp: 4493

Ion	Ratio	Lower	Upper
96	100		
94	0.0	101.0	151.4#

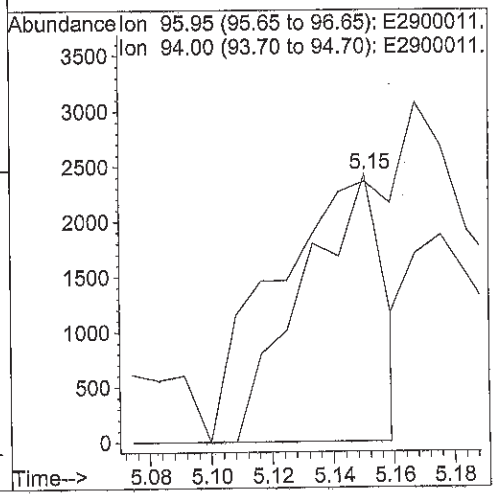

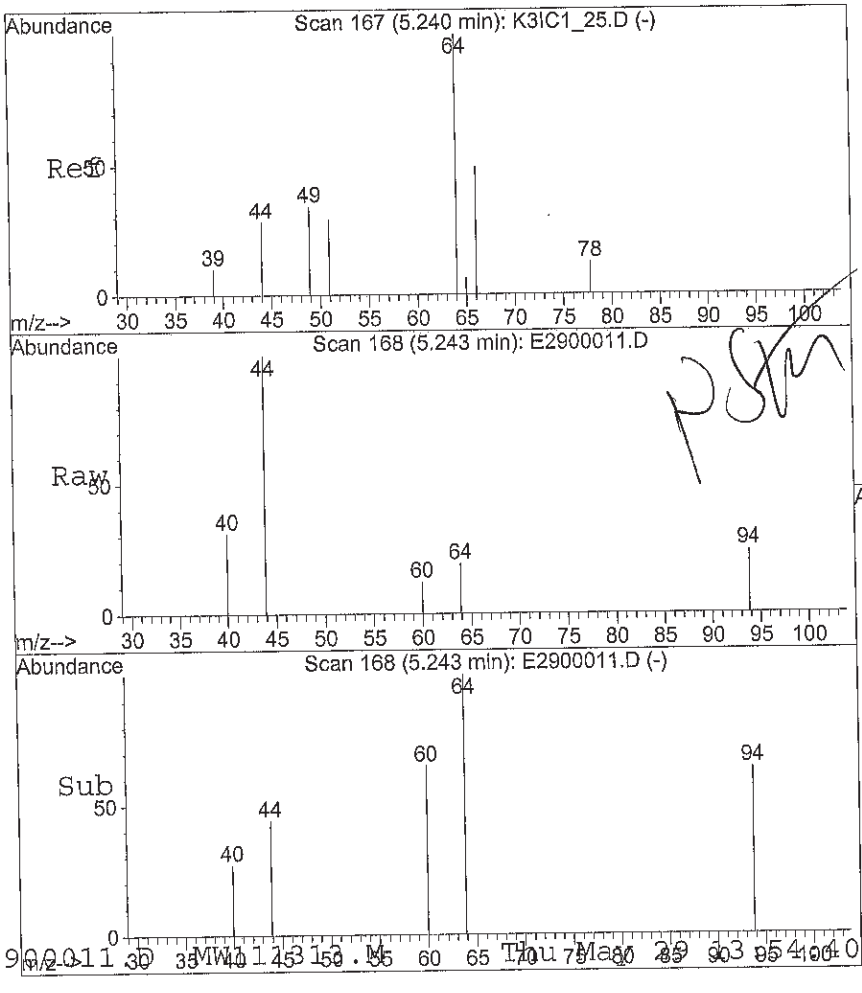

#7
Chloroethane
Concen: 1.84 ug/L
RT: 5.24 min Scan# 168
Delta R.T. 0.00 min
Lab File: E2900011.D
Acq: 29 May 2014 1:26 pm

Tgt Ion: 64 Resp: 1927

Ion	Ratio	Lower	Upper
64	100		
66	0.0	35.4	53.0#

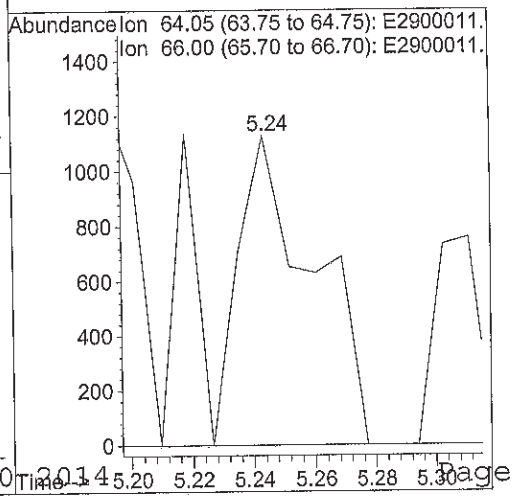

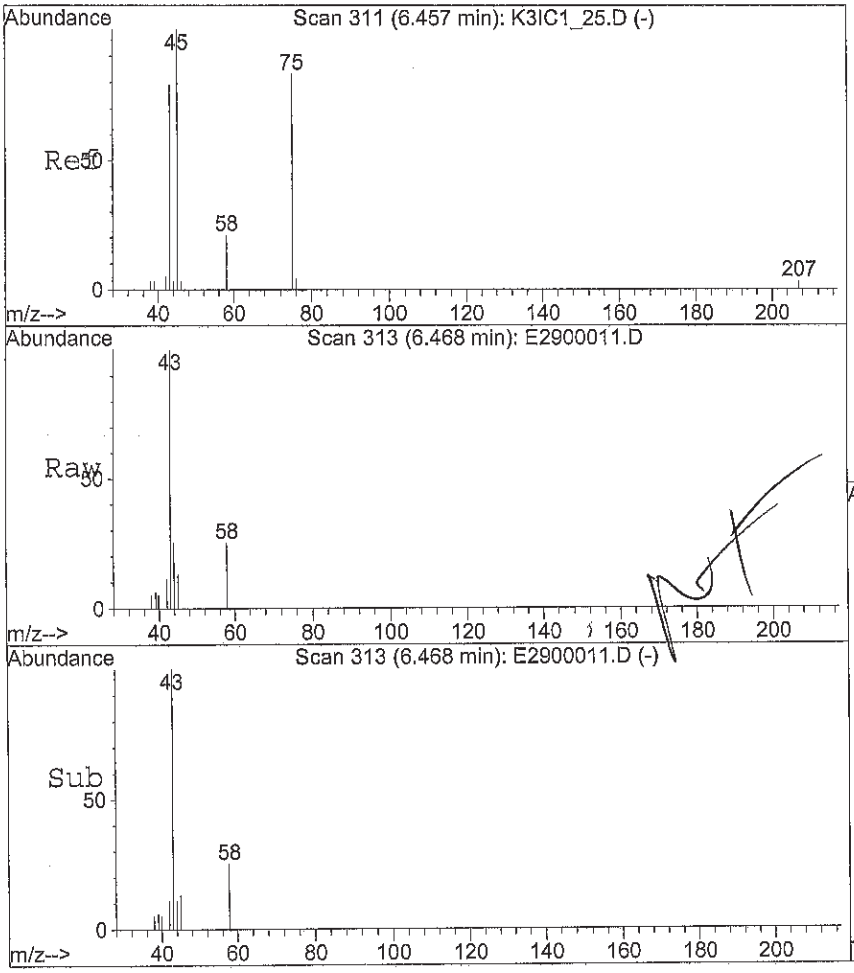

#11
Acetone
Concen: 8.32 ug/L
RT: 6.47 min Scan# 313
Delta R.T. 0.01 min
Lab File: E2900011.D
Acq: 29 May 2014 1:26 pm

Tgt Ion: 58 Resp: 10071

Ion	Ratio	Lower	Upper
58	100		
43	427.4	360.9	541.3

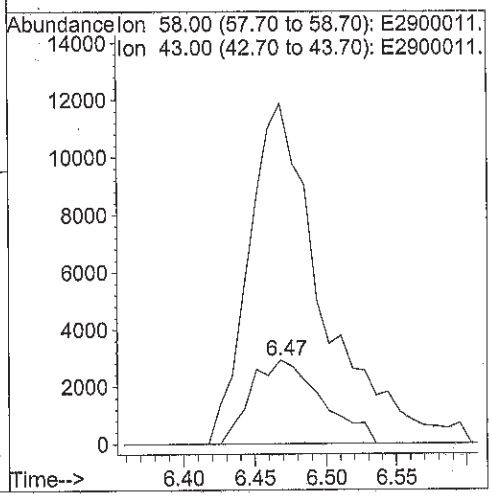

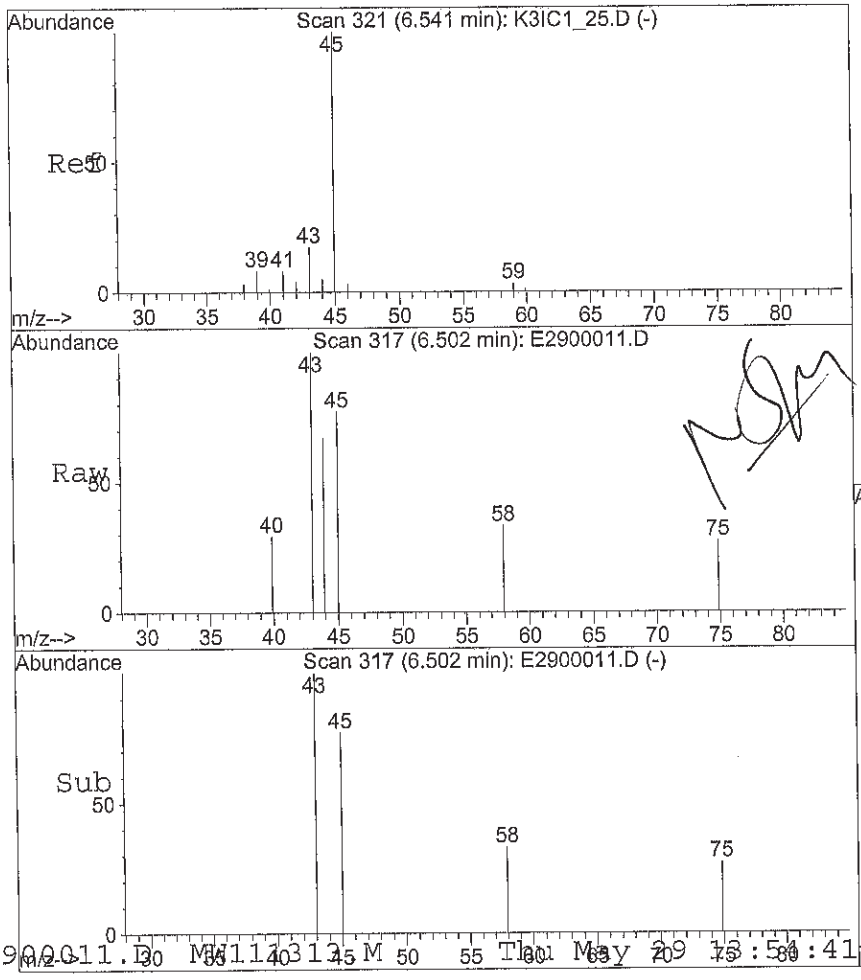

#12
(IPA) Leak Check Compound
Concen: 38.50 ug/L
RT: 6.50 min Scan# 317
Delta R.T. -0.04 min
Lab File: E2900011.D
Acq: 29 May 2014 1:26 pm

Tgt Ion: 45 Resp: 9253

Ion	Ratio	Lower	Upper
45	100		
39	0.0	4.9	7.3#

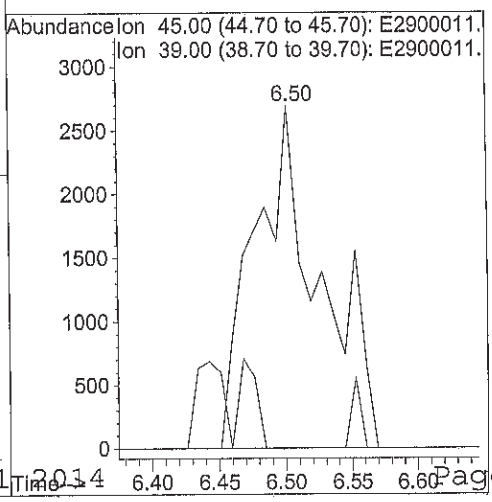

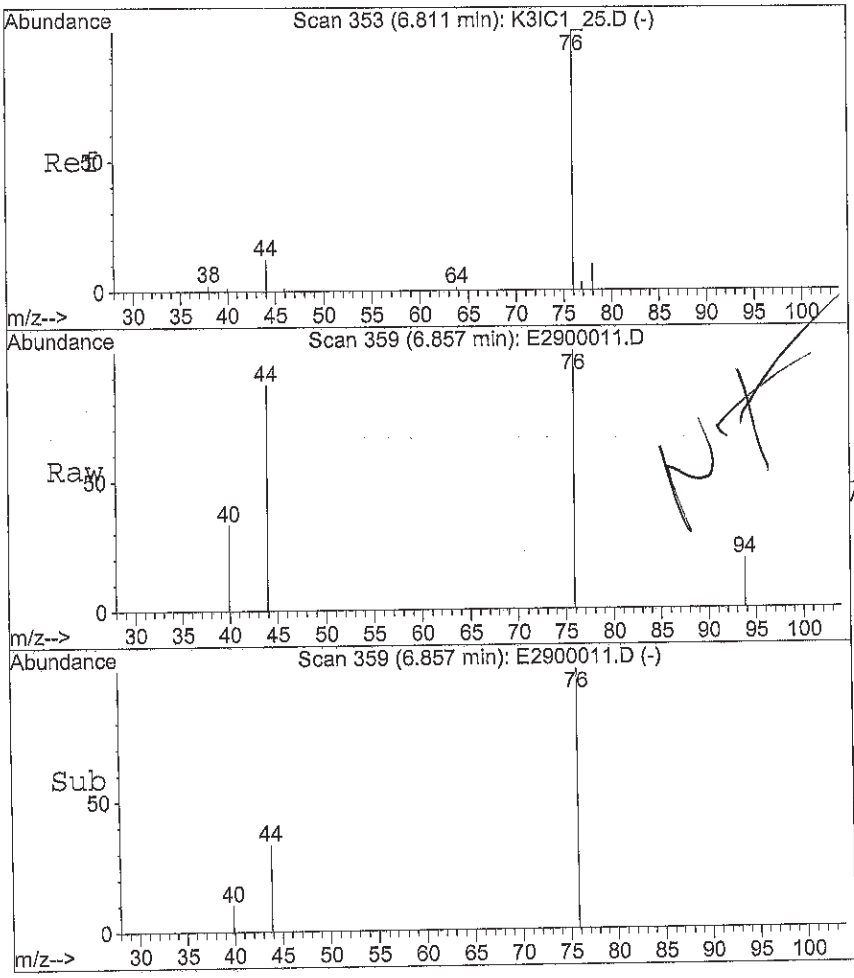

#13
Carbon disulfide
Concen: 0.50 ug/L
RT: 6.86 min Scan# 359
Delta R.T. 0.05 min
Lab File: E2900011.D
Acq: 29 May 2014 1:26 pm

Tgt Ion: 76 Resp: 8384

Ion	Ratio	Lower	Upper
76	100		
78	0.0	7.0	10.4#

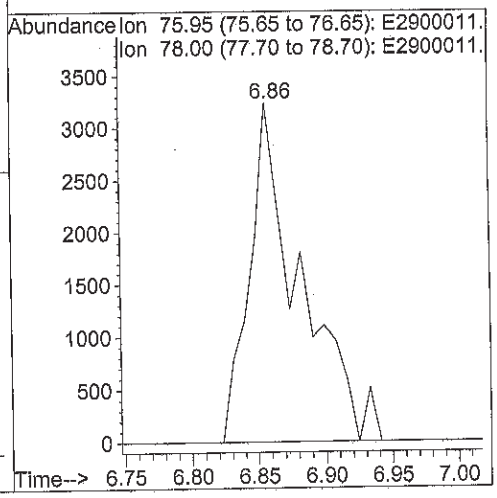

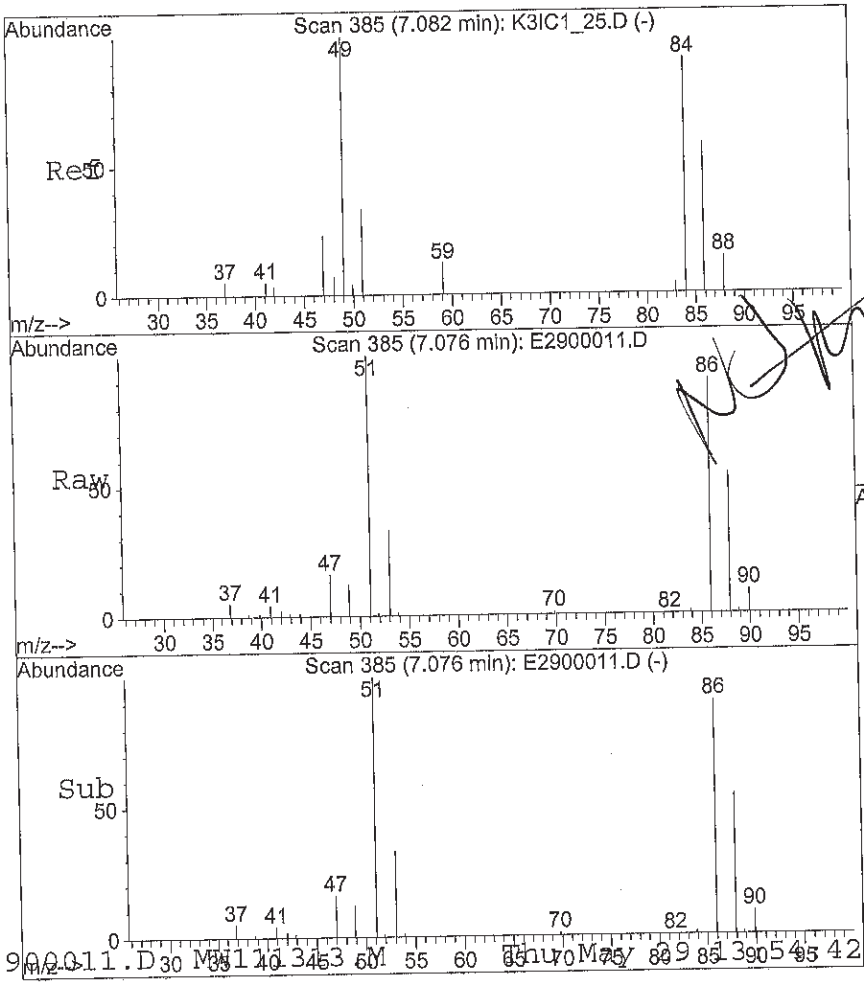

#14
Methylene Chloride
Concen: 1.22 ug/L
RT: 7.08 min Scan# 385
Delta R.T. -0.01 min
Lab File: E2900011.D
Acq: 29 May 2014 1:26 pm

Tgt Ion: 84 Resp: 6717

Ion	Ratio	Lower	Upper
84	100		
49	993.8	89.8	134.6#
86	7114.6	51.1	76.7#
51	8276.6	28.5	42.7#

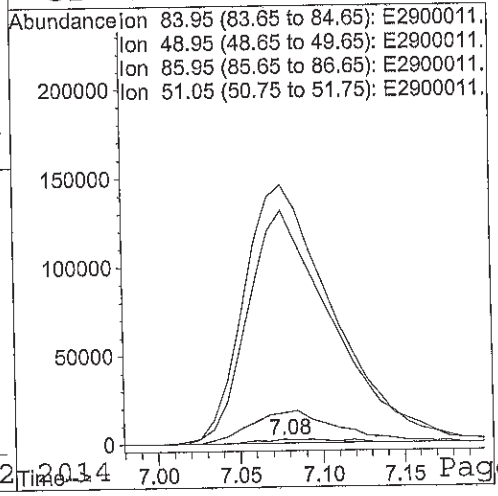

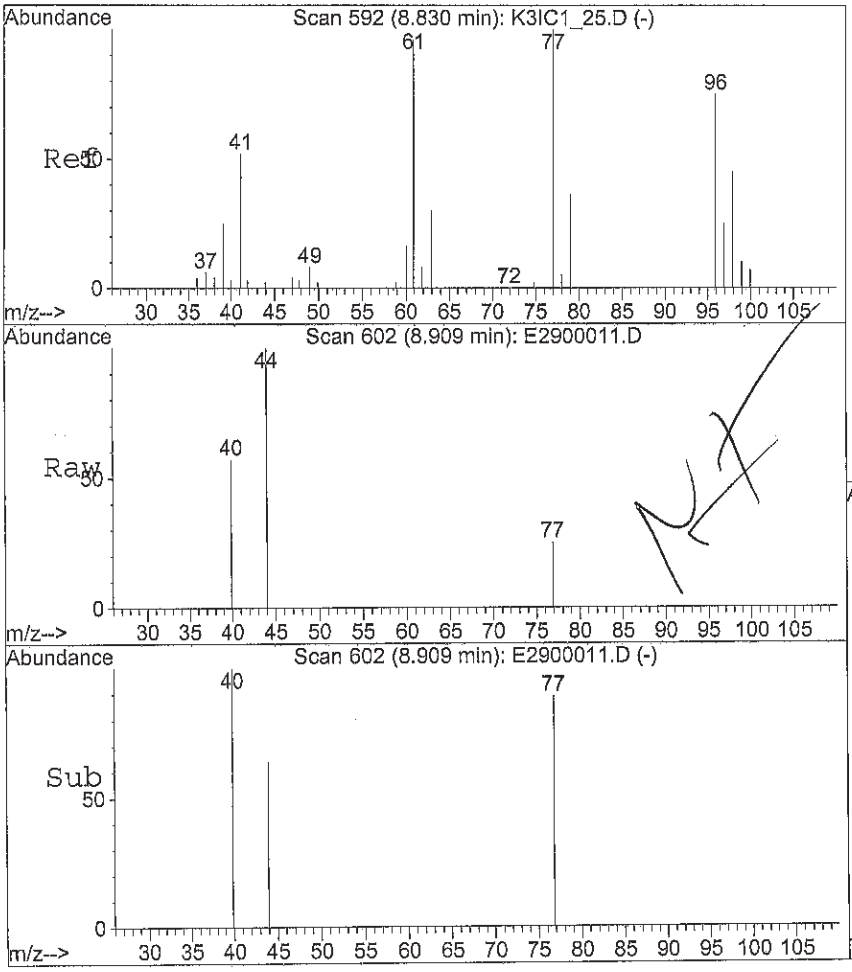

#20
2,2-Dichloropropane
Concen: 0.04 ug/L
RT: 8.91 min Scan# 602
Delta R.T. 0.08 min
Lab File: E2900011.D
Acq: 29 May 2014 1:26 pm

Tgt Ion: 77 Resp: 280

Ion	Ratio	Lower	Upper
77	100		
79	0.0	26.6	40.0#
97	0.0	18.9	28.3#
41	0.0	42.6	64.0#

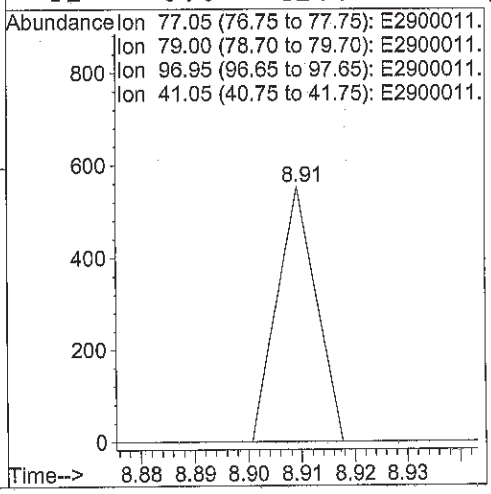

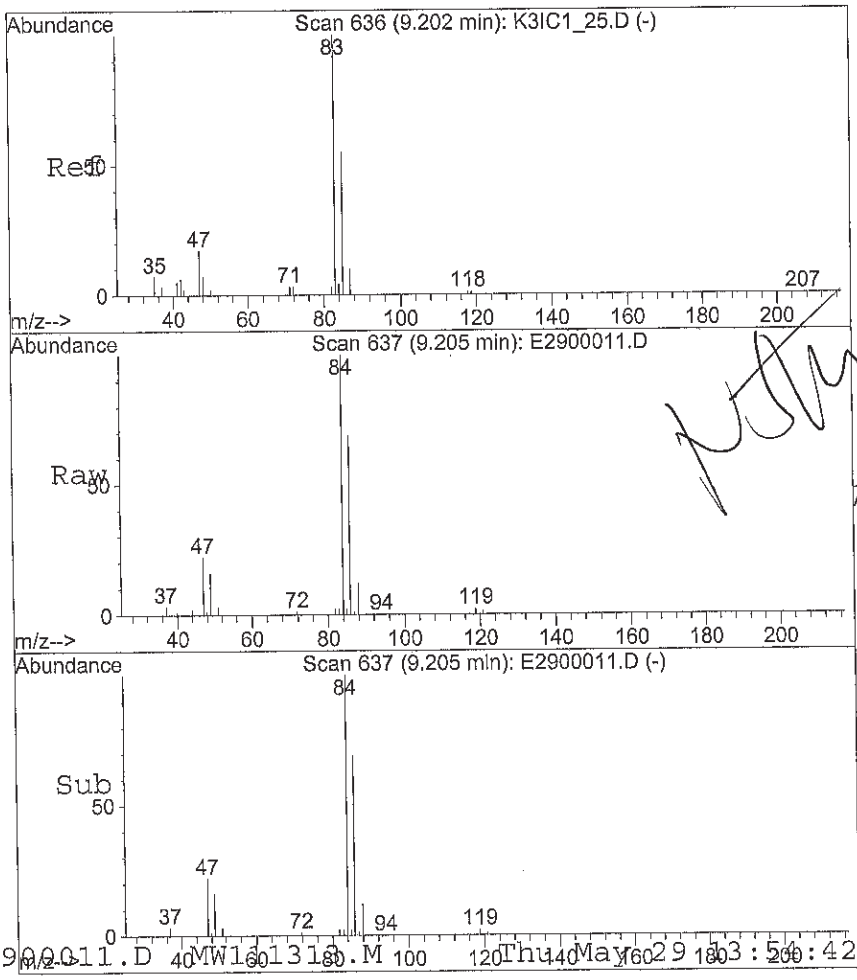

#24
Chloroform
Concen: 0.45 ug/L
RT: 9.20 min Scan# 637
Delta R.T. 0.00 min
Lab File: E2900011.D
Acq: 29 May 2014 1:26 pm

Tgt Ion: 83 Resp: 4681

Ion	Ratio	Lower	Upper
83	100		
85	135.8	51.8	77.6#

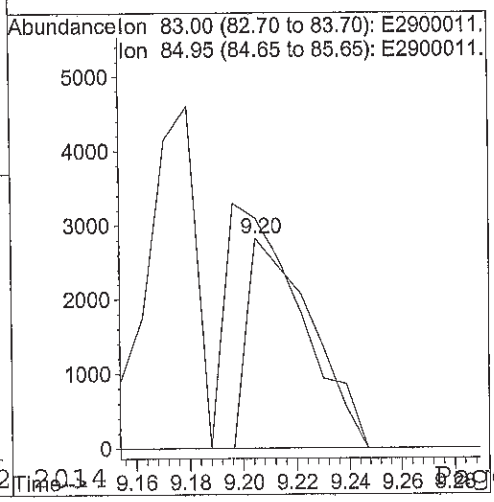

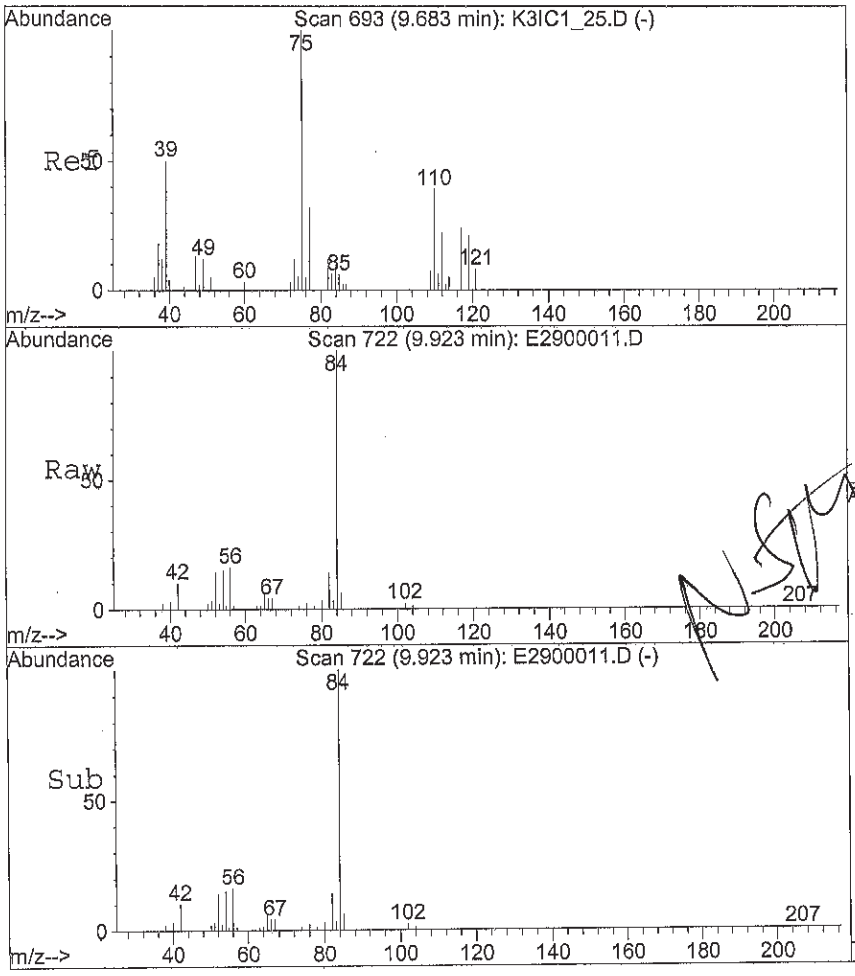

#29
1,1-Dichloropropene
Concen: 0.05 ug/L
RT: 9.92 min Scan# 722
Delta R.T. 0.24 min
Lab File: E2900011.D
Acq: 29 May 2014 1:26 pm

Tgt Ion: 75 Resp: 383

Ion	Ratio	Lower	Upper
75	100		
110	0.0	29.0	43.6#
77	757.7	25.0	37.4#

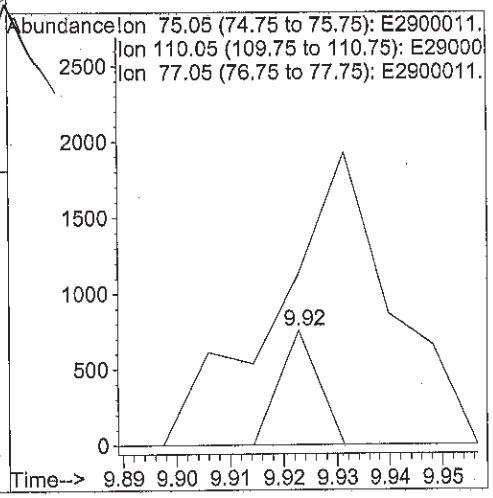

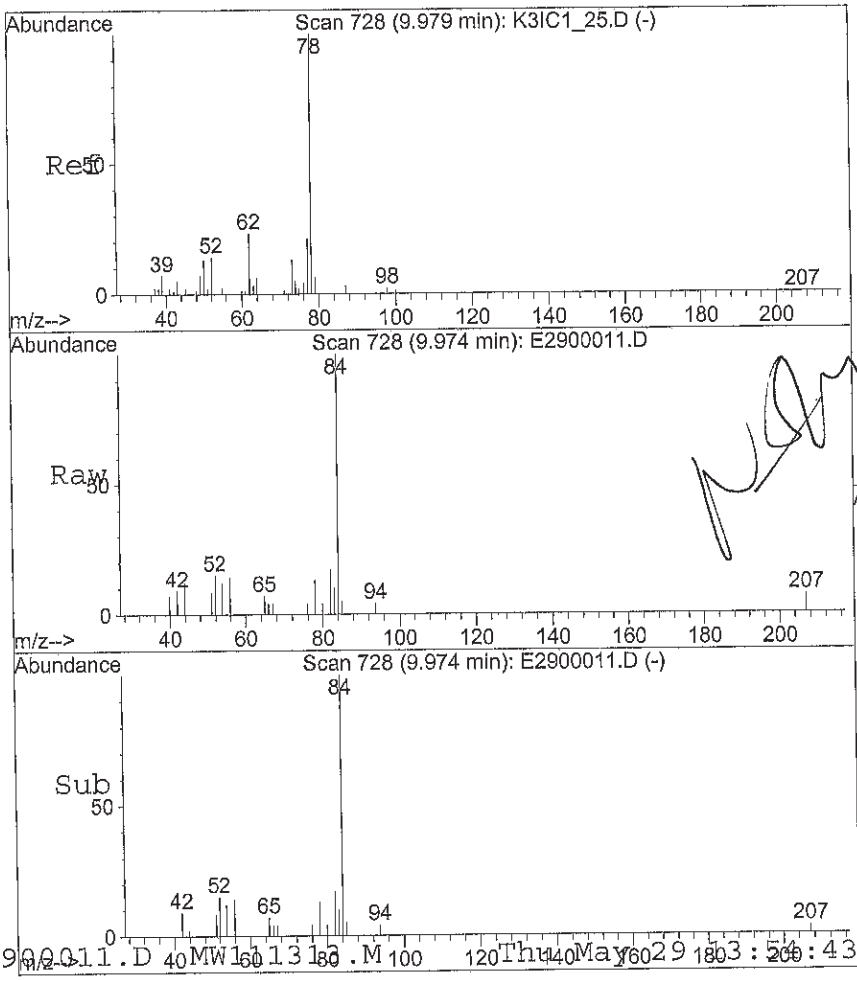

#31
Benzene
Concen: 0.17 ug/L
RT: 9.97 min Scan# 728
Delta R.T. -0.01 min
Lab File: E2900011.D
Acq: 29 May 2014 1:26 pm

Tgt Ion: 78 Resp: 3112

Ion	Ratio	Lower	Upper
78	100		
51	0.0	14.2	21.2#
77	0.0	16.6	24.8#

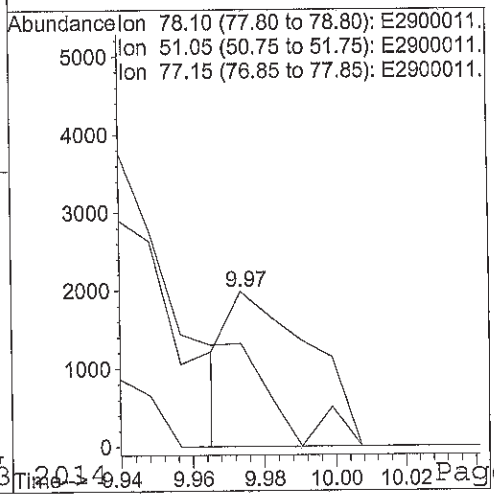

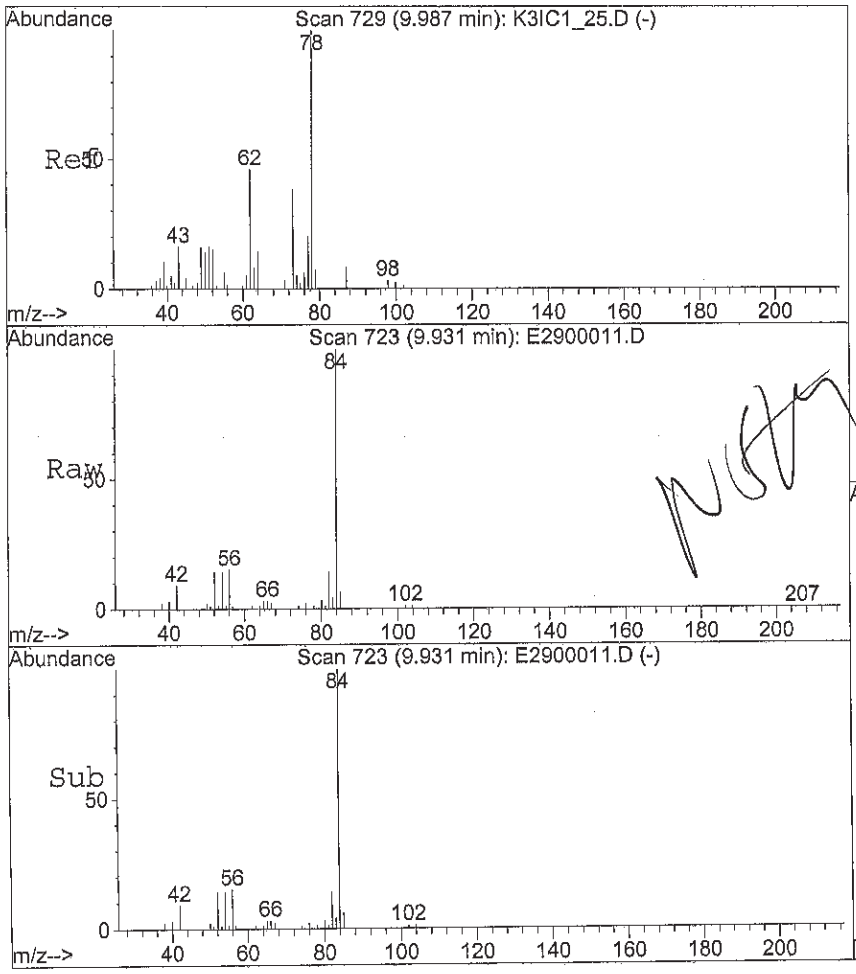

#32
1,2-Dichloroethane
Concen: 1.20 ug/L
RT: 9.93 min Scan# 723
Delta R.T. -0.06 min
Lab File: E2900011.D
Acq: 29 May 2014 1:26 pm

Tgt Ion: 62 Resp: 8001

Ion	Ratio	Lower	Upper
62	100		
64	187.4	28.0	42.0#
49	0.0	28.5	42.7#
98	0.0	6.2	9.4#

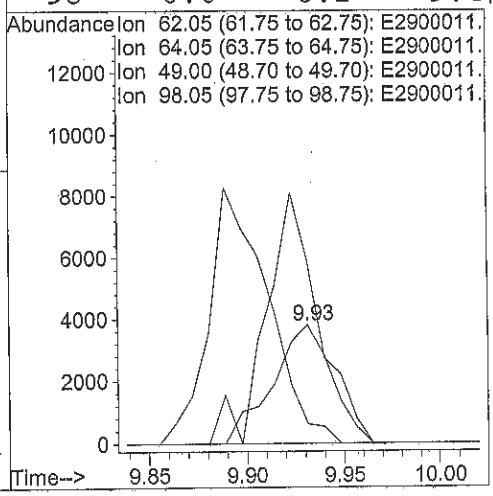

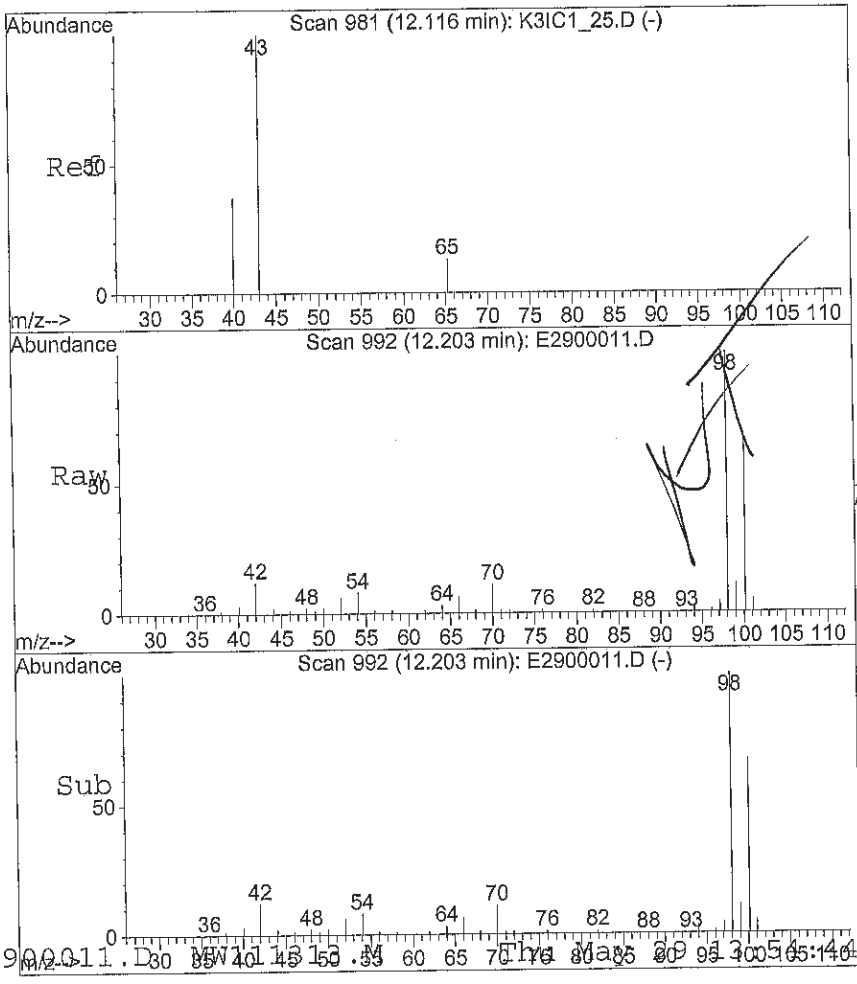

#40
(MIBK) 4-Methyl-2-Pentanone
Concen: 3.15 ug/L
RT: 12.20 min Scan# 992
Delta R.T. 0.09 min
Lab File: E2900011.D
Acq: 29 May 2014 1:26 pm

Tgt Ion: 43 Resp: 9526

Ion	Ratio	Lower	Upper
43	100		
58	135.6	0.0	0.0#
85	0.0	0.0	0.0
100	12316.0	0.0	0.0#

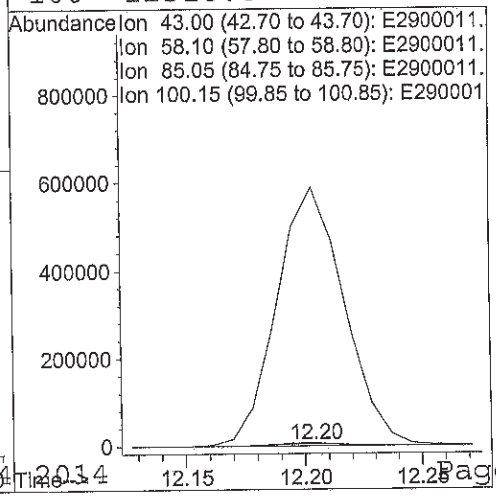

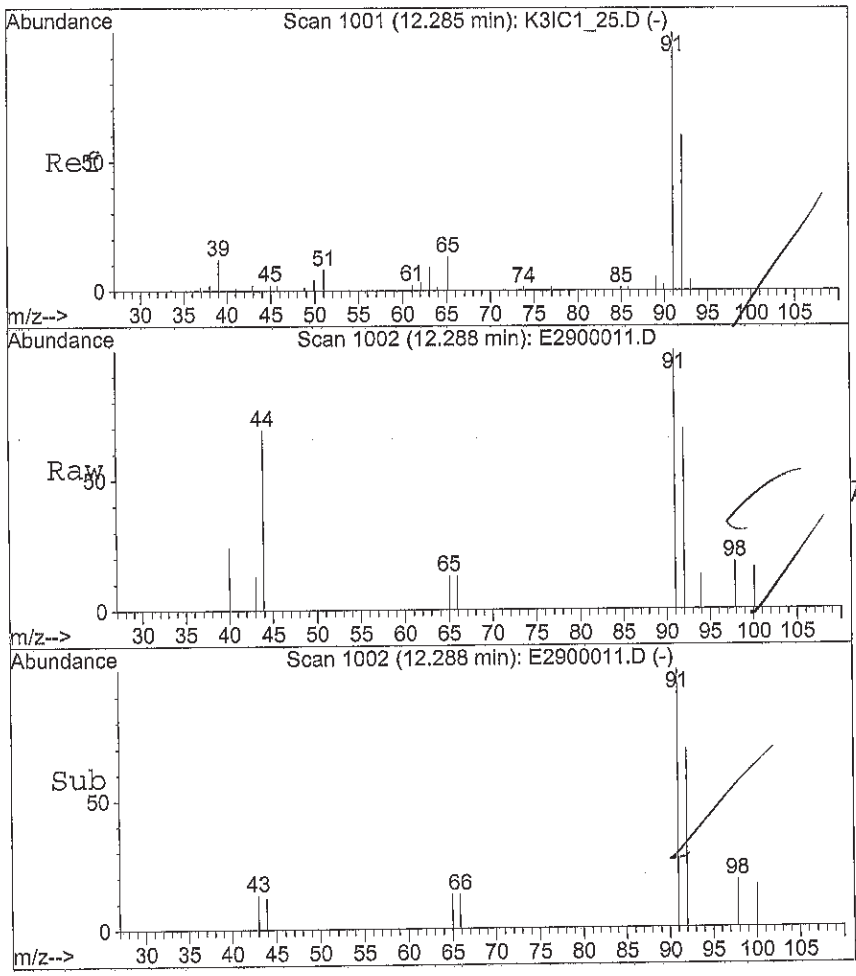

#41
Toluene
Concen: 0.36 ug/L
RT: 12.29 min Scan# 1002
Delta R.T. 0.00 min
Lab File: E2900011.D
Acq: 29 May 2014 1:26 pm

Tgt Ion: 91 Resp: 7506

Ion	Ratio	Lower	Upper
91	100		
92	54.8	47.4	71.0

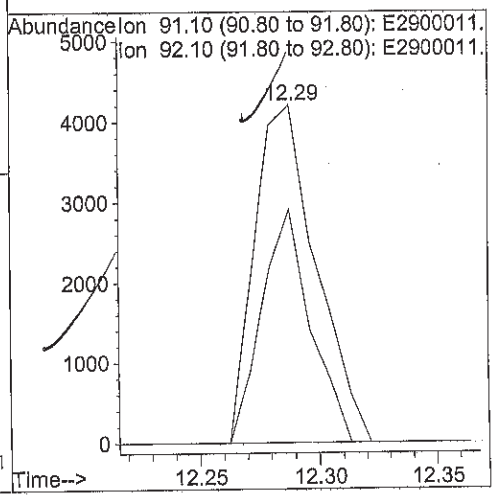

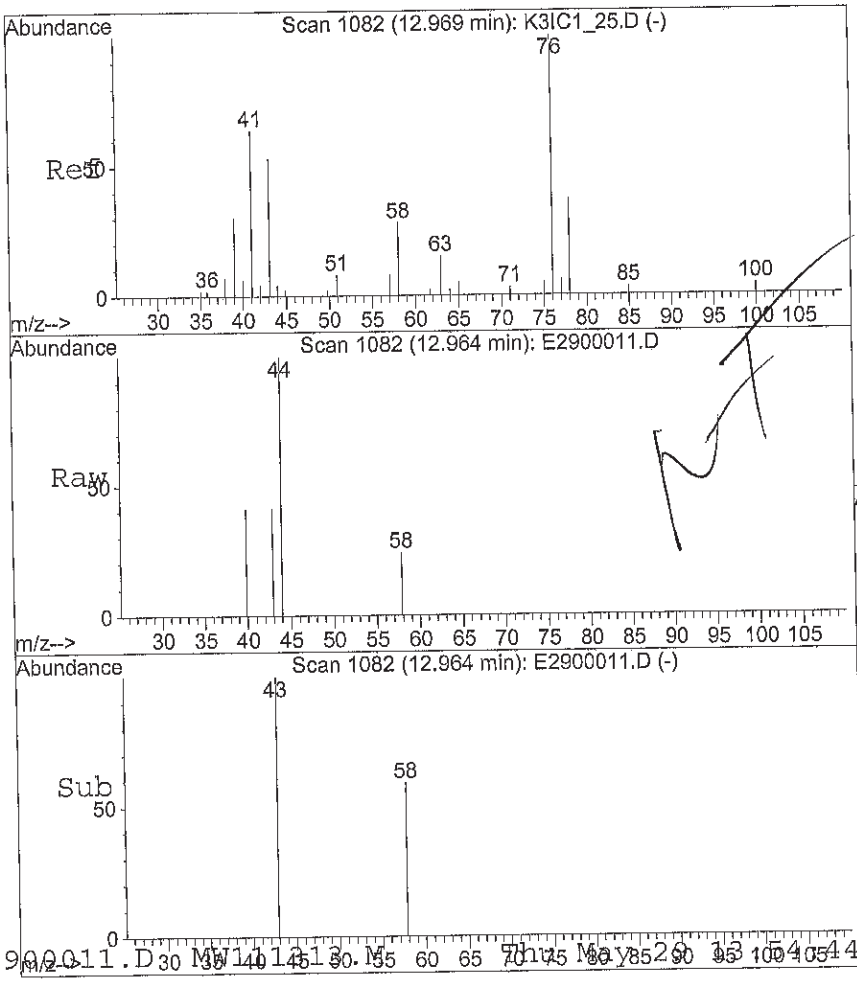

#46
2-Hexanone
Concen: 0.55 ug/L
RT: 12.96 min Scan# 1082
Delta R.T. -0.01 min
Lab File: E2900011.D
Acq: 29 May 2014 1:26 pm

Tgt Ion: 43 Resp: 1813

Ion	Ratio	Lower	Upper
43	100		
58	37.3	40.9	61.3#
100	0.0	5.5	8.3#
85	0.0	4.3	6.5#

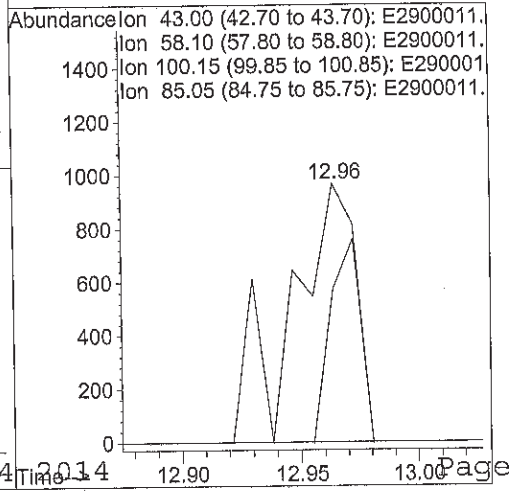

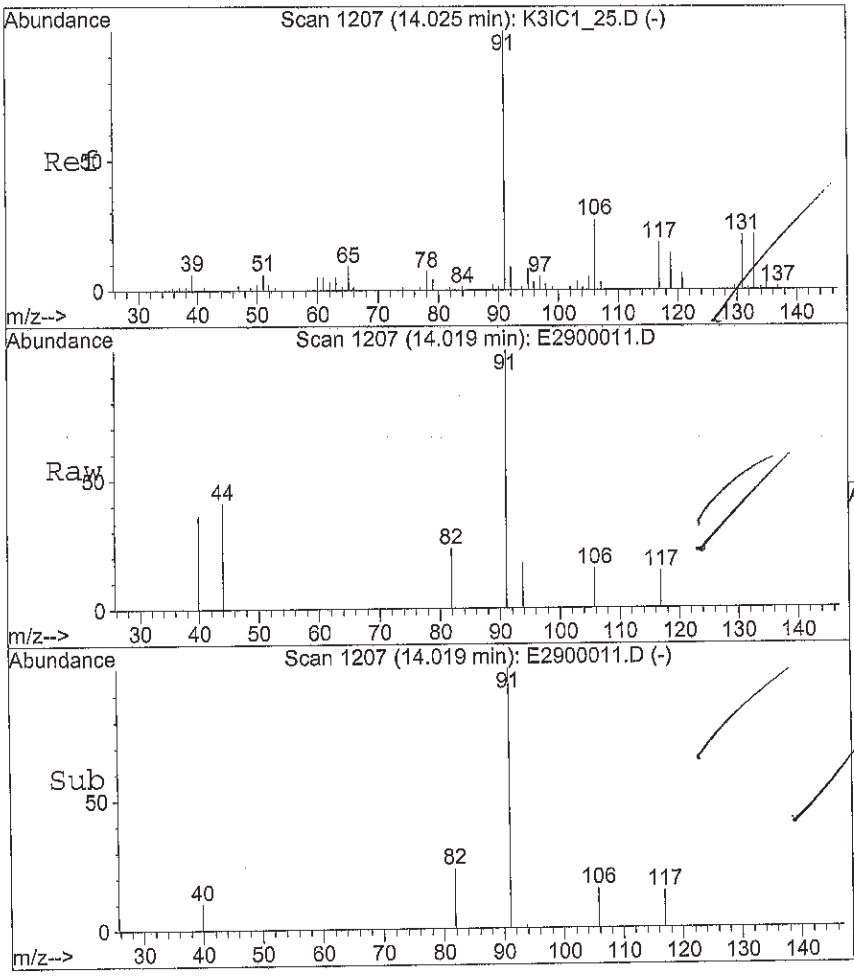

#51
Ethylbenzene
Concen: 0.26 ug/L
RT: 14.02 min Scan# 1207
Delta R.T. -0.01 min
Lab File: E2900011.D
Acq: 29 May 2014 1:26 pm

Tgt Ion: 91 Resp: 6143

Ion	Ratio	Lower	Upper
91	100		
106	5.7	23.5	35.3#

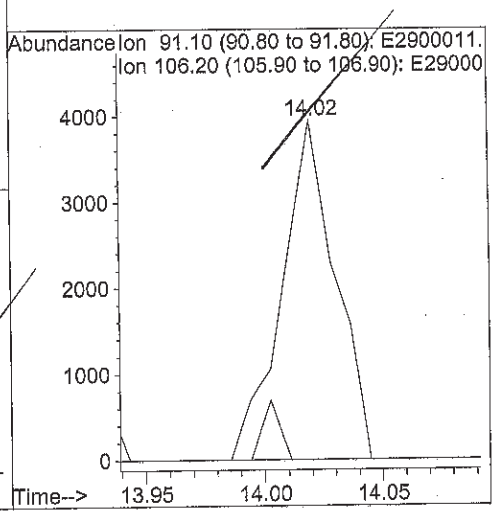

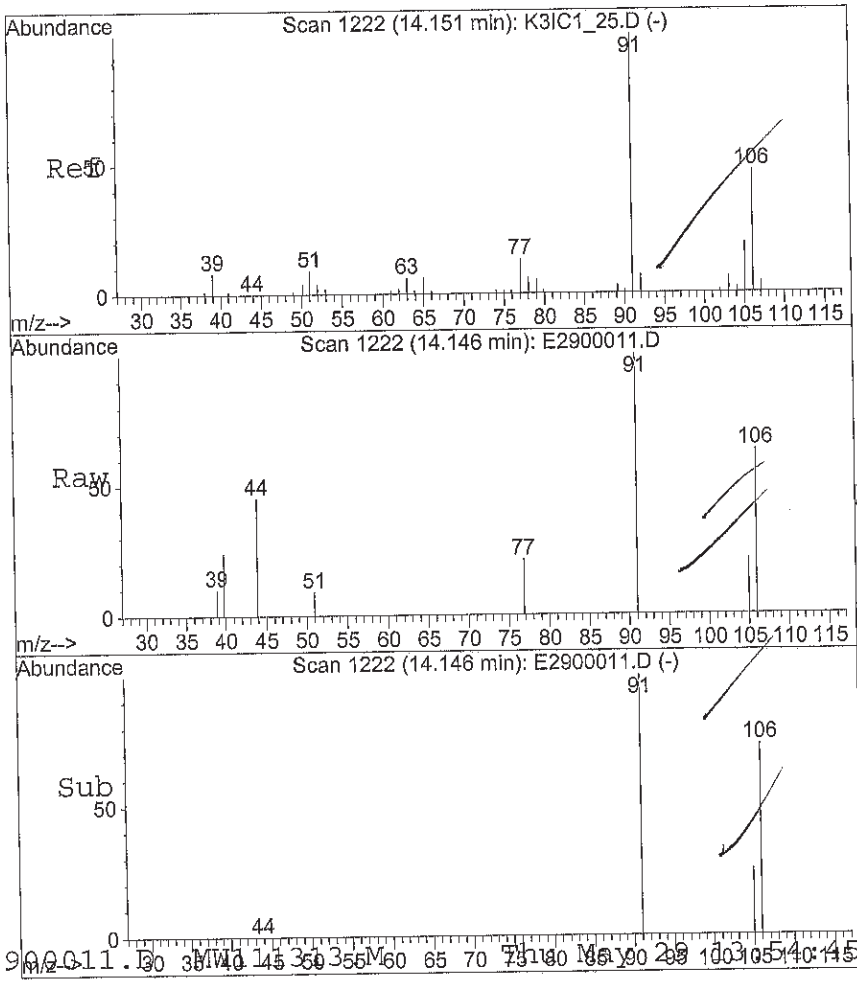

#52
m,p-Xylenes
Concen: 0.68 ug/L
RT: 14.15 min Scan# 1222
Delta R.T. -0.01 min
Lab File: E2900011.D
Acq: 29 May 2014 1:26 pm

Tgt Ion:106 Resp: 5691

Ion	Ratio	Lower	Upper
106	100		
91	215.3	177.1	265.7

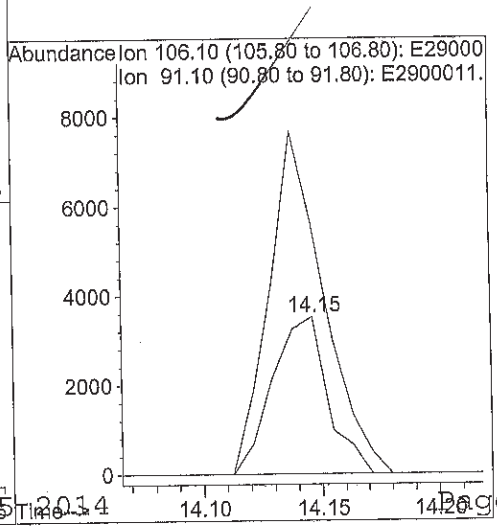

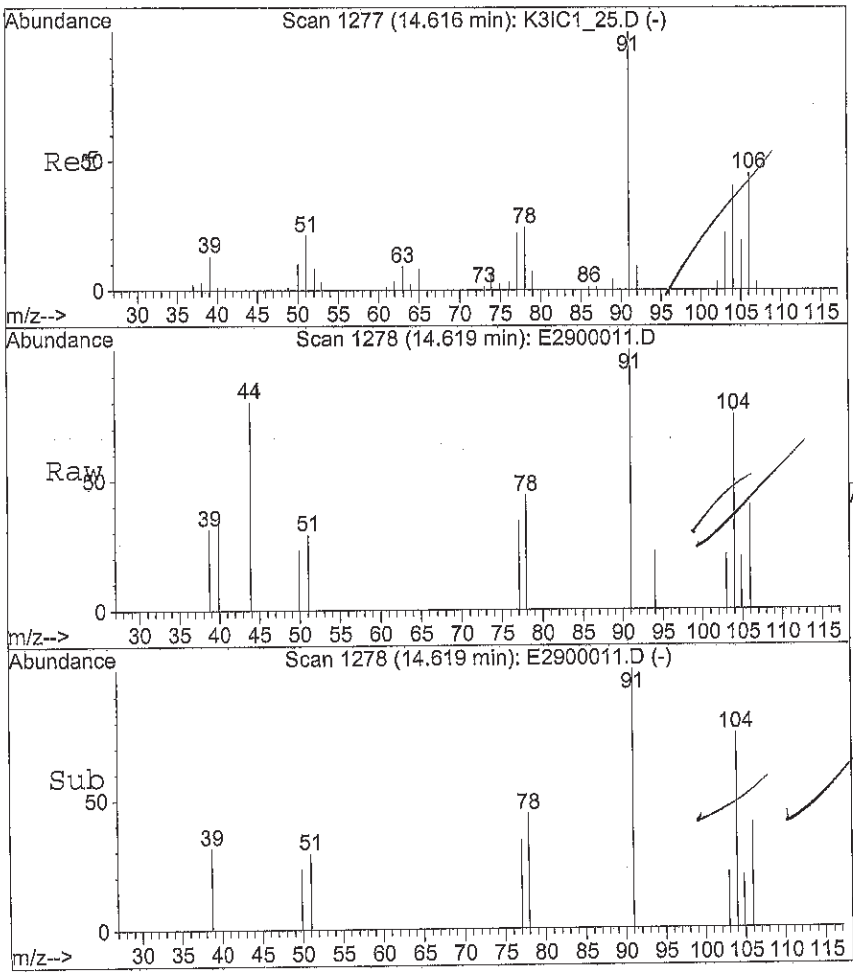

#53
o-Xylene
Concen: 0.17 ug/L
RT: 14.62 min Scan# 1278
Delta R.T. 0.00 min
Lab File: E2900011.D
Acq: 29 May 2014 1:26 pm

Tgt Ion:106 Resp: 1440

Ion	Ratio	Lower	Upper
106	100		
91	342.0	179.0	268.6#

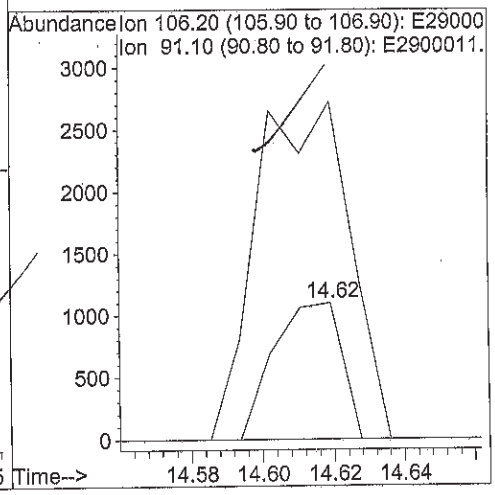

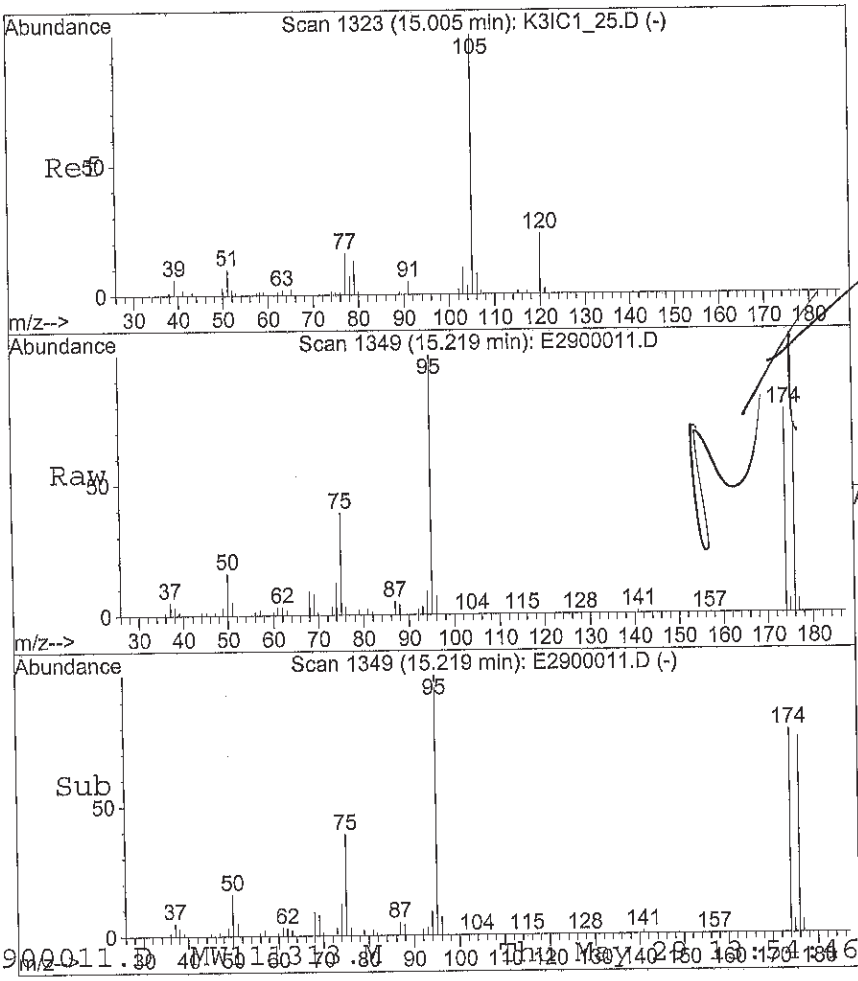

#56
Isopropylbenzene
Concen: 0.02 ug/L
RT: 15.22 min Scan# 1349
Delta R.T. 0.21 min
Lab File: E2900011.D
Acq: 29 May 2014 1:26 pm

Tgt Ion:105 Resp: 482

Ion	Ratio	Lower	Upper
105	100		
120	0.0	19.3	28.9#
77	935.9	13.1	19.7#

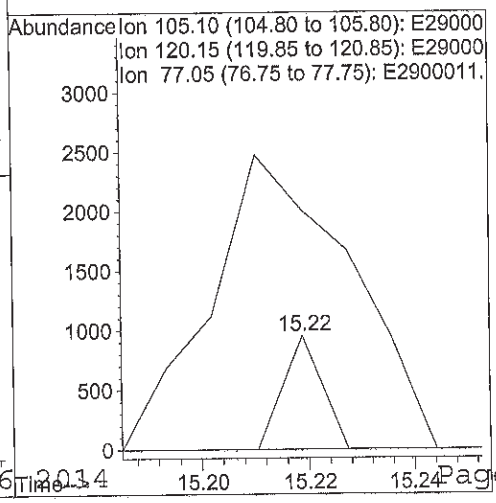

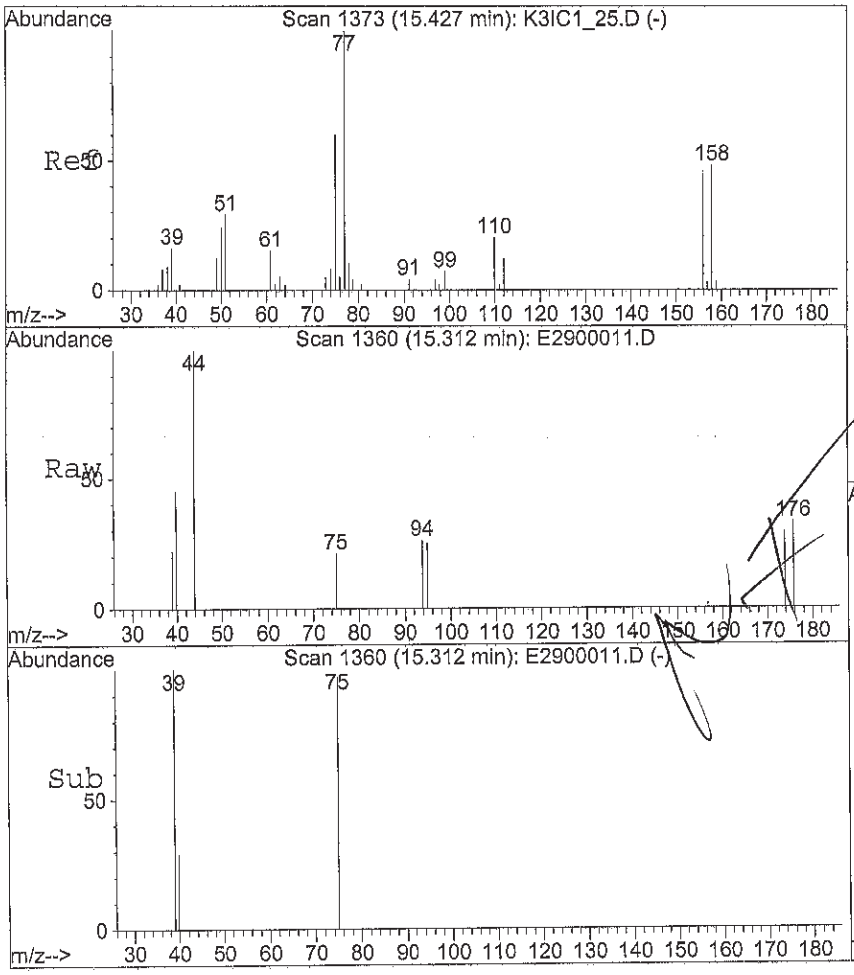

#57
1,2,3-Trichloropropane
Concen: 0.04 ug/L
RT: 15.31 min Scan# 1360
Delta R.T. -0.12 min
Lab File: E2900011.D
Acq: 29 May 2014 1:26 pm

Tgt Ion: 75 Resp: 259

Ion	Ratio	Lower	Upper
75	100		
77	0.0	31.2	46.8#

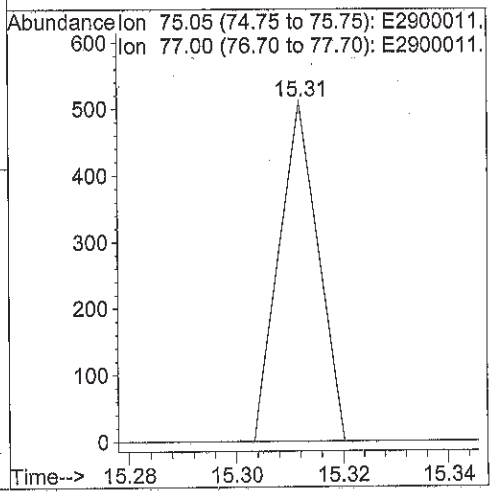

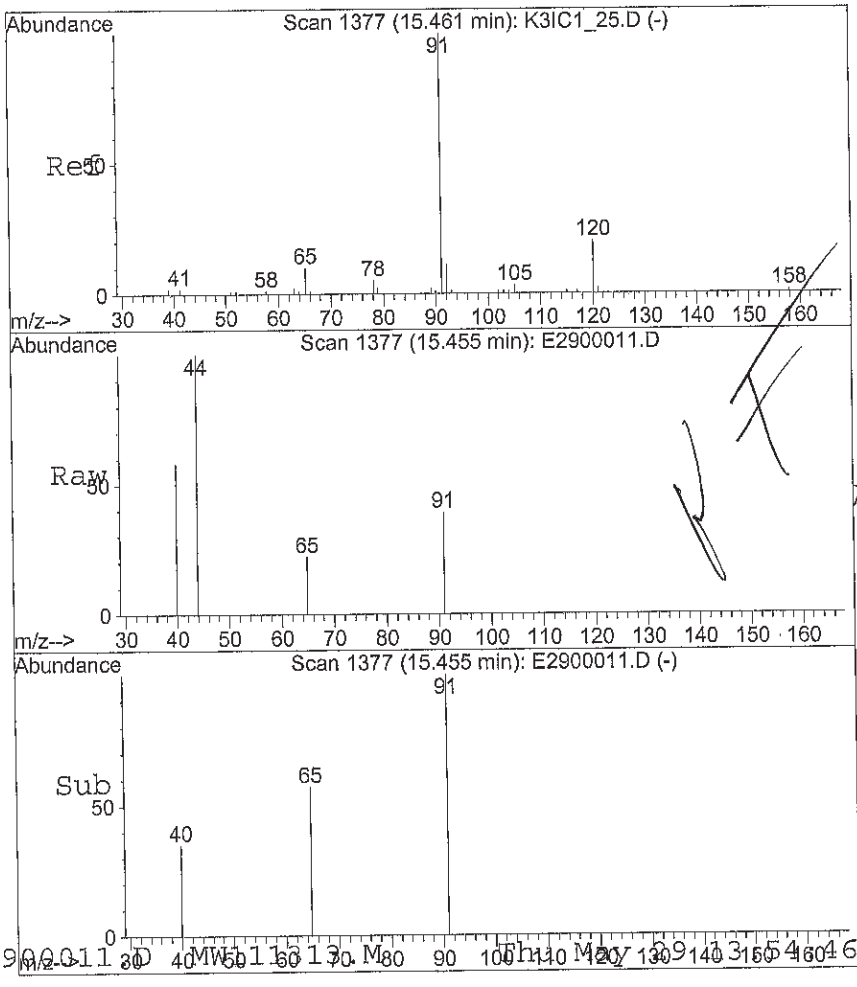

#62
n-Propylbenzene
Concen: 0.03 ug/L
RT: 15.46 min Scan# 1377
Delta R.T. -0.01 min
Lab File: E2900011.D
Acq: 29 May 2014 1:26 pm

Tgt Ion: 91 Resp: 1082

Ion	Ratio	Lower	Upper
91	100		
120	0.0	16.1	24.1#

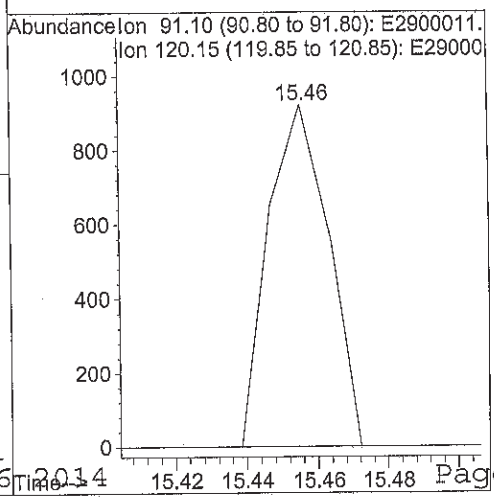

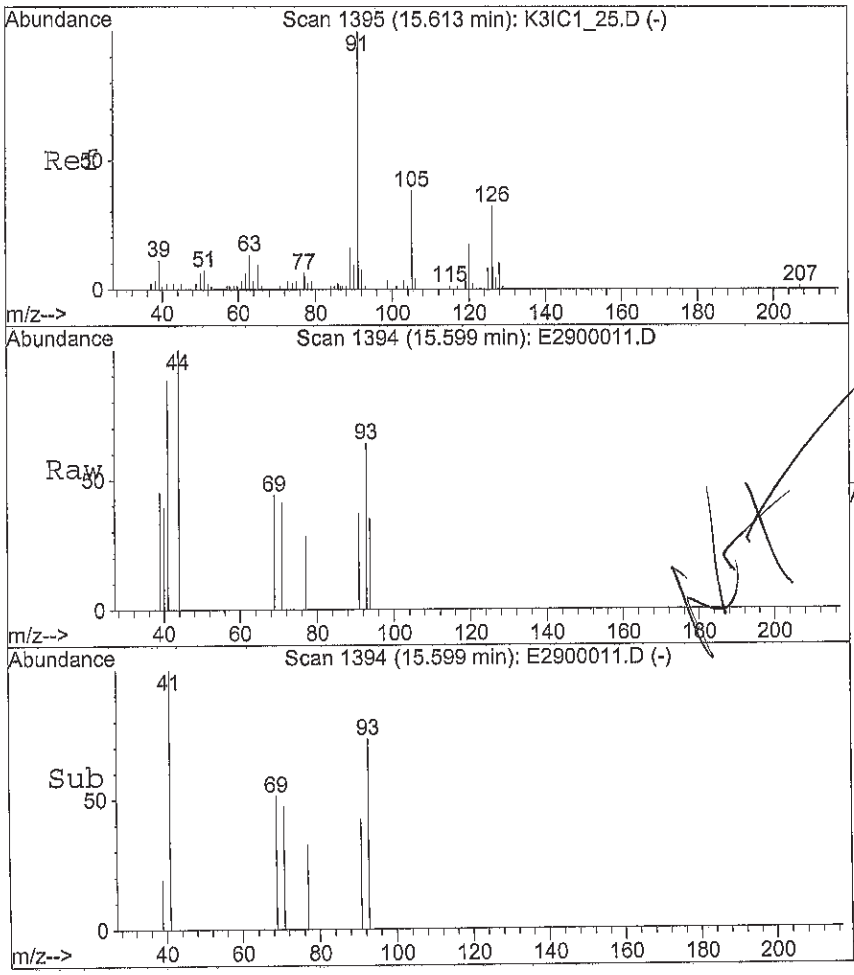

#63
2-Chlorotoluene
Concen: 0.02 ug/L
RT: 15.60 min Scan# 1394
Delta R.T. -0.01 min
Lab File: E2900011.D
Acq: 29 May 2014 1:26 pm

Tgt Ion: 91 Resp: 341

Ion	Ratio	Lower	Upper
91	100		
126	0.0	24.0	36.0#

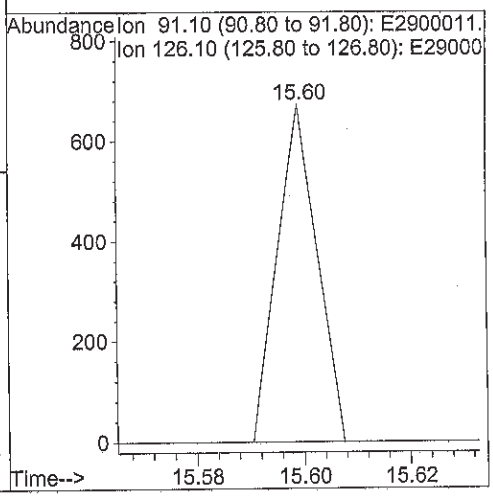

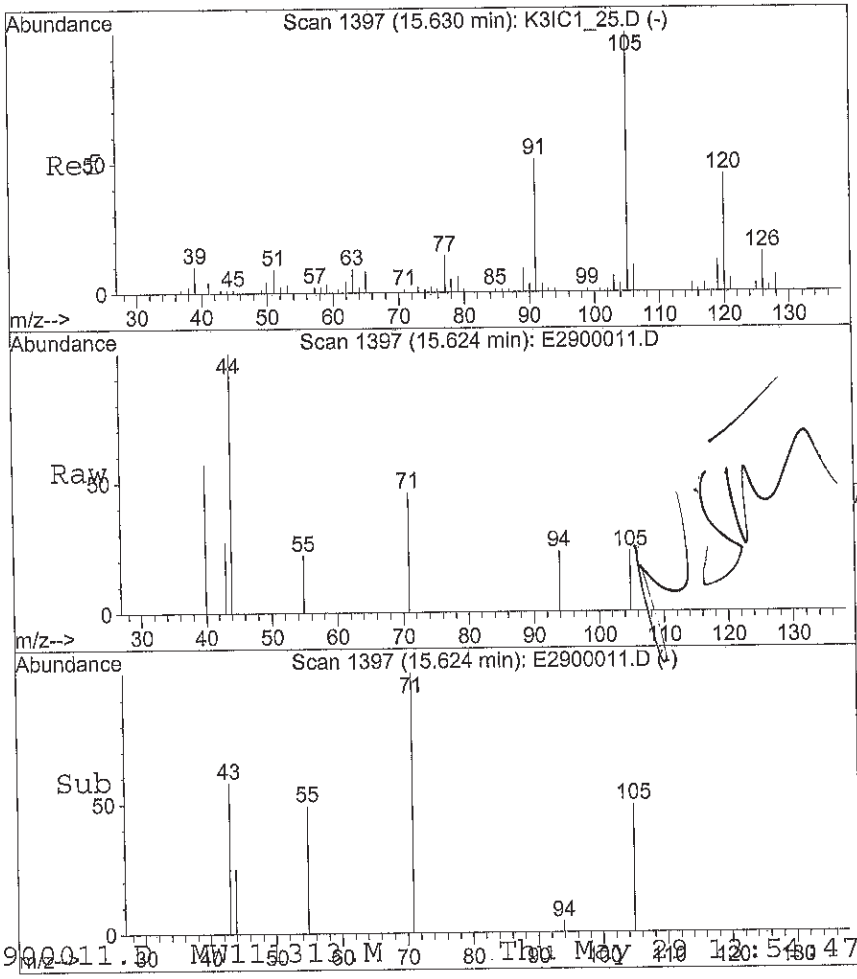

#64
1,3,5-Trimethylbenzene
Concen: 0.02 ug/L
RT: 15.62 min Scan# 1397
Delta R.T. -0.01 min
Lab File: E2900011.D
Acq: 29 May 2014 1:26 pm

Tgt Ion:105 Resp: 307

Ion	Ratio	Lower	Upper
105	100		
120	0.0	36.4	54.6#

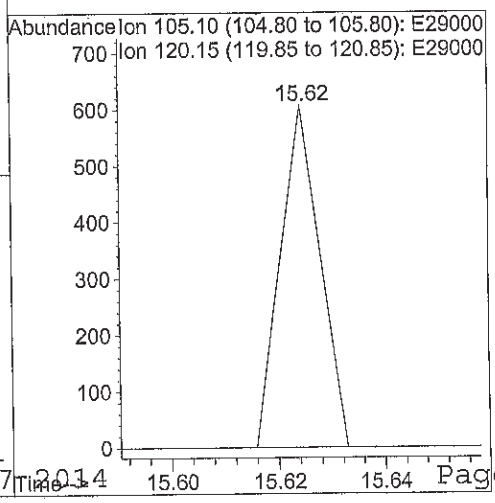

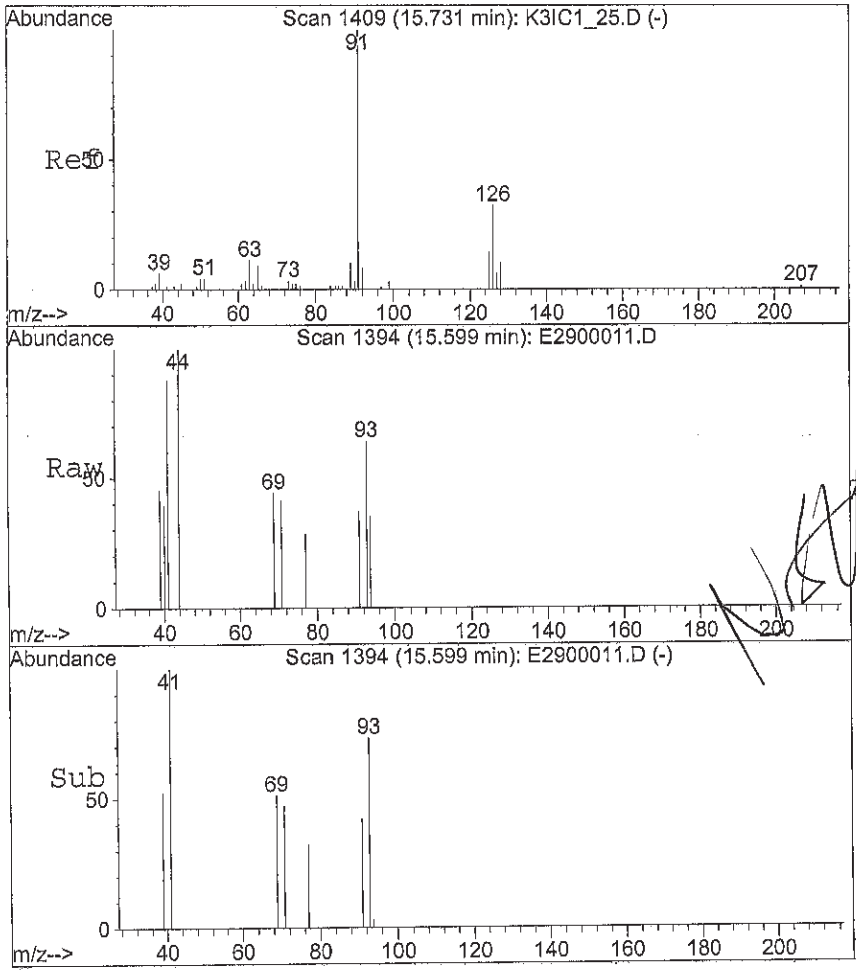

#65
4-Chlorotoluene
Concen: 0.02 ug/L
RT: 15.60 min Scan# 1394
Delta R.T. -0.13 min
Lab File: E2900011.D
Acq: 29 May 2014 1:26 pm

Tgt Ion: 91 Resp: 341

Ion	Ratio	Lower	Upper
91	100		
126	0.0	24.6	36.8#

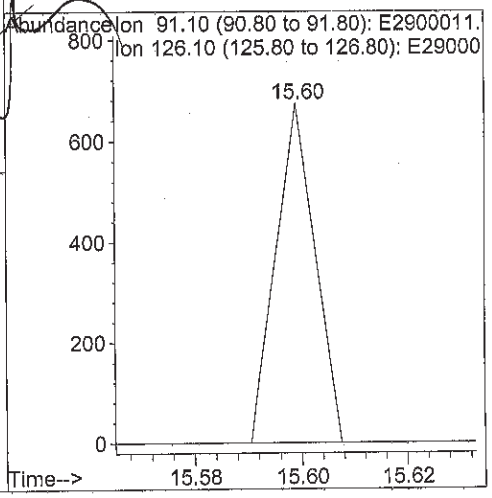

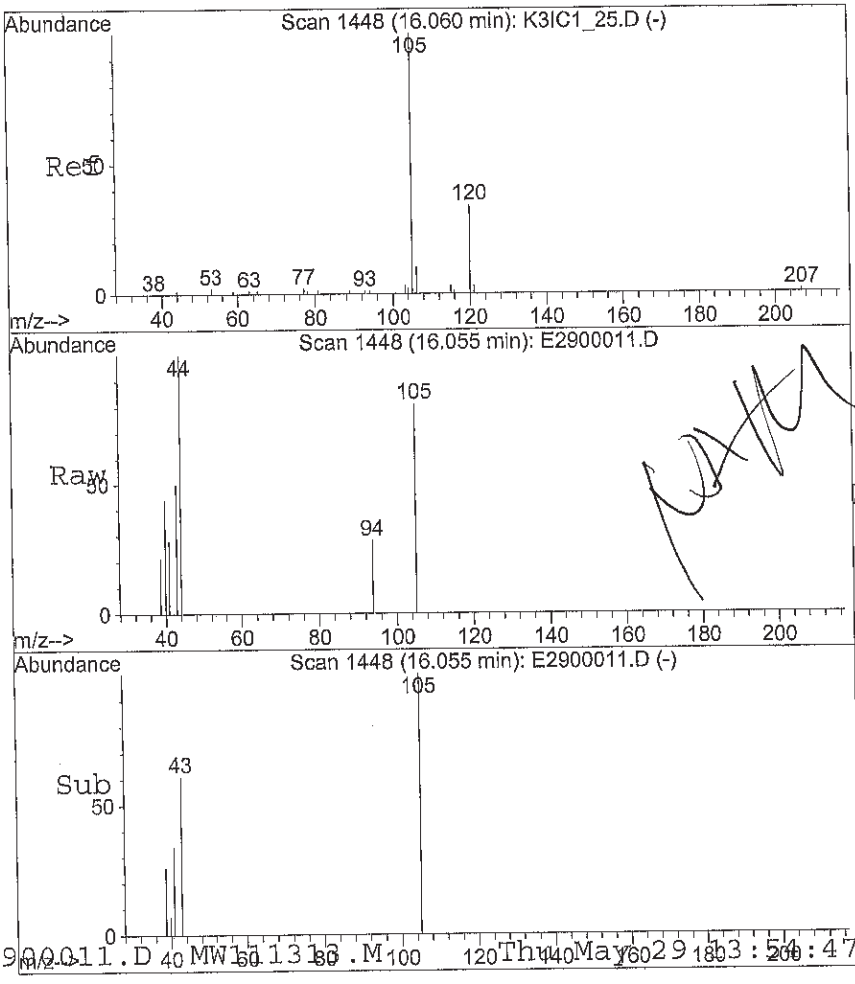

#67
1,2,4-Trimethylbenzene
Concen: 0.14 ug/L
RT: 16.06 min Scan# 1448
Delta R.T. -0.01 min
Lab File: E2900011.D
Acq: 29 May 2014 1:26 pm

Tgt Ion:105 Resp: 2781

Ion	Ratio	Lower	Upper
105	100		
120	10.9	33.8	50.8#

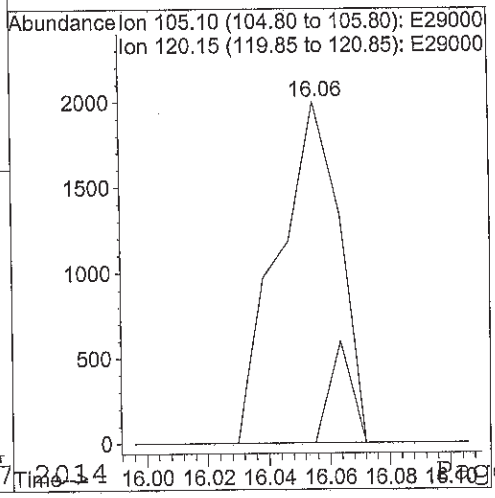

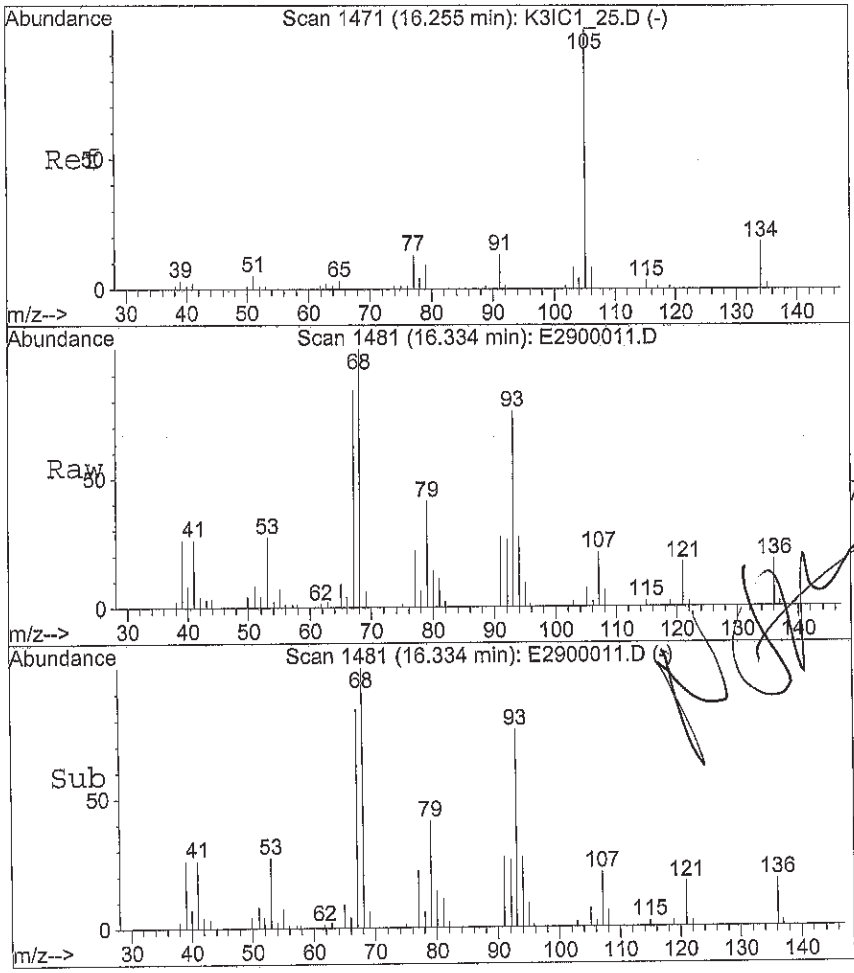

#68
sec-Butylbenzene
Concen: 0.34 ug/L
RT: 16.33 min Scan# 1481
Delta R.T. 0.08 min
Lab File: E2900011.D
Acq: 29 May 2014 1:26 pm

Tgt Ion:105 Resp: 8897

Ion	Ratio	Lower	Upper
105	100		
134	0.0	13.0	19.6#

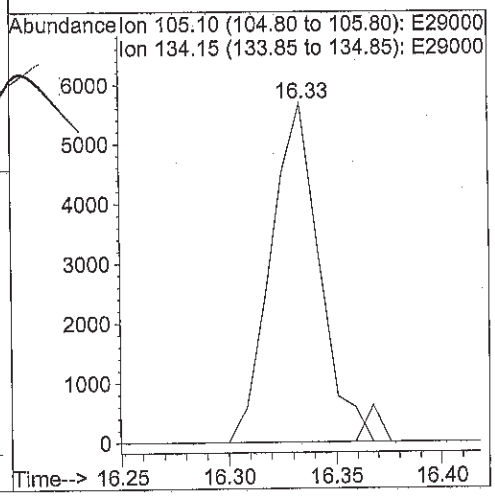

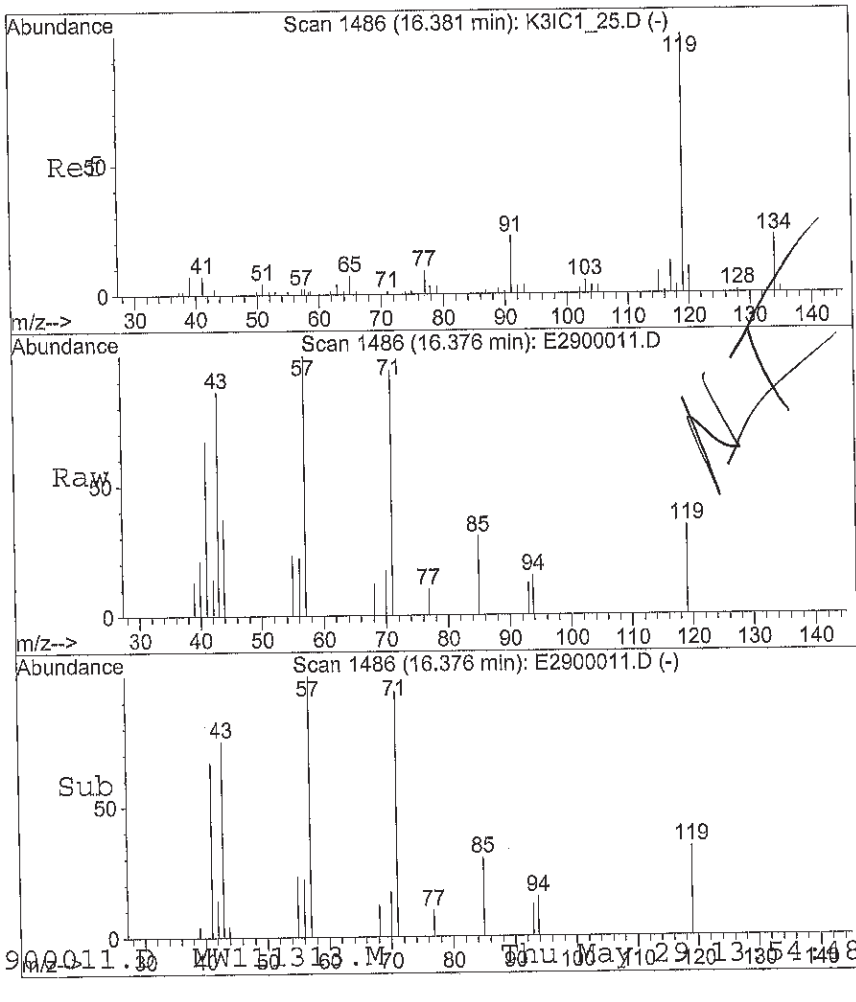

#69
p-Isopropyltoluene
Concen: 0.14 ug/L
RT: 16.38 min Scan# 1486
Delta R.T. -0.01 min
Lab File: E2900011.D
Acq: 29 May 2014 1:26 pm

Tgt Ion:119 Resp: 2962

Ion	Ratio	Lower	Upper
119	100		
134	10.5	17.4	26.2#
91	0.0	19.6	29.4#

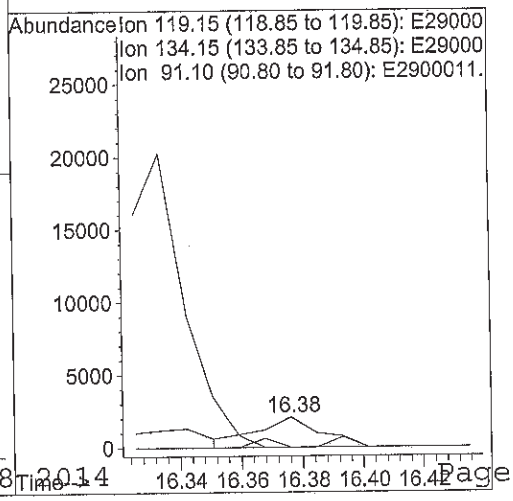

Quantitation Report (Not Reviewed)

Data File : C:\HPCHEM\1\DATA\052914L3\E2900011.D Vial: 2
Acq On : 29 May 2014 1:26 pm Operator: DN
Sample : 3E42901-10 Inst : GC/MS Ins
Misc : 100cc SVL-539-SA5D-SV-8.5-9.5 Multiplr: 10.00
MS Integration Params: rteint.p
Quant Time: May 29 13:55 19114 Quant Results File: SS072713.RES

Quant Method : C:\HPCHEM\1\METHODS\SS072713.M (RTE Integrator)
Title : 8260B GC/MS #3 ICAL SSSF 07/27/13 DN
Last Update : Mon Nov 18 10:31:39 2013
Response via : Initial Calibration
DataAcq Meth : MW111313

Internal Standards	R.T.	QIon	Response	Conc	Units	Dev(Min)
1) Fluorobenzene (IS)	10.29	96	2000126	12.50	ug/L	-0.02
7) Chlorobenzene-d5 (IS)	13.92	117	1513788	12.50	ug/L	0.00
10) 1,4-Dichlorobenzene-d4 (IS	16.50	152	768922	12.50	ug/L	-0.01
System Monitoring Compounds						
2) Dibromofluoromethane (SU1)	9.43	113	532657	10.24	ug/L	0.00
Spiked Amount 12.500	Range 75 - 125		Recovery = 81.92%			
3) Chloroform-d (SU6)	9.19	84	813721	10.90	ug/L	0.00
Spiked Amount 12.500	Range 70 - 140		Recovery = 87.20%			
4) Methylene Chloride-d2 (SU5	7.08	86	477891	10.95	ug/L	0.00
Spiked Amount 12.500	Range 70 - 140		Recovery = 87.60%			
5) 1,2-Dichloroethane-d4 (SU2	9.90	65	447940	12.60	ug/L	0.00
Spiked Amount 12.500	Range 75 - 125		Recovery = 100.80%			
6) Benzene-d6 (SU7)	9.93	84	1688413	10.76	ug/L	-0.02
Spiked Amount 12.500	Range 70 - 140		Recovery = 86.08%			
8) Toluene-d8 (SU3)	12.20	98	1746770	12.16	ug/L	-0.02
Spiked Amount 12.500	Range 75 - 125		Recovery = 97.28%			
9) 4-Bromofluorobenzene (SU4)	15.22	95	794899	13.41	ug/L	-0.01
Spiked Amount 12.500	Range 75 - 125		Recovery = 107.28%			

Target Compounds Qvalue

(#) = qualifier out of range (m) = manual integration

Quantitation Report

Data File : C:\HPCHEM\1\DATA\052914L3\E2900011.D Vial: 2
Acq On : 29 May 2014 1:26 pm Operator: DN
Sample : 3E42901-10 Inst : GC/MS Ins
Misc : 100cc SVL-539-SA5D-SV-8.5-9.5 Multiplr: 10.00
MS Integration Params: rteint.p
Quant Time: May 29 13:55 19114 Quant Results File: SS072713.RES

Method : C:\HPCHEM\1\METHODS\SS072713.M (RTE Integrator)
Title : 8260B GC/MS #3 ICAL SSSF 07/27/13 DN
Last Update : Mon Nov 18 10:31:39 2013
Response via : Initial Calibration



Quantitation Report (Not Reviewed)

Data File : C:\HPCHEM\1\DATA\052914L3\E2900012.D Vial: 3
Acq On : 29 May 2014 1:59 pm Operator: DN
Sample : 3E42901-11 Inst : GC/MS Ins
Misc : 100cc SVL-572-SA5C-SV-6.8-7.8 Multiplr: 10.00
MS Integration Params: rteint.p
Quant Time: May 29 14:26 19114 Quant Results File: MW111313.RES

Quant Method : C:\HPCHEM\1\METHODS\MW111313.M (RTE Integrator)
Title : 8260B GC/MS #3 ICAL 11/13/13 DN
Last Update : Wed Nov 13 19:38:32 2013
Response via : Initial Calibration
DataAcq Meth : MW111313

Internal Standards	R.T.	QIon	Response	Conc Units	Dev(Min)
1) Fluorobenzene (IS)	10.29	96	1633764	12.50 ug/L	0.00
38) Chlorobenzene-d5 (IS)	13.92	117	1325951	12.50 ug/L	0.00
59) 1,4-Dichlorobenzene-d4 (IS	16.51	152	712550	12.50 ug/L	0.00
System Monitoring Compounds					
2) Dibromofluoromethane (SU1)	9.43	113	460794	11.31 ug/L	0.01
Spiked Amount 12.500	Range 75 - 125		Recovery = 90.48%		
28) 1,2-Dichloroethane-d4 (SU2	9.90	65	456427	11.78 ug/L	0.00
Spiked Amount 12.500	Range 75 - 125		Recovery = 94.24%		
39) Toluene-d8 (SU3)	12.21	98	1434293	11.60 ug/L	0.00
Spiked Amount 12.500	Range 75 - 125		Recovery = 92.80%		
58) 4-Bromofluorobenzene (SU4)	15.22	95	718920	13.26 ug/L	0.00
Spiked Amount 12.500	Range 75 - 125		Recovery = 106.08%		

Target Compounds					Qvalue
4) Chloromethane	4.39	50	1151	-0.80 ug/L #	41
6) Bromomethane	5.15	96	5492	1.28 ug/L	79
7) Chloroethane	5.26	64	1113	1.51 ug/L #	32
11) Acetone	6.46	58	10258	11.99 ug/L	77
12) (IPA) Leak Check Compound	6.49	45	26815	136.59 ug/L #	82
13) Carbon disulfide	6.86	76	2205	0.16 ug/L #	76
14) Methylene Chloride	7.10	84	6276	1.40 ug/L #	9
15) (TBA) tert-Butanol	6.92	59	322	1.16 ug/L #	77
19) cis-1,2-Dichloroethene	9.06	96	305	0.06 ug/L #	3
21) (MEK) 2-Butanone	8.80	72	258	0.56 ug/L #	1
24) Chloroform	9.21	83	3518	0.41 ug/L #	4
29) 1,1-Dichloropropene	9.94	75	273	0.04 ug/L #	1
31) Benzene	9.97	78	1431	0.09 ug/L #	57
32) 1,2-Dichloroethane	9.93	62	6207	1.14 ug/L #	1
40) (MIBK) 4-Methyl-2-Pentanon	12.21	43	7126	2.69 ug/L #	100
41) Toluene	12.29	91	10065	0.56 ug/L	99
46) 2-Hexanone	12.97	43	1248	0.43 ug/L #	37
51) Ethylbenzene	14.03	91	2711	0.13 ug/L #	45
52) m,p-Xylenes	14.15	106	2519	0.34 ug/L #	68
53) o-Xylene	14.60	106	254	0.04 ug/L #	1
54) Styrene	14.63	104	2859	-0.59 ug/L #	91
56) Isopropylbenzene	15.23	105	2409	0.12 ug/L #	1

(#) = qualifier out of range (m) = manual integration

Data File : C:\HPCHEM\1\DATA\052914L3\E2900012.D Vial: 3
Acq On : 29 May 2014 1:59 pm Operator: DN
Sample : 3E42901-11 Inst : GC/MS Ins
Misc : 100cc SVL-572-SA5C-SV-6.8-7.8 Multiplr: 10.00
MS Integration Params: rteint.p
Quant Time: May 29 14:26 19114 Quant Results File: MW111313.RES

Quant Method : C:\HPCHEM\1\METHODS\MW111313.M (RTE Integrator)
Title : 8260B GC/MS #3 ICAL 11/13/13 DN
Last Update : Wed Nov 13 19:38:32 2013
Response via : Initial Calibration
DataAcq Meth : MW111313

Compound	R.T.	QIon	Response	Conc Unit	Qvalue
57) 1,2,3-Trichloropropane	15.31	75	316	0.06 ~~ug/L~~ #	36
62) n-Propylbenzene	15.46	91	1972	0.07 ~~ug/L~~ #	56
63) 2-Chlorotoluene	15.61	91	269	0.02 ~~ug/L~~ #	45
64) 1,3,5-Trimethylbenzene	15.62	105	3333	0.19 ug/L #	71
65) 4-Chlorotoluene	15.61	91	269	0.02 ~~ug/L~~ #	44
66) tert-Butylbenzene	16.06	119	1776	0.12 ~~ug/L~~ #	29
67) 1,2,4-Trimethylbenzene	16.06	105	20952	1.13 ug/L	92
68) sec-Butylbenzene	16.25	105	1225	0.05 ~~ug/L~~ #	62
69) p-Isopropyltoluene	16.38	119	22128	1.14 ~~ug/L~~ #	94
72) n-Butylbenzene	16.85	91	3048	0.15 ~~ug/L~~ #	75
77) Naphthalene	19.45	128	9577	0.68 ~~ug/L~~	100

0.0038
0.0226
0.0136

(#) = qualifier out of range (m) = manual integration

Quantitation Report

Data File : C:\HPCHEM\1\DATA\052914L3\E2900012.D Vial: 3
Acq On : 29 May 2014 1:59 pm Operator: DN
Sample : 3E42901-11 Inst : GC/MS Ins
Misc : 100cc SVL-572-SA5C-SV-6.8-7.8 Multiplr: 10.00
MS Integration Params: rteint.p
Quant Time: May 29 14:26 19114 Quant Results File: MW111313.RES

Method : C:\HPCHEM\1\METHODS\MW111313.M (RTE Integrator)
Title : 8260B GC/MS #3 ICAL 11/13/13 DN
Last Update : Wed Nov 13 19:38:32 2013
Response via : Initial Calibration



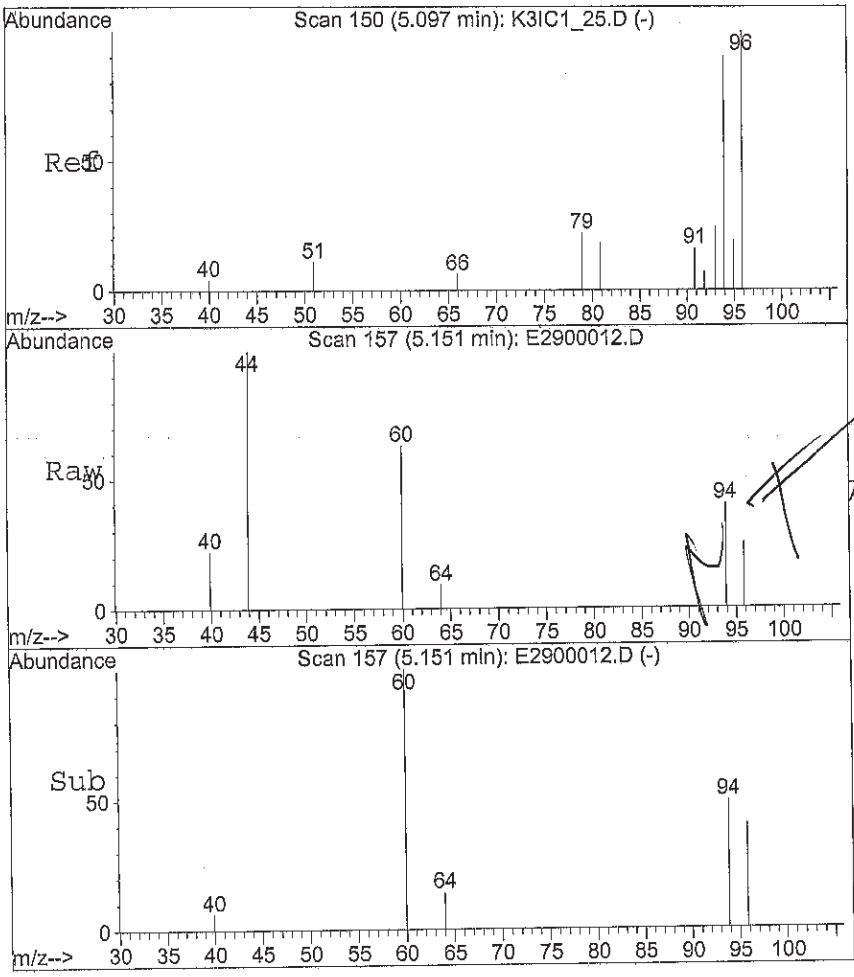

#6
Bromomethane
Concen: 1.28 ug/L
RT: 5.15 min Scan# 157
Delta R.T. 0.05 min
Lab File: E2900012.D
Acq: 29 May 2014 1:59 pm

Tgt Ion: 96 Resp: 5492

Ion	Ratio	Lower	Upper
96	100		
94	101.7	101.0	151.4

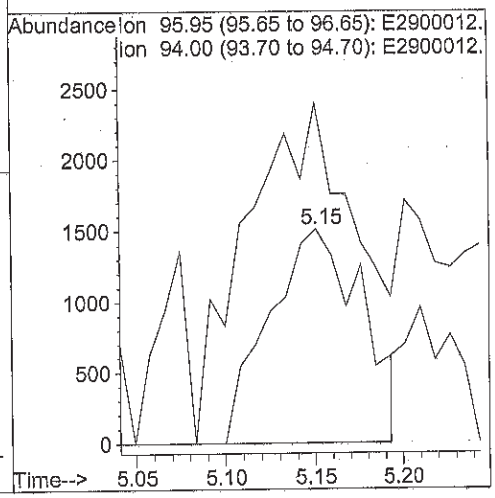

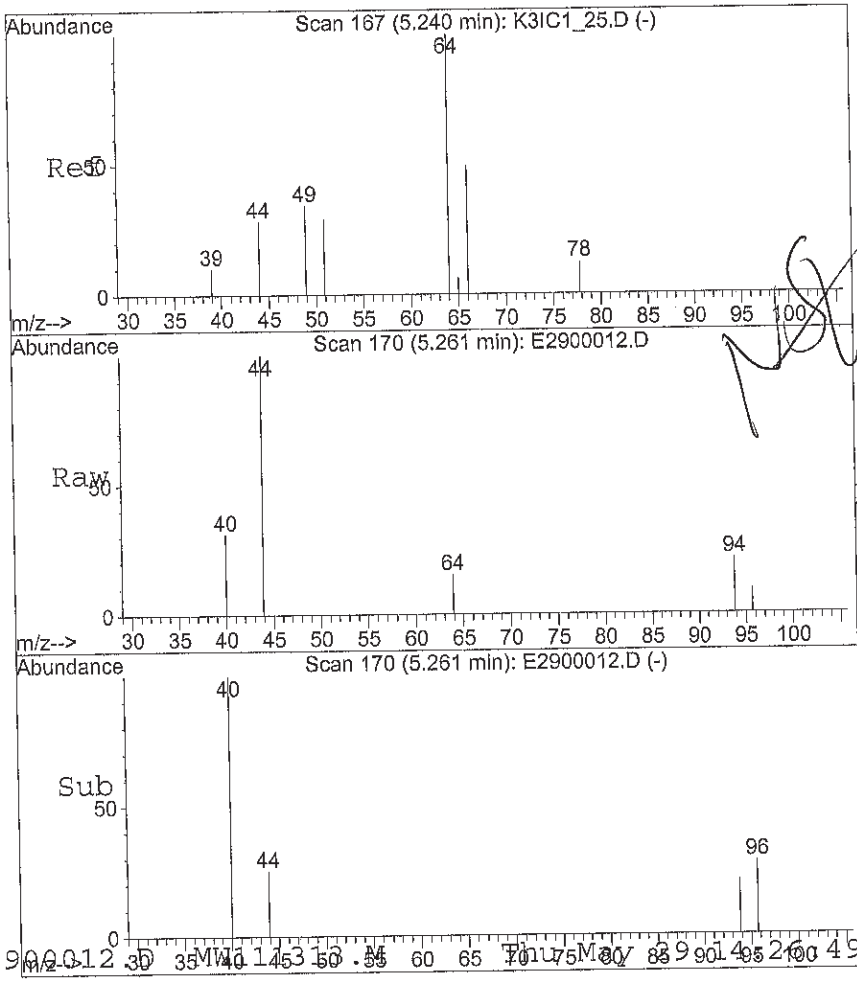

#7
Chloroethane
Concen: 1.51 ug/L
RT: 5.26 min Scan# 170
Delta R.T. 0.02 min
Lab File: E2900012.D
Acq: 29 May 2014 1:59 pm

Tgt Ion: 64 Resp: 1113

Ion	Ratio	Lower	Upper
64	100		
66	0.0	35.4	53.0#

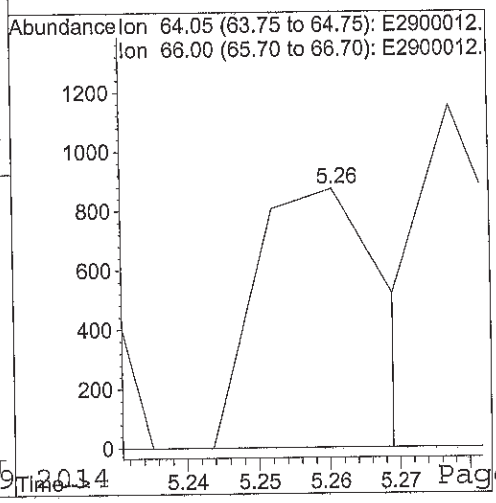

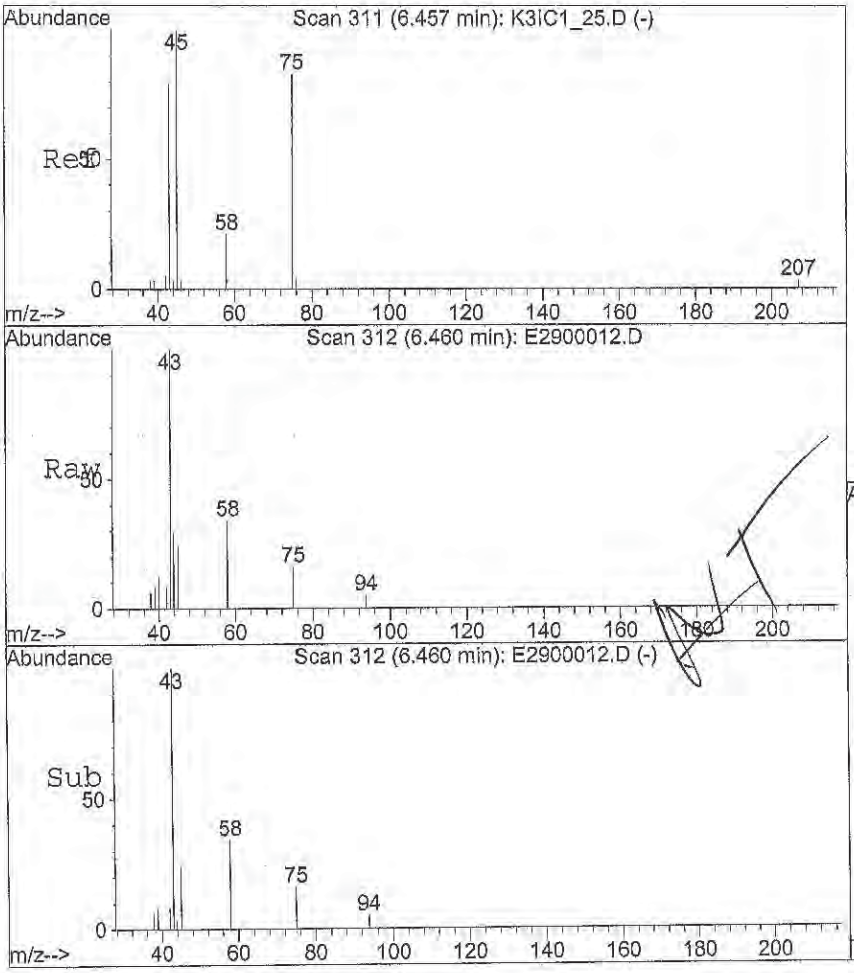

#11
Acetone
Concen: 11.99 ug/L
RT: 6.46 min Scan# 312
Delta R.T. 0.00 min
Lab File: E2900012.D
Acq: 29 May 2014 1:59 pm

Tgt Ion: 58 Resp: 10258

Ion	Ratio	Lower	Upper
58	100		
43	392.9	360.9	541.3

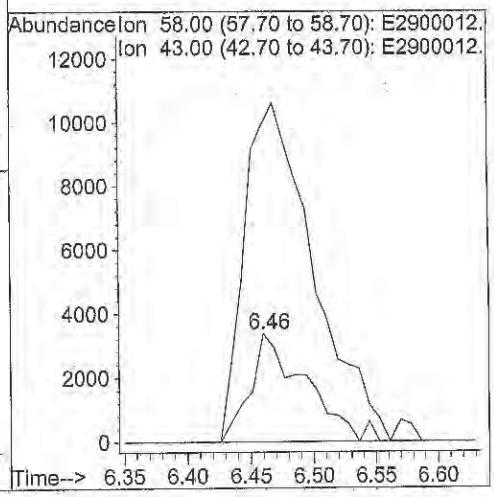

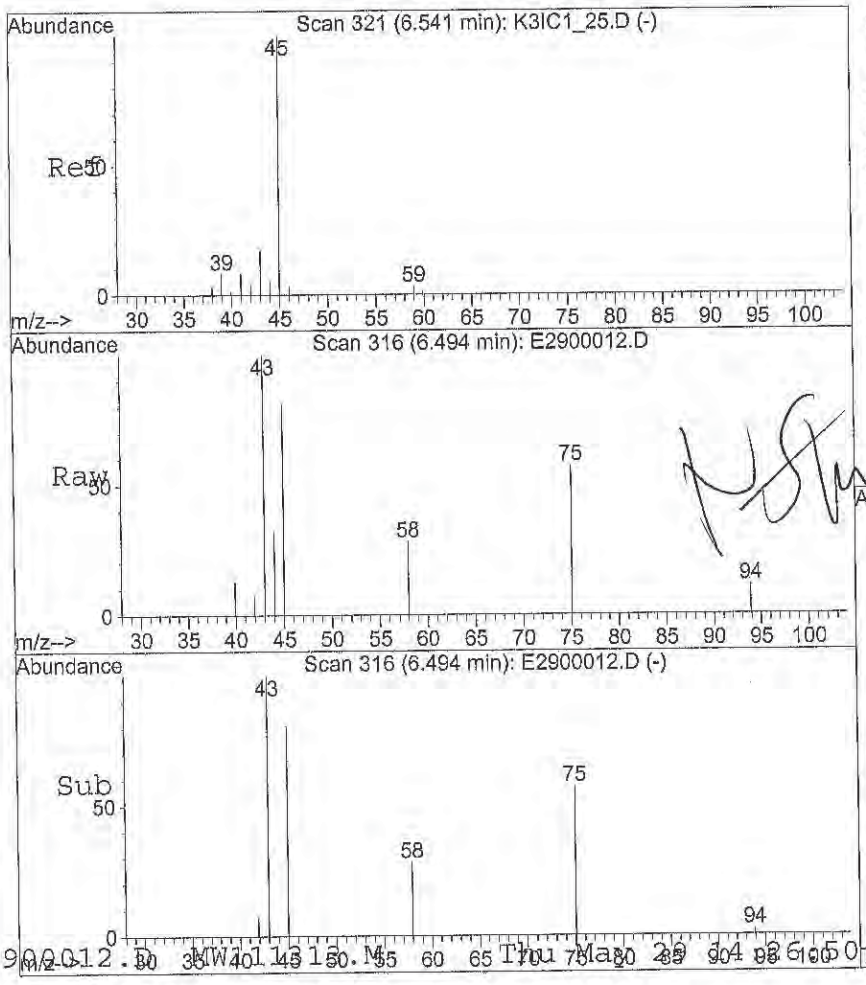

#12
(IPA) Leak Check Compound
Concen: 136.59 ug/L
RT: 6.49 min Scan# 316
Delta R.T. -0.05 min
Lab File: E2900012.D
Acq: 29 May 2014 1:59 pm

Tgt Ion: 45 Resp: 26815

Ion	Ratio	Lower	Upper
45	100		
39	0.0	4.9	7.3#

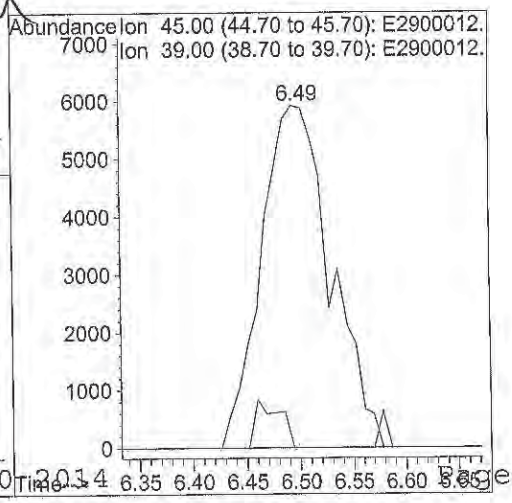

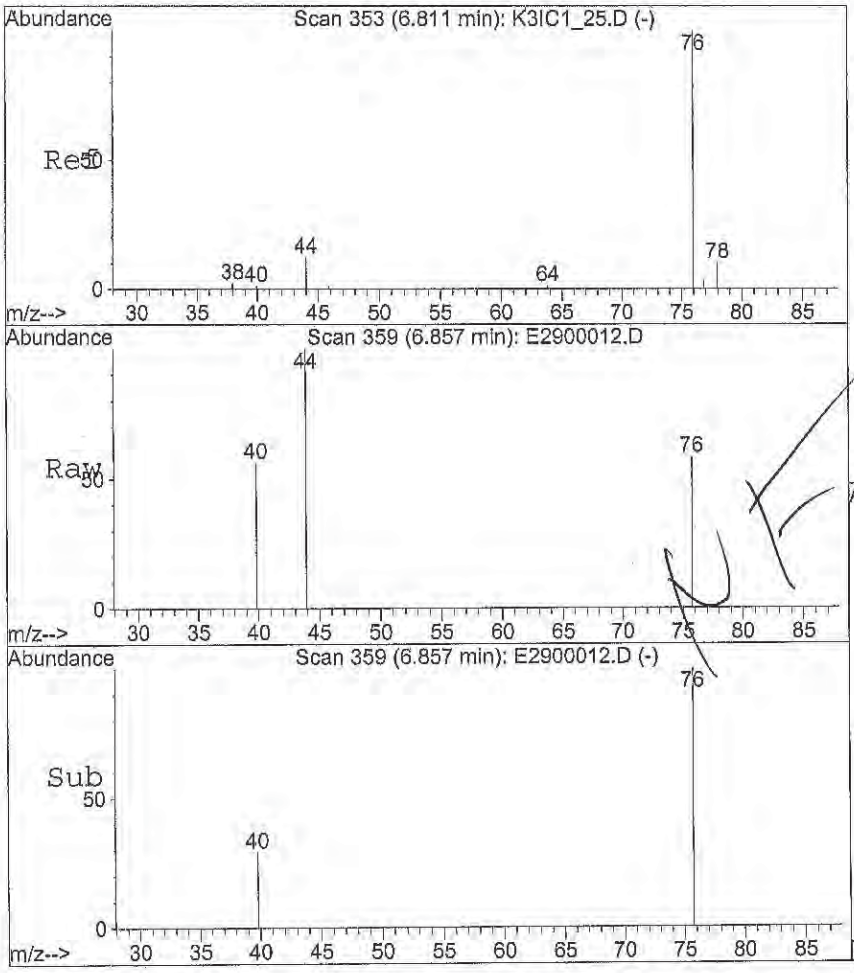

#13
Carbon disulfide
Concen: 0.16 ug/L
RT: 6.86 min Scan# 359
Delta R.T. 0.05 min
Lab File: E2900012.D
Acq: 29 May 2014 1:59 pm

Tgt Ion: 76 Resp: 2205

Ion	Ratio	Lower	Upper
76	100		
78	0.0	7.0	10.4#

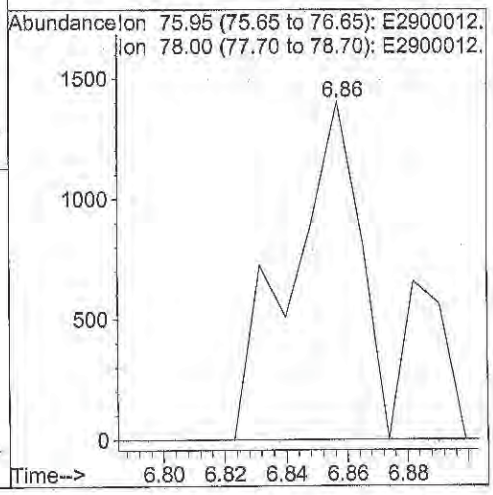

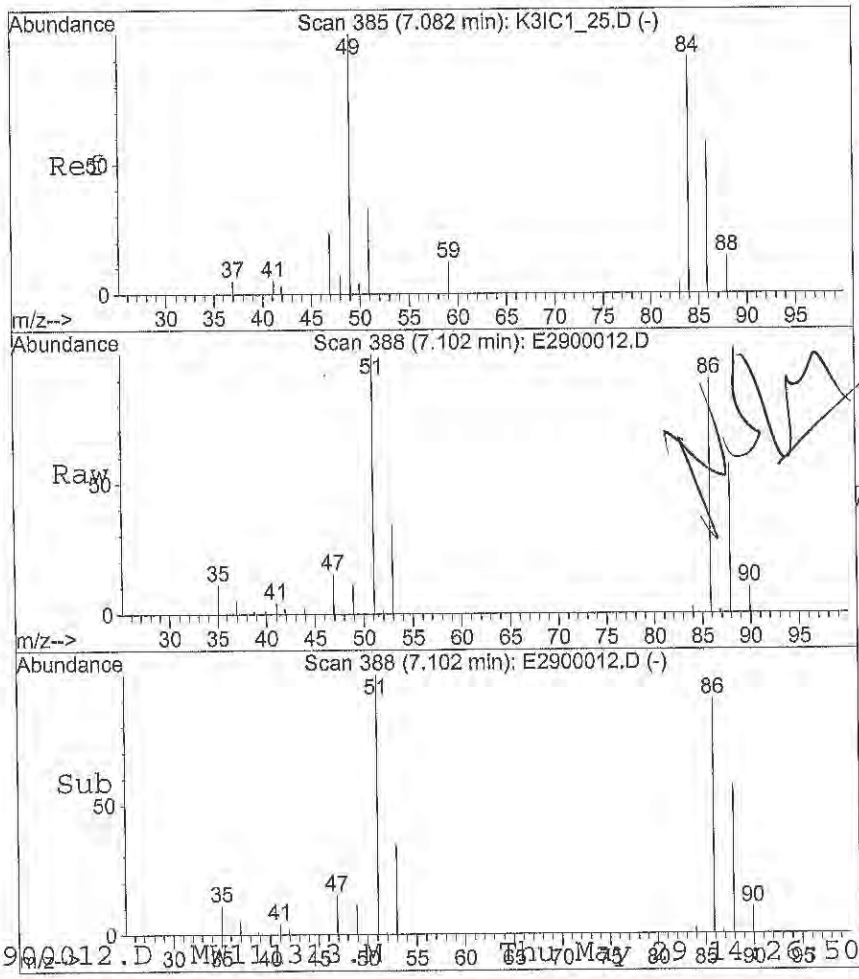

#14
Methylene Chloride
Concen: 1.40 ug/L
RT: 7.10 min Scan# 388
Delta R.T. 0.02 min
Lab File: E2900012.D
Acq: 29 May 2014 1:59 pm

Tgt Ion: 84 Resp: 6276

Ion	Ratio	Lower	Upper
84	100		
49	0.0	89.8	134.6#
86	0.0	51.1	76.7#
51	0.0	28.5	42.7#

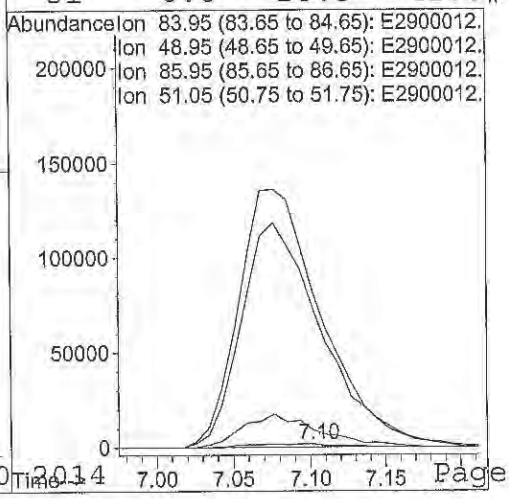

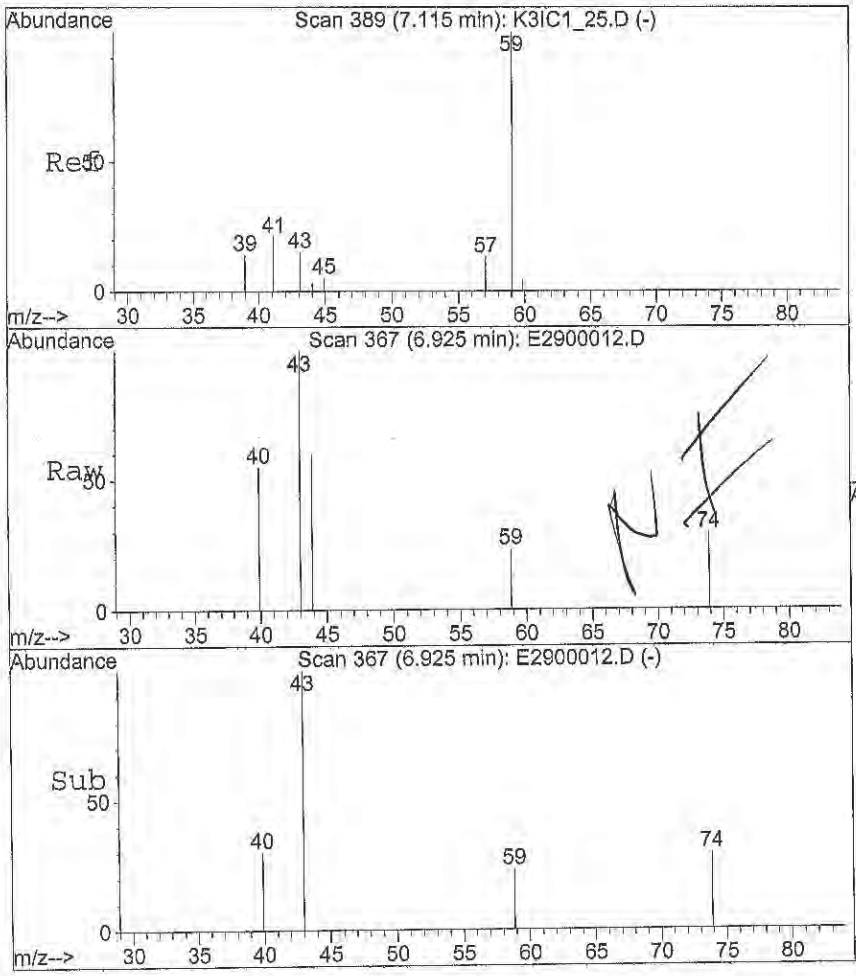

#15
(TBA) tert-Butanol
Concen: 1.16 ug/L
RT: 6.92 min Scan# 367
Delta R.T. -0.19 min
Lab File: E2900012.D
Acq: 29 May 2014 1:59 pm

Tgt Ion: 59 Resp: 322

Ion	Ratio	Lower	Upper
59	100		
57	0.0	6.4	9.6#

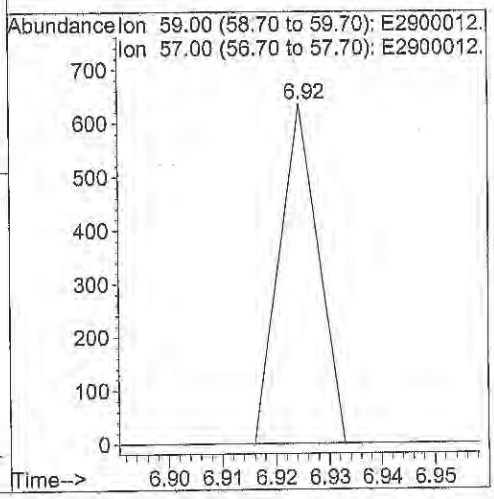

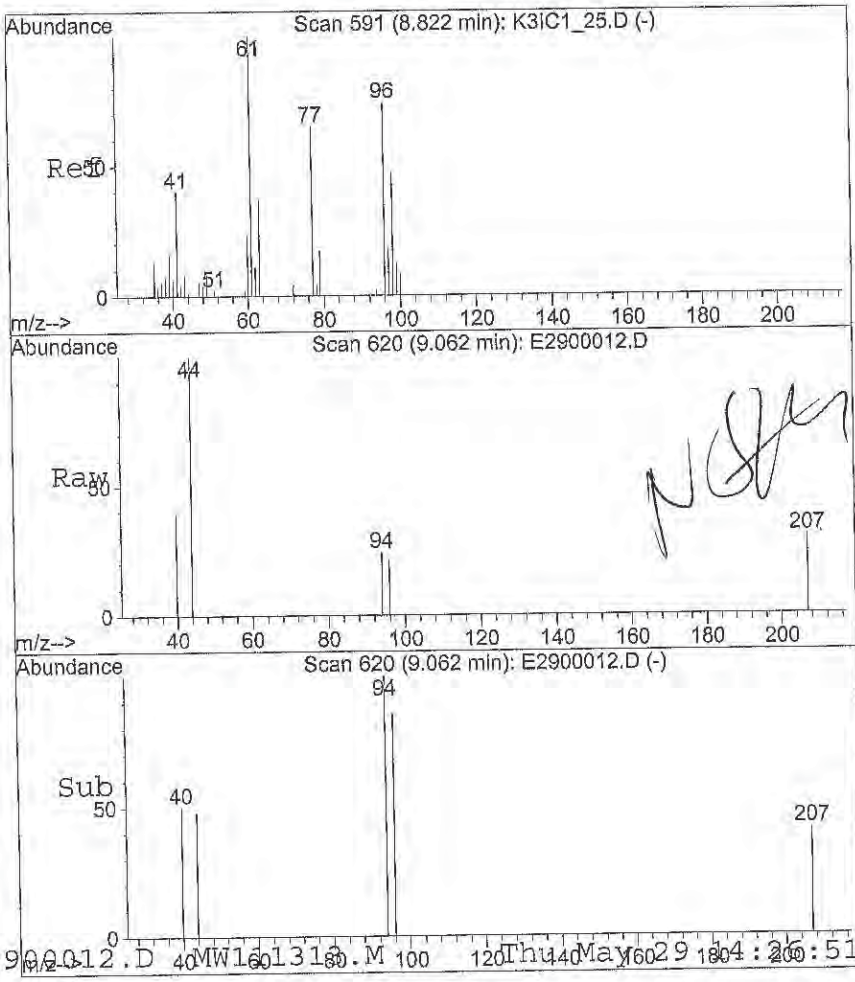

#19
cis-1,2-Dichloroethene
Concen: 0.06 ug/L
RT: 9.06 min Scan# 620
Delta R.T. 0.24 min
Lab File: E2900012.D
Acq: 29 May 2014 1:59 pm

Tgt Ion: 96 Resp: 305

Ion	Ratio	Lower	Upper
96	100		
61	0.0	110.3	165.5#
98	0.0	49.8	74.6#
63	0.0	36.7	55.1#

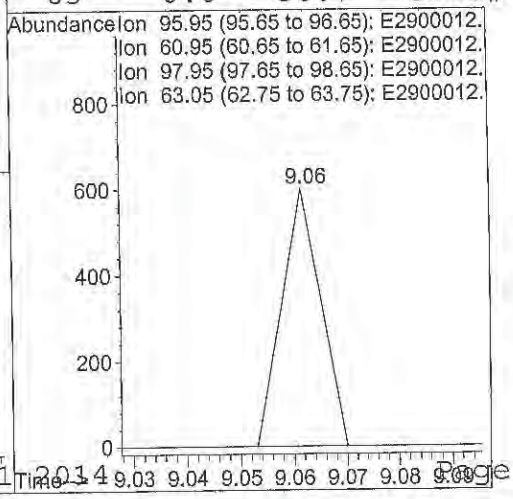

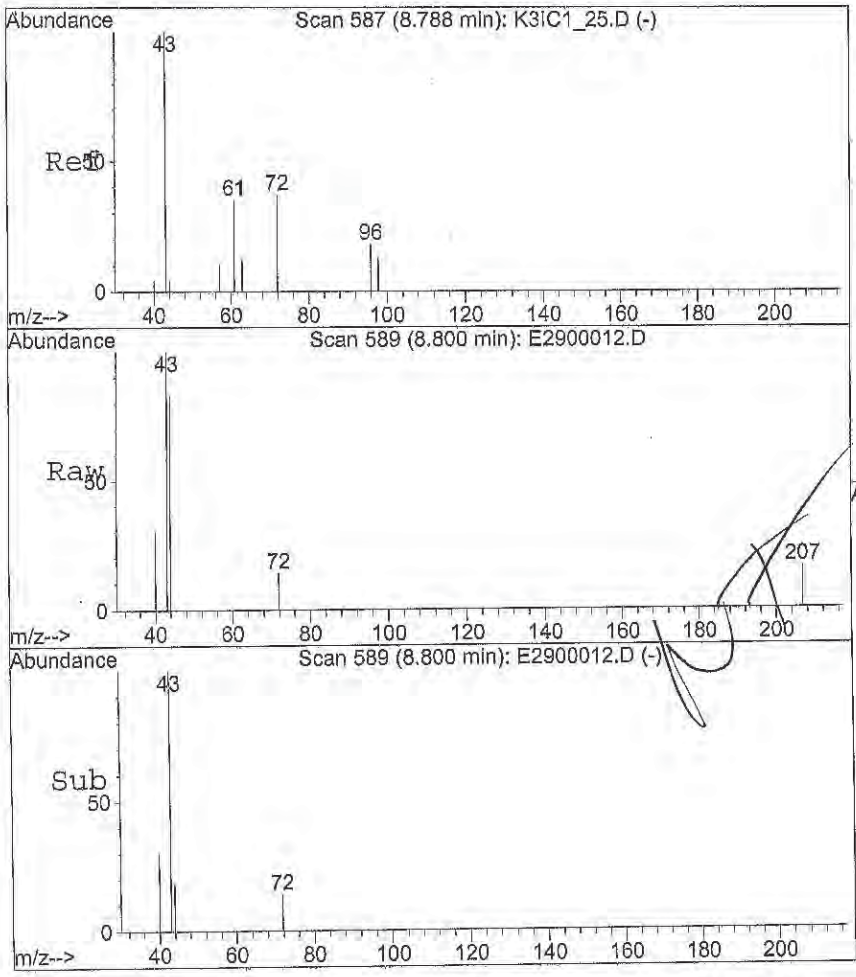

#21
(MEK) 2-Butanone
Concen: 0.56 ug/L
RT: 8.80 min Scan# 589
Delta R.T. 0.01 min
Lab File: E2900012.D
Acq: 29 May 2014 1:59 pm

Tgt Ion: 72 Resp: 258

Ion	Ratio	Lower	Upper
72	100		
57	0.0	17.5	26.3#
43	2762.8	314.2	471.2#

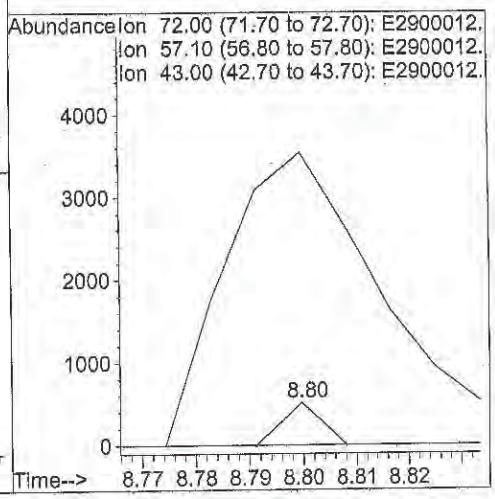

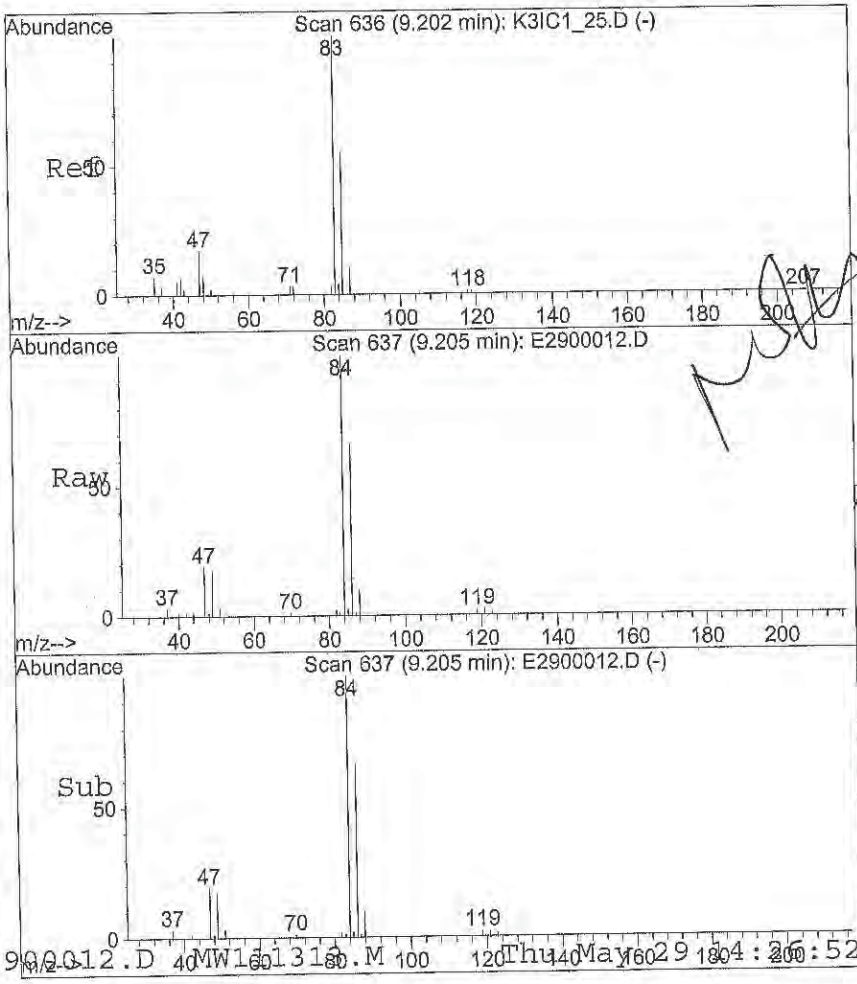

#24
Chloroform
Concen: 0.41 ug/L
RT: 9.21 min Scan# 637
Delta R.T. 0.00 min
Lab File: E2900012.D
Acq: 29 May 2014 1:59 pm

Tgt Ion: 83 Resp: 3518

Ion	Ratio	Lower	Upper
83	100		
85	139.9	51.8	77.6#

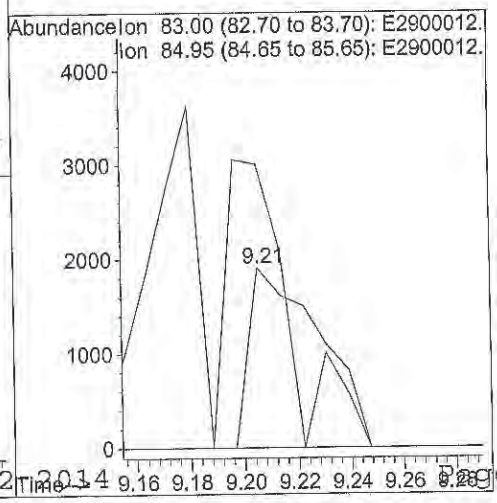

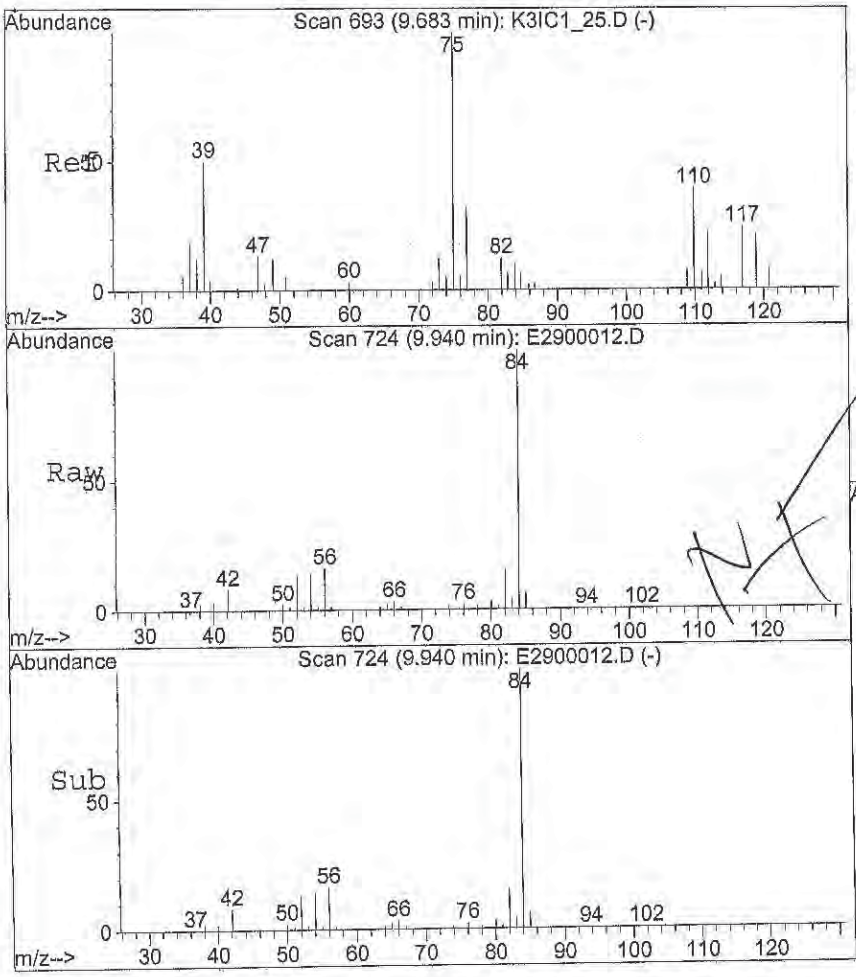

#29
1,1-Dichloropropene
Concen: 0.04 ug/L
RT: 9.94 min Scan# 724
Delta R.T. 0.26 min
Lab File: E2900012.D
Acq: 29 May 2014 1:59 pm

Tgt Ion: 75	Resp:	273	
Ion	Ratio	Lower	Upper
75	100		
110	0.0	29.0	43.6#
77	776.6	25.0	37.4#

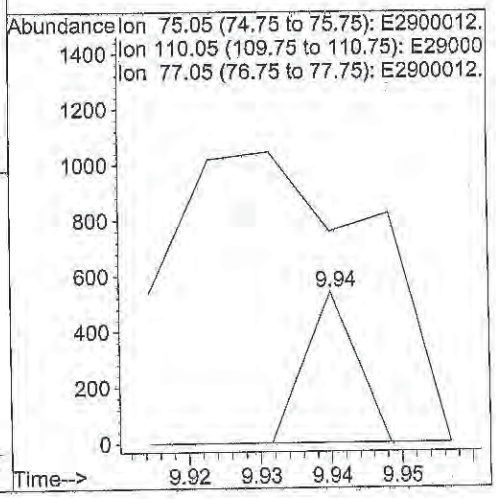

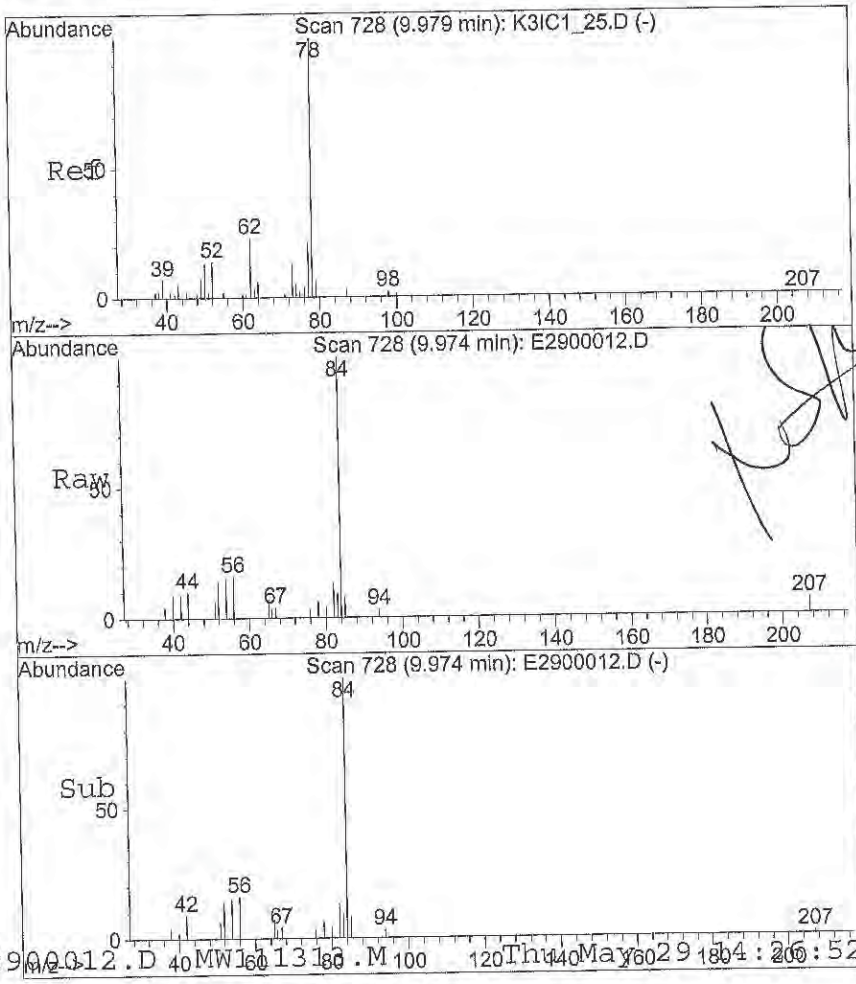

#31
Benzene
Concen: 0.09 ug/L
RT: 9.97 min Scan# 728
Delta R.T. -0.01 min
Lab File: E2900012.D
Acq: 29 May 2014 1:59 pm

Tgt Ion: 78	Resp:	1431	
Ion	Ratio	Lower	Upper
78	100		
51	0.0	14.2	21.2#
77	0.0	16.6	24.8#

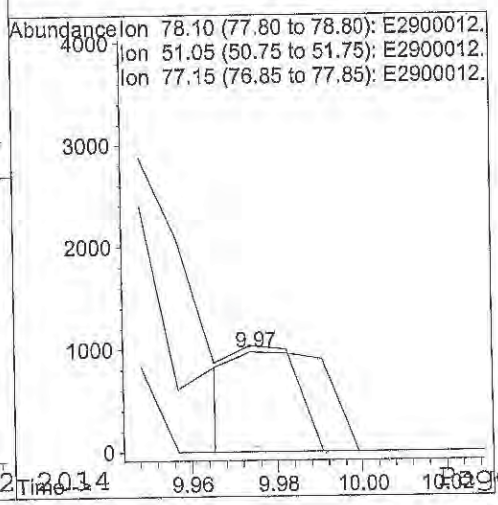

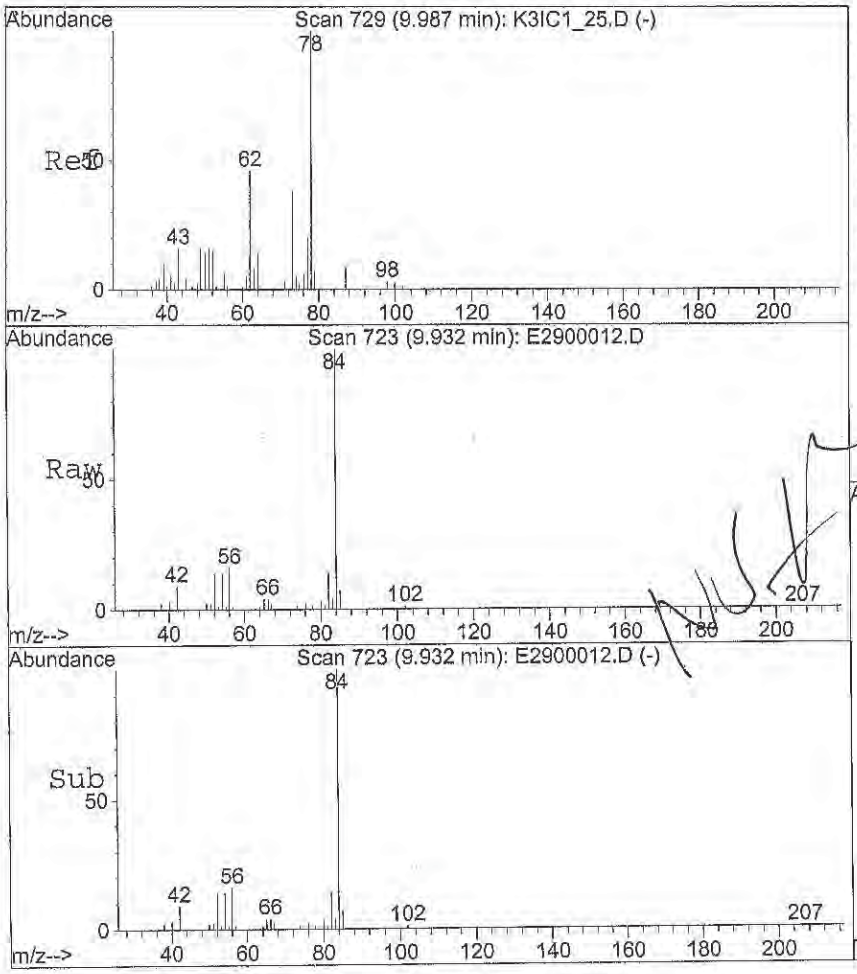

#32
1,2-Dichloroethane
Concen: 1.14 ug/L
RT: 9.93 min Scan# 723
Delta R.T. -0.06 min
Lab File: E2900012.D
Acq: 29 May 2014 1:59 pm

Tgt Ion: 62 Resp: 6207

Ion	Ratio	Lower	Upper
62	100		
64	191.4	28.0	42.0#
49	0.0	28.5	42.7#
98	0.0	6.2	9.4#

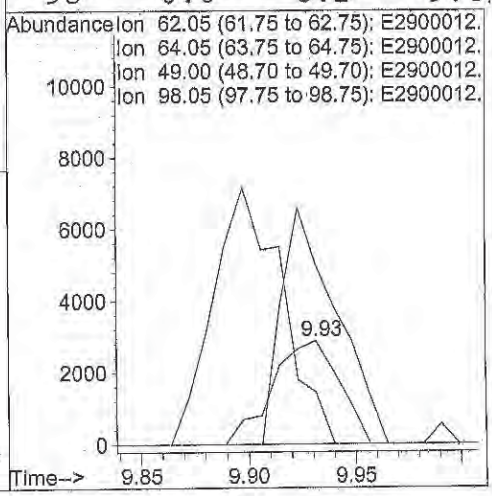

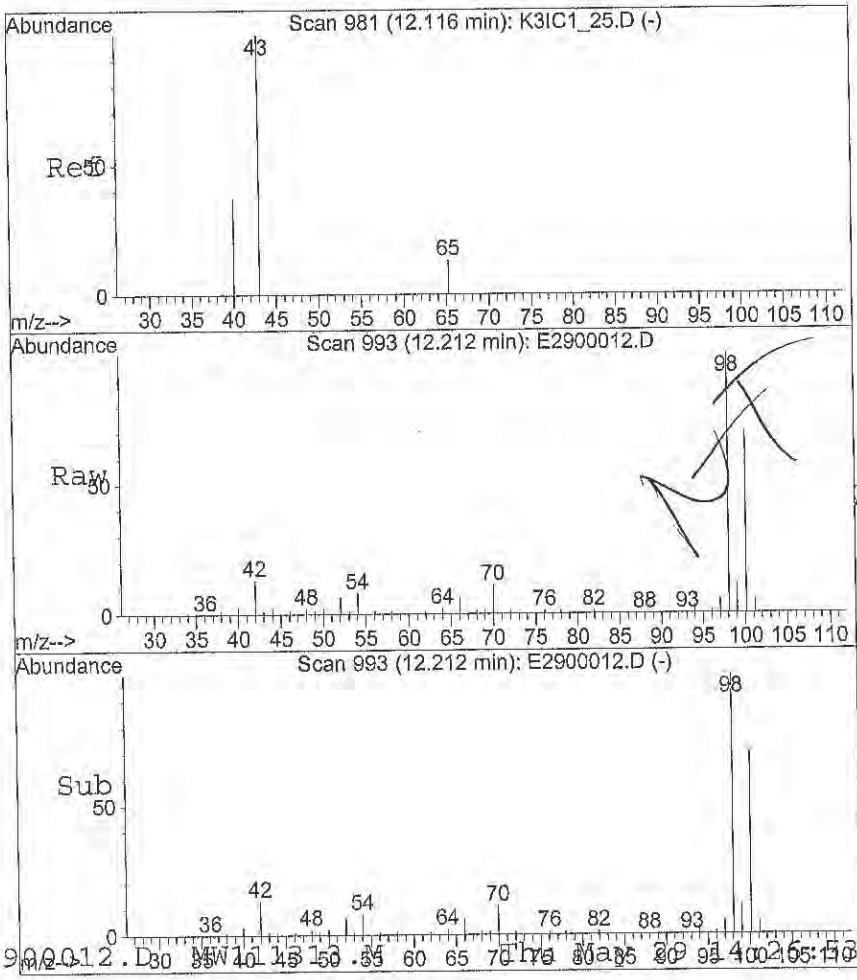

#40
(MIBK) 4-Methyl-2-Pentanone
Concen: 2.69 ug/L
RT: 12.21 min Scan# 993
Delta R.T. 0.10 min
Lab File: E2900012.D
Acq: 29 May 2014 1:59 pm

Tgt Ion: 43 Resp: 7126

Ion	Ratio	Lower	Upper
43	100		
58	140.7	0.0	0.0#
85	0.0	0.0	0.0
100	13750.7	0.0	0.0#

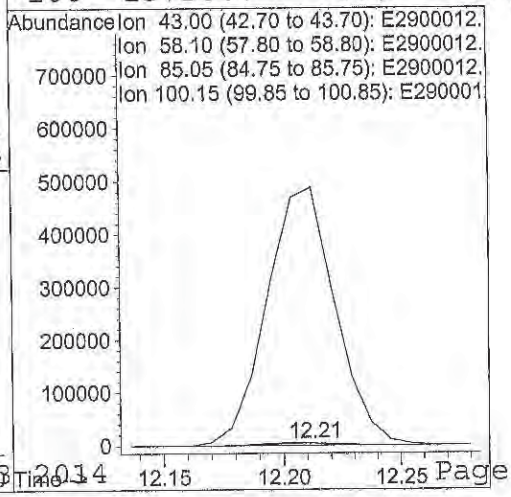

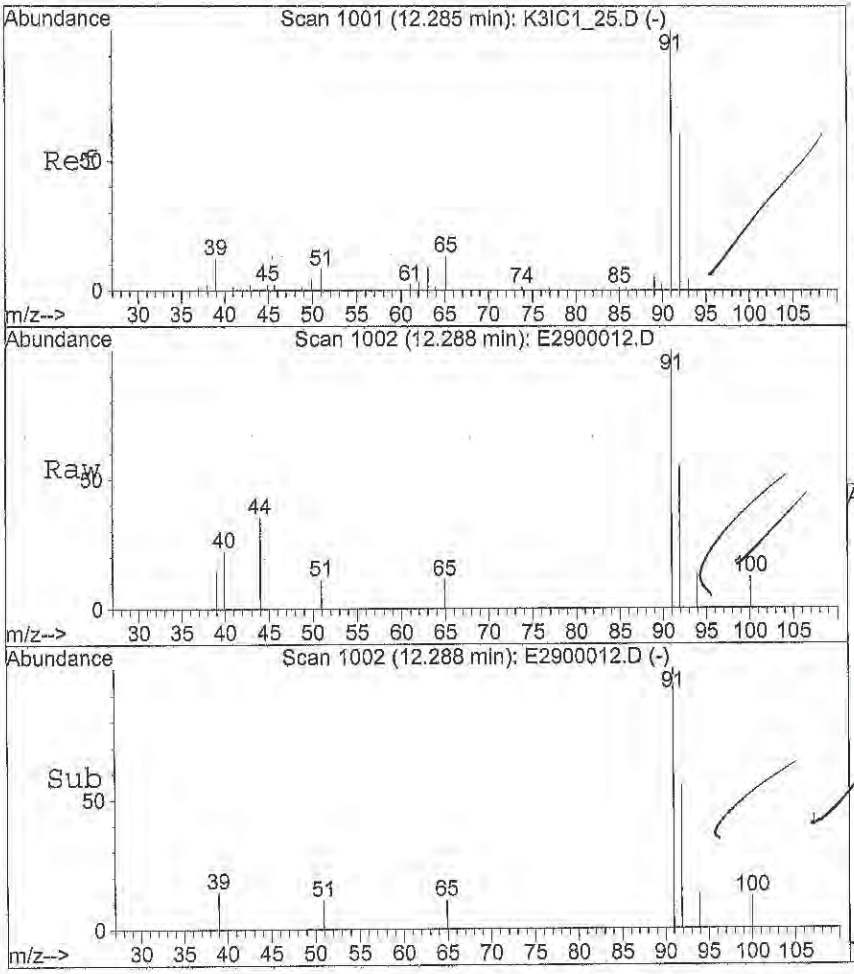

#41
Toluene
Concen: 0.56 ug/L
RT: 12.29 min Scan# 1002
Delta R.T. 0.00 min
Lab File: E2900012.D
Acq: 29 May 2014 1:59 pm

Tgt Ion: 91 Resp: 10065

Ion	Ratio	Lower	Upper
91	100		
92	58.4	47.4	71.0

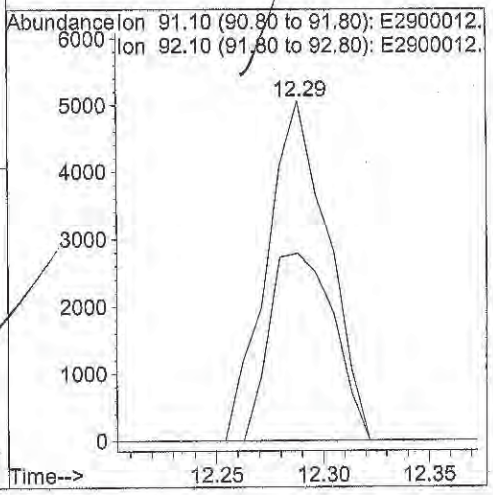

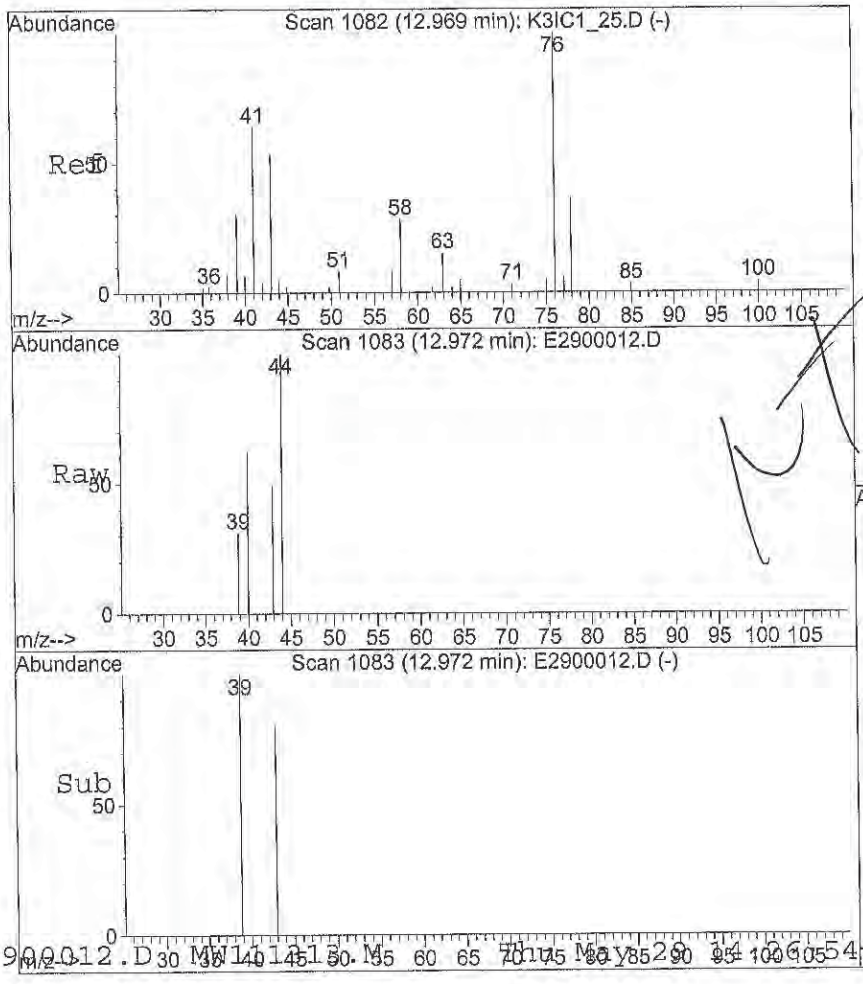

#46
2-Hexanone
Concen: 0.43 ug/L
RT: 12.97 min Scan# 1083
Delta R.T. 0.00 min
Lab File: E2900012.D
Acq: 29 May 2014 1:59 pm

Tgt Ion: 43 Resp: 1248

Ion	Ratio	Lower	Upper
43	100		
58	0.0	40.9	61.3#
100	0.0	5.5	8.3#
85	0.0	4.3	6.5#

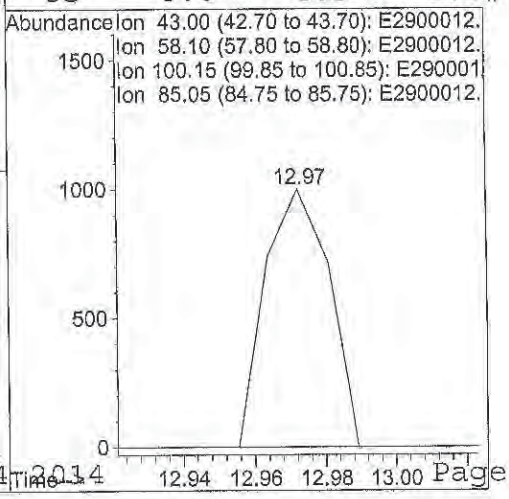

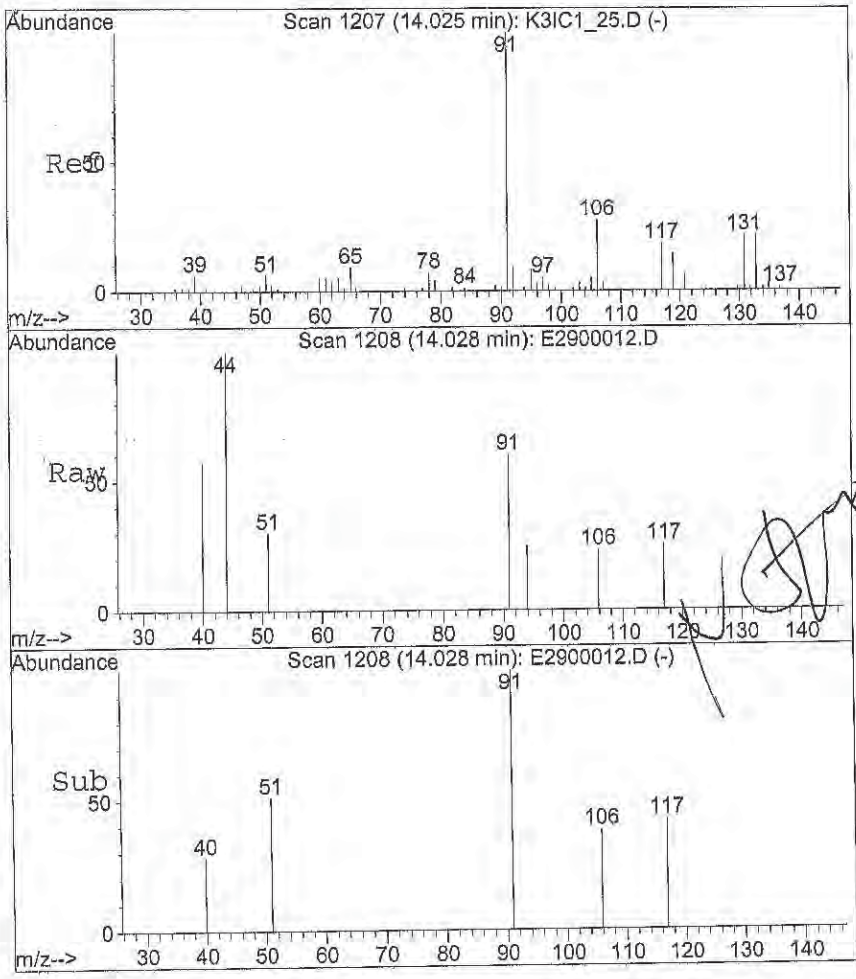

#51
Ethylbenzene
Concen: 0.13 ug/L
RT: 14.03 min Scan# 1208
Delta R.T. 0.00 min
Lab File: E2900012.D
Acq: 29 May 2014 1:59 pm

Tgt Ion: 91 Resp: 2711

Ion	Ratio	Lower	Upper
91	100		
106	0.0	23.5	35.3#

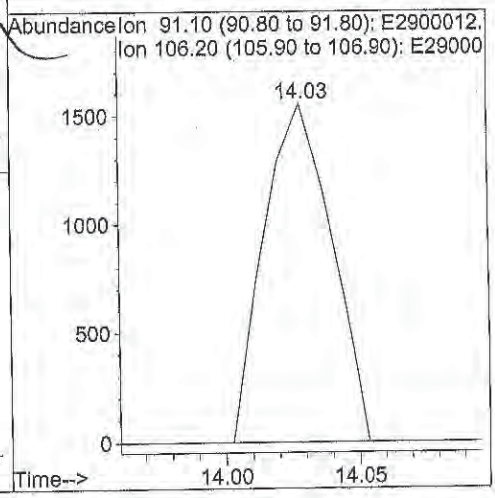

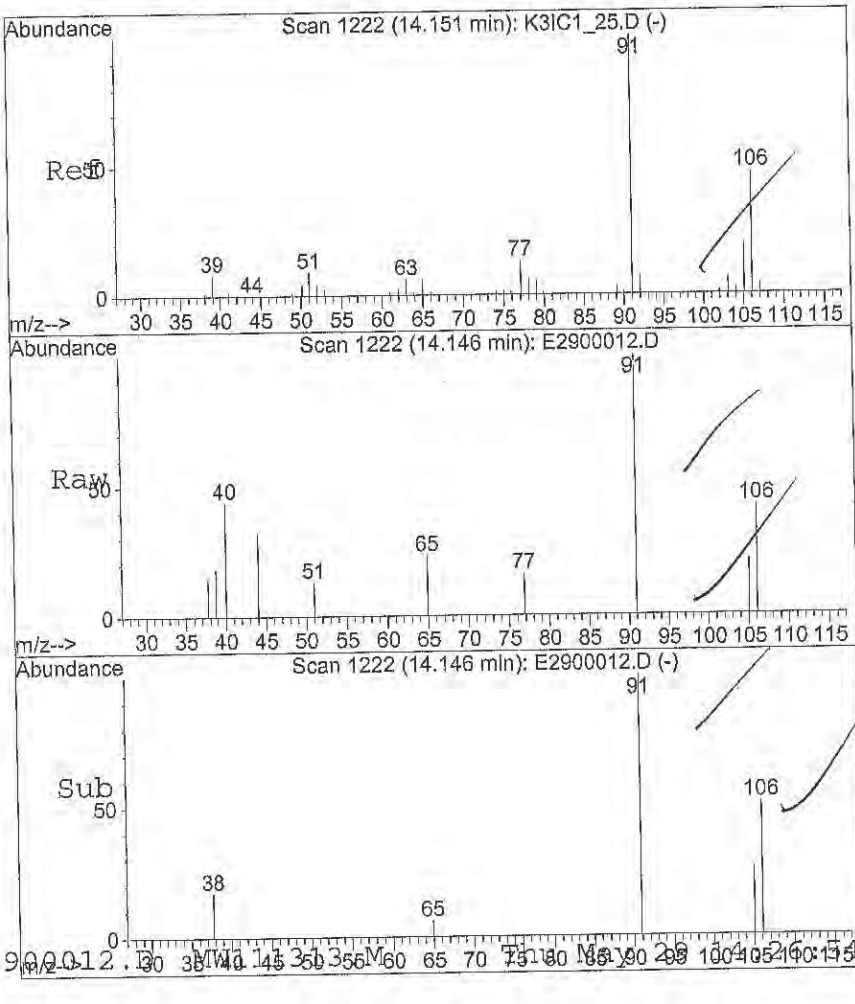

#52
m,p-Xylenes
Concen: 0.34 ug/L
RT: 14.15 min Scan# 1222
Delta R.T. -0.01 min
Lab File: E2900012.D
Acq: 29 May 2014 1:59 pm

Tgt Ion:106 Resp: 2519

Ion	Ratio	Lower	Upper
106	100		
91	272.5	177.1	265.7#

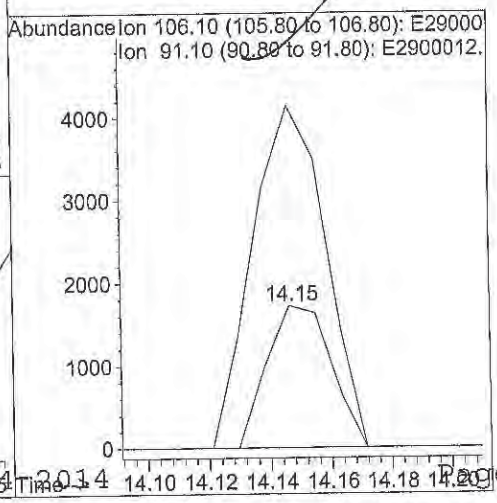

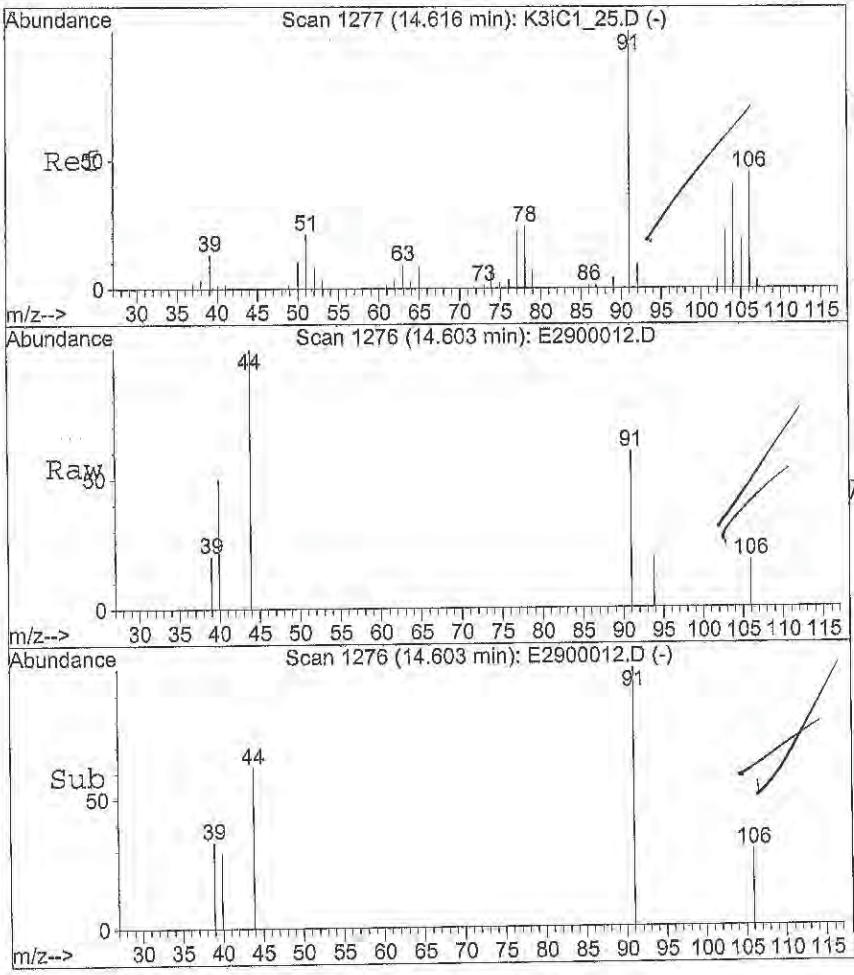

#53
o-Xylene
Concen: 0.04 ug/L
RT: 14.60 min Scan# 1276
Delta R.T. -0.01 min
Lab File: E2900012.D
Acq: 29 May 2014 1:59 pm

Tgt Ion:106 Resp: 254

Ion	Ratio	Lower	Upper
106	100		
91	0.0	179.0	268.6#

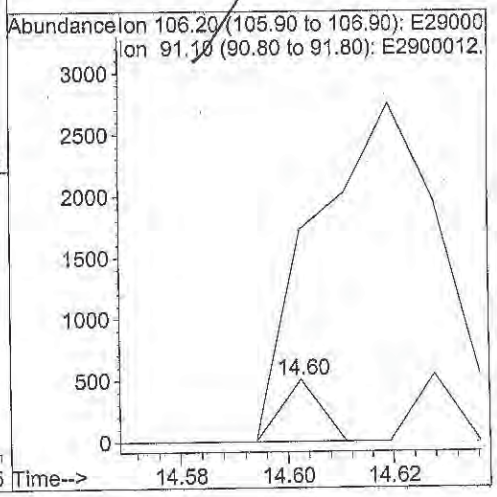

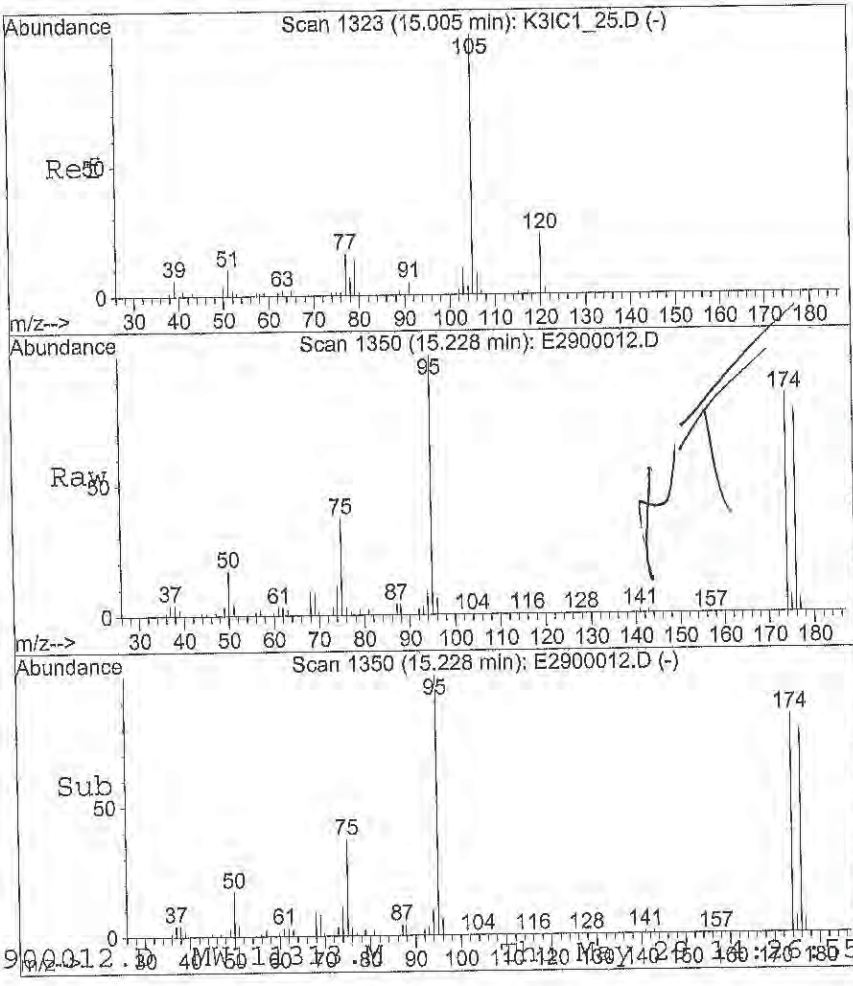

#56
Isopropylbenzene
Concen: 0.12 ug/L
RT: 15.23 min Scan# 1350
Delta R.T. 0.22 min
Lab File: E2900012.D
Acq: 29 May 2014 1:59 pm

Tgt Ion:105 Resp: 2409

Ion	Ratio	Lower	Upper
105	100		
120	0.0	19.3	28.9#
77	161.6	13.1	19.7#

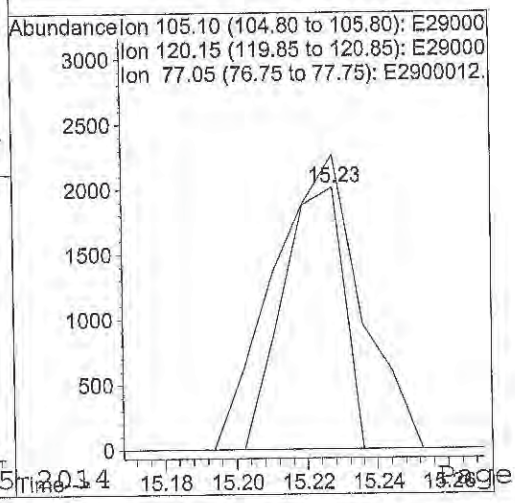

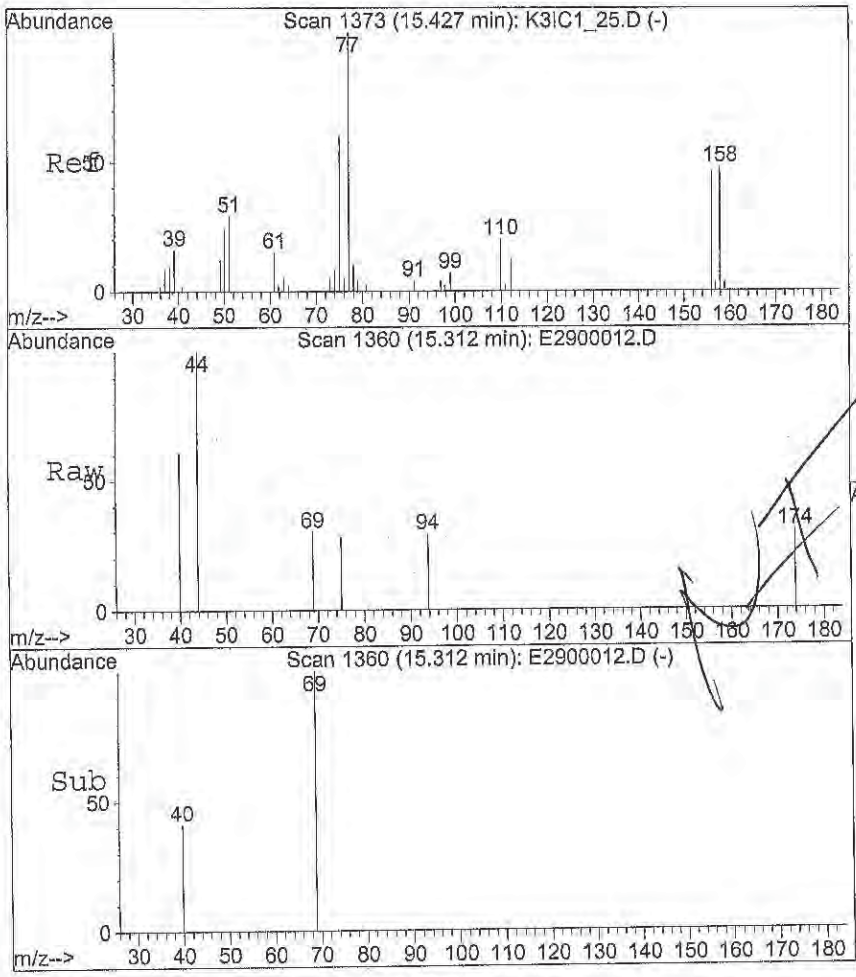

#57
1,2,3-Trichloropropane
Concen: 0.06 ug/L
RT: 15.31 min Scan# 1360
Delta R.T. -0.11 min
Lab File: E2900012.D
Acq: 29 May 2014 1:59 pm

Tgt Ion: 75 Resp: 316

Ion	Ratio	Lower	Upper
75	100		
77	0.0	31.2	46.8#

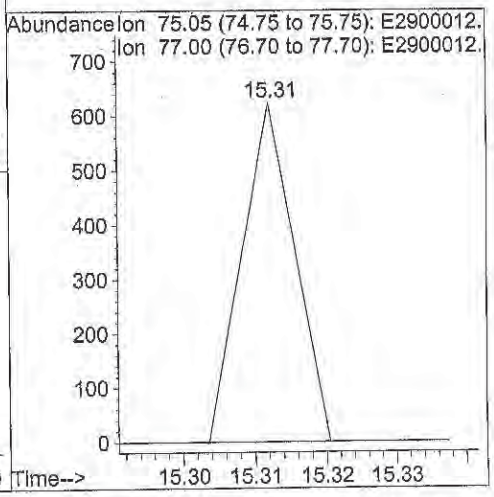

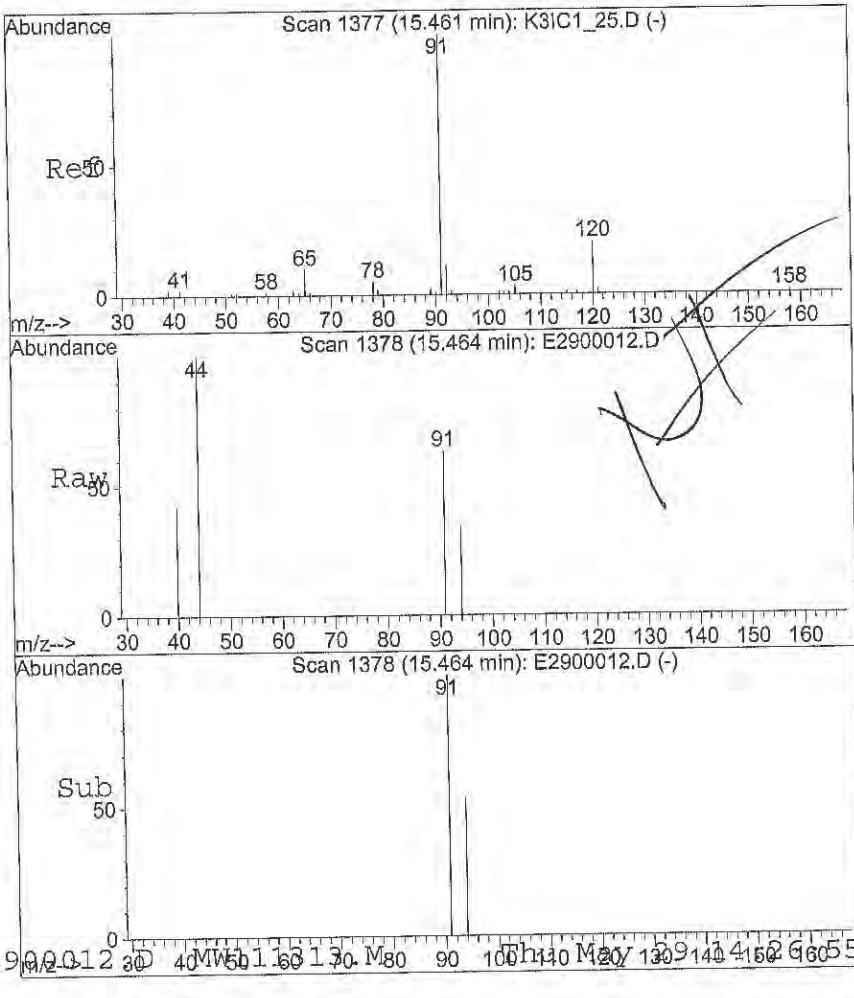

#62
n-Propylbenzene
Concen: 0.07 ug/L
RT: 15.46 min Scan# 1378
Delta R.T. 0.00 min
Lab File: E2900012.D
Acq: 29 May 2014 1:59 pm

Tgt Ion: 91 Resp: 1972

Ion	Ratio	Lower	Upper
91	100		
120	0.0	16.1	24.1#

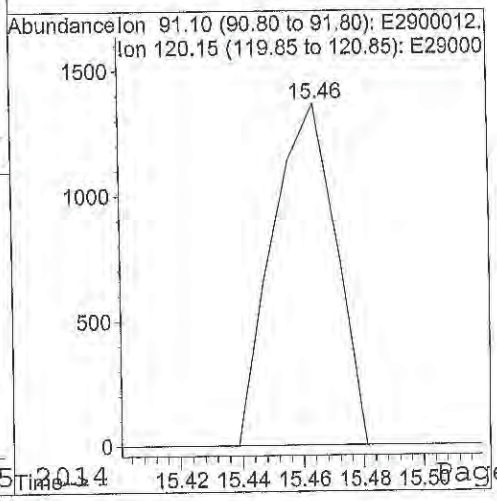

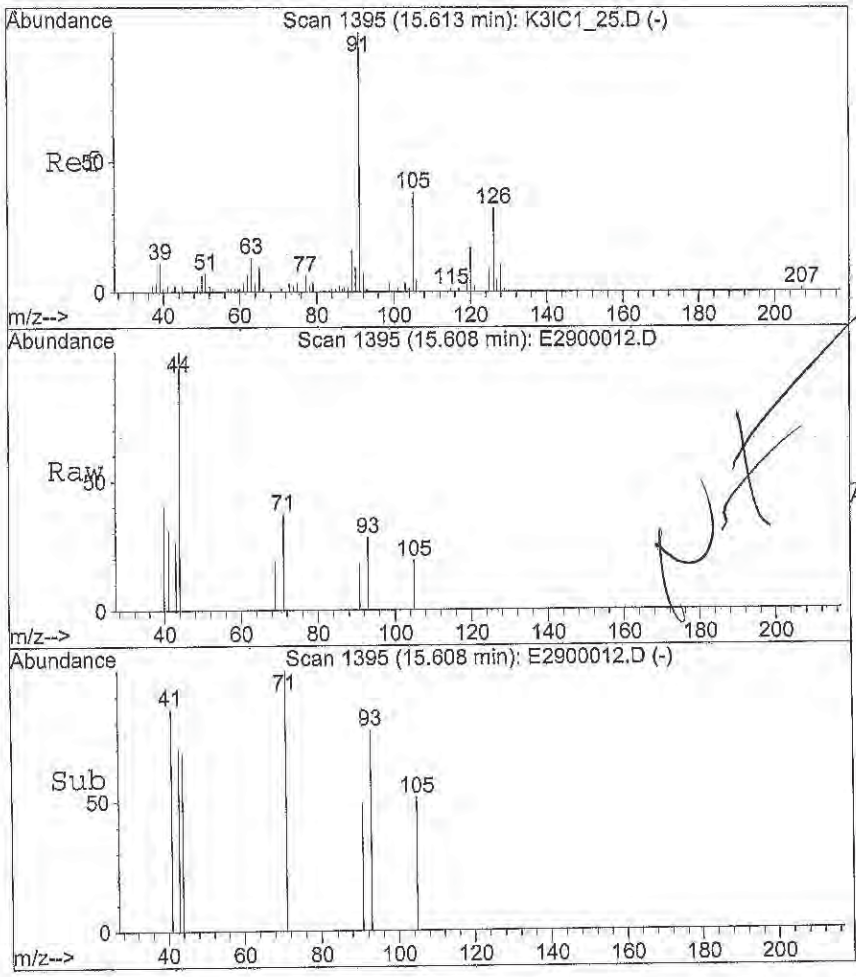

#63
2-Chlorotoluene
Concen: 0.02 ug/L
RT: 15.61 min Scan# 1395
Delta R.T. -0.01 min
Lab File: E2900012.D
Acq: 29 May 2014 1:59 pm

Tgt Ion: 91 Resp: 269

Ion	Ratio	Lower	Upper
91	100		
126	0.0	24.0	36.0#

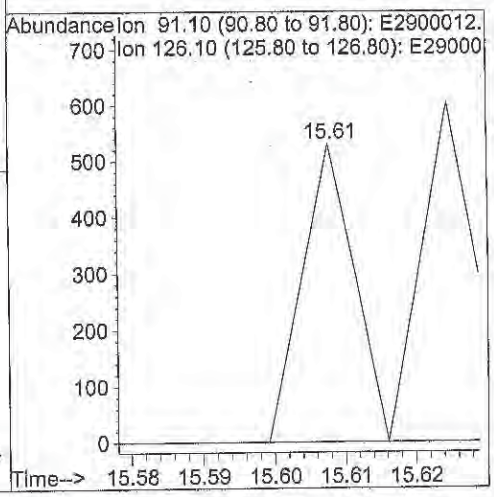

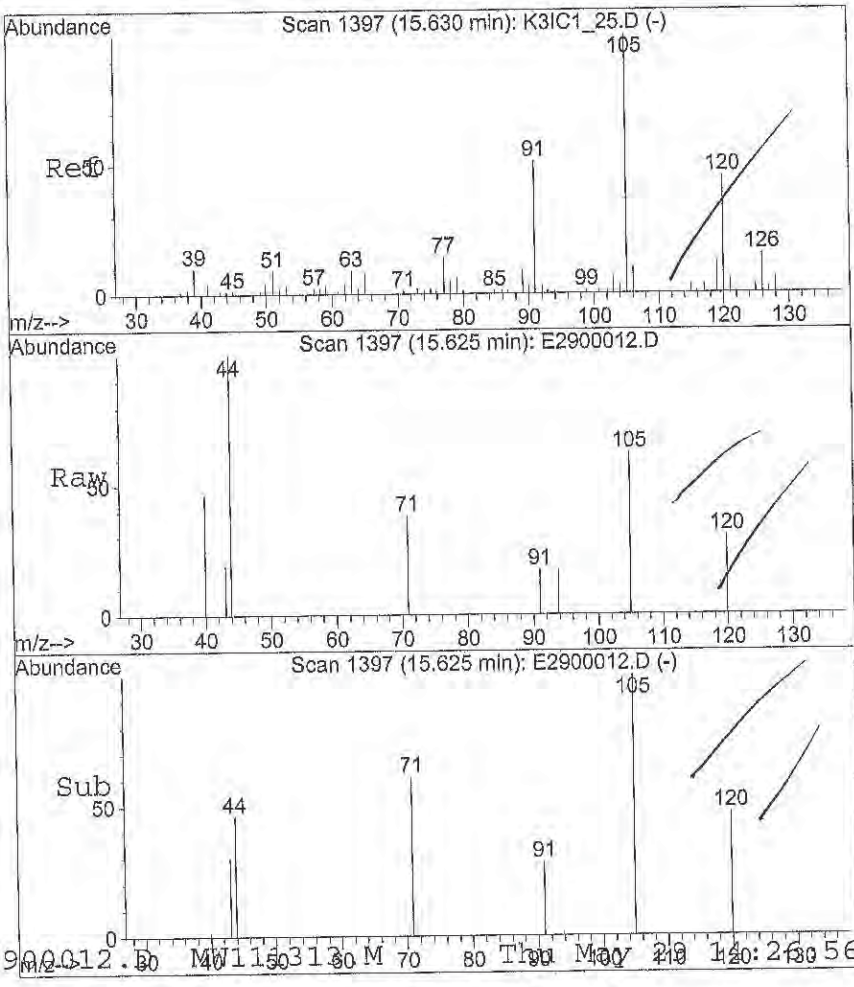

#64
1,3,5-Trimethylbenzene
Concen: 0.19 ug/L
RT: 15.62 min Scan# 1397
Delta R.T. -0.01 min
Lab File: E2900012.D
Acq: 29 May 2014 1:59 pm

Tgt Ion:105 Resp: 3333

Ion	Ratio	Lower	Upper
105	100		
120	26.3	36.4	54.6#

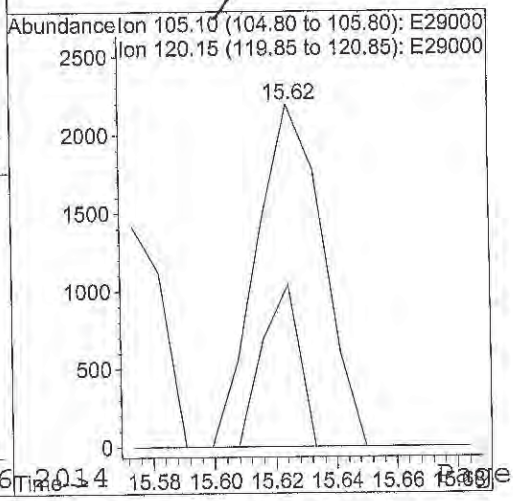

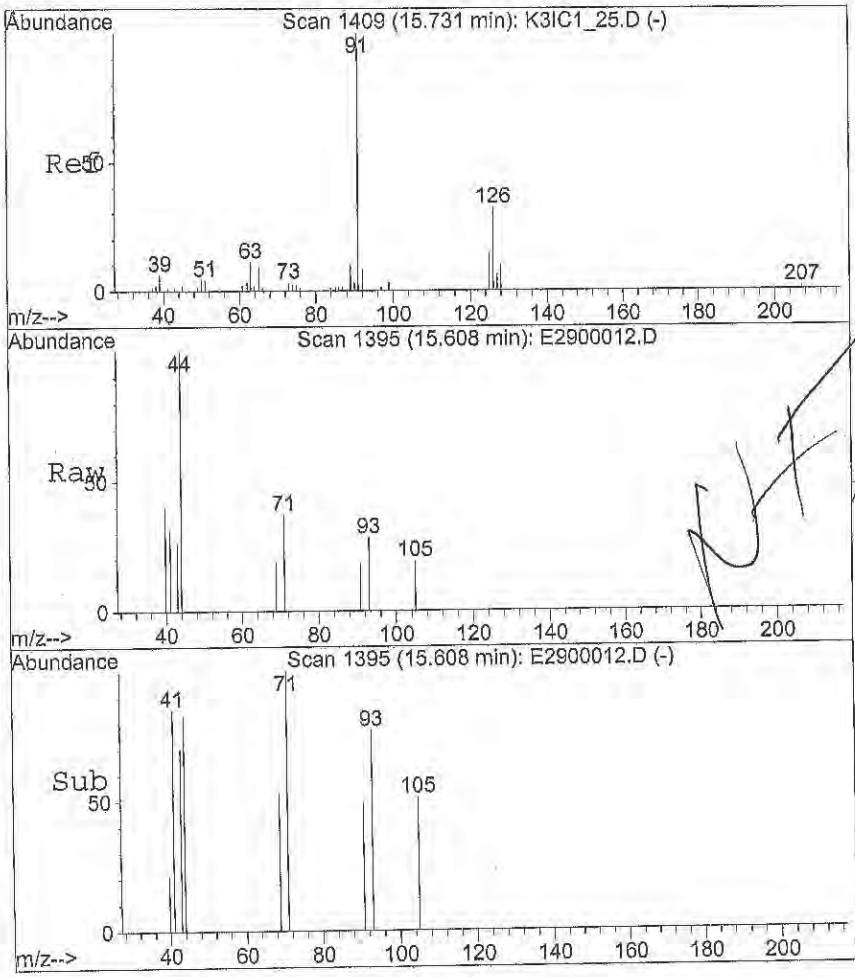

#65
4-Chlorotoluene
Concen: 0.02 ug/L
RT: 15.61 min Scan# 1395
Delta R.T. -0.12 min
Lab File: E2900012.D
Acq: 29 May 2014 1:59 pm

Tgt Ion: 91 Resp: 269

Ion	Ratio	Lower	Upper
91	100		
126	0.0	24.6	36.8#

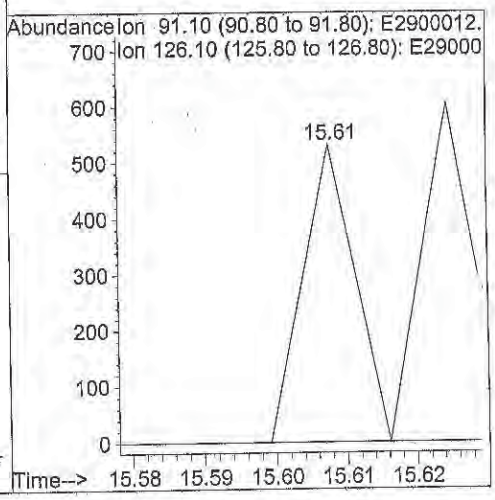

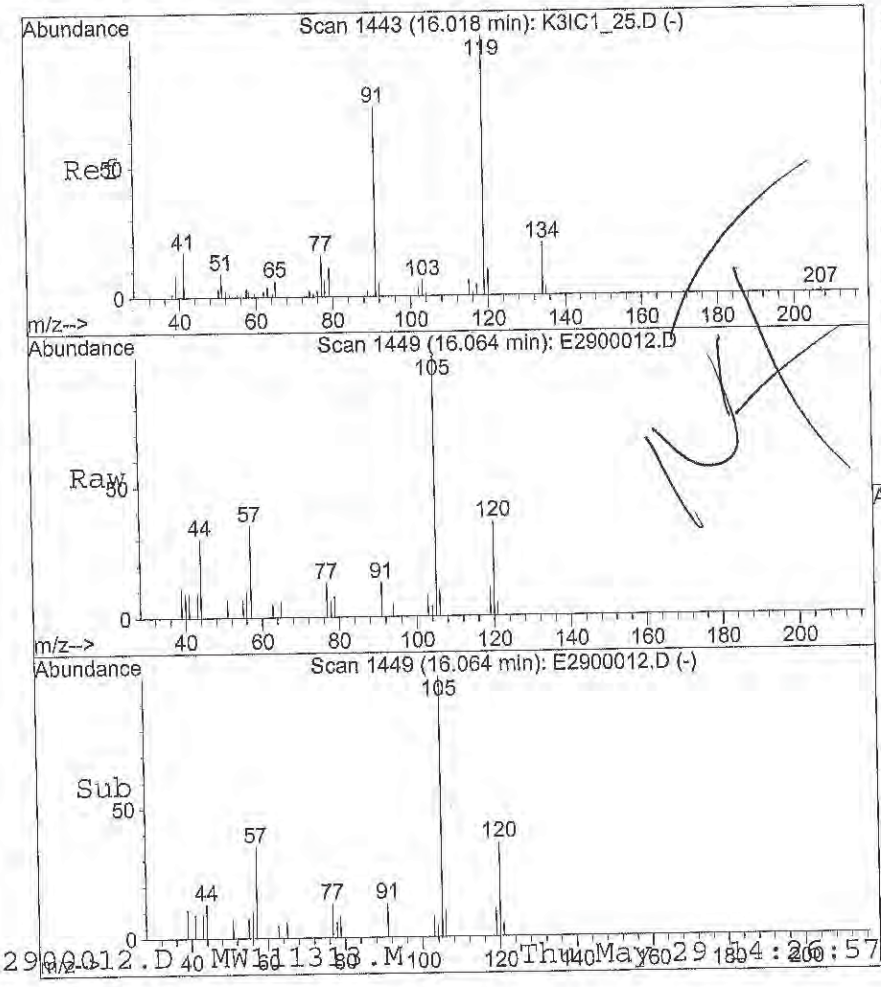

#66
tert-Butylbenzene
Concen: 0.12 ug/L
RT: 16.06 min Scan# 1449
Delta R.T. 0.05 min
Lab File: E2900012.D
Acq: 29 May 2014 1:59 pm

Tgt Ion:119 Resp: 1776

Ion	Ratio	Lower	Upper
119	100		
91	135.0	56.3	84.5#
134	0.0	16.1	24.1#

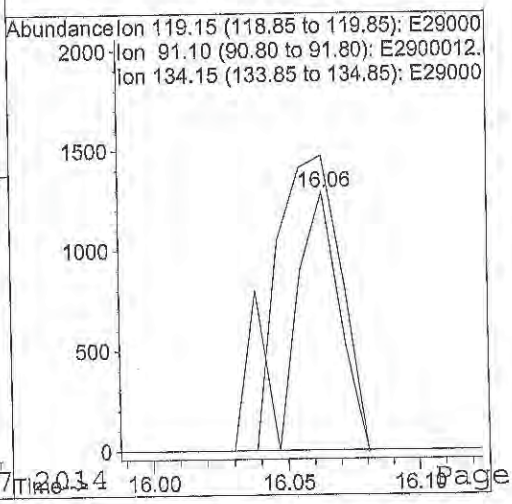

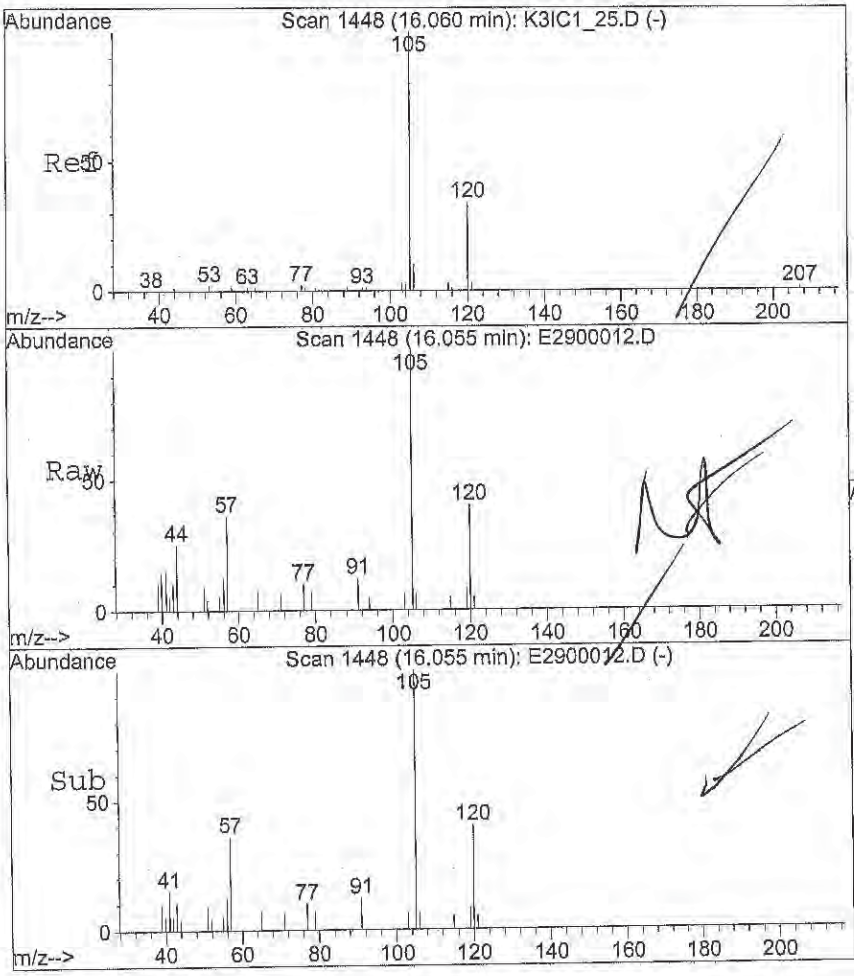

#67
1,2,4-Trimethylbenzene
Concen: 1.13 ug/L
RT: 16.06 min Scan# 1448
Delta R.T. -0.01 min
Lab File: E2900012.D
Acq: 29 May 2014 1:59 pm

Tgt Ion:105 Resp: 20952

Ion	Ratio	Lower	Upper
105	100		
120	37.1	33.8	50.8

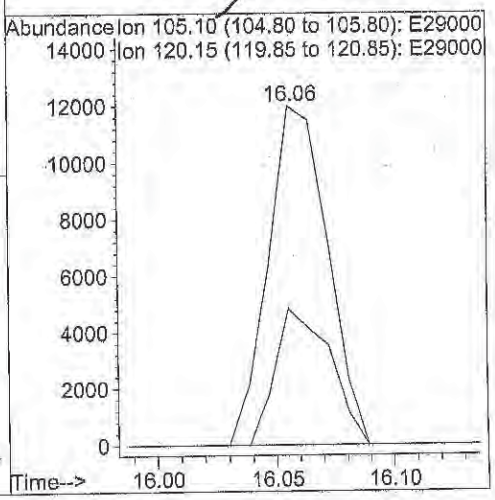

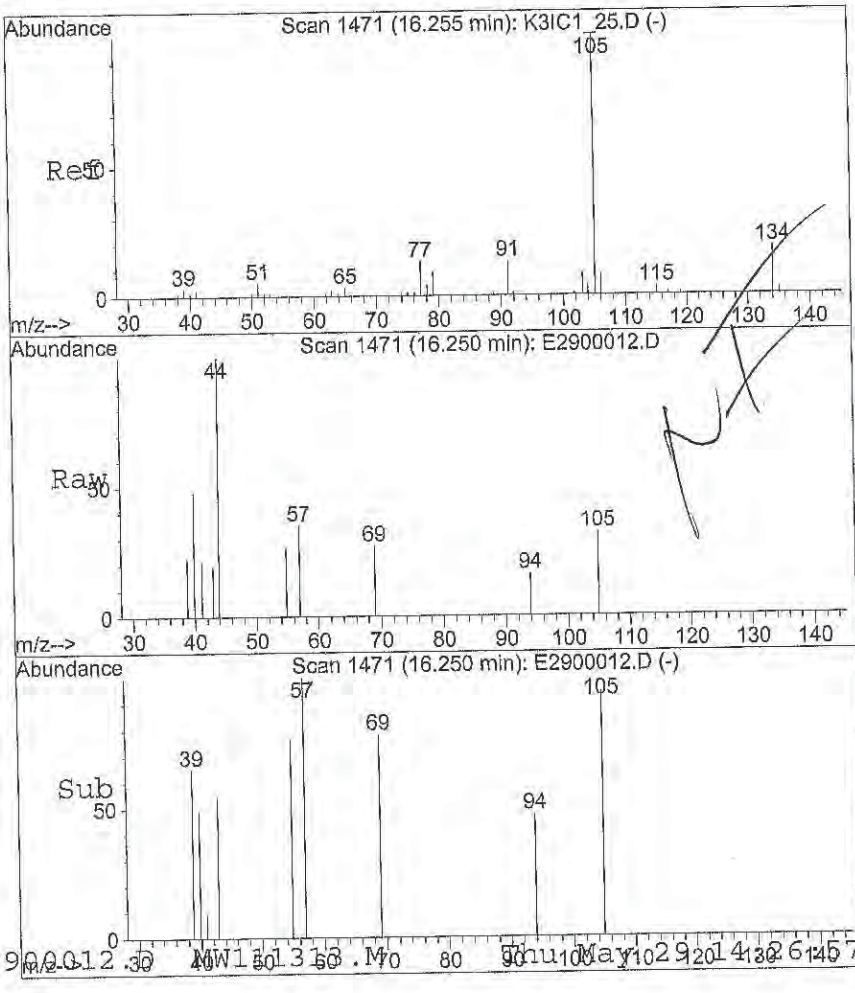

#68
sec-Butylbenzene
Concen: 0.05 ug/L
RT: 16.25 min Scan# 1471
Delta R.T. -0.01 min
Lab File: E2900012.D
Acq: 29 May 2014 1:59 pm

Tgt Ion:105 Resp: 1225

Ion	Ratio	Lower	Upper
105	100		
134	0.0	13.0	19.6#

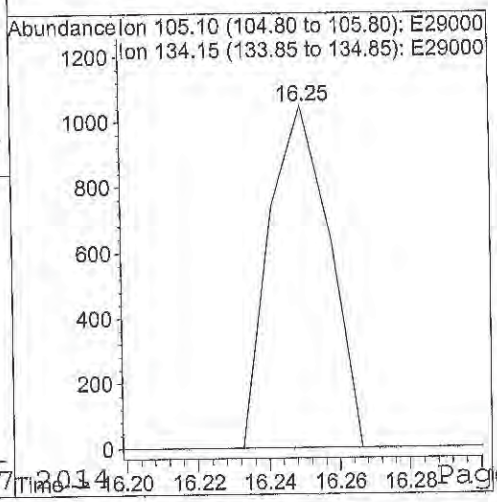

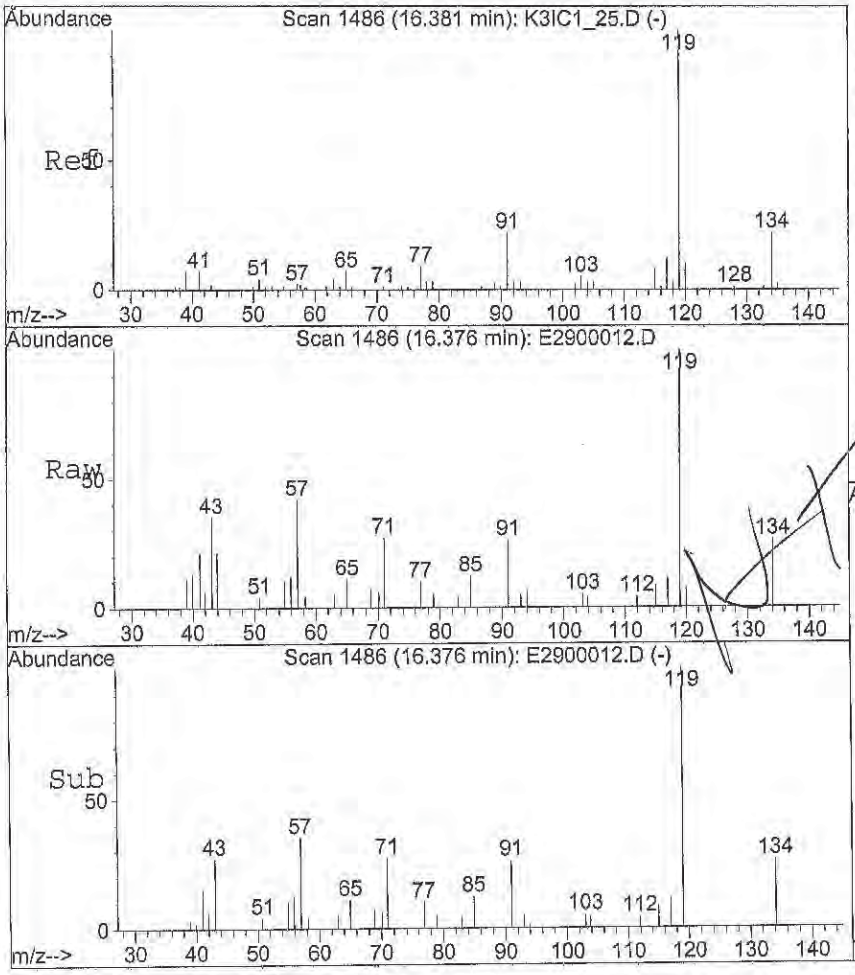

#69
p-Isopropyltoluene
Concen: 1.14 ug/L
RT: 16.38 min Scan# 1486
Delta R.T. -0.01 min
Lab File: E2900012.D
Acq: 29 May 2014 1:59 pm

Tgt Ion:119 Resp: 22128

Ion	Ratio	Lower	Upper
119	100		
134	27.9	17.4	26.2#
91	24.9	19.6	29.4

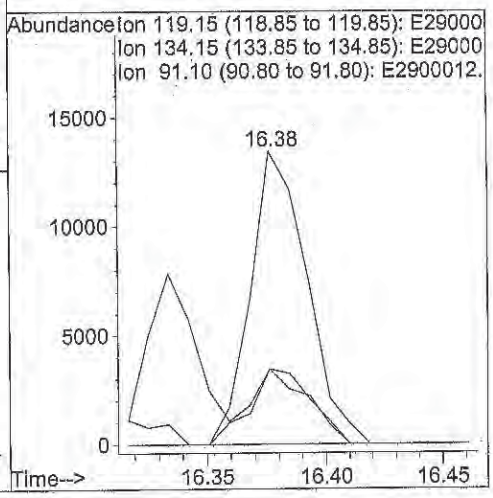

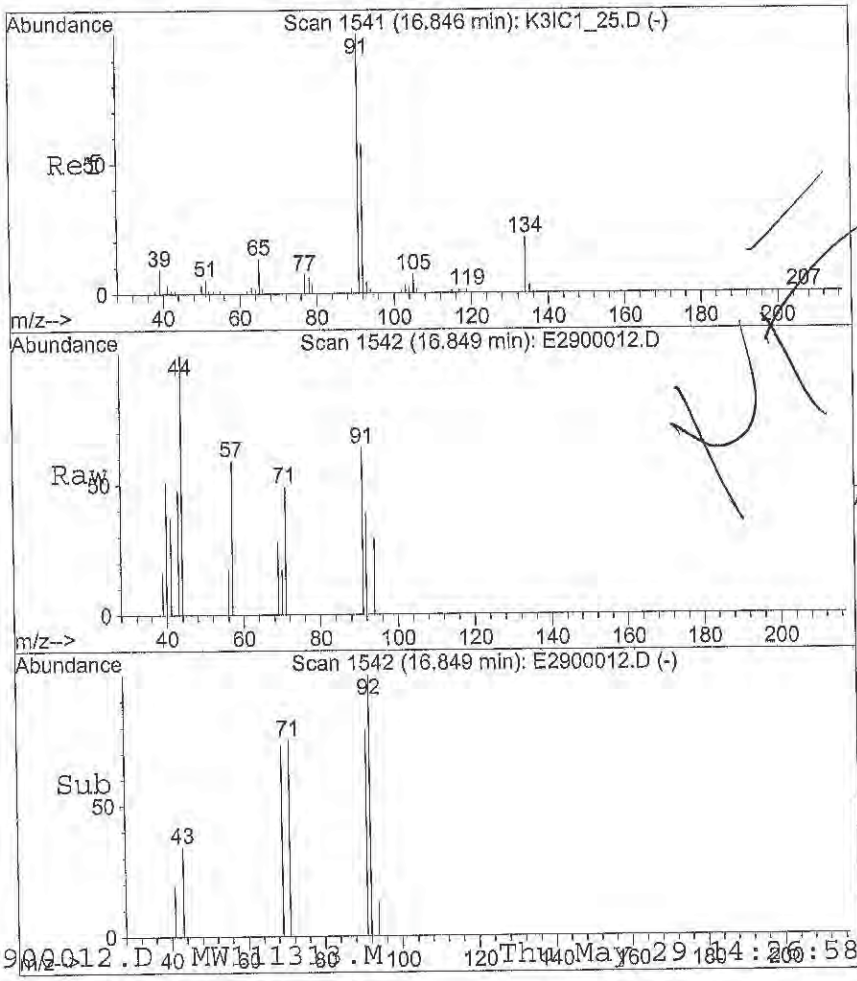

#72
n-Butylbenzene
Concen: 0.15 ug/L
RT: 16.85 min Scan# 1542
Delta R.T. 0.00 min
Lab File: E2900012.D
Acq: 29 May 2014 1:59 pm

Tgt Ion: 91 Resp: 3048

Ion	Ratio	Lower	Upper
91	100		
92	46.7	47.0	70.4#
134	0.0	18.1	27.1#

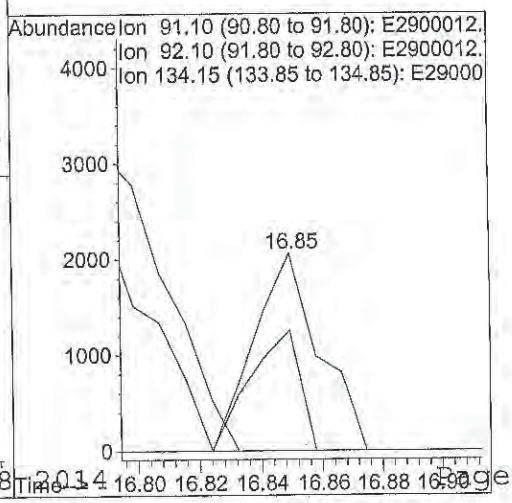

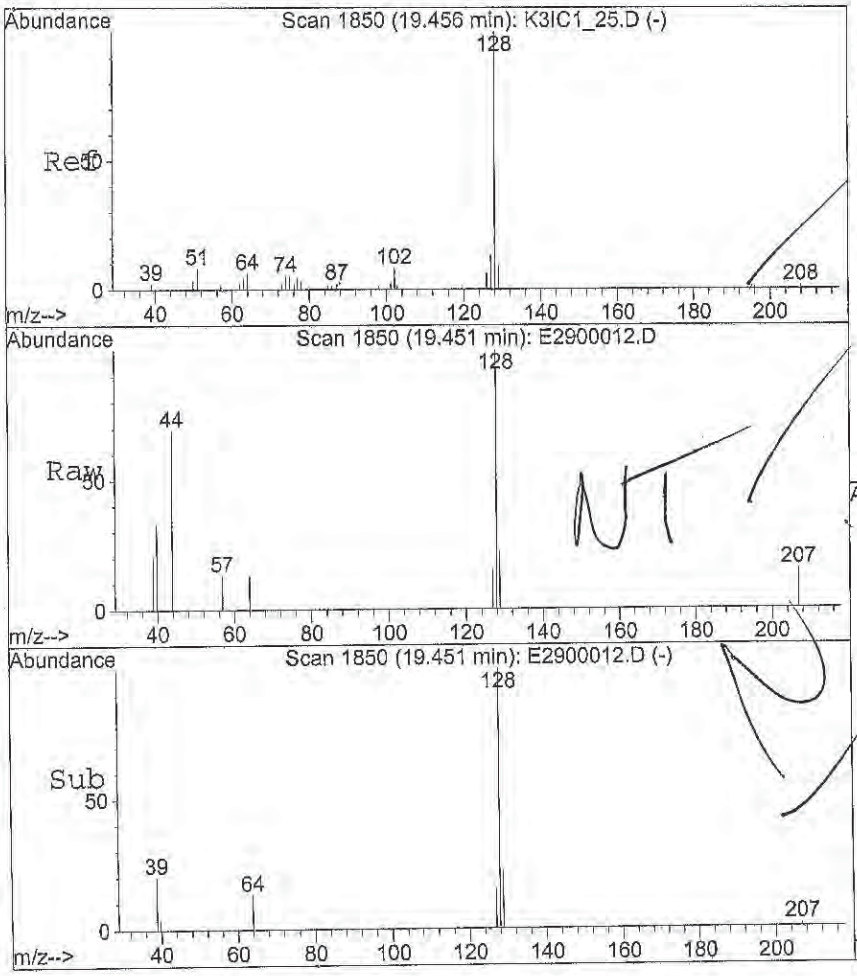

#77
Naphthalene
Concen: 0.68 ug/L
RT: 19.45 min Scan# 1850
Delta R.T. -0.01 min
Lab File: E2900012.D
Acq: 29 May 2014 1:59 pm

Tgt Ion:128 Resp: 9577

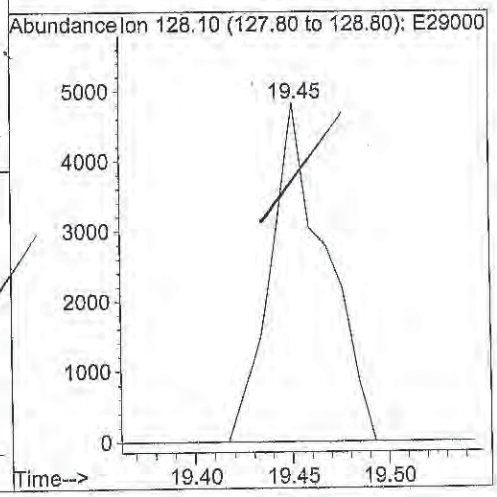

Quantitation Report (Not Reviewed)

Data File : C:\HPCHEM\1\DATA\052914L3\E2900012.D Vial: 3
Acq On : 29 May 2014 1:59 pm Operator: DN
Sample : 3E42901-11 Inst : GC/MS Ins
Misc : 100cc SVL-572-SA5C-SV-6.8-7.8 Multiplr: 10.00
MS Integration Params: rteint.p
Quant Time: May 29 14:26 19114 Quant Results File: SS072713.RES

Quant Method : C:\HPCHEM\1\METHODS\SS072713.M (RTE Integrator)
Title : 8260B GC/MS #3 ICAL SSSF 07/27/13 DN
Last Update : Mon Nov 18 10:31:39 2013
Response via : Initial Calibration
DataAcq Meth : MW111313

Internal Standards	R.T.	QIon	Response	Conc	Units	Dev(Min)
1) Fluorobenzene (IS)	10.29	96	1633764	12.50	ug/L	-0.02
7) Chlorobenzene-d5 (IS)	13.92	117	1324915	12.50	ug/L	0.00
10) 1,4-Dichlorobenzene-d4 (IS	16.51	152	712550	12.50	ug/L	0.00
System Monitoring Compounds						
2) Dibromofluoromethane (SU1)	9.43	113	460794	10.85	ug/L	0.00
Spiked Amount 12.500	Range 75 - 125		Recovery = 86.80%			
3) Chloroform-d (SU6)	9.19	84	741067	12.16	ug/L	0.00
Spiked Amount 12.500	Range 70 - 140		Recovery = 97.28%			
4) Methylene Chloride-d2 (SU5	7.08	86	433540	12.17	ug/L	0.00
Spiked Amount 12.500	Range 70 - 140		Recovery = 97.36%			
5) 1,2-Dichloroethane-d4 (SU2	9.90	65	456427	15.72	ug/L	0.00
Spiked Amount 12.500	Range 75 - 125		Recovery = 125.76%#			
6) Benzene-d6 (SU7)	9.93	84	1461011	11.40	ug/L	-0.02
Spiked Amount 12.500	Range 70 - 140		Recovery = 91.20%			
8) Toluene-d8 (SU3)	12.21	98	1434293	11.41	ug/L	0.00
Spiked Amount 12.500	Range 75 - 125		Recovery = 91.28%			
9) 4-Bromofluorobenzene (SU4)	15.22	95	718920	13.85	ug/L	0.00
Spiked Amount 12.500	Range 75 - 125		Recovery = 110.80%			

Target Compounds Qvalue

(#) = qualifier out of range (m) = manual integration

Quantitation Report

Data File : C:\HPCHEM\1\DATA\052914L3\E2900012.D Vial: 3
Acq On : 29 May 2014 1:59 pm Operator: DN
Sample : 3E42901-11 Inst : GC/MS Ins
Misc : 100cc SVL-572-SA5C-SV-6.8-7.8 Multiplr: 10.00
MS Integration Params: rteint.p
Quant Time: May 29 14:26 19114 Quant Results File: SS072713.RES

Method : C:\HPCHEM\1\METHODS\SS072713.M (RTE Integrator)
Title : 8260B GC/MS #3 ICAL SSSF 07/27/13 DN
Last Update : Mon Nov 18 10:31:39 2013
Response via : Initial Calibration



Quantitation Report (Not Reviewed)

Data File : C:\HPCHEM\1\DATA\052914L3\E2900013.D Vial: 4
Acq On : 29 May 2014 2:28 pm Operator: DN
Sample : 3E42901-12 Inst : GC/MS Ins
Misc : 100cc FB-052914 Multiplr: 10.00
MS Integration Params: rteint.p
Quant Time: May 29 15:12 19114 Quant Results File: MW111313.RES

Quant Method : C:\HPCHEM\1\METHODS\MW111313.M (RTE Integrator)
Title : 8260B GC/MS #3 ICAL 11/13/13 DN
Last Update : Wed Nov 13 19:38:32 2013
Response via : Initial Calibration
DataAcq Meth : MW111313

Internal Standards	R.T.	QIon	Response	Conc	Units	Dev(Min)
1) Fluorobenzene (IS)	10.29	96	1606122	12.50	ug/L	0.00
38) Chlorobenzene-d5 (IS)	13.91	117	1324344	12.50	ug/L	0.00
59) 1,4-Dichlorobenzene-d4 (IS	16.51	152	689225	12.50	ug/L	0.00
System Monitoring Compounds						
2) Dibromofluoromethane (SU1)	9.43	113	457486	11.42	ug/L	0.00
Spiked Amount 12.500	Range 75 - 125		Recovery = 91.36%			
28) 1,2-Dichloroethane-d4 (SU2	9.90	65	457628	12.02	ug/L	0.00
Spiked Amount 12.500	Range 75 - 125		Recovery = 96.16%			
39) Toluene-d8 (SU3)	12.21	98	1432099	11.59	ug/L	0.00
Spiked Amount 12.500	Range 75 - 125		Recovery = 92.72%			
58) 4-Bromofluorobenzene (SU4)	15.22	95	721134	13.31	ug/L	0.00
Spiked Amount 12.500	Range 75 - 125		Recovery = 106.48%			
Target Compounds						Qvalue
4) Chloromethane	4.41	50	1924	-0.51	ug/L #	41
6) Bromomethane	5.16	96	1652	-0.84	ug/L	95
7) Chloroethane	5.26	64	637	1.16	ug/L #	32
11) Acetone	6.47	58	8255	8.62	ug/L	95
12) (IPA) Leak Check Compound	6.47	45	50191	260.06	ug/L #	89
14) Methylene Chloride	7.09	84	6814	1.54	ug/L #	1
15) (TBA) tert-Butanol	6.99	59	263	0.96	ug/L #	77
24) Chloroform	9.23	83	784	0.09	ug/L #	18
29) 1,1-Dichloropropene	9.92	75	262	0.04	ug/L #	1
31) Benzene	9.94	78	10520	0.70	ug/L #	79
32) 1,2-Dichloroethane	9.93	62	7181	1.34	ug/L #	1
40) (MIBK) 4-Methyl-2-Pentanon	12.20	43	7231	2.74	ug/L #	100
41) Toluene	12.28	91	2346	0.13	ug/L #	53
46) 2-Hexanone	12.97	43	1710	0.59	ug/L #	37
51) Ethylbenzene	14.14	91	2242	0.11	ug/L	93
52) m,p-Xylenes	14.14	106	577	0.08	ug/L #	61
54) Styrene	14.62	104	2002	-0.68	ug/L #	60
56) Isopropylbenzene	15.22	105	753	0.04	ug/L #	1
62) n-Propylbenzene	15.23	91	1379	0.05	ug/L #	56
66) tert-Butylbenzene	16.05	119	261	0.02	ug/L #	24
67) 1,2,4-Trimethylbenzene	16.06	105	816	0.05	ug/L #	33
68) sec-Butylbenzene	16.33	105	2560	0.11	ug/L #	62

(#) = qualifier out of range (m) = manual integration

Quantitation Report (Not Reviewed)

Data File : C:\HPCHEM\1\DATA\052914L3\E2900013.D Vial: 4
Acq On : 29 May 2014 2:28 pm Operator: DN
Sample : 3E42901-12 Inst : GC/MS Ins
Misc : 100cc FB-052914 Multiplr: 10.00
MS Integration Params: rteint.p
Quant Time: May 29 15:12 19114 Quant Results File: MW111313.RES

Quant Method : C:\HPCHEM\1\METHODS\MW111313.M (RTE Integrator)
Title : 8260B GC/MS #3 ICAL 11/13/13 DN
Last Update : Wed Nov 13 19:38:32 2013
Response via : Initial Calibration
DataAcq Meth : MW111313

Compound	R.T.	QIon	Response	Conc	Unit	Qvalue
69) p-Isopropyltoluene	16.38	119	1400	0.07	ug/L	34
77) Naphthalene	19.45	128	7084	0.52	ug/L	100

(#) = qualifier out of range (m) = manual integration

Quantitation Report

Data File : C:\HPCHEM\1\DATA\052914L3\E2900013.D
Acq On : 29 May 2014 2:28 pm
Sample : 3E42901-12
Misc : 100cc FB-052914
MS Integration Params: rteint.p
Quant Time: May 29 15:12 19114

Vial: 4
Operator: DN
Inst : GC/MS Ins
Multiplr: 10.00

Quant Results File: MW111313.RES

Method : C:\HPCHEM\1\METHODS\MW111313.M (RTE Integrator)
Title : 8260B GC/MS #3 ICAL 11/13/13 DN
Last Update : Wed Nov 13 19:38:32 2013
Response via : Initial Calibration



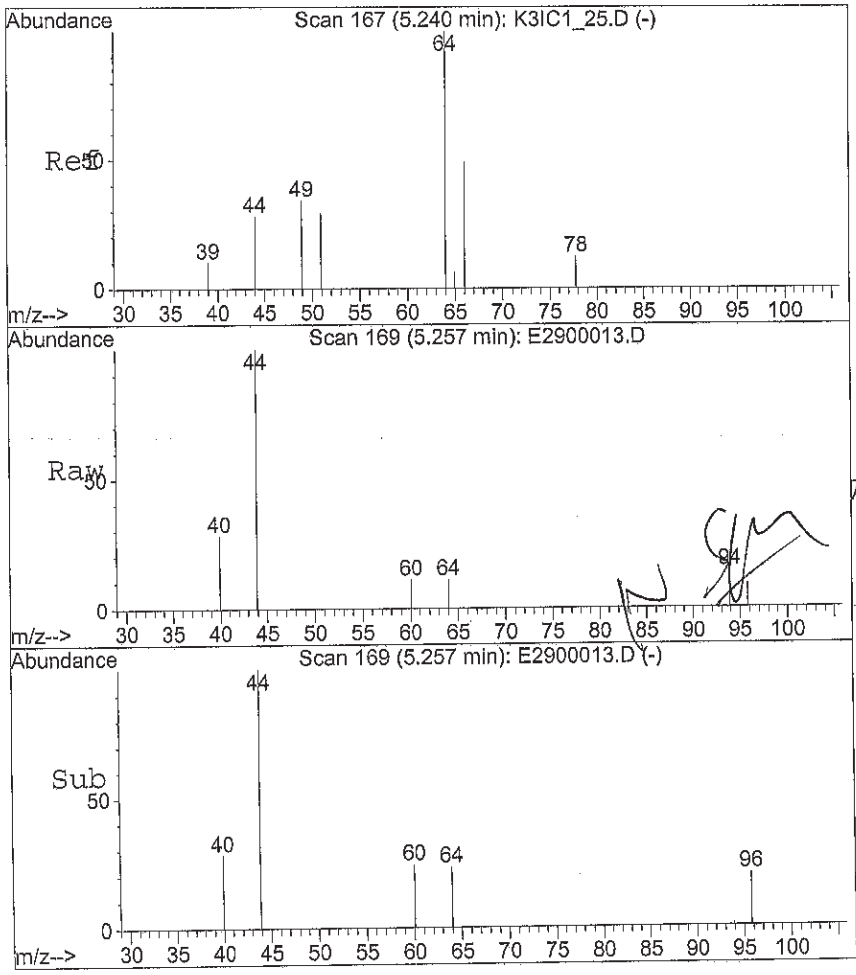

#7
Chloroethane
Concen: 1.16 ug/L
RT: 5.26 min Scan# 169
Delta R.T. 0.02 min
Lab File: E2900013.D
Acq: 29 May 2014 2:28 pm

Tgt Ion: 64 Resp: 637

Ion	Ratio	Lower	Upper
64	100		
66	0.0	35.4	53.0#

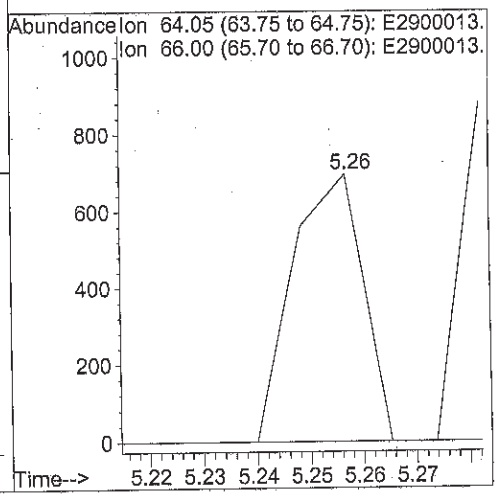

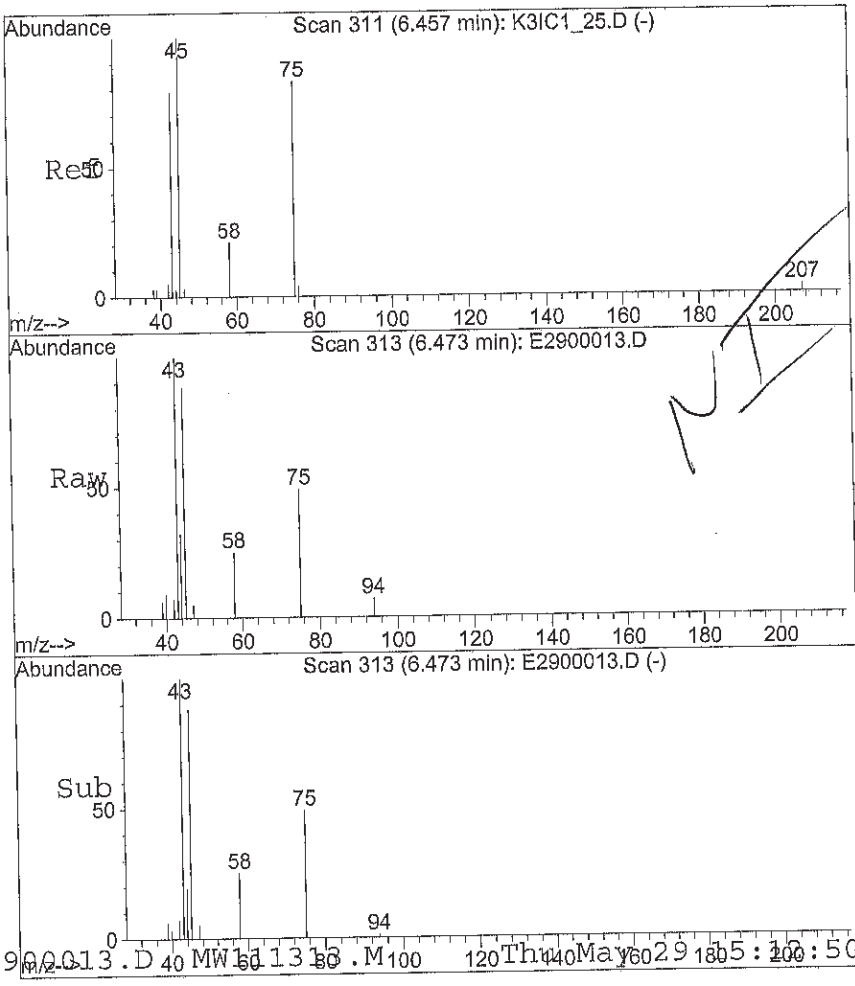

#11
Acetone
Concen: 8.62 ug/L
RT: 6.47 min Scan# 313
Delta R.T. 0.02 min
Lab File: E2900013.D
Acq: 29 May 2014 2:28 pm

Tgt Ion: 58 Resp: 8255

Ion	Ratio	Lower	Upper
58	100		
43	463.8	360.9	541.3

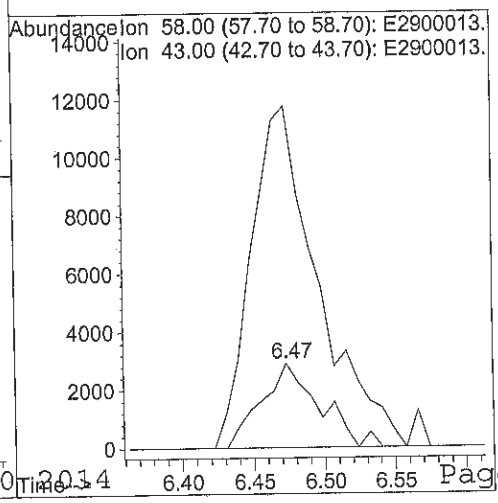

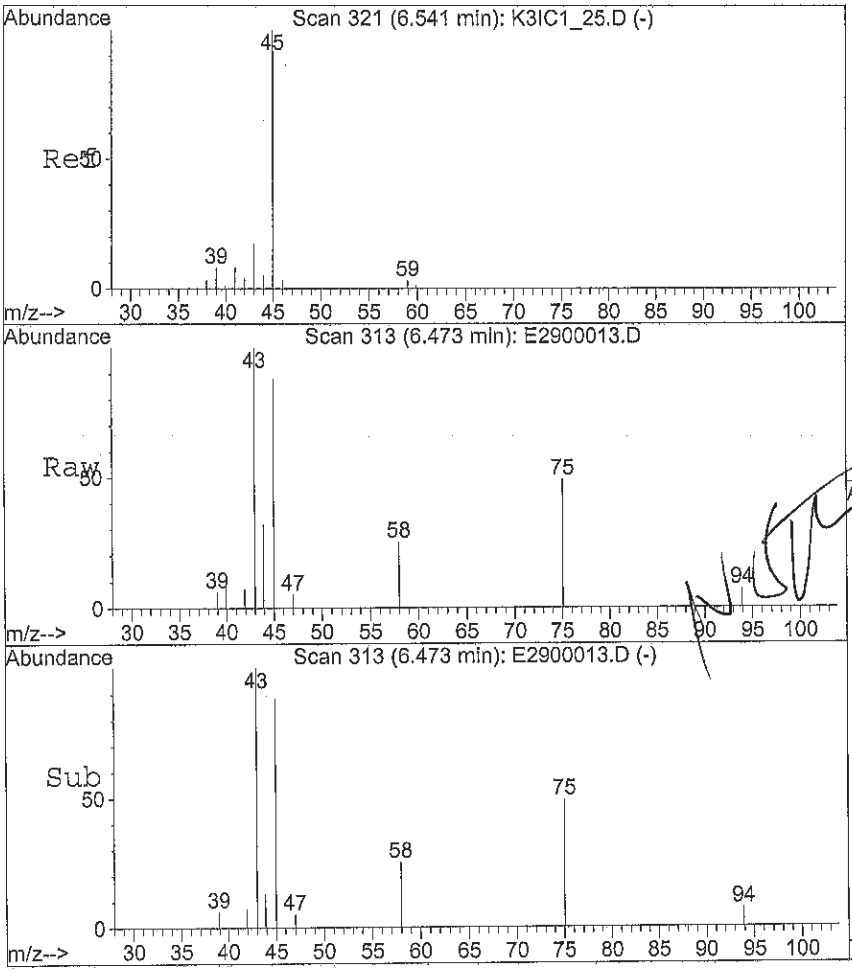

#12
(IPA) Leak Check Compound
Concen: 260.06 ug/L
RT: 6.47 min Scan# 313
Delta R.T. -0.07 min
Lab File: E2900013.D
Acq: 29 May 2014 2:28 pm

Tgt Ion: 45 Resp: 50191

Ion	Ratio	Lower	Upper
45	100		
39	2.5	4.9	7.3#

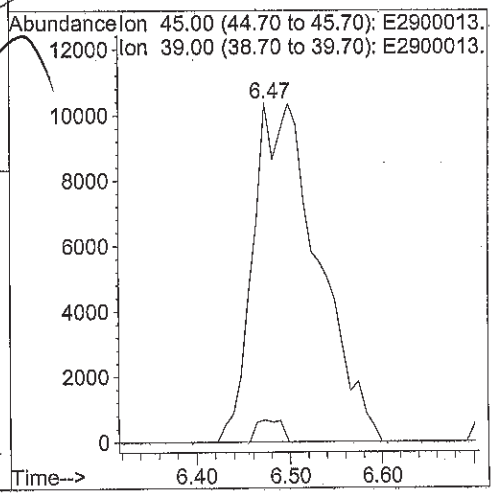

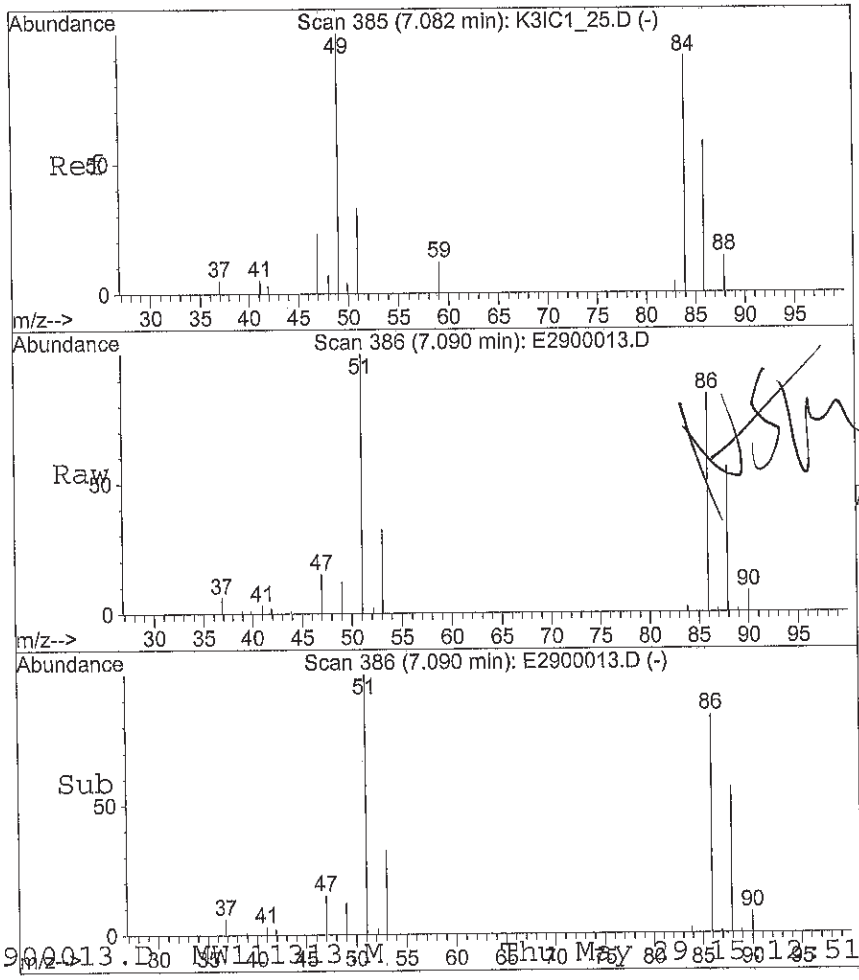

#14
Methylene Chloride
Concen: 1.54 ug/L
RT: 7.09 min Scan# 386
Delta R.T. 0.01 min
Lab File: E2900013.D
Acq: 29 May 2014 2:28 pm

Tgt Ion: 84 Resp: 6814

Ion	Ratio	Lower	Upper
84	100		
49	862.7	89.8	134.6#
86	6244.3	51.1	76.7#
51	7630.9	28.5	42.7#

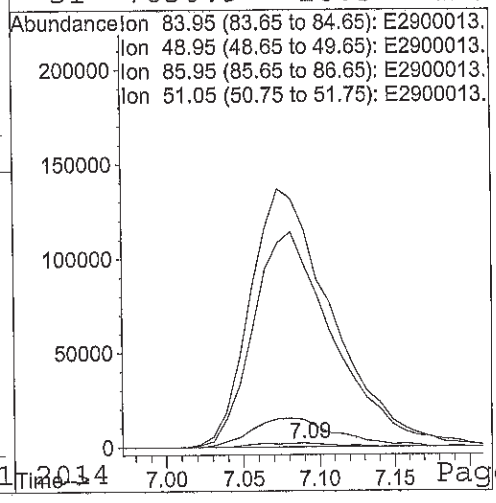

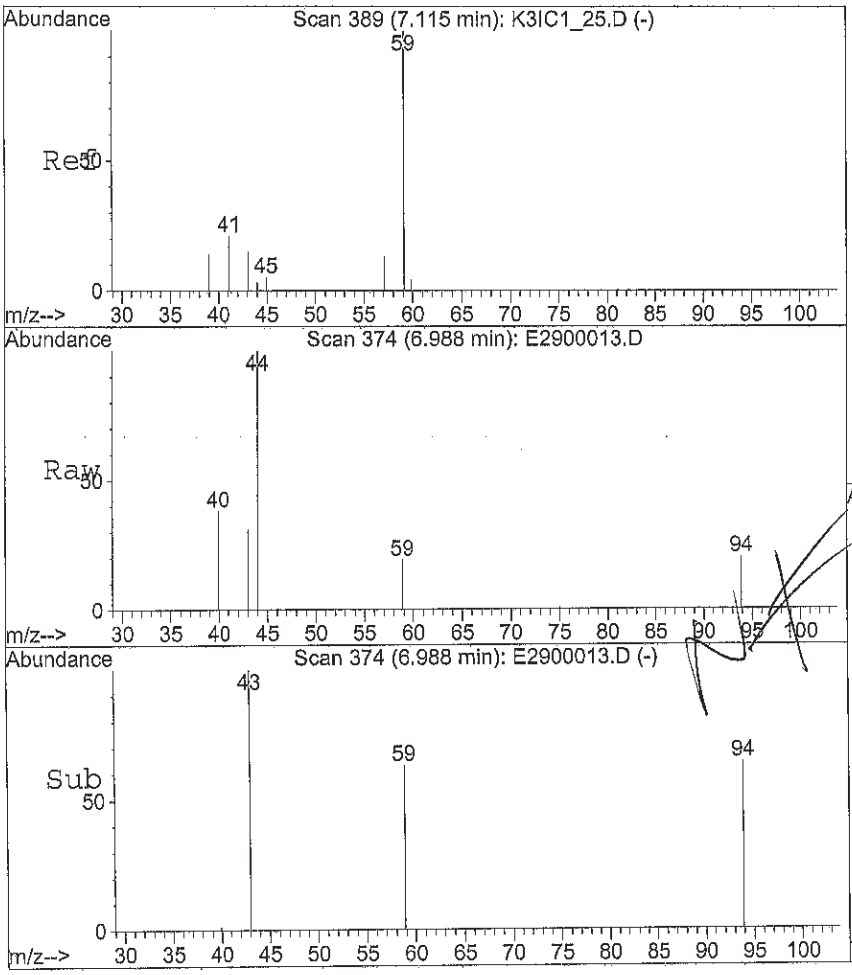

#15
(TBA) tert-Butanol
Concen: 0.96 ug/L
RT: 6.99 min Scan# 374
Delta R.T. -0.13 min
Lab File: E2900013.D
Acq: 29 May 2014 2:28 pm

Tgt Ion: 59 Resp: 263

Ion	Ratio	Lower	Upper
59	100		
57	0.0	6.4	9.6#

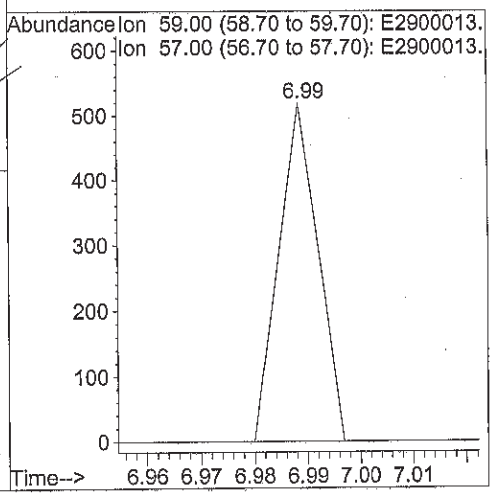

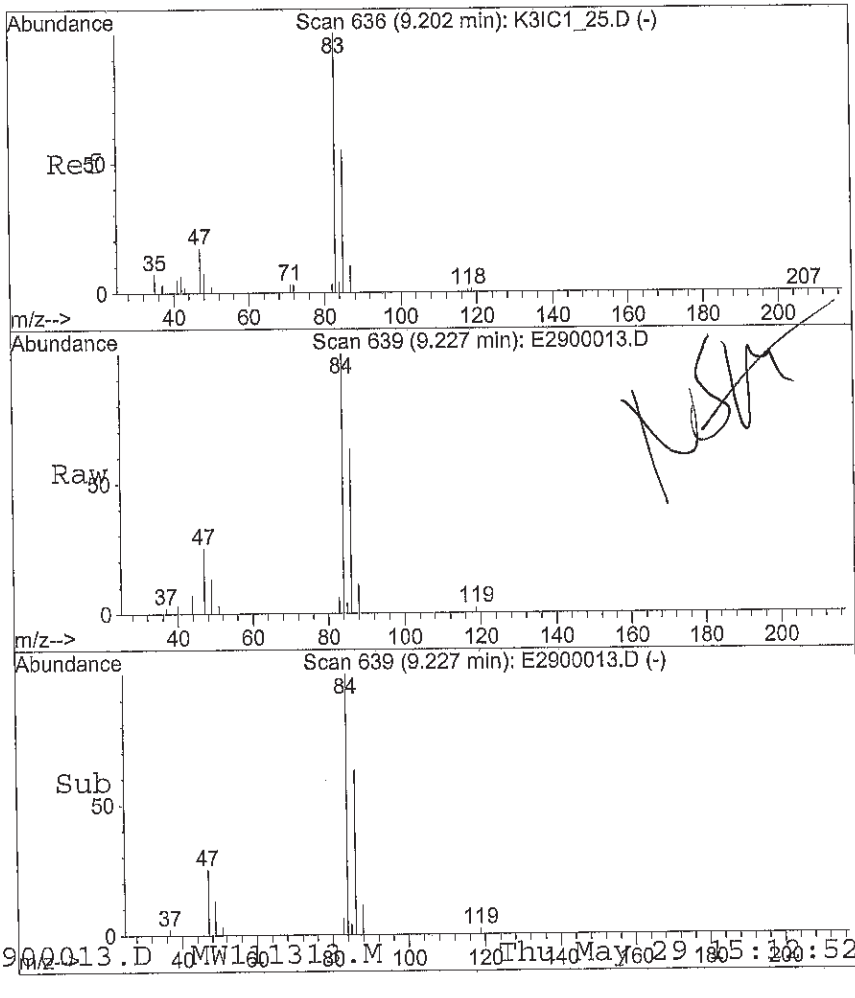

#24
Chloroform
Concen: 0.09 ug/L
RT: 9.23 min Scan# 639
Delta R.T. 0.03 min
Lab File: E2900013.D
Acq: 29 May 2014 2:28 pm

Tgt Ion: 83 Resp: 784

Ion	Ratio	Lower	Upper
83	100		
85	0.0	51.8	77.6#

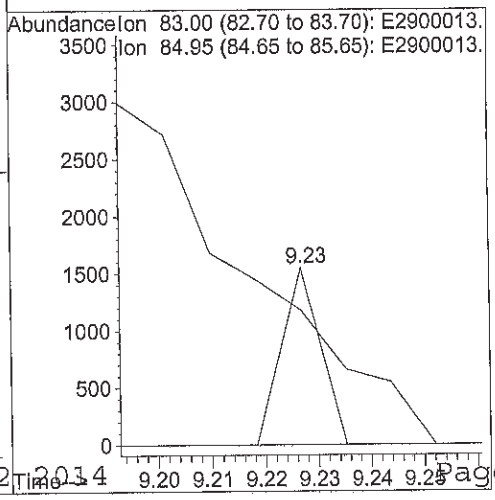

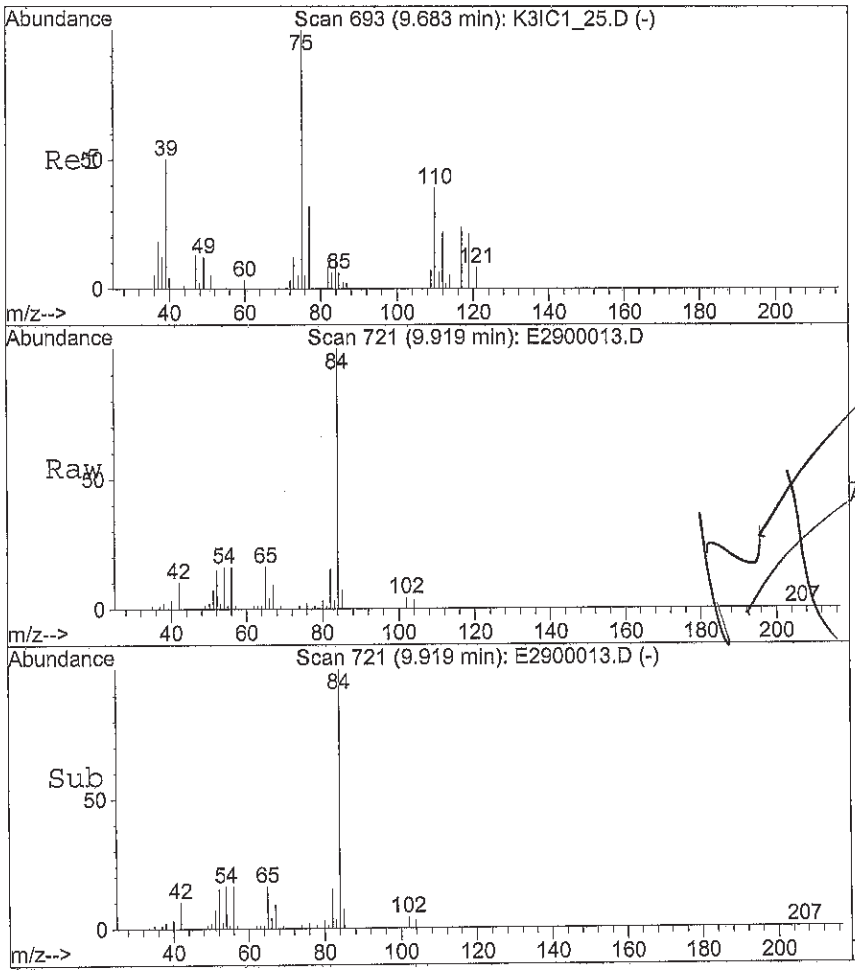

#29
1,1-Dichloropropene
Concen: 0.04 ug/L
RT: 9.92 min Scan# 721
Delta R.T. 0.24 min
Lab File: E2900013.D
Acq: 29 May 2014 2:28 pm

Tgt Ion: 75 Resp: 262

Ion	Ratio	Lower	Upper
75	100		
110	0.0	29.0	43.6#
77	801.5	25.0	37.4#

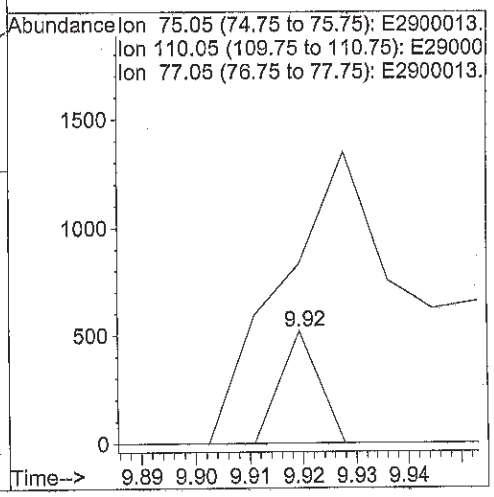

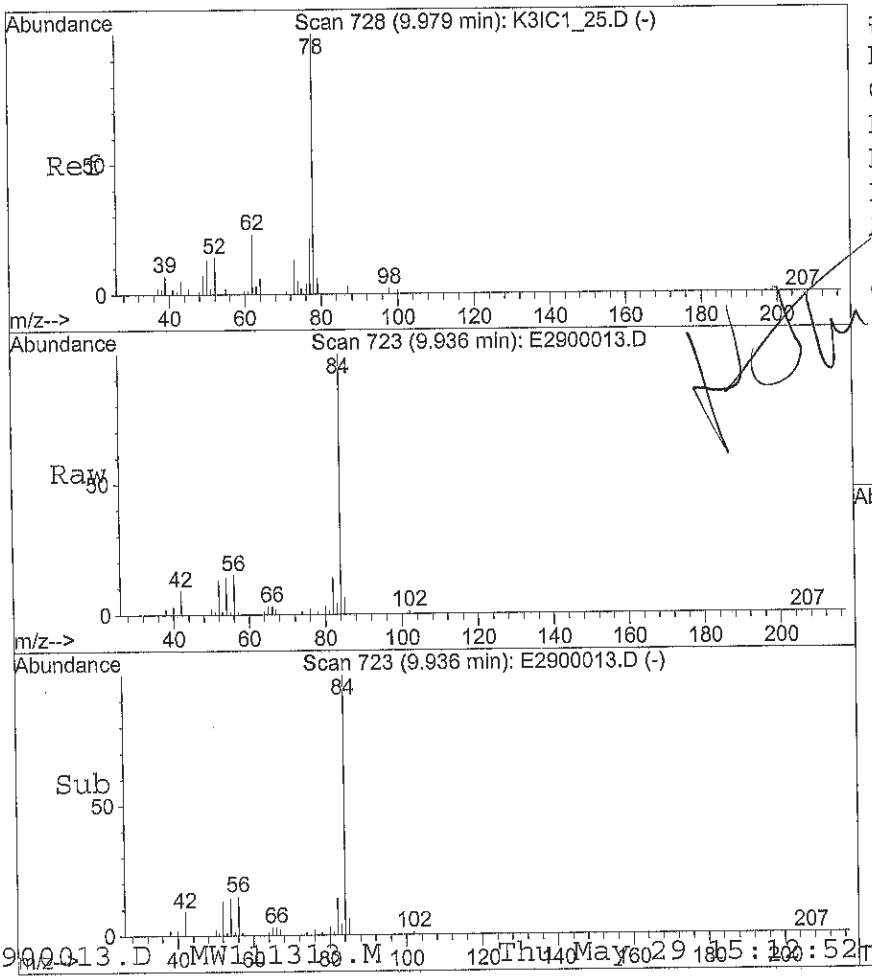

#31
Benzene
Concen: 0.70 ug/L
RT: 9.94 min Scan# 723
Delta R.T. -0.04 min
Lab File: E2900013.D
Acq: 29 May 2014 2:28 pm

Tgt Ion: 78 Resp: 10520

Ion	Ratio	Lower	Upper
78	100		
51	0.0	14.2	21.2#
77	23.1	16.6	24.8

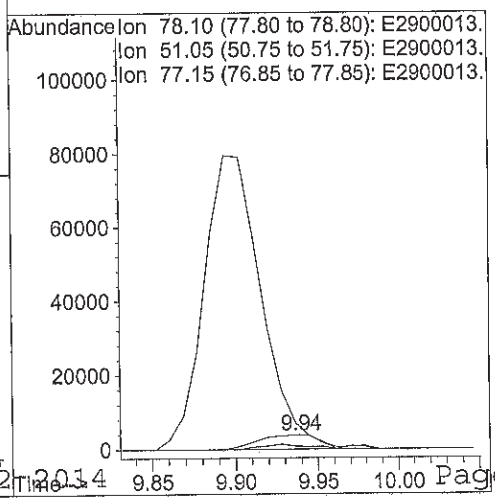

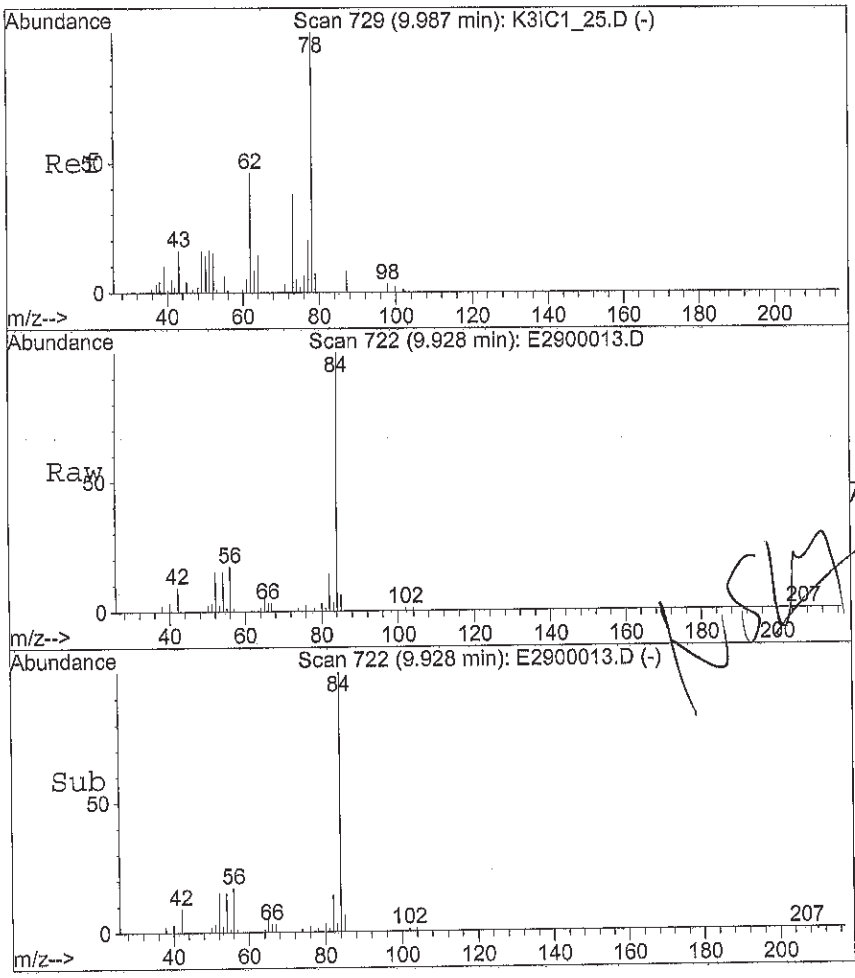

#32
1,2-Dichloroethane
Concen: 1.34 ug/L
RT: 9.93 min Scan# 722
Delta R.T. -0.06 min
Lab File: E2900013.D
Acq: 29 May 2014 2:28 pm

Tgt Ion: 62	Resp:	7181	
Ion	Ratio	Lower	Upper
62	100		
64	176.9	28.0	42.0#
49	0.0	28.5	42.7#
98	0.0	6.2	9.4#

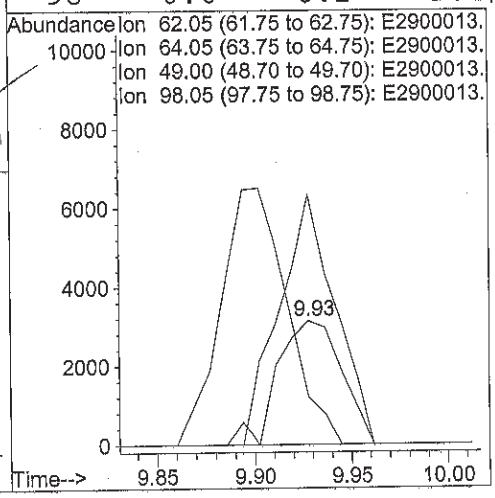

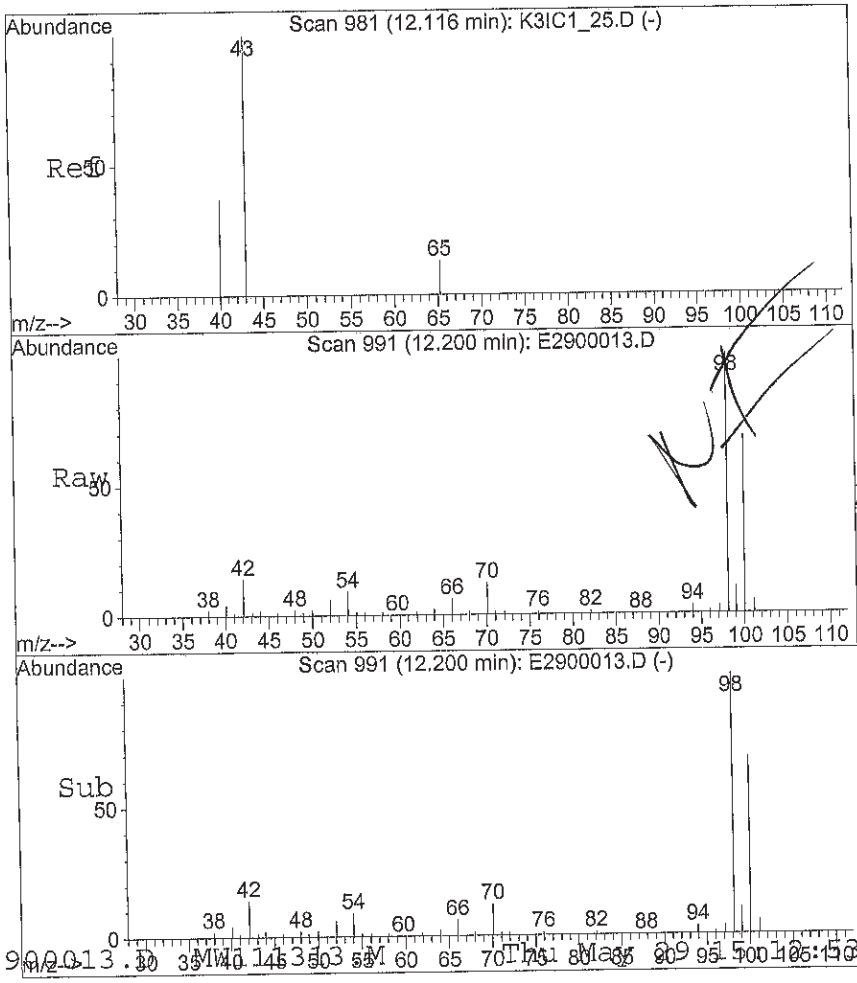

#40
(MIBK) 4-Methyl-2-Pentanone
Concen: 2.74 ug/L
RT: 12.20 min Scan# 991
Delta R.T. 0.08 min
Lab File: E2900013.D
Acq: 29 May 2014 2:28 pm

Tgt Ion: 43	Resp:	7231	
Ion	Ratio	Lower	Upper
43	100		
58	150.7	0.0	0.0#
85	0.0	0.0	0.0
100	13472.4	0.0	0.0#

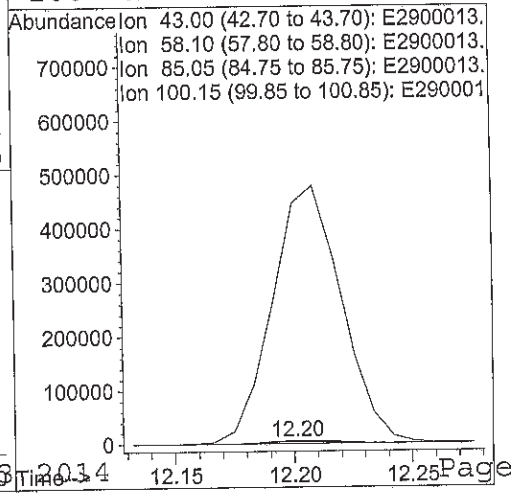

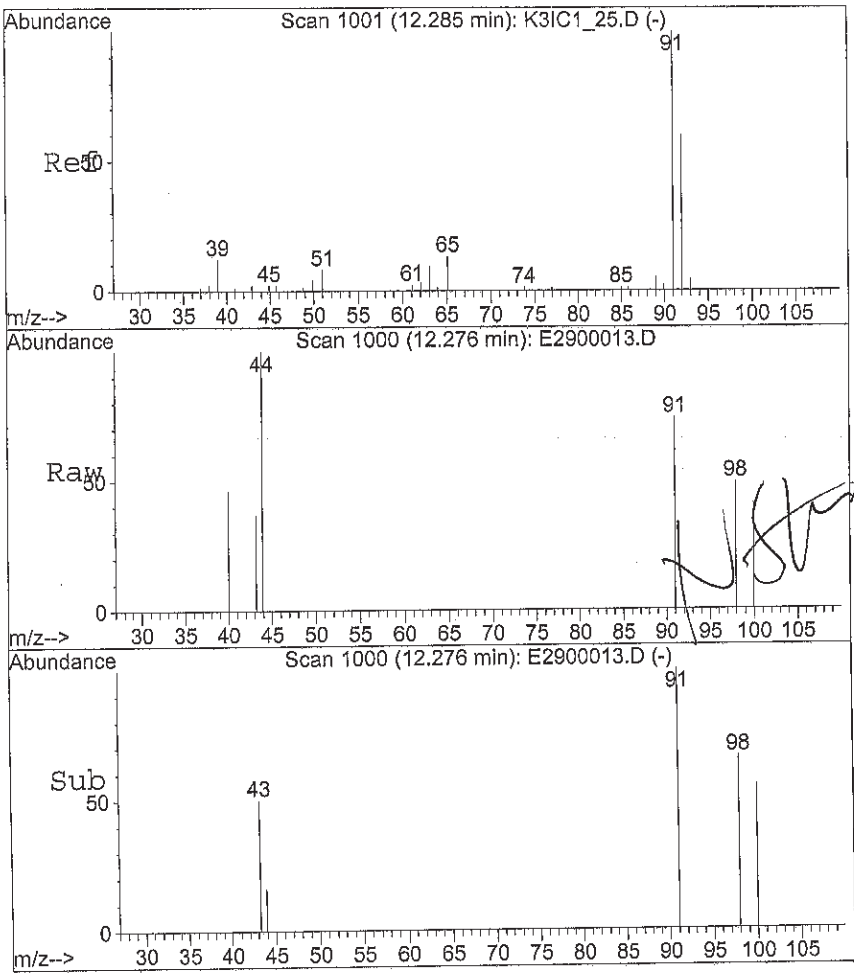

#41
Toluene
Concen: 0.13 ug/L
RT: 12.28 min Scan# 1000
Delta R.T. -0.01 min
Lab File: E2900013.D
Acq: 29 May 2014 2:28 pm

Tgt Ion: 91 Resp: 2346

Ion	Ratio	Lower	Upper
91	100		
92	23.7	47.4	71.0#

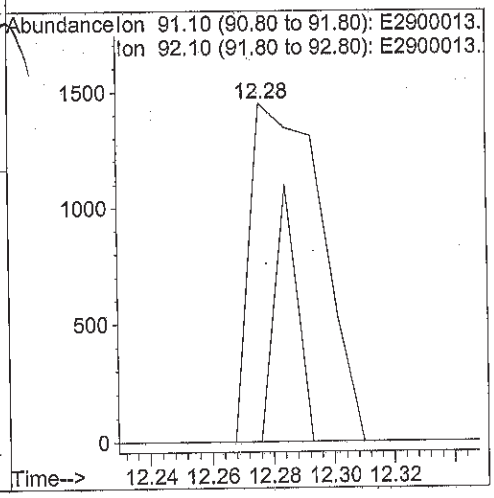

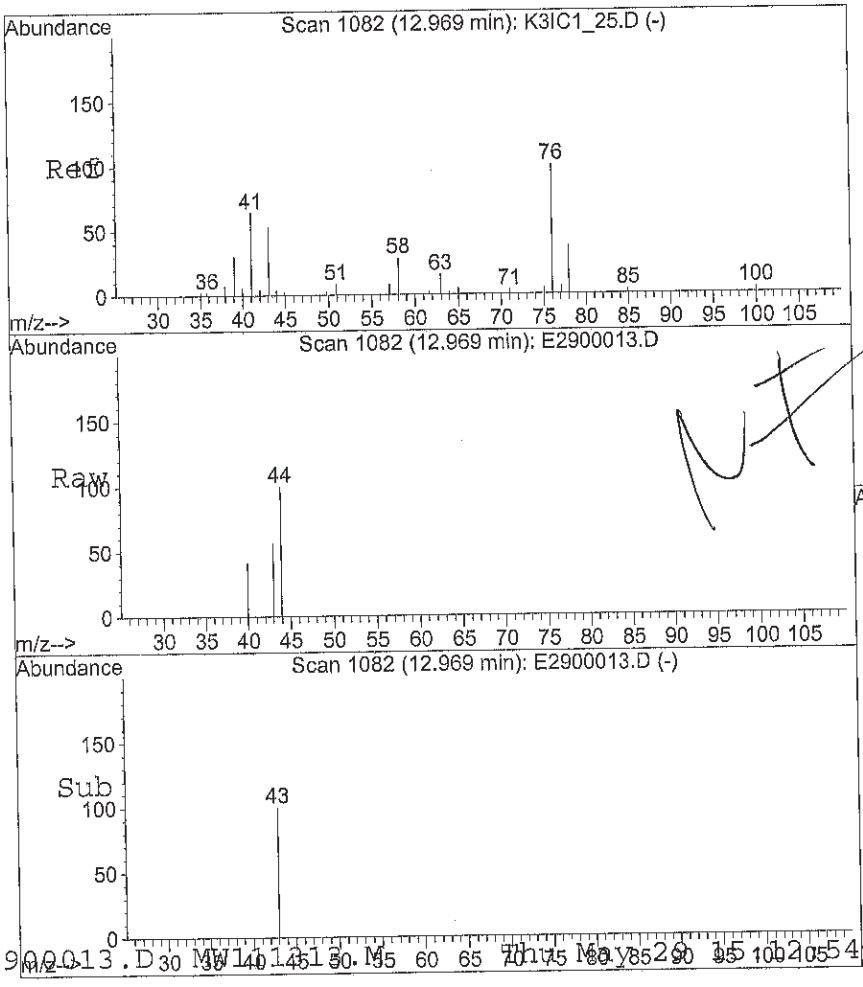

#46
2-Hexanone
Concen: 0.59 ug/L
RT: 12.97 min Scan# 1082
Delta R.T. -0.00 min
Lab File: E2900013.D
Acq: 29 May 2014 2:28 pm

Tgt Ion: 43 Resp: 1710

Ion	Ratio	Lower	Upper
43	100		
58	0.0	40.9	61.3#
100	0.0	5.5	8.3#
85	0.0	4.3	6.5#

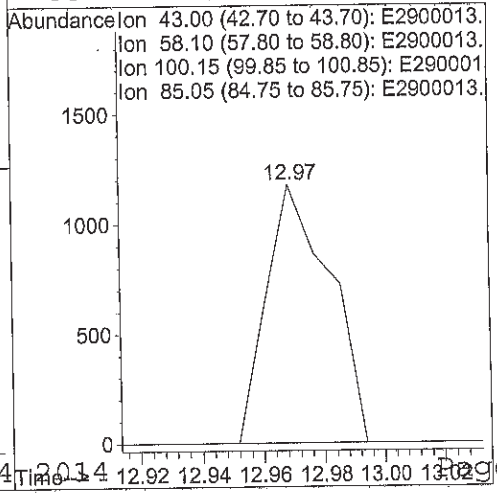

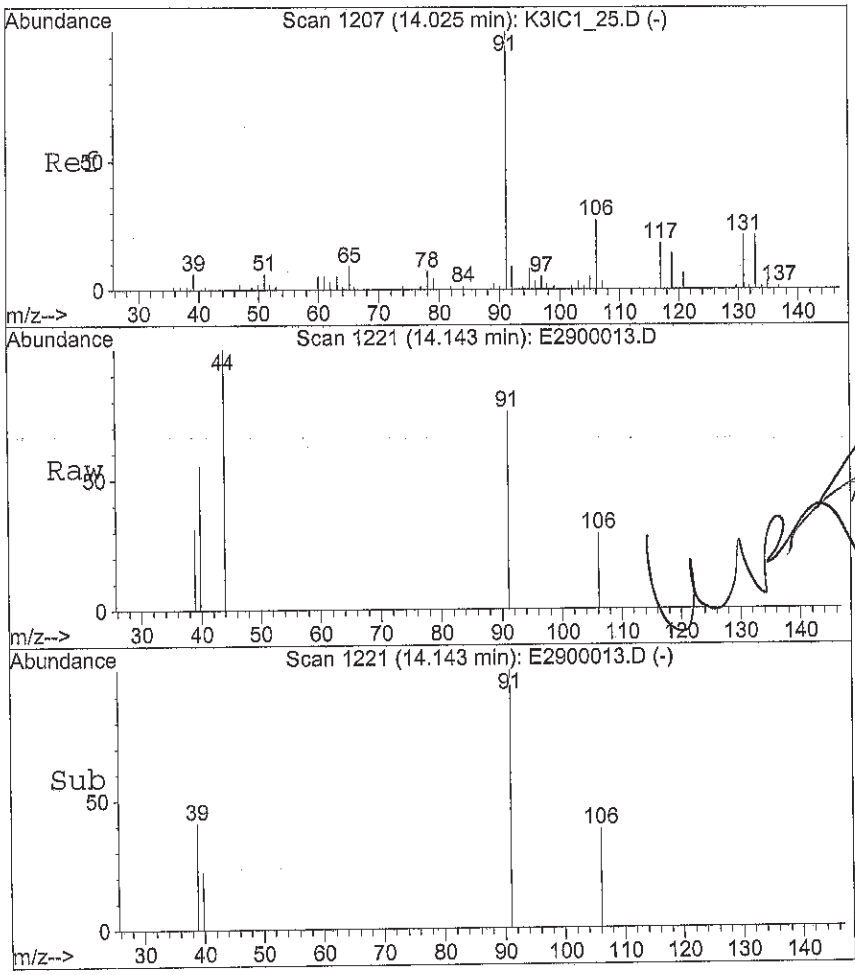

#51
Ethylbenzene
Concen: 0.11 ug/L
RT: 14.14 min Scan# 1221
Delta R.T. 0.12 min
Lab File: E2900013.D
Acq: 29 May 2014 2:28 pm

Tgt Ion: 91 Resp: 2242

Ion	Ratio	Lower	Upper
91	100		
106	25.7	23.5	35.3

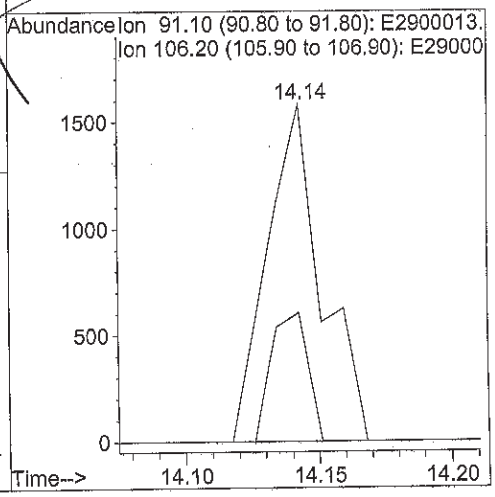

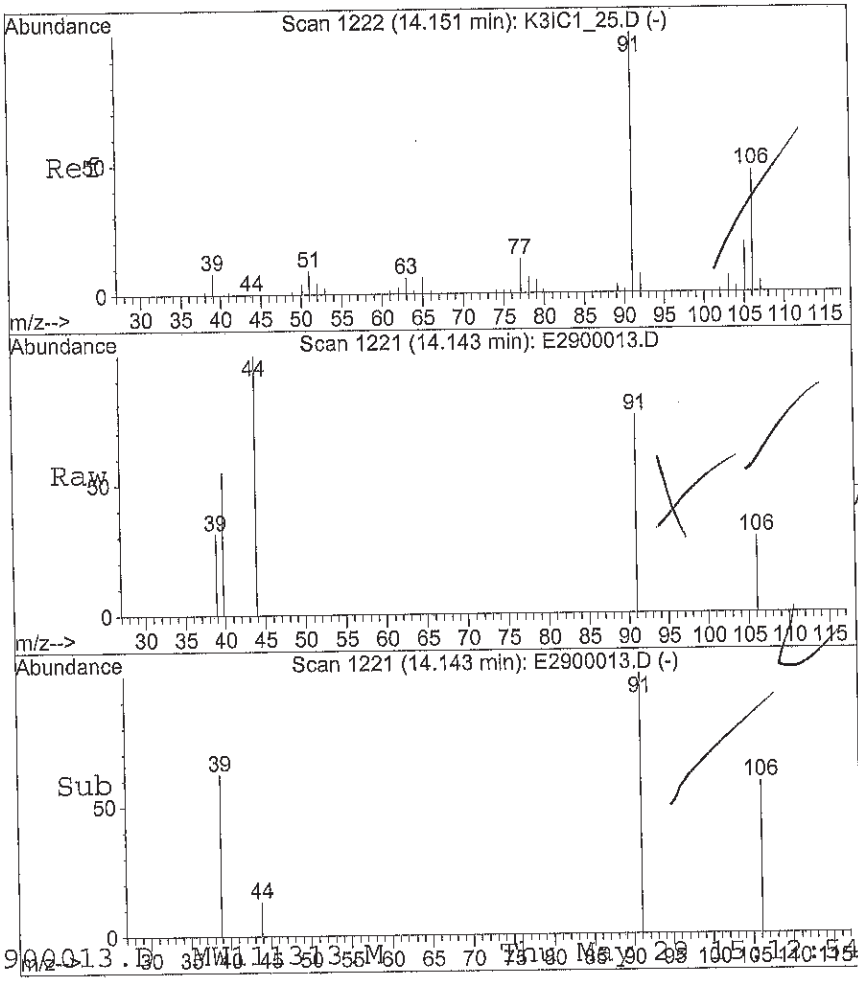

#52
m,p-Xylenes
Concen: 0.08 ug/L
RT: 14.14 min Scan# 1221
Delta R.T. -0.01 min
Lab File: E2900013.D
Acq: 29 May 2014 2:28 pm

Tgt Ion:106 Resp: 577

Ion	Ratio	Lower	Upper
106	100		
91	388.6	177.1	265.7#

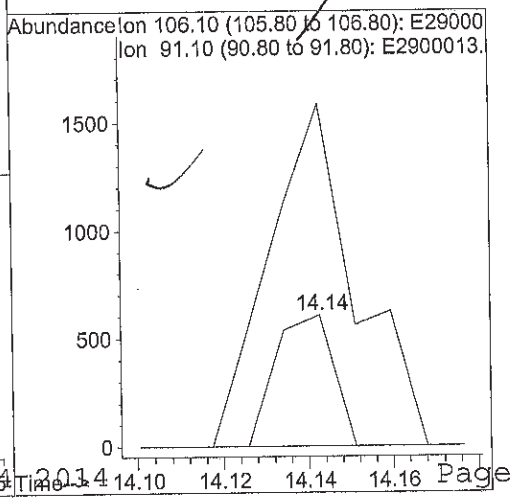

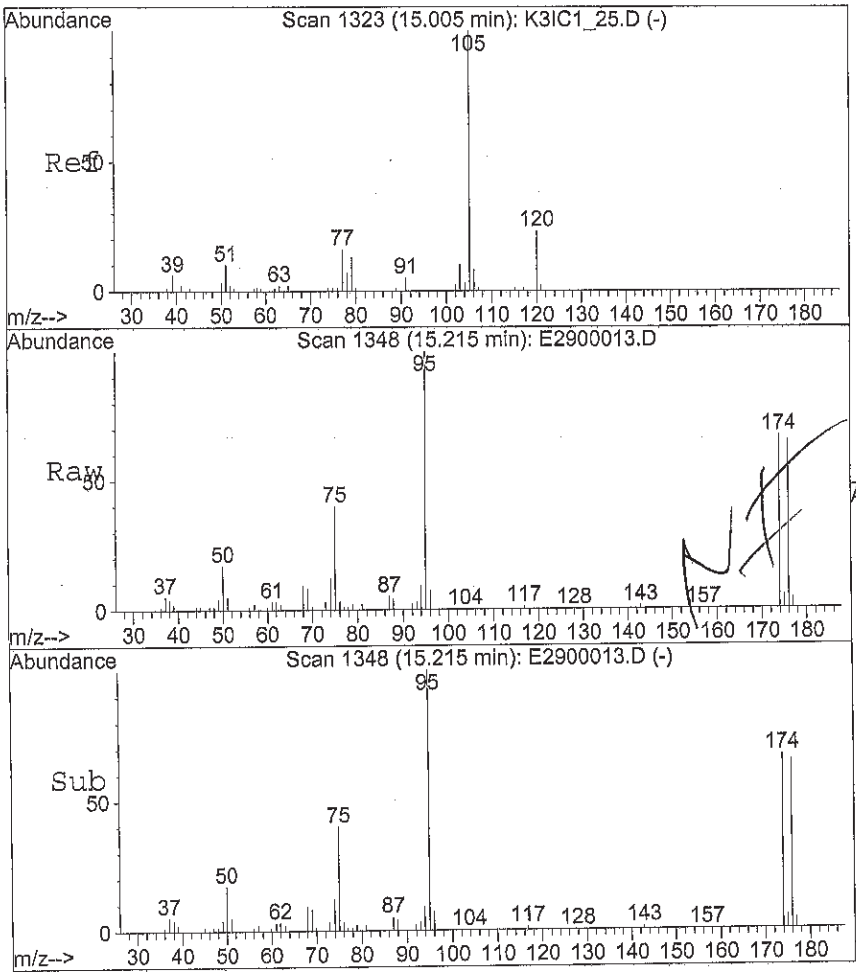

#56
Isopropylbenzene
Concen: 0.04 ug/L
RT: 15.22 min Scan# 1348
Delta R.T. 0.21 min
Lab File: E2900013.D
Acq: 29 May 2014 2:28 pm

Tgt Ion:105 Resp: 753

Ion	Ratio	Lower	Upper
105	100		
120	0.0	19.3	28.9#
77	573.3	13.1	19.7#

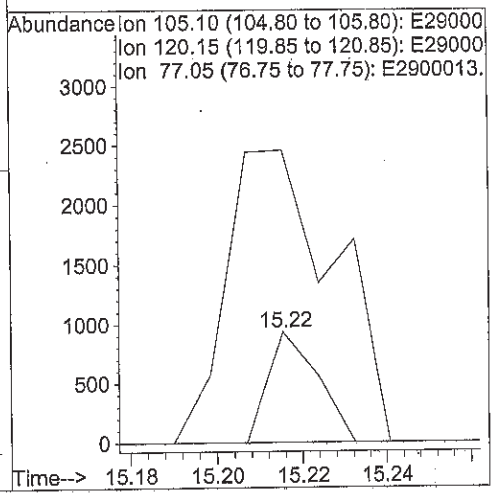

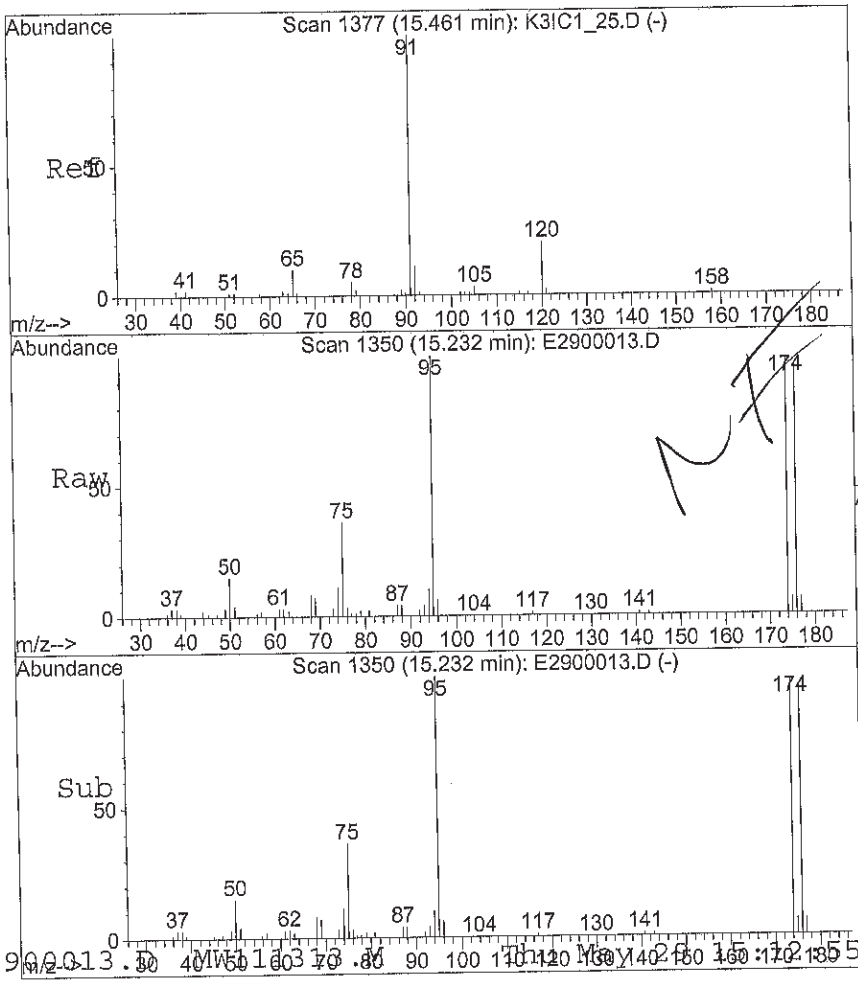

#62
n-Propylbenzene
Concen: 0.05 ug/L
RT: 15.23 min Scan# 1350
Delta R.T. -0.23 min
Lab File: E2900013.D
Acq: 29 May 2014 2:28 pm

Tgt Ion: 91 Resp: 1379

Ion	Ratio	Lower	Upper
91	100		
120	0.0	16.1	24.1#

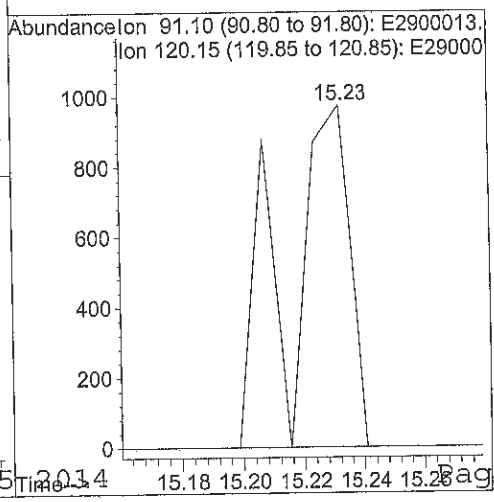

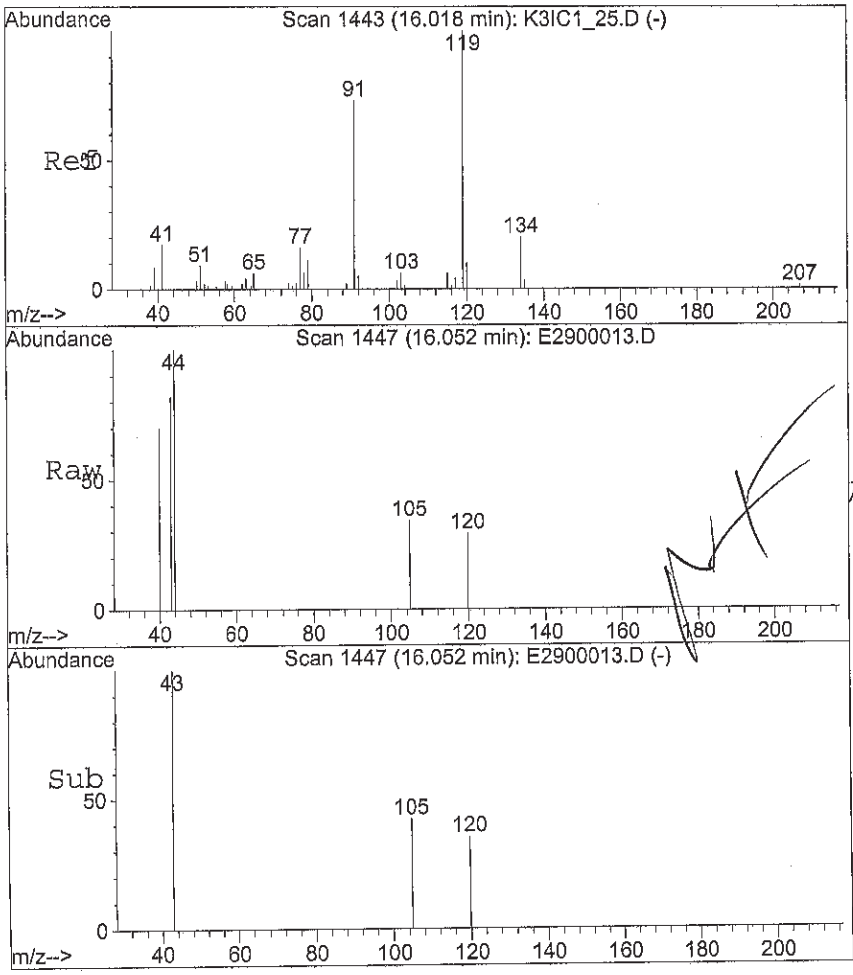

#66
tert-Butylbenzene
Concen: 0.02 ug/L
RT: 16.05 min Scan# 1447
Delta R.T. 0.03 min
Lab File: E2900013.D
Acq: 29 May 2014 2:28 pm

Tgt Ion:119 Resp: 261

Ion	Ratio	Lower	Upper
119	100		
91	0.0	56.3	84.5#
134	0.0	16.1	24.1#

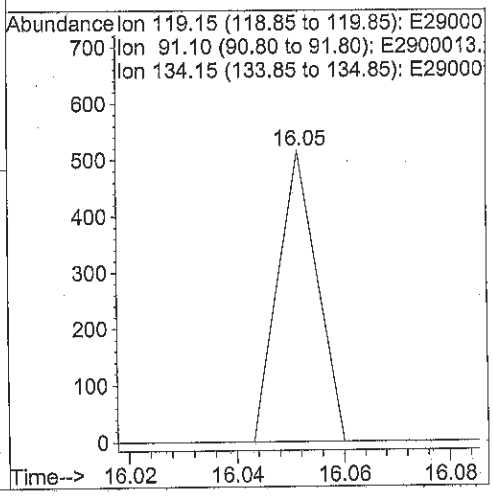

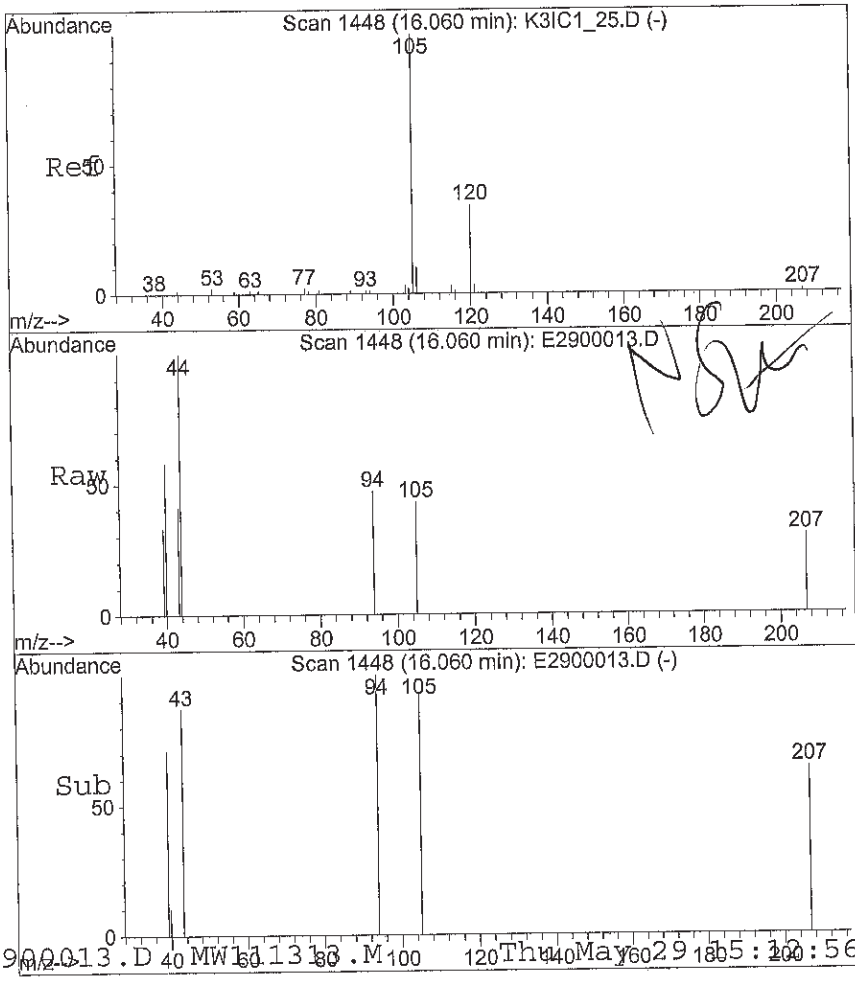

#67
1,2,4-Trimethylbenzene
Concen: 0.05 ug/L
RT: 16.06 min Scan# 1448
Delta R.T. -0.00 min
Lab File: E2900013.D
Acq: 29 May 2014 2:28 pm

Tgt Ion:105 Resp: 816

Ion	Ratio	Lower	Upper
105	100		
120	0.0	33.8	50.8#

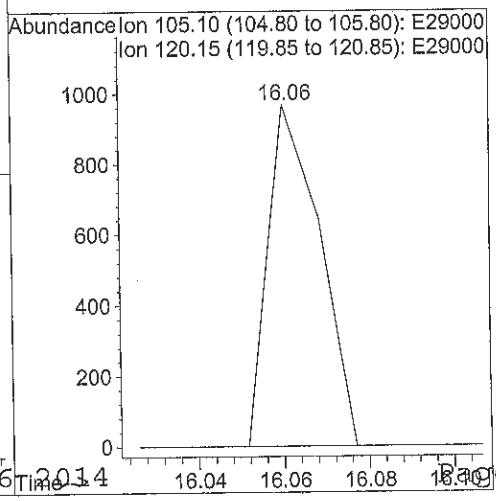



#68
sec-Butylbenzene
Concen: 0.11 ug/L
RT: 16.33 min Scan# 1480
Delta R.T. 0.08 min
Lab File: E2900013.D
Acq: 29 May 2014 2:28 pm

Tgt Ion:105 Resp: 2560

Ion	Ratio	Lower	Upper
105	100		
134	0.0	13.0	19.6#

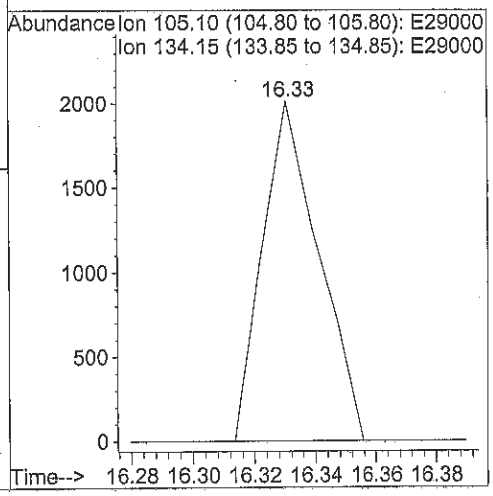

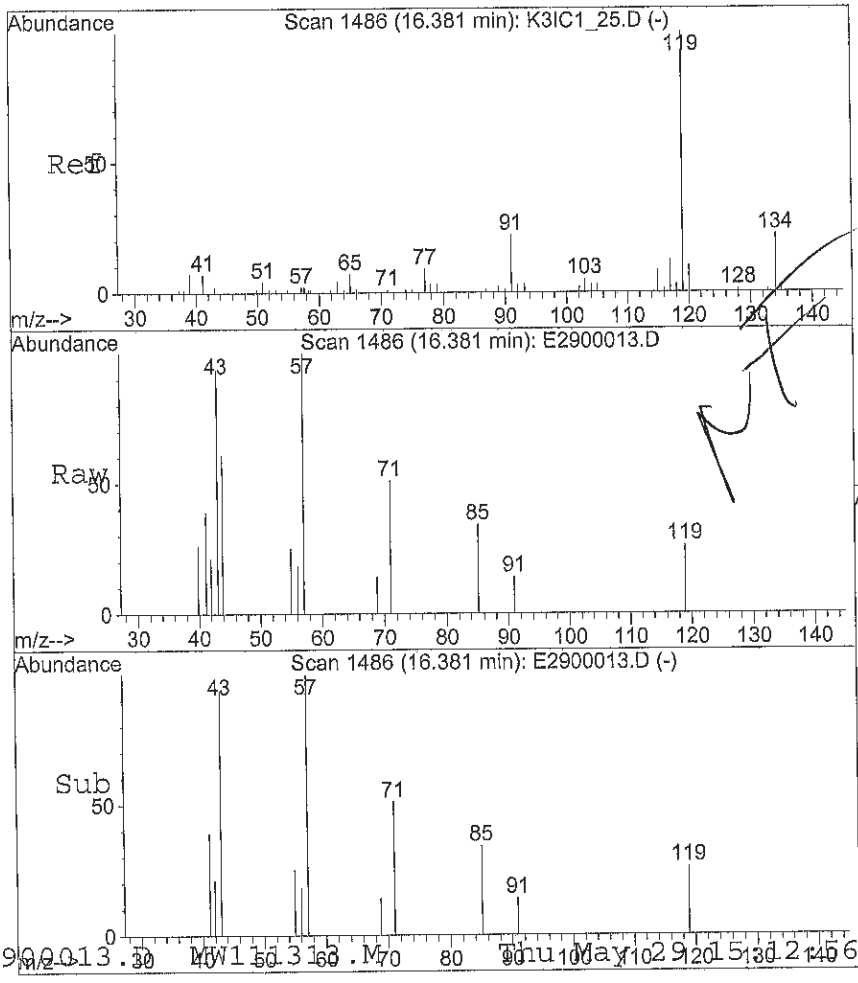

#69
p-Isopropyltoluene
Concen: 0.07 ug/L
RT: 16.38 min Scan# 1486
Delta R.T. -0.00 min
Lab File: E2900013.D
Acq: 29 May 2014 2:28 pm

Tgt Ion:119 Resp: 1400

Ion	Ratio	Lower	Upper
119	100		
134	0.0	17.4	26.2#
91	66.4	19.6	29.4#

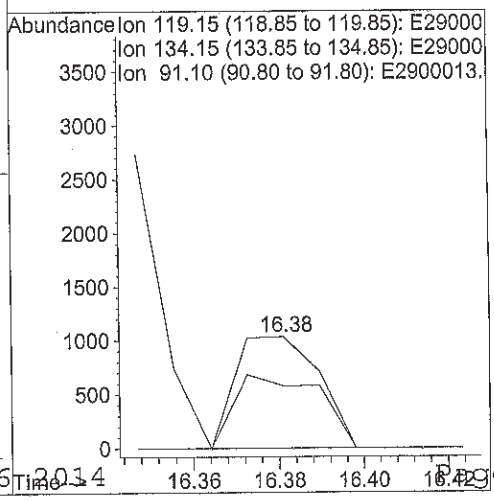

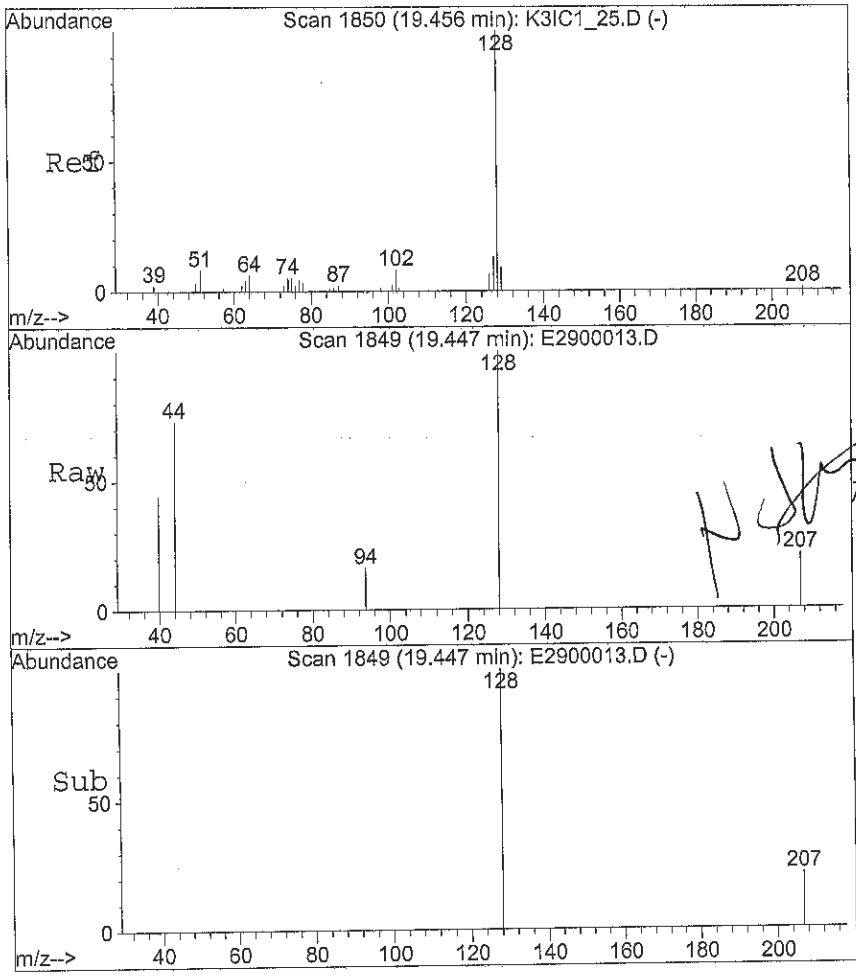

#77
Naphthalene
Concen: 0.52 ug/L
RT: 19.45 min Scan# 1849
Delta R.T. -0.01 min
Lab File: E2900013.D
Acq: 29 May 2014 2:28 pm

Tgt Ion:128 Resp: 7084

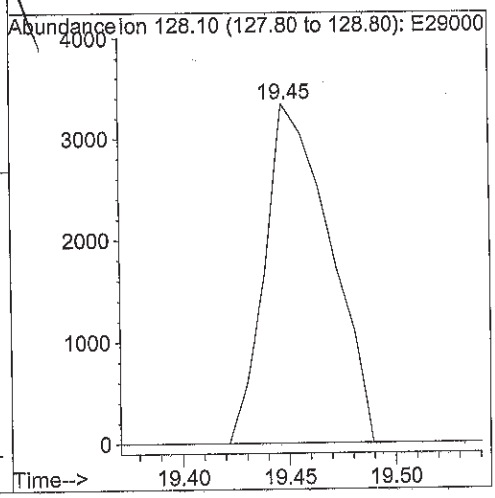

Quantitation Report (Not Reviewed)

Data File : C:\HPCHEM\1\DATA\052914L3\E2900013.D Vial: 4
Acq On : 29 May 2014 2:28 pm Operator: DN
Sample : 3E42901-12 Inst : GC/MS Ins
Misc : 100cc FB-052914 Multiplr: 10.00
MS Integration Params: rteint.p
Quant Time: May 29 15:13 19114 Quant Results File: SS072713.RES

Quant Method : C:\HPCHEM\1\METHODS\SS072713.M (RTE Integrator)
Title : 8260B GC/MS #3 ICAL SSSF 07/27/13 DN
Last Update : Mon Nov 18 10:31:39 2013
Response via : Initial Calibration
DataAcq Meth : MW111313

Internal Standards	R.T.	QIon	Response	Conc	Units	Dev(Min)
1) Fluorobenzene (IS)	10.29	96	1606122	12.50	ug/L	-0.02
7) Chlorobenzene-d5 (IS)	13.91	117	1324344	12.50	ug/L	-0.01
10) 1,4-Dichlorobenzene-d4 (IS	16.51	152	689225	12.50	ug/L	0.00
System Monitoring Compounds						
2) Dibromofluoromethane (SU1)	9.43	113	457486	10.95	ug/L	0.00
Spiked Amount 12.500	Range 75 - 125		Recovery = 87.60%			
3) Chloroform-d (SU6)	9.18	84	744541	12.42	ug/L	0.00
Spiked Amount 12.500	Range 70 - 140		Recovery = 99.36%			
4) Methylene Chloride-d2 (SU5	7.08	86	425140	12.14	ug/L	0.00
Spiked Amount 12.500	Range 70 - 140		Recovery = 97.12%			
5) 1,2-Dichloroethane-d4 (SU2	9.90	65	457628	16.03	ug/L	0.00
Spiked Amount 12.500	Range 75 - 125		Recovery = 128.24%#			
6) Benzene-d6 (SU7)	9.93	84	1477135	11.72	ug/L	-0.02
Spiked Amount 12.500	Range 70 - 140		Recovery = 93.76%			
8) Toluene-d8 (SU3)	12.21	98	1432099	11.40	ug/L	-0.01
Spiked Amount 12.500	Range 75 - 125		Recovery = 91.20%			
9) 4-Bromofluorobenzene (SU4)	15.22	95	721134	13.90	ug/L	-0.01
Spiked Amount 12.500	Range 75 - 125		Recovery = 111.20%			

Target Compounds Qvalue

(#) = qualifier out of range (m) = manual integration

Quantitation Report

Data File : C:\HPCHEM\1\DATA\052914L3\E2900013.D Vial: 4
Acq On : 29 May 2014 2:28 pm Operator: DN
Sample : 3E42901-12 Inst : GC/MS Ins
Misc : 100cc FB-052914 Multiplr: 10.00
MS Integration Params: rteint.p
Quant Time: May 29 15:13 19114 Quant Results File: SS072713.RES

Method : C:\HPCHEM\1\METHODS\SS072713.M (RTE Integrator)
Title : 8260B GC/MS #3 ICAL SSSF 07/27/13 DN
Last Update : Mon Nov 18 10:31:39 2013
Response via : Initial Calibration

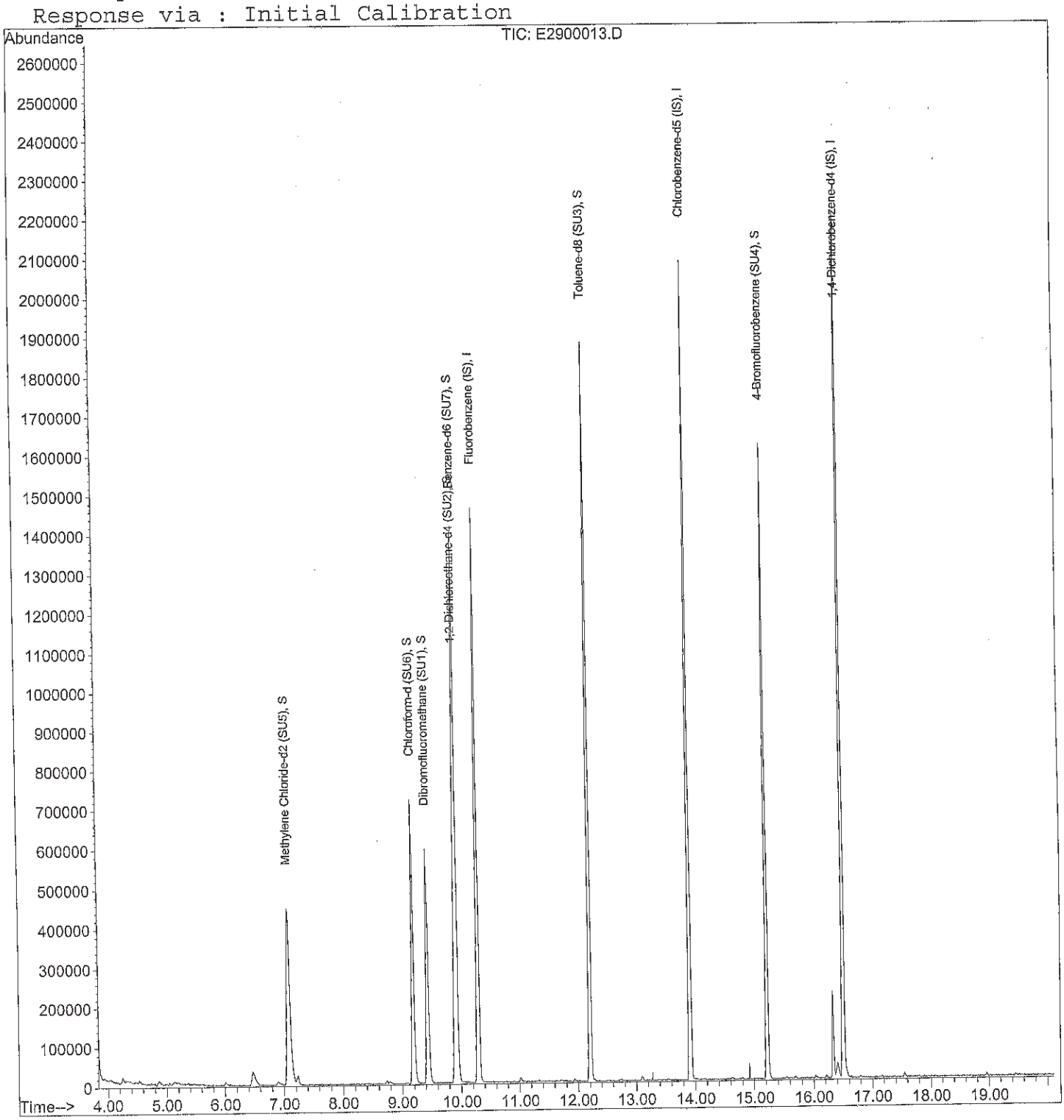

Quantitation Report (QT Reviewed)

Data File : C:\HPCHEM\1\DATA\052914L3\E29LCS02.D Vial: 9
Acq On : 29 May 2014 2:57 pm Operator: DN
Sample : 34E2901-BSD1 Inst : GC/MS Ins
Misc : 20cc 1.25/2.5/12.5 ug/L LCS Multiplr: 1.00
MS Integration Params: rteint.p
Quant Time: May 29 15:32 19114 Quant Results File: MW111313.RES

Quant Method : C:\HPCHEM\1\METHODS\MW111313.M (RTE Integrator)
Title : 8260B GC/MS #3 ICAL 11/13/13 DN
Last Update : Wed Nov 13 19:38:32 2013
Response via : Initial Calibration
DataAcq Meth : MW111313

Internal Standards	R.T.	QIon	Response	Conc	Units	Dev(Min)
1) Fluorobenzene (IS)	10.30	96	1677230	12.50	ug/L	0.00
38) Chlorobenzene-d5 (IS)	13.92	117	1202455	12.50	ug/L	0.00
59) 1,4-Dichlorobenzene-d4 (IS	16.52	152	584740	12.50	ug/L	0.00
System Monitoring Compounds						
2) Dibromofluoromethane (SU1)	9.44	113	469231	11.22	ug/L	0.02
Spiked Amount 12.500	Range 75 - 125		Recovery = 89.76%			
28) 1,2-Dichloroethane-d4 (SU2	9.90	65	448147	11.27	ug/L	0.00
Spiked Amount 12.500	Range 75 - 125		Recovery = 90.16%			
39) Toluene-d8 (SU3)	12.22	98	1412629	12.60	ug/L	0.00
Spiked Amount 12.500	Range 75 - 125		Recovery = 100.80%			
58) 4-Bromofluorobenzene (SU4)	15.22	95	623724	12.68	ug/L	0.00
Spiked Amount 12.500	Range 75 - 125		Recovery = 101.44%			
Target Compounds						Qvalue
3) (F12) Dichlorodifluorometh	4.10	85	55672	1.35	ug/L	97
4) Chloromethane	4.48	50	39411	1.28	ug/L	88
5) Vinyl Chloride	4.60	62	36351	1.23	ug/L	80
6) Bromomethane	5.16	96	27716	1.32	ug/L	96
7) Chloroethane	5.29	64	15857	1.22	ug/L	78
8) (F11) Trichlorofluorometha	5.68	101	66747	1.45	ug/L	90
9) (F113) 1,1,2-Trichloro-tri	6.38	151	40102	1.22	ug/L	94
10) 1,1-Dichloroethene	6.44	96	44806	1.13	ug/L	94
11) Acetone	6.47	58	19639	3.06	ug/L	97
12) (IPA) Leak Check Compound	6.54	45	83783	41.57	ug/L #	87
13) Carbon disulfide	6.86	76	185521	1.33	ug/L	99
14) Methylene Chloride	7.12	84	59448	1.29	ug/L #	63
15) (TBA) tert-Butanol	7.10	59	2334	0.82	ug/L #	77
16) (MTBE) Methyl-t-butyl ethe	7.41	73	89517	0.94	ug/L	98
17) trans-1,2-Dichloroethene	7.49	96	57191	1.27	ug/L	95
18) 1,1-Dichloroethane	8.08	63	79341	1.05	ug/L	98
19) cis-1,2-Dichloroethene	8.84	96	64273	1.23	ug/L	88
21) (MEK) 2-Butanone	8.81	72	4205	0.89	ug/L #	66
22) (DIPE) Diisopropyl Ether	8.02	45	173550	1.32	ug/L	97
23) Bromochloromethane	9.18	128	22819	1.02	ug/L #	85
24) Chloroform	9.23	83	99813	1.14	ug/L	98
25) (ETBE) 2-ethoxy 2-methyl p	8.50	59	113927	0.94	ug/L #	97

(#) = qualifier out of range (m) = manual integration

Quantitation Report (QT Reviewed)

Data File : C:\HPCHEM\1\DATA\052914L3\E29LCS02.D Vial: 9
Acq On : 29 May 2014 2:57 pm Operator: DN
Sample : 34E2901-BSD1 Inst : GC/MS Ins
Misc : 20cc 1.25/2.5/12.5 ug/L LCS Multiplr: 1.00
MS Integration Params: rteint.p
Quant Time: May 29 15:32 19114 Quant Results File: MW111313.RES

Quant Method : C:\HPCHEM\1\METHODS\MW111313.M (RTE Integrator)
Title : 8260B GC/MS #3 ICAL 11/13/13 DN
Last Update : Wed Nov 13 19:38:32 2013
Response via : Initial Calibration
DataAcq Meth : MW111313

Compound	R.T.	QIon	Response	Conc Unit	Qvalue
26) 1,1,1-Trichloroethane	9.51	97	64429	0.93 ug/L	97
27) (TAME) tert-Amyl methyl et	10.01	73	103175	0.98 ug/L	96
29) 1,1-Dichloropropene	9.70	75	75972	1.17 ug/L	100
30) Carbon Tetrachloride	13.90	117	66562	1.18 ug/L	99
31) Benzene	9.99	78	192057	1.22 ug/L #	93
32) 1,2-Dichloroethane	10.00	62	64418	1.15 ug/L	97
33) Trichloroethene	10.76	130	64001	1.26 ug/L	96
34) 1,2-Dichloropropane	11.06	63	50008	1.33 ug/L	95
35) Dibromomethane	11.21	93	37518	1.27 ug/L	97
36) Bromodichloromethane	11.36	83	63154	1.06 ug/L	98
37) cis-1,3-Dichloropropene	11.88	75	60069	0.93 ug/L #	93
40) (MIBK) 4-Methyl-2-Pentanon	12.12	43	7742	0.32 ug/L #	100
41) Toluene	12.29	91	205399	1.25 ug/L	99
42) trans-1,3-Dichloropropene	12.51	75	43779	0.81 ug/L	84
43) 1,1,2-Trichloroethane	12.76	83	38667	1.31 ug/L	93
44) Tetrachloroethene	12.95	164	64777	1.12 ug/L	95
45) 1,3-Dichloropropane	12.97	76	69463	1.23 ug/L	97
46) 2-Hexanone	12.98	43	25391	0.97 ug/L	99
47) Dibromochloromethane	13.26	129	50787	1.20 ug/L	96
48) 1,2-Dibromoethane	13.43	107	50197	1.31 ug/L	100
49) Chlorobenzene	13.96	112	140913	1.28 ug/L	97
50) 1,1,1,2-Tetrachloroethane	14.03	131	45573	1.16 ug/L	96
51) Ethylbenzene	14.03	91	235306	1.26 ug/L	98
52) m,p-Xylenes	14.15	106	178441	2.69 ug/L	91
53) o-Xylene	14.62	106	89510	1.37 ug/L	92
54) Styrene	14.63	104	135063	1.42 ug/L	97
55) Bromoform	14.91	173	27447	1.14 ug/L #	98
56) Isopropylbenzene	15.00	105	233133	1.30 ug/L	99
57) 1,2,3-Trichloropropane	15.43	75	57600	1.18 ug/L #	1
60) 1,1,2,2-Tetrachloroethane	15.34	83	54071	1.28 ug/L	99
61) Bromobenzene	15.44	156	60756	1.32 ug/L	90
62) n-Propylbenzene	15.46	91	298005	1.26 ug/L	97
63) 2-Chlorotoluene	15.62	91	185571	1.27 ug/L	99
64) 1,3,5-Trimethylbenzene	15.63	105	179157	1.23 ug/L	98
65) 4-Chlorotoluene	15.73	91	180327	1.34 ug/L	99
66) tert-Butylbenzene	16.02	119	153304	1.23 ug/L	93
67) 1,2,4-Trimethylbenzene	16.06	105	189335	1.25 ug/L	96

(#) = qualifier out of range (m) = manual integration

Data File : C:\HPCHEM\1\DATA\052914L3\E29LCS02.D Vial: 9
Acq On : 29 May 2014 2:57 pm Operator: DN
Sample : 34E2901-BSD1 Inst : GC/MS Ins
Misc : 20cc 1.25/2.5/12.5 ug/L LCS Multiplr: 1.00
MS Integration Params: rteint.p
Quant Time: May 29 15:32 19114 Quant Results File: MW111313.RES

Quant Method : C:\HPCHEM\1\METHODS\MW111313.M (RTE Integrator)
Title : 8260B GC/MS #3 ICAL 11/13/13 DN
Last Update : Wed Nov 13 19:38:32 2013
Response via : Initial Calibration
DataAcq Meth : MW111313

	Compound	R.T.	QIon	Response	Conc Unit		Qvalue
68)	sec-Butylbenzene	16.26	105	258701	1.32 ug/L		99
69)	p-Isopropyltoluene	16.38	119	198948	1.24 ug/L		95
70)	1,3-Dichlorobenzene	16.45	146	112235	1.30 ug/L		97
71)	1,4-Dichlorobenzene	16.54	146	111187	1.29 ug/L		98
72)	n-Butylbenzene	16.85	91	212110	1.26 ug/L		98
73)	1,2-Dichlorobenzene	16.99	146	97695	1.27 ug/L		99
74)	1,2-Dibromo-3-chloropropan	17.93	75	7084	1.12 ug/L	#	76
75)	1,2,4-Trichlorobenzene	19.04	180	64769	1.24 ug/L		99
76)	Hexachlorobutadiene	19.20	225	30609	1.30 ug/L		98
77)	Naphthalene	19.46	128	122813	1.06 ug/L		100
78)	Hexachloroethane	17.30	201	20579	1.22 ug/L		93
79)	1,2,3-Trichlorobenzene	19.82	180	56547	1.14 ug/L		93

(#) = qualifier out of range (m) = manual integration

Quantitation Report

Data File : C:\HPCHEM\1\DATA\052914L3\E29LCS02.D Vial: 9
Acq On : 29 May 2014 2:57 pm Operator: DN
Sample : 34E2901-BSD1 Inst : GC/MS Ins
Misc : 20cc 1.25/2.5/12.5 ug/L LCS Multiplr: 1.00
MS Integration Params: rteint.p
Quant Time: May 29 15:32 19114 Quant Results File: MW111313.RES

Method : C:\HPCHEM\1\METHODS\MW111313.M (RTE Integrator)
Title : 8260B GC/MS #3 ICAL 11/13/13 DN
Last Update : Wed Nov 13 19:38:32 2013
Response via : Initial Calibration

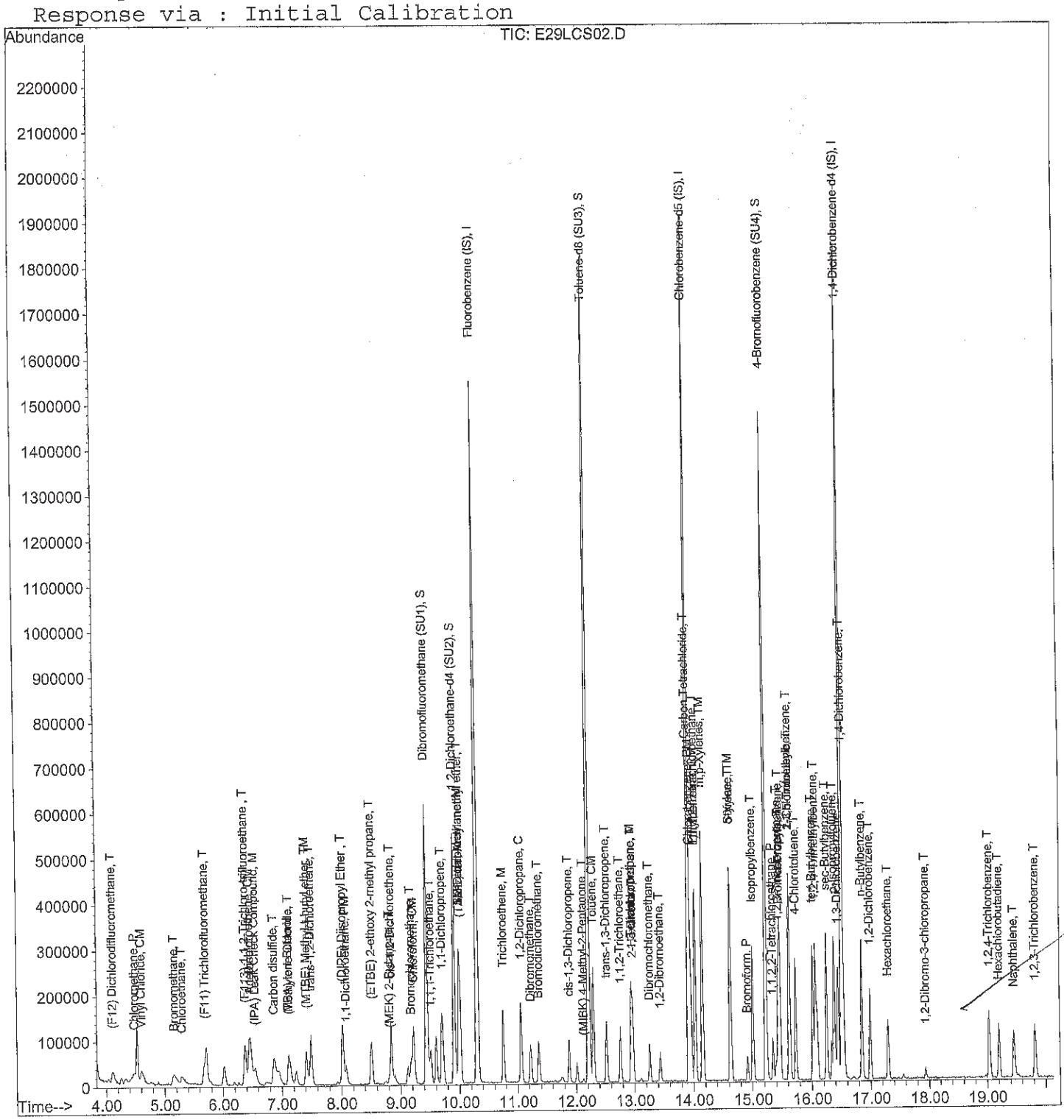

ENVIRONMENTAL SUPPORT TECHNOLOGIES

16510 Aston St. Irvine, CA 92606
Tel (949) 679-9500 Fax (949) 679-9501

www.est-inc.com

SOIL GAS SURVEY
SANTA SUSANA FIELD LABORATORY:
DEPARTMENT OF ENERGY
5800 WOOLSEY CANYON ROAD
CANOGA PARK, CA

LEVEL IV DATA PACKAGE

MWH AMERICAS
2121 NORTH CALIFORNIA BLVD.
SUITE 600
WALNUT CREEK, CA

EST2754
May 30, 2014

EST
ENVIRONMENTAL SUPPORT TECHNOLOGIES

Table of Contents

1 Chain-of-Custody

2 Sample Results with Analysis and Extractions Preparation Dates

3 Summary of Initial Calibration

4 Continuing Calbration Verification

5 Summary of Internal Standards

6 Instrument Tuning

7 Injection Log

8 Sample Log Sheet

9 Case Narrative

10 Raw Data for QC Samples and Initial Calibration, Duplicate Samples (DS)

11 Raw Data for QC Samples and Initial Calibration, Laboratory Control Samples (LCS)

12 Raw Data for QC Samples and Initial Calibration, Blank

13 Raw Data for Analyzed Samples Including Chromatograms, Quantitation Reports and Spectra

CHAIN-OF-CUSTODY

CHAIN-OF-CUSTODY RECORD

Environmental Support Technologies
16510 Aston St., Irvine, CA 92606 · Tel (949) 679-9500 · Fax (949) 679-9501

Client: MWH Americas
Address: 250 North Madison Avenue
Pasadena, Ca
Project Manager: Sarah Von Raesfield

Sampler Name: Ashley Flores
EST Project#: **EST2754**
Site Location: SSFL
Phone: ( )

Custody Seals: _____
Email:

Turnaround Time:
(Check one)

Normal:

Rush: X

Sample Receipt

Intact: Yes: X No:

On Ice: Yes: No: X N/A

Custody Seals: Yes: No: X

N/A (Received on Site):

Sample Name	Sample Matrix	Container Type	# of Container	Sampling Date	Sampling Time	Preservative Type	Purge Volume (ml)	Vacuum (inches of H_2O)	8260B VOC's 0.02 RL						Special Instructions
Equipment Blank	Air	Glass Bulb	1	5/30/2014	755	Surr			X						Bulb # 8
SVL-546-SA5D-SV-5.0-6.0	Air	Glass Bulb	1	5/30/2014	746	Surr			X						Bulb # 2
SVL-846-SA5D-SV-5.0-6.0	Air	Glass Bulb	1	5/30/2014	746	Surr			X						Bulb # 13
SVL-546-SA5D-SV-10.0-11.0	Air	Glass Bulb	1	5/30/2014	819	Surr			X						Bulb # 11
SVL-546-SA5D-SV-16.0-17.0	Air	Glass Bulb	1	5/30/2014	900	Surr			X						Bulb # 9
SVL-550-SA5D-SV-5.0-6.0	Air	Glass Bulb	1	5/30/2014	939	Surr			X						Bulb # 12
SVL-550-SA5D-SV-11.0-12.0	Air	Glass Bulb	1	5/30/2014	1007	Surr			X						Bulb # 7
SVL-550-SA5D-SV-17.0-18.0	Air	Glass Bulb	1	5/30/2014	1042	Surr			X						Bulb # 6
FB-~~052914~~ 05314 (D)	Air	Glass Bulb	1	5/30/2014	1109	Surr			X						Bulb # 1

Relinquished by: (Signature) Date/Time: 05/30/14

Relinquished by: (Signature) Date/Time:

Received by: Date/Time:

Received by: Date/Time:

SAMPLE RESULTS WITH ANALYSIS AND EXTRACTIONS PREPARATION DATES

June 04, 2013

Sarah Von Raesfield

MWH Americas, Inc.

250 No. Madison Avenue

Pasadena, CA 91107

RE: Santa Susana Field Laboratory, Canoga Park

Enclosed are the results of analyses for soil gas samples received by Environmental Support Technologies laboratory on 05/40/13 13:06. The analyses were performed according to the prescribed method as outlined by EPA 8260B. A shut in test was performed, leak test was performed, equipment blank was run, and selected purge volume was 4PV. If you have any questions concerning this report, please feel free to contact Project Manager.

Sincerely,

Ashley Flores

Ashley Flores

Project Manager

Environmental Support Technologies laboratories are certified by the California Department of Health Services (CDHS), Environmental Laboratory Accreditation Program (ELAP) No's. 2772, 2774, and 2767.

16510 Aston Street, Irvine, California 92606
Telephone: (939) 679-9500 Fax: (939) 679-9501

MWH Americas, Inc.
250 No. Madison Avenue
Pasadena, CA 91107

Project: Santa Susana Field Laboratory, Canoga Park
Project Number: EST2753
Project Manager: Sarah Von Raesfield

Reported:
04-Jun-13 13:57

ANALYTICAL REPORT FOR SAMPLES

Sample ID	Laboratory ID	Matrix	Date Sampled	Date Analyzed
Equipment Blank	4E34001-01	Air	40-May-13 07:55	40-May-13 08:15
SVL-536-SA5D-SV-5.0-6.0	4E34001-02	Air	40-May-13 07:36	40-May-13 08:33
SVL-836-SA5D-SV-5.0-6.0	4E34001-04	Air	40-May-13 07:36	40-May-13 09:51
SVL-536-SA5D-SV-10.0-11.0	4E34001-03	Air	40-May-13 08:19	40-May-13 10:23
SVL-536-SA5D-SV-16.0-17.0	4E34001-05	Air	40-May-13 09:00	40-May-13 10:57
SVL-550-SA5D-SV-5.0-6.0	4E34001-06	Air	40-May-13 09:49	40-May-13 11:29
SVL-550-SA5D-SV-11.0-12.0	4E34001-07	Air	40-May-13 10:07	40-May-13 12:00
SVL-550-SA5D-SV-17.0-18.0	4E34001-08	Air	40-May-13 10:32	40-May-13 12:44
FB-054013	4E34001-09	Air	40-May-13 11:09	40-May-13 14:01

The results in this report apply to the samples analyzed in accordance with the chain of custody document. This analytical report must be reproduced in its entirety.

MWH Americas, Inc. 250 No. Madison Avenue Pasadena, CA 91107	Project: Santa Susana Field Laboratory, Canoga Park Project Number: EST2753 Project Manager: Sarah Von Raesfield	**Reported:** 04-Jun-13 13:57

Volatile Organic Compounds

Environmental Support Technologies

Analyte	Result	Reporting Limit	Units	Dilution	Batch	Prepared	Analyzed	Method	Notes
Equipment Blank (3E43001-01) Air Sampled: 05/30/14 07:55 Analyzed: 05/30/14 08:15									
1,1,1,2-Tetrachloroethane	ND	0.020	ug/l	1	43E4001	05/40/13	05/40/13	EPA 8260B	
1,1,1-Trichloroethane	ND	0.020	"	"	"	"	"	"	
1,1,2,2-Tetrachloroethane	ND	0.020	"	"	"	"	"	"	
1,1,2-Trichloro-trifluoroethane	ND	0.020	"	"	"	"	"	"	
1,1,2-Trichloroethane	ND	0.020	"	"	"	"	"	"	
1,1-Dichloroethane	ND	0.020	"	"	"	"	"	"	
1,1-Dichloroethene	ND	0.020	"	"	"	"	"	"	
1,2-Dichloroethane	ND	0.020	"	"	"	"	"	"	
Benzene	ND	0.020	"	"	"	"	"	"	
cis-1,2-Dichloroethene	ND	0.020	"	"	"	"	"	"	
Carbon tetrachloride	ND	0.020	"	"	"	"	"	"	
Chloroethane	ND	0.020	"	"	"	"	"	"	
Chloroform	ND	0.020	"	"	"	"	"	"	
Dichlorodifluoromethane	ND	0.020	"	"	"	"	"	"	
Ethylbenzene	ND	0.020	"	"	"	"	"	"	
Methylene Chloride	ND	0.020	"	"	"	"	"	"	
ortho-Xylene	ND	0.020	"	"	"	"	"	"	
meta- and para-Xylenes	ND	0.020	"	"	"	"	"	"	
trans-1,2-Dichloroethene	ND	0.020	"	"	"	"	"	"	
Tetrachloroethene	ND	0.020	"	"	"	"	"	"	
Toluene	ND	0.020	"	"	"	"	"	"	
Trichloroethene	ND	0.020	"	"	"	"	"	"	
Trichlorofluoromethane	ND	0.020	"	"	"	"	"	"	
Vinyl Chloride	ND	0.020	"	"	"	"	"	"	
2urroSateg: ibromofluoromethane		*90.0 1*		*%75-07*	"	"	"	"	
2urroSateg Toluene5d14		*9D8 1*		*%75-07*	"	"	"	"	
2urroSateg D56romofluorobenzene		*-B8 1*		*%75-07*	"	"	"	"	
2urroSateg 6enzene5d8		*9B.- 1*		*%B5-DB*	"	"	"	"	
2urroSateg Chloroform5d		*97.0 1*		*%B5-DB*	"	"	"	"	
2urroSateg Methylene chloride5d0		*9DD1*		*%B5-DB*	"	"	"	"	

The results in this report apply to the samples analyzed in accordance with the chain of custody document. This analytical report must be reproduced in its entirety.

MWH Americas, Inc. 250 No. Madison Avenue Pasadena, CA 91107	Project: Santa Susana Field Laboratory, Canoga Park Project Number: EST2753 Project Manager: Sarah Von Raesfield	**Reported:** 04-Jun-13 13:57

Volatile Organic Compounds

Environmental Support Technologies

Analyte	Result	Reporting Limit	Units	Dilution	Batch	Prepared	Analyzed	Method	Notes
SVL-546-SA5D-SV-5.0-6.0 (3E43001-02) Air Sampled: 05/30/14 07:46 Analyzed: 05/30/14 08:44									
1,1,1,2-Tetrachloroethane	ND	0.020	ug/l	1	43E4001	05/40/13	05/40/13	EPA 8260B	
1,1,1-Trichloroethane	ND	0.020	"	"	"	"	"	"	
1,1,2,2-Tetrachloroethane	ND	0.020	"	"	"	"	"	"	
1,1,2-Trichloro-trifluoroethane	ND	0.020	"	"	"	"	"	"	
1,1,2-Trichloroethane	ND	0.020	"	"	"	"	"	"	
1,1-Dichloroethane	ND	0.020	"	"	"	"	"	"	
1,1-Dichloroethene	ND	0.020	"	"	"	"	"	"	
1,2-Dichloroethane	ND	0.020	"	"	"	"	"	"	
Benzene	ND	0.020	"	"	"	"	"	"	
cis-1,2-Dichloroethene	ND	0.020	"	"	"	"	"	"	
Carbon tetrachloride	ND	0.020	"	"	"	"	"	"	
Chloroethane	ND	0.020	"	"	"	"	"	"	
Chloroform	ND	0.020	"	"	"	"	"	"	
Dichlorodifluoromethane	ND	0.020	"	"	"	"	"	"	
Ethylbenzene	ND	0.020	"	"	"	"	"	"	
Methylene Chloride	ND	0.020	"	"	"	"	"	"	
ortho-Xylene	ND	0.020	"	"	"	"	"	"	
meta- and para-Xylenes	**0.011**	0.020	"	"	"	"	"	"	J
trans-1,2-Dichloroethene	ND	0.020	"	"	"	"	"	"	
Tetrachloroethene	ND	0.020	"	"	"	"	"	"	
Toluene	**0.013**	0.020	"	"	"	"	"	"	J
Trichloroethene	ND	0.020	"	"	"	"	"	"	
Trichlorofluoromethane	ND	0.020	"	"	"	"	"	"	
Vinyl Chloride	ND	0.020	"	"	"	"	"	"	
2urroSateg: ibromofluoromethane		*90.%1*		*%75-07*	"	"	"	"	
2urroSateg Toluene5d4		*9%B 1*		*%75-07*	"	"	"	"	
2urroSateg D56romofluorobenzene		*--B 1*		*%75-07*	"	"	"	"	
2urroSateg 6enzene5d8		*48.8 1*		*%B5-DB*	"	"	"	"	
2urroSateg Chloroform5d		*97.B 1*		*%B5-DB*	"	"	"	"	
2urroSateg Methylene chloride5d0		*9-.B 1*		*%B5-DB*	"	"	"	"	

The results in this report apply to the samples analyzed in accordance with the chain of custody document. This analytical report must be reproduced in its entirety.

MWH Americas, Inc. 250 No. Madison Avenue Pasadena, CA 91107	Project: Santa Susana Field Laboratory, Canoga Park Project Number: EST2753 Project Manager: Sarah Von Raesfield	**Reported:** 04-Jun-13 13:57

Volatile Organic Compounds

Environmental Support Technologies

Analyte	Result	Reporting Limit	Units	Dilution	Batch	Prepared	Analyzed	Method	Notes
SVL-846-SA5D-SV-5.0-6.0 (3E43001-03) Air	**Sampled: 05/30/14 07:46**	**Analyzed: 05/30/14 09:51**							
1,1,1,2-Tetrachloroethane	ND	0.020	ug/l	1	43E4001	05/40/13	05/40/13	EPA 8260B	
1,1,1-Trichloroethane	ND	0.020	"	"	"	"	"	"	
1,1,2,2-Tetrachloroethane	ND	0.020	"	"	"	"	"	"	
1,1,2-Trichloro-trifluoroethane	ND	0.020	"	"	"	"	"	"	
1,1,2-Trichloroethane	ND	0.020	"	"	"	"	"	"	
1,1-Dichloroethane	ND	0.020	"	"	"	"	"	"	
1,1-Dichloroethene	ND	0.020	"	"	"	"	"	"	
1,2-Dichloroethane	ND	0.020	"	"	"	"	"	"	
Benzene	ND	0.020	"	"	"	"	"	"	
cis-1,2-Dichloroethene	ND	0.020	"	"	"	"	"	"	
Carbon tetrachloride	ND	0.020	"	"	"	"	"	"	
Chloroethane	ND	0.020	"	"	"	"	"	"	
Chloroform	ND	0.020	"	"	"	"	"	"	
Dichlorodifluoromethane	ND	0.020	"	"	"	"	"	"	
Ethylbenzene	ND	0.020	"	"	"	"	"	"	
Methylene Chloride	ND	0.020	"	"	"	"	"	"	
ortho-Xylene	ND	0.020	"	"	"	"	"	"	
meta- and para-Xylenes	**0.0094**	0.020	"	"	"	"	"	"	J
trans-1,2-Dichloroethene	ND	0.020	"	"	"	"	"	"	
Tetrachloroethene	ND	0.020	"	"	"	"	"	"	
Toluene	**0.013**	0.020	"	"	"	"	"	"	J
Trichloroethene	ND	0.020	"	"	"	"	"	"	
Trichlorofluoromethane	ND	0.020	"	"	"	"	"	"	
Vinyl Chloride	ND	0.020	"	"	"	"	"	"	
2urroSateg: ibromofluoromethane		*93.4 1*		*%75-07*	"	"	"	"	
2urroSateg Toluene5d4		*98.3 1*		*%75-07*	"	"	"	"	
2urroSateg D56romofluorobenzene		*--B 1*		*%75-07*	"	"	"	"	
2urroSateg 6enzene5d8		*4%0 1*		*%B5-DB*	"	"	"	"	
2urroSateg Chloroform5d		*97.B 1*		*%B5-DB*	"	"	"	"	
2urroSateg Methylene chloride5d0		*93.4 1*		*%B5-DB*	"	"	"	"	

The results in this report apply to the samples analyzed in accordance with the chain of custody document. This analytical report must be reproduced in its entirety.

MWH Americas, Inc. 250 No. Madison Avenue Pasadena, CA 91107	Project: Santa Susana Field Laboratory, Canoga Park Project Number: EST2753 Project Manager: Sarah Von Raesfield	**Reported:** 04-Jun-13 13:57

Volatile Organic Compounds

Environmental Support Technologies

Analyte	Result	Reporting Limit	Units	Dilution	Batch	Prepared	Analyzed	Method	Notes
SVL-546-SA5D-SV-10.0-11.0 (3E43001-04) Air	**Sampled: 05/30/14 08:19**		**Analyzed: 05/30/14 10:24**						
1,1,1,2-Tetrachloroethane	ND	0.020	ug/l	1	43E4001	05/40/13	05/40/13	EPA 8260B	
1,1,1-Trichloroethane	ND	0.020	"	"	"	"	"	"	
1,1,2,2-Tetrachloroethane	ND	0.020	"	"	"	"	"	"	
1,1,2-Trichloro-trifluoroethane	ND	0.020	"	"	"	"	"	"	
1,1,2-Trichloroethane	ND	0.020	"	"	"	"	"	"	
1,1-Dichloroethane	ND	0.020	"	"	"	"	"	"	
1,1-Dichloroethene	ND	0.020	"	"	"	"	"	"	
1,2-Dichloroethane	ND	0.020	"	"	"	"	"	"	
Benzene	ND	0.020	"	"	"	"	"	"	
cis-1,2-Dichloroethene	ND	0.020	"	"	"	"	"	"	
Carbon tetrachloride	ND	0.020	"	"	"	"	"	"	
Chloroethane	ND	0.020	"	"	"	"	"	"	
Chloroform	ND	0.020	"	"	"	"	"	"	
Dichlorodifluoromethane	ND	0.020	"	"	"	"	"	"	
Ethylbenzene	ND	0.020	"	"	"	"	"	"	
Methylene Chloride	ND	0.020	"	"	"	"	"	"	
ortho-Xylene	ND	0.020	"	"	"	"	"	"	
meta- and para-Xylenes	ND	0.020	"	"	"	"	"	"	
trans-1,2-Dichloroethene	ND	0.020	"	"	"	"	"	"	
Tetrachloroethene	ND	0.020	"	"	"	"	"	"	
Toluene	**0.010**	0.020	"	"	"	"	"	"	J
Trichloroethene	ND	0.020	"	"	"	"	"	"	
Trichlorofluoromethane	ND	0.020	"	"	"	"	"	"	
Vinyl Chloride	ND	0.020	"	"	"	"	"	"	
2urroSateg: ibromofluoromethane		*9D- 1*		*%75-07*	"	"	"	"	
2urroSateg Toluene5d4		*97.8 1*		*%75-07*	"	"	"	"	
2urroSateg D56romofluorobenzene		*--0 1*		*%75-07*	"	"	"	"	
2urroSateg 6enzene5d8		*49.B 1*		*%B5-DB*	"	"	"	"	
2urroSateg Chloroform5d		*98.0 1*		*%B5-DB*	"	"	"	"	
2urroSateg Methylene chloride5d0		*9-.B 1*		*%B5-DB*	"	"	"	"	

The results in this report apply to the samples analyzed in accordance with the chain of custody document. This analytical report must be reproduced in its entirety.

MWH Americas, Inc. 250 No. Madison Avenue Pasadena, CA 91107	Project: Santa Susana Field Laboratory, Canoga Park Project Number: EST2753 Project Manager: Sarah Von Raesfield	**Reported:** 04-Jun-13 13:57

Volatile Organic Compounds

Environmental Support Technologies

Analyte	Result	Reporting Limit	Units	Dilution	Batch	Prepared	Analyzed	Method	Notes
SVL-546-SA5D-SV-16.0-17.0 (3E43001-05) Air	**Sampled: 05/30/14 09:00**		**Analyzed: 05/30/14 10:57**						
1,1,1,2-Tetrachloroethane	ND	0.020	ug/l	1	43E4001	05/40/13	05/40/13	EPA 8260B	
1,1,1-Trichloroethane	ND	0.020	"	"	"	"	"	"	
1,1,2,2-Tetrachloroethane	ND	0.020	"	"	"	"	"	"	
1,1,2-Trichloro-trifluoroethane	ND	0.020	"	"	"	"	"	"	
1,1,2-Trichloroethane	ND	0.020	"	"	"	"	"	"	
1,1-Dichloroethane	ND	0.020	"	"	"	"	"	"	
1,1-Dichloroethene	ND	0.020	"	"	"	"	"	"	
1,2-Dichloroethane	ND	0.020	"	"	"	"	"	"	
Benzene	ND	0.020	"	"	"	"	"	"	
cis-1,2-Dichloroethene	ND	0.020	"	"	"	"	"	"	
Carbon tetrachloride	ND	0.020	"	"	"	"	"	"	
Chloroethane	ND	0.020	"	"	"	"	"	"	
Chloroform	ND	0.020	"	"	"	"	"	"	
Dichlorodifluoromethane	ND	0.020	"	"	"	"	"	"	
Ethylbenzene	ND	0.020	"	"	"	"	"	"	
Methylene Chloride	ND	0.020	"	"	"	"	"	"	
ortho-Xylene	ND	0.020	"	"	"	"	"	"	
meta- and para-Xylenes	ND	0.020	"	"	"	"	"	"	
trans-1,2-Dichloroethene	ND	0.020	"	"	"	"	"	"	
Tetrachloroethene	ND	0.020	"	"	"	"	"	"	
Toluene	**0.0044**	0.020	"	"	"	"	"	"	J
Trichloroethene	ND	0.020	"	"	"	"	"	"	
Trichlorofluoromethane	ND	0.020	"	"	"	"	"	"	
Vinyl Chloride	ND	0.020	"	"	"	"	"	"	
2urroSateg: ibromofluoromethane		*9D7 1*		*%75-07*	"	"	"	"	
2urroSateg Toluene5d4		*9D7 1*		*%75-07*	"	"	"	"	
2urroSateg D56romofluorobenzene		*--0 1*		*%75-07*	"	"	"	"	
2urroSateg 6enzene5d8		*90.B 1*		*%B5-DB*	"	"	"	"	
2urroSateg Chloroform5d		*-B- 1*		*%B5-DB*	"	"	"	"	
2urroSateg Methylene chloride5d0		*99.9 1*		*%B5-DB*	"	"	"	"	

The results in this report apply to the samples analyzed in accordance with the chain of custody document. This analytical report must be reproduced in its entirety.

MWH Americas, Inc. 250 No. Madison Avenue Pasadena, CA 91107	Project: Santa Susana Field Laboratory, Canoga Park Project Number: EST2753 Project Manager: Sarah Von Raesfield	**Reported:** 04-Jun-13 13:57

Volatile Organic Compounds

Environmental Support Technologies

Analyte	Result	Reporting Limit	Units	Dilution	Batch	Prepared	Analyzed	Method	Notes
SVL-550-SA5D-SV-5.0-6.0 (3E43001-06) Air Sampled: 05/30/14 09:39 Analyzed: 05/30/14 11:29									
1,1,1,2-Tetrachloroethane	ND	0.020	ug/l	1	43E4001	05/40/13	05/40/13	EPA 8260B	
1,1,1-Trichloroethane	ND	0.020	"	"	"	"	"	"	
1,1,2,2-Tetrachloroethane	ND	0.020	"	"	"	"	"	"	
1,1,2-Trichloro-trifluoroethane	ND	0.020	"	"	"	"	"	"	
1,1,2-Trichloroethane	ND	0.020	"	"	"	"	"	"	
1,1-Dichloroethane	ND	0.020	"	"	"	"	"	"	
1,1-Dichloroethene	ND	0.020	"	"	"	"	"	"	
1,2-Dichloroethane	ND	0.020	"	"	"	"	"	"	
Benzene	ND	0.020	"	"	"	"	"	"	
cis-1,2-Dichloroethene	ND	0.020	"	"	"	"	"	"	
Carbon tetrachloride	ND	0.020	"	"	"	"	"	"	
Chloroethane	ND	0.020	"	"	"	"	"	"	
Chloroform	ND	0.020	"	"	"	"	"	"	
Dichlorodifluoromethane	ND	0.020	"	"	"	"	"	"	
Ethylbenzene	ND	0.020	"	"	"	"	"	"	
Methylene Chloride	ND	0.020	"	"	"	"	"	"	
ortho-Xylene	ND	0.020	"	"	"	"	"	"	
meta- and para-Xylenes	ND	0.020	"	"	"	"	"	"	
trans-1,2-Dichloroethene	ND	0.020	"	"	"	"	"	"	
Tetrachloroethene	ND	0.020	"	"	"	"	"	"	
Toluene	ND	0.020	"	"	"	"	"	"	
Trichloroethene	ND	0.020	"	"	"	"	"	"	
Trichlorofluoromethane	ND	0.020	"	"	"	"	"	"	
Vinyl Chloride	ND	0.020	"	"	"	"	"	"	
2urroSateg: ibromofluoromethane		*9-.7 1*		*%75-07*		*"*	*"*	*"*	
2urroSateg Toluene5d4		*9D- 1*		*%75-07*		*"*	*"*	*"*	
2urroSateg D56romofluorobenzene		*-B9 1*		*%75-07*		*"*	*"*	*"*	
2urroSateg 6enzene5d8		*4D4 1*		*%B5-DB*		*"*	*"*	*"*	
2urroSateg Chloroform5d		*9B.%1*		*%B5-DB*		*"*	*"*	*"*	
2urroSateg Methylene chloride5d0		*4%9 1*		*%B5-DB*		*"*	*"*	*"*	

The results in this report apply to the samples analyzed in accordance with the chain of custody document. This analytical report must be reproduced in its entirety.

MWH Americas, Inc. 250 No. Madison Avenue Pasadena, CA 91107	Project: Santa Susana Field Laboratory, Canoga Park Project Number: EST2753 Project Manager: Sarah Von Raesfield	**Reported:** 04-Jun-13 13:57

Volatile Organic Compounds

Environmental Support Technologies

Analyte	Result	Reporting Limit	Units	Dilution	Batch	Prepared	Analyzed	Method	Notes
SVL-550-SA5D-SV-11.0-12.0 (3E43001-07) Air	**Sampled: 05/30/14 10:07**		**Analyzed: 05/30/14 12:00**						
1,1,1,2-Tetrachloroethane	ND	0.020	ug/l	1	43E4001	05/40/13	05/40/13	EPA 8260B	
1,1,1-Trichloroethane	ND	0.020	"	"	"	"	"	"	
1,1,2,2-Tetrachloroethane	ND	0.020	"	"	"	"	"	"	
1,1,2-Trichloro-trifluoroethane	ND	0.020	"	"	"	"	"	"	
1,1,2-Trichloroethane	ND	0.020	"	"	"	"	"	"	
1,1-Dichloroethane	ND	0.020	"	"	"	"	"	"	
1,1-Dichloroethene	ND	0.020	"	"	"	"	"	"	
1,2-Dichloroethane	ND	0.020	"	"	"	"	"	"	
Benzene	ND	0.020	"	"	"	"	"	"	
cis-1,2-Dichloroethene	ND	0.020	"	"	"	"	"	"	
Carbon tetrachloride	ND	0.020	"	"	"	"	"	"	
Chloroethane	ND	0.020	"	"	"	"	"	"	
Chloroform	ND	0.020	"	"	"	"	"	"	
Dichlorodifluoromethane	ND	0.020	"	"	"	"	"	"	
Ethylbenzene	**0.0088**	0.020	"	"	"	"	"	"	J
Methylene Chloride	ND	0.020	"	"	"	"	"	"	
ortho-Xylene	ND	0.020	"	"	"	"	"	"	
meta- and para-Xylenes	**0.030**	0.020	"	"	"	"	"	"	
trans-1,2-Dichloroethene	ND	0.020	"	"	"	"	"	"	
Tetrachloroethene	ND	0.020	"	"	"	"	"	"	
Toluene	**0.028**	0.020	"	"	"	"	"	"	
Trichloroethene	ND	0.020	"	"	"	"	"	"	
Trichlorofluoromethane	ND	0.020	"	"	"	"	"	"	
Vinyl Chloride	ND	0.020	"	"	"	"	"	"	
2urroSateg: ibromofluoromethane		*93.3 1*		*%75-07*	"	"	"	"	
2urroSateg Toluene5d4		*9-.B 1*		*%75-07*	"	"	"	"	
2urroSateg D56romofluorobenzene		*--- 1*		*%75-07*	"	"	"	"	
2urroSateg 6enzene5d8		*93.D1*		*%B5-DB*	"	"	"	"	
2urroSateg Chloroform5d		*-B0 1*		*%B5-DB*	"	"	"	"	
2urroSateg Methylene chloride5d0		*-BB 1*		*%B5-DB*	"	"	"	"	

The results in this report apply to the samples analyzed in accordance with the chain of custody document. This analytical report must be reproduced in its entirety.

MWH Americas, Inc. 250 No. Madison Avenue Pasadena, CA 91107	Project: Santa Susana Field Laboratory, Canoga Park Project Number: EST2753 Project Manager: Sarah Von Raesfield	**Reported:** 04-Jun-13 13:57

Volatile Organic Compounds

Environmental Support Technologies

Analyte	Result	Reporting Limit	Units	Dilution	Batch	Prepared	Analyzed	Method	Notes
SVL-550-SA5D-SV-17.0-18.0 (3E43001-08) Air	**Sampled: 05/30/14 10:42**		**Analyzed: 05/30/14 12:33**						
1,1,1,2-Tetrachloroethane	ND	0.020	ug/l	1	43E4001	05/40/13	05/40/13	EPA 8260B	
1,1,1-Trichloroethane	ND	0.020	"	"	"	"	"	"	
1,1,2,2-Tetrachloroethane	ND	0.020	"	"	"	"	"	"	
1,1,2-Trichloro-trifluoroethane	ND	0.020	"	"	"	"	"	"	
1,1,2-Trichloroethane	ND	0.020	"	"	"	"	"	"	
1,1-Dichloroethane	ND	0.020	"	"	"	"	"	"	
1,1-Dichloroethene	ND	0.020	"	"	"	"	"	"	
1,2-Dichloroethane	ND	0.020	"	"	"	"	"	"	
Benzene	ND	0.020	"	"	"	"	"	"	
cis-1,2-Dichloroethene	ND	0.020	"	"	"	"	"	"	
Carbon tetrachloride	ND	0.020	"	"	"	"	"	"	
Chloroethane	ND	0.020	"	"	"	"	"	"	
Chloroform	ND	0.020	"	"	"	"	"	"	
Dichlorodifluoromethane	ND	0.020	"	"	"	"	"	"	
Ethylbenzene	**0.0060**	0.020	"	"	"	"	"	"	J
Methylene Chloride	ND	0.020	"	"	"	"	"	"	
ortho-Xylene	ND	0.020	"	"	"	"	"	"	
meta- and para-Xylenes	**0.023**	0.020	"	"	"	"	"	"	
trans-1,2-Dichloroethene	ND	0.020	"	"	"	"	"	"	
Tetrachloroethene	ND	0.020	"	"	"	"	"	"	
Toluene	**0.011**	0.020	"	"	"	"	"	"	J
Trichloroethene	ND	0.020	"	"	"	"	"	"	
Trichlorofluoromethane	ND	0.020	"	"	"	"	"	"	
Vinyl Chloride	ND	0.020	"	"	"	"	"	"	
2urroSateg: ibromofluoromethane		*90.0 1*		*%75-07*	"	"	"	"	
2urroSateg Toluene5d4		*93.B 1*		*%75-07*	"	"	"	"	
2urroSateg D56romofluorobenzene		*--B 1*		*%75-07*	"	"	"	"	
2urroSateg 6enzene5d8		*44.0 1*		*%B5-DB*	"	"	"	"	
2urroSateg Chloroform5d		*97.9 1*		*%B5-DB*	"	"	"	"	
2urroSateg Methylene chloride5d0		*90.B 1*		*%B5-DB*	"	"	"	"	

The results in this report apply to the samples analyzed in accordance with the chain of custody document. This analytical report must be reproduced in its entirety.

MWH Americas, Inc. 250 No. Madison Avenue Pasadena, CA 91107	Project: Santa Susana Field Laboratory, Canoga Park Project Number: EST2753 Project Manager: Sarah Von Raesfield	**Reported:** 04-Jun-13 13:57

Volatile Organic Compounds

Environmental Support Technologies

Analyte	Result	Reporting Limit	Units	Dilution	Batch	Prepared	Analyzed	Method	Notes
FB-053014 (3E43001-09) Air Sampled: 05/30/14 11:09 Analyzed: 05/30/14 13:01									
1,1,1,2-Tetrachloroethane	ND	0.020	ug/l	1	43E4001	05/40/13	05/40/13	EPA 8260B	
1,1,1-Trichloroethane	ND	0.020	"	"	"	"	"	"	
1,1,2,2-Tetrachloroethane	ND	0.020	"	"	"	"	"	"	
1,1,2-Trichloro-trifluoroethane	ND	0.020	"	"	"	"	"	"	
1,1,2-Trichloroethane	ND	0.020	"	"	"	"	"	"	
1,1-Dichloroethane	ND	0.020	"	"	"	"	"	"	
1,1-Dichloroethene	ND	0.020	"	"	"	"	"	"	
1,2-Dichloroethane	ND	0.020	"	"	"	"	"	"	
Benzene	ND	0.020	"	"	"	"	"	"	
cis-1,2-Dichloroethene	ND	0.020	"	"	"	"	"	"	
Carbon tetrachloride	ND	0.020	"	"	"	"	"	"	
Chloroethane	ND	0.020	"	"	"	"	"	"	
Chloroform	ND	0.020	"	"	"	"	"	"	
Dichlorodifluoromethane	ND	0.020	"	"	"	"	"	"	
Ethylbenzene	ND	0.020	"	"	"	"	"	"	
Methylene Chloride	ND	0.020	"	"	"	"	"	"	
ortho-Xylene	ND	0.020	"	"	"	"	"	"	
meta- and para-Xylenes	ND	0.020	"	"	"	"	"	"	
trans-1,2-Dichloroethene	ND	0.020	"	"	"	"	"	"	
Tetrachloroethene	ND	0.020	"	"	"	"	"	"	
Toluene	**0.012**	0.020	"	"	"	"	"	"	J
Trichloroethene	ND	0.020	"	"	"	"	"	"	
Trichlorofluoromethane	ND	0.020	"	"	"	"	"	"	
Vinyl Chloride	ND	0.020	"	"	"	"	"	"	
2urroSateg: ibromofluoromethane		*9D.8 1*		*%75-07*	"	"	"	"	
2urroSateg Toluene5d4		*9B.B 1*		*%75-07*	"	"	"	"	
2urroSateg D56romofluorobenzene		*-B9 1*		*%75-07*	"	"	"	"	
2urroSateg 6enzene5d8		*9B.8 1*		*%B5-DB*	"	"	"	"	
2urroSateg Chloroform5d		*9%D1*		*%B5-DB*	"	"	"	"	
2urroSateg Methylene chloride5d0		*94.0 1*		*%B5-DB*	"	"	"	"	

The results in this report apply to the samples analyzed in accordance with the chain of custody document. This analytical report must be reproduced in its entirety.

MWH Americas, Inc. 250 No. Madison Avenue Pasadena, CA 91107	Project: Santa Susana Field Laboratory, Canoga Park Project Number: EST2753 Project Manager: Sarah Von Raesfield	**Reported:** 04-Jun-13 13:57

Volatile Organic Compounds - Quality Control

Environmental Support Technologies

Analyte	Result	Reporting Limit	Units	Spike Level	Source Result	%REC	%REC Limits	RPD	RPD Limit	Notes
Batch 34E3001 - Volatiles										
Blank (34E3001-BLK1)				Prepared & Analyzed: 05/40/13						
1,1,1,2-Tetrachloroethane	ND	0.020	ug/l							
1,1,1-Trichloroethane	ND	0.020	"							
1,1,2,2-Tetrachloroethane	ND	0.020	"							
1,1,2-Trichloro-trifluoroethane	ND	0.020	"							
1,1,2-Trichloroethane	ND	0.020	"							
1,1-Dichloroethane	ND	0.020	"							
1,1-Dichloroethene	ND	0.020	"							
1,2-Dichloroethane	ND	0.020	"							
Benzene	ND	0.020	"							
cis-1,2-Dichloroethene	ND	0.020	"							
Carbon tetrachloride	ND	0.020	"							
Chloroethane	ND	0.020	"							
Chloroform	ND	0.020	"							
Dichlorodifluoromethane	ND	0.020	"							
Ethylbenzene	ND	0.020	"							
Methylene Chloride	ND	0.020	"							
ortho-Xylene	ND	0.020	"							
meta- and para-Xylenes	ND	0.020	"							
trans-1,2-Dichloroethene	ND	0.020	"							
Tetrachloroethene	ND	0.020	"							
Toluene	0.00380	0.020	"							J
Trichloroethene	ND	0.020	"							
Trichlorofluoromethane	ND	0.020	"							
Vinyl Chloride	ND	0.020	"							
2urroSateg: ibromofluoromethane	*0.0%*		*"*	*0.7B*		*9-.B*	*%75-07*			
2urroSateg Toluene5d4	*0.3-*		*"*	*0.7B*		*90.7*	*%75-07*			
2urroSateg D56romofluorobenzene	*0.89*		*"*	*0.7B*		*-B%*	*%75-07*			
2urroSateg 6enzene5d8	*0.-D*		*"*	*0.7B*		*47.%*	*%85-DB*			
2urroSateg Chloroform5d	*0.30*		*"*	*0.7B*		*90.%*	*%85-DB*			
2urroSateg Methylene chloride5d0	*0.04*		*"*	*0.7B*		*9-.D*	*%85-DB*			

The results in this report apply to the samples analyzed in accordance with the chain of custody document. This analytical report must be reproduced in its entirety.

MWH Americas, Inc. 250 No. Madison Avenue Pasadena, CA 91107	Project: Santa Susana Field Laboratory, Canoga Park Project Number: EST2753 Project Manager: Sarah Von Raesfield	**Reported:** 04-Jun-13 13:57

Volatile Organic Compounds - Quality Control

Environmental Support Technologies

Analyte	Result	Reporting Limit	Units	Spike Level	Source Result	%REC	%REC Limits	RPD	RPD Limit	Notes
Batch 34E3001 - Volatiles										
LCS (34E3001-BS1)				Prepared & Analyzed: 05/40/13						
1,1,1,2-Tetrachloroethane	1.23	0.020	ug/l	1.25		99.2	75-146			
1,1,1-Trichloroethane	1.04	0.020	"	1.25		82.3	74-143			
1,1,2,2-Tetrachloroethane	1.66	0.020	"	1.25		144	56-139			
1,1,2-Trichloro-trifluoroethane	1.26	0.020	"	1.25		101	84-125			
1,1,2-Trichloroethane	1.49	0.020	"	1.25		111	67-147			
1,1-Dichloroethane	1.06	0.020	"	1.25		83.8	80-121			
1,1-Dichloroethene	1.33	0.020	"	1.25		115	74-147			
1,2-Dichloroethane	1.28	0.020	"	1.25		102	75-141			
Benzene	1.24	0.020	"	1.25		98.3	79-118			
cis-1,2-Dichloroethene	1.25	0.020	"	1.25		100	85-116			
Carbon tetrachloride	1.00	0.020	"	1.25		80.0	73-134			
Chloroethane	1.30	0.020	"	1.25		112	60-147			
Chloroform	1.21	0.020	"	1.25		96.8	82-130			
Dichlorodifluoromethane	1.45	0.020	"	1.25		108	37-129			
Ethylbenzene	1.28	0.020	"	1.25		102	84-125			
Methylene Chloride	1.40	0.020	"	1.25		103	81-126			
ortho-Xylene	1.40	0.020	"	1.25		103	85-115			
meta- and para-Xylenes	2.64	0.020	"	2.50		105	84-115			
trans-1,2-Dichloroethene	1.24	0.020	"	1.25		98.3	72-144			
Tetrachloroethene	1.14	0.020	"	1.25		90.3	60-133			
Toluene	1.20	0.020	"	1.25		96.0	70-115			
Trichloroethene	1.25	0.020	"	1.25		100	68-142			
Trichlorofluoromethane	1.41	0.020	"	1.25		105	62-133			
Vinyl Chloride	1.13	0.020	"	1.25		91.2	66-147			
2urroSateg: ibromofluoromethane	*--.7*		*"*	*-0.7*		*90.0*	*%75-07*			
2urroSateg Toluene5d4	*-0.%*		*"*	*-0.7*		*-B-*	*%75-07*			
2urroSateg D56romofluorobenzene	*-0.8*		*"*	*-0.7*		*-B-*	*%75-07*			

The results in this report apply to the samples analyzed in accordance with the chain of custody document. This analytical report must be reproduced in its entirety.

MWH Americas, Inc. 250 No. Madison Avenue Pasadena, CA 91107	Project: Santa Susana Field Laboratory, Canoga Park Project Number: EST2753 Project Manager: Sarah Von Raesfield	**Reported:** 04-Jun-13 13:57

Volatile Organic Compounds - Quality Control

Environmental Support Technologies

Analyte	Result	Reporting Limit	Units	Spike Level	Source Result	%REC	%REC Limits	RPD	RPD Limit	Notes
Batch 34E3001 - Volatiles										
LCS Dup (34E3001-BSD1)				Prepared & Analyzed: 05/40/13						
1,1,1,2-Tetrachloroethane	1.12	0.020	ug/l	1.25		89.6	75-146	10.2	20	
1,1,1-Trichloroethane	1.24	0.020	"	1.25		98.3	74-143	17.7	20	
1,1,2,2-Tetrachloroethane	1.18	0.020	"	1.25		93.3	56-139	44.8	20	QR-03
1,1,2-Trichloro-trifluoroethane	1.13	0.020	"	1.25		91.2	84-125	10.0	20	
1,1,2-Trichloroethane	1.22	0.020	"	1.25		97.6	67-147	14.0	20	
1,1-Dichloroethane	1.29	0.020	"	1.25		104	80-121	19.6	20	
1,1-Dichloroethene	1.43	0.020	"	1.25		107	74-147	7.19	20	
1,2-Dichloroethane	1.16	0.020	"	1.25		92.8	75-141	9.83	20	
Benzene	1.19	0.020	"	1.25		95.2	79-118	4.41	20	
cis-1,2-Dichloroethene	1.19	0.020	"	1.25		95.2	85-116	3.92	20	
Carbon tetrachloride	1.05	0.020	"	1.25		83.0	73-134	3.88	20	
Chloroethane	1.23	0.020	"	1.25		99.2	60-147	12.1	20	
Chloroform	1.15	0.020	"	1.25		92.0	82-130	5.08	20	
Dichlorodifluoromethane	1.47	0.020	"	1.25		110	37-129	1.37	20	
Ethylbenzene	1.26	0.020	"	1.25		101	84-125	1.57	20	
Methylene Chloride	1.20	0.020	"	1.25		96.0	81-126	8.00	20	
ortho-Xylene	1.23	0.020	"	1.25		99.2	85-115	3.72	20	
meta- and para-Xylenes	2.59	0.020	"	2.50		103	84-115	1.54	20	
trans-1,2-Dichloroethene	1.18	0.020	"	1.25		93.3	72-144	3.15	20	
Tetrachloroethene	1.14	0.020	"	1.25		90.3	60-133	0.00	20	
Toluene	1.21	0.020	"	1.25		96.8	70-115	0.840	20	
Trichloroethene	1.15	0.020	"	1.25		92.0	68-142	8.44	20	
Trichlorofluoromethane	1.51	0.020	"	1.25		121	62-133	13.2	20	
Vinyl Chloride	1.15	0.020	"	1.25		92.0	66-147	0.874	20	
2urroSateg: ibromofluoromethane	*---.-*		*"*	*- 0.7*		*44.8*	*%75-07*			
2urroSateg Toluene5d4	*- 0.7*		*"*	*- 0.7*		*- BB*	*%75-07*			
2urroSateg D56romofluorobenzene	*- 0.8*		*"*	*- 0.7*		*- B-*	*%75-07*			

The results in this report apply to the samples analyzed in accordance with the chain of custody document. This analytical report must be reproduced in its entirety.

MWH Americas, Inc. 250 No. Madison Avenue Pasadena, CA 91107	Project: Santa Susana Field Laboratory, Canoga Park Project Number: EST2753 Project Manager: Sarah Von Raesfield	**Reported:** 04-Jun-13 13:57

Volatile Organic Compounds - Quality Control

Environmental Support Technologies

Analyte	Result	Reporting Limit	Units	Spike Level	Source Result	%REC	%REC Limits	RPD	RPD Limit	Notes
Batch 34E3001 - Volatiles										
Duplicate (34E3001-DUP1)	**Source: 3E43001-02**		Prepared & Analyzed: 05/40/13							
1,1,1,2-Tetrachloroethane	ND	0.020	ug/l		ND				50	
1,1,1-Trichloroethane	ND	0.020	"		ND				50	
1,1,2,2-Tetrachloroethane	ND	0.020	"		ND				50	
1,1,2-Trichloro-trifluoroethane	ND	0.020	"		ND				50	
1,1,2-Trichloroethane	ND	0.020	"		ND				50	
1,1-Dichloroethane	ND	0.020	"		ND				50	
1,1-Dichloroethene	ND	0.020	"		ND				50	
1,2-Dichloroethane	ND	0.020	"		ND				50	
Benzene	ND	0.020	"		ND				50	
cis-1,2-Dichloroethene	ND	0.020	"		ND				50	
Carbon tetrachloride	ND	0.020	"		ND				50	
Chloroethane	ND	0.020	"		ND				50	
Chloroform	ND	0.020	"		ND				50	
Dichlorodifluoromethane	ND	0.020	"		ND				50	
Ethylbenzene	ND	0.020	"		ND				50	
Methylene Chloride	ND	0.020	"		ND				50	
ortho-Xylene	ND	0.020	"		ND				50	
meta- and para-Xylenes	0.00860	0.020	"		0.0106			20.8	50	J
trans-1,2-Dichloroethene	ND	0.020	"		ND				50	
Tetrachloroethene	ND	0.020	"		ND				50	
Toluene	0.0116	0.020	"		0.0128			9.83	50	J
Trichloroethene	ND	0.020	"		ND				50	
Trichlorofluoromethane	ND	0.020	"		ND				50	
Vinyl Chloride	ND	0.020	"		ND				50	
2urroSateg: ibromofluoromethane	*0.0%*		*"*	*0.7B*		*9-.B*	*%75-07*			
2urroSateg Toluene5d4	*0.3D*		*"*	*0.7B*		*93.7*	*%75-07*			
2urroSateg D56romofluorobenzene	*0.%B*		*"*	*0.7B*		*-B4*	*%75-07*			
2urroSateg 6enzene5d8	*0.B9*		*"*	*0.7B*		*43.4*	*%B5-DB*			
2urroSateg Chloroform5d	*0.04*		*"*	*0.7B*		*9-.B*	*%B5-DB*			
2urroSateg Methylene chloride5d0	*0.04*		*"*	*0.7B*		*9-.3*	*%B5-DB*			

The results in this report apply to the samples analyzed in accordance with the chain of custody document. This analytical report must be reproduced in its entirety.

Notes and Definitions

QR-03	The RPD result for this analyte in the sample exceeded the QC control limits; however, the RPD for other analytes were within the QC control limits.
J	Detected but below the Reporting Limit; therefore, result is an estimated concentration (CLP J-Flag).
DET	Analyte DETECTED
ND	Analyte NOT DETECTED at or above the reporting limit
NR	Not Reported
dry	Sample results reported on a dry weight basis
RPD	Relative Percent Difference

The results in this report apply to the samples analyzed in accordance with the chain of custody document. This analytical report must be reproduced in its entirety.

SUMMARY OF INITIAL CALIBRATION

Rerun sample @ 5ppb @ Most.

Response Factor Report GC/MS Ins

Method : C:\HPCHEM\1\METHODS\MW111313.M (RTE Integrator)
Title : 8260B GC/MS #3 ICAL 11/13/13 DN
Last Update : Wed Nov 13 19:24:09 2013
Response via : Initial Calibration

Calibration Files
1 =K3IC00_1.D 2 =K3IC0_25.D 3 =K07LCS01.D
4 =K3IC1_25.D 5 =K3IC02_5.D 6 =K3IC12_5.D

		Compound	1	2	3	4	5	6	Avg	%RSD	
1)	I	Fluorobenzene (IS)	----------ISTD----------								
2)	S	Dibromofluoromethan	0.311	0.300	0.318	0.319	0.312	0.311	0.312	2.10	
3)	T	(F12) Dichlorodiflu	0.320	0.284	0.302	0.292	0.321	0.321	0.307	5.36	
4)	P	Chloromethane	0.422	0.302	0.293	0.219	0.221	0.212	0.278	29.02	Linear
5)	CM	Vinyl Chloride	0.276	0.224	0.211	0.207	0.207	0.199	0.221	12.88	
6)	T	Bromomethane	0.338	0.225	0.179	0.162	0.150	0.139	0.199	37.55	Linear
7)	T	Chloroethane	0.030	0.106	0.066	0.102	0.098	0.089	0.082	35.53	Quadratic
8)	T	(F11) Trichlorofluo	0.379	0.365	0.327	0.337	0.323	0.326	0.343	6.87	
9)	T	(F113) 1,1,2-Trichl	0.291	0.221	0.227	0.267	0.239	0.229	0.246	11.15	
10)	CM	1,1-Dichloroethene	0.277	0.287	0.322	0.307	0.291	0.286	0.295	5.61	
11)	T	Acetone	0.267	0.136	0.115	0.061	0.051	0.016	0.108	82.94	Quadratic
12)	M	(IPA) Leak Check Co	0.012	0.022	0.014	0.013	0.014	0.016	0.015	27.59	
13)	T	Carbon disulfide	1.178	1.037	1.080	1.042	0.958	0.941	1.039	8.28	
14)	T	Methylene Chloride	0.418	0.313	0.349	0.339	0.327	0.314	0.343	11.47	
15)		(TBA) tert-Butanol	0.022	0.019	0.027	0.022	0.018	0.020	0.021	16.39	
16)	TM	(MTBE) Methyl-t-but	0.789	0.678	0.760	0.729	0.655	0.638	0.708	8.56	
17)	T	trans-1,2-Dichloroe	0.331	0.360	0.342	0.357	0.310	0.318	0.336	6.07	
18)	PM	1,1-Dichloroethane	0.582	0.580	0.586	0.585	0.521	0.518	0.562	5.90	
19)	T	cis-1,2-Dichloroeth	0.442	0.415	0.416	0.387	0.339	0.345	0.390	10.66	
20)	T	2,2-Dichloropropane	0.561	0.489	0.520	0.497	0.440	0.435	0.490	9.80	
21)	T	(MEK) 2-Butanone	0.036	0.041	0.042	0.021	0.440	0.435	0.035	26.97	Not in use.
22)	T	(DIPE) Diisopropyl	1.055	1.006	1.006	1.025	0.901	0.867	0.977	7.64	
23)	T	Bromochloromethane	0.110	0.155	0.185	0.189	0.182	0.184	0.167	18.39	
24)	CM	Chloroform	0.723	0.654	0.684	0.676	0.594	0.598	0.655	7.70	
25)	T	(ETBE) 2-ethoxy 2-m	1.034	0.874	0.941	0.927	0.821	0.823	0.903	9.00	
26)	T	1,1,1-Trichloroetha	0.516	0.540	0.535	0.523	0.496	0.488	0.517	4.07	
27)	T	(TAME) tert-Amyl me	1.000	0.749	0.821	0.764	0.701	0.680	0.786	14.75	
28)	S	1,2-Dichloroethane-	0.309	0.278	0.303	0.299	0.296	0.293	0.296	3.50	
29)	T	1,1-Dichloropropene	0.547	0.492	0.502	0.489	0.439	0.427	0.482	9.13	
30)	T	Carbon Tetrachlorid	0.401	0.388	0.449	0.460	0.412	0.416	0.421	6.66	
31)	M	Benzene	1.374	1.155	1.267	1.217	1.042	1.008	1.177	11.75	
32)	M	1,2-Dichloroethane	0.501	0.382	0.445	0.419	0.385	0.365	0.416	12.20	
33)	M	Trichloroethene	0.480	0.355	0.386	0.399	0.336	0.324	0.380	14.87	
34)	C	1,2-Dichloropropane	0.298	0.297	0.277	0.290	0.264	0.258	0.281	6.17	
35)	T	Dibromomethane	0.207	0.209	0.227	0.244	0.215	0.216	0.220	6.33	
36)	T	Bromodichloromethan	0.459	0.407	0.479	0.446	0.428	0.433	0.442	5.69	
37)	T	cis-1,3-Dichloropro	0.508	0.451	0.526	0.493	0.447	0.467	0.482	6.63	
38)	I	Chlorobenzene-d5 (IS)	----------ISTD----------								
39)	S	Toluene-d8 (SU3)	1.209	1.139	1.193	1.149	1.157	1.149	1.166	2.42	
40)	T	(MIBK) 4-Methyl-2-P	0.545	0.324	0.388	0.078	0.072	0.088	0.249	79.95	Not in use.
41)	CM	Toluene	2.231	1.790	1.660	1.584	1.518	1.441	1.704	16.71	

42)	T	trans-1,3-Dichlorop	0.601	0.493	0.586	0.607	0.528	0.560	0.563	7.97	
43)	T	1,1,2-Trichloroetha	0.310	0.285	0.355	0.328	0.286	0.281	0.308	9.58	
44)	M	Tetrachloroethene	0.462	0.392	0.677	0.635	0.590	0.281	0.551	21.81	LINEAR
45)	T	1,3-Dichloropropane	0.710	0.578	0.592	0.569	0.532	0.529	0.585	11.33	
46)	T	2-Hexanone	0.333	0.186	0.340	0.266	0.333	0.182	0.273	27.20	
47)	T	Dibromochloromethan	0.426	0.363	0.496	0.458	0.432	0.459	0.439	10.18	
48)	T	1,2-Dibromoethane	0.412	0.355	0.430	0.402	0.394	0.396	0.398	6.27	
49)	PM	Chlorobenzene	1.366	1.154	1.110	1.134	1.086	1.043	1.149	9.84	
50)	T	1,1,1,2-Tetrachloro	0.449	0.384	0.437	0.407	0.388	0.387	0.409	6.91	
51)	CM	Ethylbenzene	2.333	2.080	1.968	1.851	1.736	1.654	1.937	12.77	
52)	TM	m,p-Xylenes	0.809	0.711	0.727	0.669	0.615	0.602	0.689	11.20	
53)	TM	o-Xylene	0.867	0.664	0.674	0.671	0.615	0.594	0.681	14.25	
54)	T	Styrene	1.563	1.015	1.078	1.049	0.973	0.934	1.102	21.01	LINEAR
55)	P	Bromoform	0.237	0.199	0.286	0.259	0.238	0.276	0.249	12.69	
56)	T	Isopropylbenzene	2.188	1.855	1.900	1.811	1.764	1.674	1.865	9.44	
57)	T	1,2,3-Trichloroprop	0.505	0.491	0.593	0.516	0.480	0.472	0.509	8.58	
58)	S	4-Bromofluorobenzen	0.518	0.507	0.527	0.511	0.510	0.495	0.511	2.08	
59)	I	1,4-Dichlorobenzene-d	----------	ISTD	----------						
60)	P	1,1,2,2-Tetrachloro	1.020	0.822	1.013	0.870	0.774	0.905	0.901	11.13	
61)	T	Bromobenzene	1.079	1.003	1.043	0.946	0.914	0.907	0.982	7.20	
62)	T	n-Propylbenzene	6.721	5.112	5.219	4.601	4.392	4.279	5.054	17.82	
63)	T	2-Chlorotoluene	3.644	2.948	3.362	3.044	2.868	2.805	3.112	10.48	
64)	T	1,3,5-Trimethylbenz	3.612	3.208	3.247	3.017	2.832	2.775	3.115	9.93	
65)	T	4-Chlorotoluene	3.315	2.950	2.942	2.812	2.597	2.623	2.873	9.19	
66)	T	tert-Butylbenzene	2.817	2.666	3.007	2.633	2.430	2.371	2.654	8.96	
67)	T	1,2,4-Trimethylbenz	3.774	3.331	3.421	3.050	2.968	2.953	3.250	9.91	
68)	T	sec-Butylbenzene	4.837	3.956	4.522	4.187	3.865	3.852	4.203	9.54	
69)	T	p-Isopropyltoluene	3.974	3.475	3.582	3.347	3.061	3.060	3.417	10.13	
70)	T	1,3-Dichlorobenzene	2.120	1.740	1.888	1.871	1.734	1.744	1.850	8.06	
71)	T	1,4-Dichlorobenzene	2.120	1.740	1.974	1.864	1.658	1.729	1.847	9.43	
72)	T	n-Butylbenzene	4.391	3.645	3.644	3.397	3.264	3.192	3.589	12.14	
73)	T	1,2-Dichlorobenzene	1.716	1.534	1.764	1.657	1.614	1.583	1.645	5.20	
74)	T	1,2-Dibromo-3-chlor	0.082	0.104	0.111	0.148	0.133	0.146	0.121	21.61	LINEAR
75)	T	1,2,4-Trichlorobenz	1.184	1.091	1.244	1.074	1.050	1.044	1.115	7.28	
76)	T	Hexachlorobutadiene	0.297	0.477	0.596	0.481	0.499	0.507	0.476	20.56	LINEAR
77)	T	Naphthalene	2.690	2.294	3.052	2.312	2.176	2.294	2.470	13.55	
78)	T	Hexachloroethane	0.306	0.301	0.391	0.362	0.374	0.435	0.361	14.24	
79)	T	1,2,3-Trichlorobenz	1.346	0.926	1.173	0.993	0.940	0.968	1.058	15.82	

(#) = Out of Range

MW111313.M Wed Nov 13 19:25:18 2013

CONTINUING CALIBRATION VERIFICATION

Quantitation Report (QT Reviewed)

Data File : C:\HPCHEM\1\DATA\053014L3\E30CCV01.D Vial: 9
Acq On : 30 May 2014 6:20 am Operator: DN
Sample : 1.25/2.5/12.5 ug/L 8260B std Inst : GC/MS Ins
Misc : 20mL 8260 CCV Multiplr: 1.00
MS Integration Params: rteint.p
Quant Time: May 30 7:03 19114 Quant Results File: MW111313.RES

Quant Method : C:\HPCHEM\1\METHODS\MW111313.M (RTE Integrator)
Title : 8260B GC/MS #3 ICAL 11/13/13 DN
Last Update : Wed Nov 13 19:38:32 2013
Response via : Initial Calibration
DataAcq Meth : MW111313

Internal Standards	R.T.	QIon	Response	Conc	Units	Dev(Min)
1) Fluorobenzene (IS)	10.31	96	1580949	12.50	ug/L	0.02
38) Chlorobenzene-d5 (IS)	13.93	117	1138816	12.50	ug/L	0.00
59) 1,4-Dichlorobenzene-d4 (IS	16.52	152	571082	12.50	ug/L	0.00
System Monitoring Compounds						
2) Dibromofluoromethane (SU1)	9.45	113	450247	11.42	ug/L	0.02
Spiked Amount 12.500	Range 75 - 125		Recovery = 91.36%			
28) 1,2-Dichloroethane-d4 (SU2	9.91	65	457427	12.21	ug/L	0.02
Spiked Amount 12.500	Range 75 - 125		Recovery = 97.68%			
39) Toluene-d8 (SU3)	12.22	98	1324474	12.47	ug/L	0.00
Spiked Amount 12.500	Range 75 - 125		Recovery = 99.76%			
58) 4-Bromofluorobenzene (SU4)	15.23	95	606379	13.02	ug/L	0.00
Spiked Amount 12.500	Range 75 - 125		Recovery = 104.16%			
Target Compounds						Qvalue
3) (F12) Dichlorodifluorometh	4.11	85	56999	1.47	ug/L	98
4) Chloromethane	4.52	50	39223	1.36	ug/L	41
5) Vinyl Chloride	4.61	62	37659	1.35	ug/L	80
6) Bromomethane	5.14	96	26034	1.32	ug/L	95
7) Chloroethane	5.29	64	17452	1.41	ug/L	99
8) (F11) Trichlorofluorometha	5.68	101	62656	1.44	ug/L	89
9) (F113) 1,1,2-Trichloro-tri	6.38	151	39033	1.26	ug/L	93
10) 1,1-Dichloroethene	6.46	96	51068	1.37	ug/L	85
11) Acetone	6.47	58	52030	-12.50	ug/L	94
12) (IPA) Leak Check Compound	6.54	45	110129	57.97	ug/L	95
13) Carbon disulfide	6.87	76	182684	1.39	ug/L	97
14) Methylene Chloride	7.14	84	59333	1.37	ug/L #	9
15) (TBA) tert-Butanol	7.11	59	4947	1.83	ug/L #	77
16) (MTBE) Methyl-t-butyl ethe	7.42	73	93080	1.04	ug/L	97
17) trans-1,2-Dichloroethene	7.49	96	52931	1.24	ug/L	93
18) 1,1-Dichloroethane	8.09	63	73113	1.03	ug/L	99
19) cis-1,2-Dichloroethene	8.85	96	59677	1.21	ug/L	90
20) 2,2-Dichloropropane	8.85	77	273	0.00	ug/L #	1
21) (MEK) 2-Butanone	8.82	72	10248	2.31	ug/L #	69
22) (DIPE) Diisopropyl Ether	8.03	45	158818	1.29	ug/L	97
23) Bromochloromethane	9.18	128	23477	1.11	ug/L #	79
24) Chloroform	9.23	83	93729	1.13	ug/L	97

(#) = qualifier out of range (m) = manual integration

Data File : C:\HPCHEM\1\DATA\053014L3\E30CCV01.D Vial: 9
Acq On : 30 May 2014 6:20 am Operator: DN
Sample : 1.25/2.5/12.5 ug/L 8260B std Inst : GC/MS Ins
Misc : 20mL 8260 CCV Multiplr: 1.00
MS Integration Params: rteint.p
Quant Time: May 30 7:03 19114 Quant Results File: MW111313.RES

Quant Method : C:\HPCHEM\1\METHODS\MW111313.M (RTE Integrator)
Title : 8260B GC/MS #3 ICAL 11/13/13 DN
Last Update : Wed Nov 13 19:38:32 2013
Response via : Initial Calibration
DataAcq Meth : MW111313

Compound	R.T.	QIon	Response	Conc Unit	Qvalue
25) (ETBE) 2-ethoxy 2-methyl p	8.51	59	107299	0.94 ug/L #	99
26) 1,1,1-Trichloroethane	9.51	97	67924	1.04 ug/L	96
27) (TAME) tert-Amyl methyl et	10.01	73	99362	1.00 ug/L	93
29) 1,1-Dichloropropene	9.71	75	69307	1.14 ug/L	97
30) Carbon Tetrachloride	13.91	117	60476	1.14 ug/L	99
31) Benzene	9.99	78	192220	1.29 ug/L	93
32) 1,2-Dichloroethane	10.00	62	63843	1.21 ug/L	94
33) Trichloroethene	10.76	130	55214	1.15 ug/L	94
34) 1,2-Dichloropropane	11.06	63	44004	1.24 ug/L #	72
35) Dibromomethane	11.23	93	36382	1.31 ug/L	99
36) Bromodichloromethane	11.36	83	57941	1.04 ug/L	97
37) cis-1,3-Dichloropropene	11.88	75	60389	0.99 ug/L	93
40) (MIBK) 4-Methyl-2-Pentanon	12.13	43	23418	1.03 ug/L #	100
41) Toluene	12.30	91	185834	1.20 ug/L	98
42) trans-1,3-Dichloropropene	12.52	75	46517	0.91 ug/L	64
43) 1,1,2-Trichloroethane	12.77	83	40313	1.44 ug/L	91
44) Tetrachloroethene	12.95	164	59762	1.10 ug/L	93
45) 1,3-Dichloropropane	12.98	76	70575	1.32 ug/L	99
46) 2-Hexanone	12.99	43	65626	2.63 ug/L #	99
47) Dibromochloromethane	13.26	129	51762	1.29 ug/L #	97
48) 1,2-Dibromoethane	13.44	107	55994	1.54 ug/L	98
49) Chlorobenzene	13.96	112	132368	1.26 ug/L	97
50) 1,1,1,2-Tetrachloroethane	14.03	131	43566	1.17 ug/L	94
51) Ethylbenzene	14.03	91	222323	1.26 ug/L	100
52) m,p-Xylenes	14.16	106	170142	2.71 ug/L	93
53) o-Xylene	14.62	106	83355	1.34 ug/L	97
54) Styrene	14.64	104	135365	1.51 ug/L	96
55) Bromoform	14.92	173	32119	1.41 ug/L	91
56) Isopropylbenzene	15.01	105	213356	1.26 ug/L	99
57) 1,2,3-Trichloropropane	15.43	75	79768	1.72 ug/L #	1
60) 1,1,2,2-Tetrachloroethane	15.34	83	76260	1.85 ug/L	97
61) Bromobenzene	15.44	156	57434	1.28 ug/L	96
62) n-Propylbenzene	15.47	91	273101	1.18 ug/L	99
63) 2-Chlorotoluene	15.62	91	178121	1.25 ug/L	100
64) 1,3,5-Trimethylbenzene	15.64	105	186198	1.31 ug/L	99
65) 4-Chlorotoluene	15.73	91	171261	1.30 ug/L	98
66) tert-Butylbenzene	16.03	119	137344	1.13 ug/L	89

(#) = qualifier out of range (m) = manual integration

Quantitation Report (QT Reviewed)

Data File : C:\HPCHEM\1\DATA\053014L3\E30CCV01.D Vial: 9
Acq On : 30 May 2014 6:20 am Operator: DN
Sample : 1.25/2.5/12.5 ug/L 8260B std Inst : GC/MS Ins
Misc : 20mL 8260 CCV Multiplr: 1.00
MS Integration Params: rteint.p
Quant Time: May 30 7:03 19114 Quant Results File: MW111313.RES

Quant Method : C:\HPCHEM\1\METHODS\MW111313.M (RTE Integrator)
Title : 8260B GC/MS #3 ICAL 11/13/13 DN
Last Update : Wed Nov 13 19:38:32 2013
Response via : Initial Calibration
DataAcq Meth : MW111313

	Compound	R.T.	QIon	Response	Conc Unit	Qvalue
67)	1,2,4-Trimethylbenzene	16.07	105	221947	1.49 ug/L #	81
68)	sec-Butylbenzene	16.25	105	235325	1.23 ug/L	99
69)	p-Isopropyltoluene	16.39	119	224553	1.44 ug/L	94
70)	1,3-Dichlorobenzene	16.46	146	108532	1.28 ug/L	99
71)	1,4-Dichlorobenzene	16.55	146	109870	1.30 ug/L	96
72)	n-Butylbenzene	16.85	91	216876	1.32 ug/L	95
73)	1,2-Dichlorobenzene	17.00	146	101033	1.34 ug/L	99
74)	1,2-Dibromo-3-chloropropan	17.94	75	12459	1.94 ug/L #	67
75)	1,2,4-Trichlorobenzene	19.04	180	65372	1.28 ug/L	99
76)	Hexachlorobutadiene	19.21	225	29065	1.27 ug/L	90
77)	Naphthalene	19.46	128	249355	2.21 ug/L	100
78)	Hexachloroethane	17.30	201	20153	1.22 ug/L #	85
79)	1,2,3-Trichlorobenzene	19.83	180	61215	1.27 ug/L	97

(#) = qualifier out of range (m) = manual integration

Quantitation Report

Data File : C:\HPCHEM\1\DATA\053014L3\E30CCV01.D Vial: 9
Acq On : 30 May 2014 6:20 am Operator: DN
Sample : 1.25/2.5/12.5 ug/L 8260B std Inst : GC/MS Ins
Misc : 20mL 8260 CCV Multiplr: 1.00
MS Integration Params: rteint.p
Quant Time: May 30 7:03 19114 Quant Results File: MW111313.RES

Method : C:\HPCHEM\1\METHODS\MW111313.M (RTE Integrator)
Title : 8260B GC/MS #3 ICAL 11/13/13 DN
Last Update : Wed Nov 13 19:38:32 2013
Response via : Initial Calibration

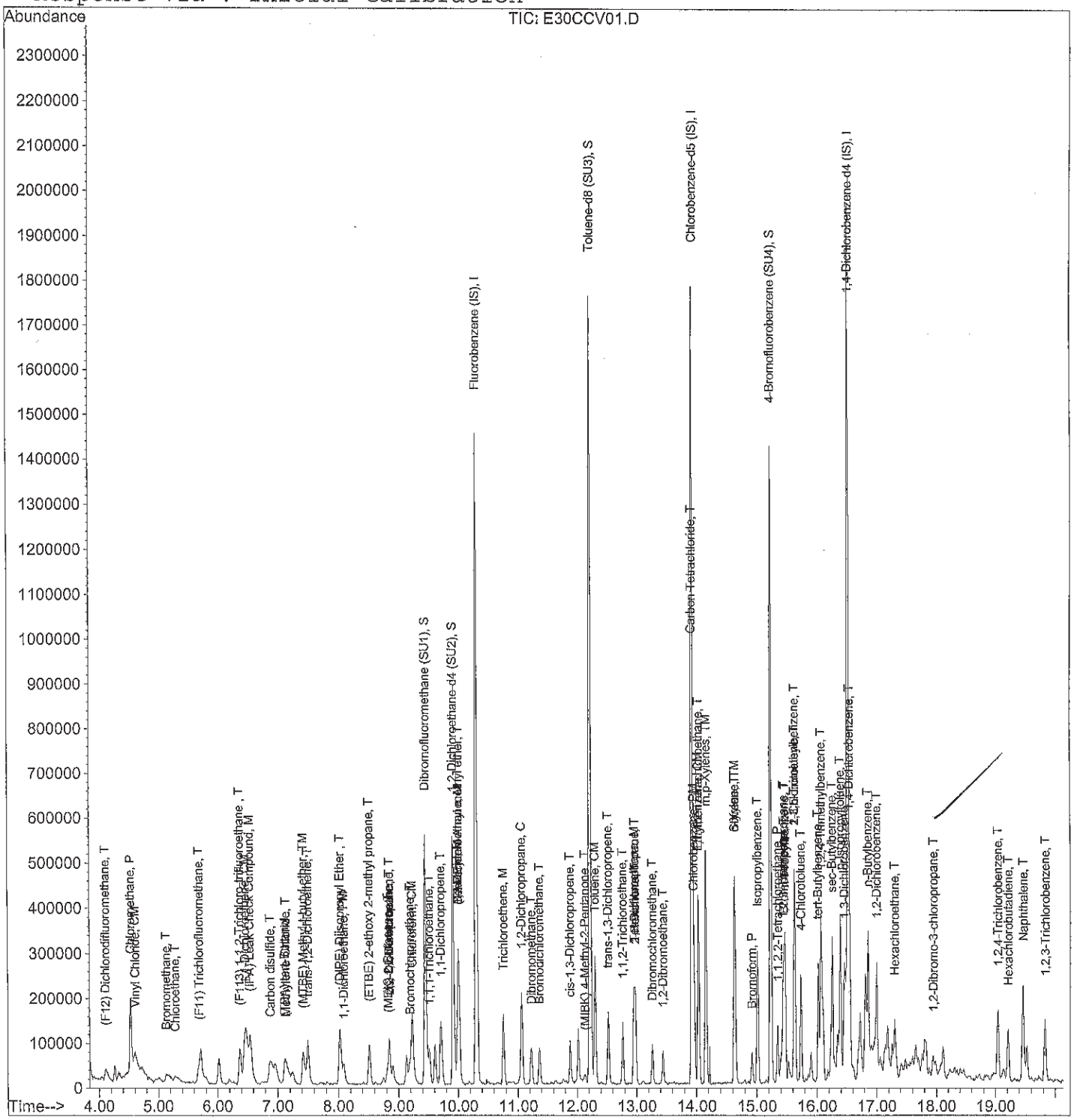

Evaluate Continuing Calibration Report

Data File : C:\HPCHEM\1\DATA\053014L3\E30CCV01.D Vial: 9
Acq On : 30 May 2014 6:20 am Operator: DN
Sample : 1.25/2.5/12.5 ug/L 8260B std Inst : GC/MS Ins
Misc : 20mL 8260 CCV Multiplr: 1.00
MS Integration Params: rteint.p

Method : C:\HPCHEM\1\METHODS\MW111313.M (RTE Integrator)
Title : 8260B GC/MS #3 ICAL 11/13/13 DN
Last Update : Wed Nov 13 19:38:32 2013
Response via : Multiple Level Calibration

Min. RRF : 0.000 Min. Rel. Area : 50% Max. R.T. Dev 0.50min
Max. RRF Dev : 30% Max. Rel. Area : 200%

		Compound	Amount	Calc.	%Dev	Area%	Dev(min)
1	I	Fluorobenzene (IS)	12.500	12.500	0.0	119	0.02
2	S	Dibromofluoromethane (SU1)	12.500	11.418	8.7	106	0.02
3	T	(F12) Dichlorodifluorometha	1.250	1.470	-17.6	147	0.03
4	P	Chloromethane	1.250	1.358	-8.6	135	0.13
5	CM	Vinyl Chloride	1.250	1.349	-7.9	137	0.05
6	T	Bromomethane	1.250	1.319	-5.5	121	0.04
7	T	Chloroethane	1.250	1.412	-13.0	129	0.05
8	T	(F11) Trichlorofluoromethan	1.250	1.444	-15.5	140	0.07
9	T	(F113) 1,1,2-Trichloro-trif	1.250	1.256	-0.5	110	0.06
10	CM	1,1-Dichloroethene	1.250	1.369	-9.5	125	0.06
11	T	Acetone	1.250	-12.500	1100.0#	640	0.02
12	M	(IPA) Leak Check Compound	62.500	57.971	7.2	119	0.00
13	T	Carbon disulfide	1.250	1.390	-11.2	132	0.06
14	T	Methylene Chloride	1.250	1.367	-9.4	132	0.06
15		(TBA) tert-Butanol	12.500	1.835	85.3#	17	0.00
16	TM	(MTBE) Methyl-t-butyl ether	2.500	1.039	58.4#	48	0.02
17	T	trans-1,2-Dichloroethene	1.250	1.244	0.5	112	0.03
18	PM	1,1-Dichloroethane	1.250	1.029	17.7	94	0.03
19	T	cis-1,2-Dichloroethene	1.250	1.208	3.4	116	0.03
20	T	2,2-Dichloropropane	1.250	0.004	99.7#	0	0.02
21	T	(MEK) 2-Butanone	1.250	2.306	-84.5#	188	0.03
22	T	(DIPE) Diisopropyl Ether	1.250	1.286	-2.9	117	0.02
23	T	Bromochloromethane	1.250	1.109	11.3	94	0.03
24	CM	Chloroform	1.250	1.132	9.4	104	0.02
25	T	(ETBE) 2-ethoxy 2-methyl pr	1.250	0.939	24.9	87	0.00
26	T	1,1,1-Trichloroethane	1.250	1.040	16.8	98	0.02
27	T	(TAME) tert-Amyl methyl eth	1.250	1.000	20.0	98	0.00
28	S	1,2-Dichloroethane-d4 (SU2)	12.500	12.205	2.4	115	0.02
29	T	1,1-Dichloropropene	1.250	1.136	9.1	107	0.02
30	T	Carbon Tetrachloride	1.250	1.136	9.1	99	4.20#
31	M	Benzene	1.250	1.291	-3.3	119	0.02
32	M	1,2-Dichloroethane	1.250	1.213	3.0	115	0.02
33	M	Trichloroethene	1.250	1.149	8.1	104	0.02
34	C	1,2-Dichloropropane	1.250	1.239	0.9	114	0.00
35	T	Dibromomethane	1.250	1.309	-4.7	112	0.02
36	T	Bromodichloromethane	1.250	1.036	17.1	98	0.02
37	T	cis-1,3-Dichloropropene	1.250	0.991	20.7	92	0.00

(#) = Out of Range

Evaluate Continuing Calibration Report

Data File : C:\HPCHEM\1\DATA\053014L3\E30CCV01.D Vial: 9
Acq On : 30 May 2014 6:20 am Operator: DN
Sample : 1.25/2.5/12.5 ug/L 8260B std Inst : GC/MS Ins
Misc : 20mL 8260 CCV Multiplr: 1.00
MS Integration Params: rteint.p

Method : C:\HPCHEM\1\METHODS\MW111313.M (RTE Integrator)
Title : 8260B GC/MS #3 ICAL 11/13/13 DN
Last Update : Wed Nov 13 19:38:32 2013
Response via : Multiple Level Calibration

Min. RRF : 0.000 Min. Rel. Area : 50% Max. R.T. Dev 0.50min
Max. RRF Dev : 30% Max. Rel. Area : 200%

		Compound	Amount	Calc.	%Dev	Area%	Dev(min)
38	I	Chlorobenzene-d5 (IS)	12.500	12.500	0.0	110	0.00
39	S	Toluene-d8 (SU3)	12.500	12.469	0.2	111	0.00
40	T	(MIBK) 4-Methyl-2-Pentanone	1.250	1.030	17.6	289	0.02
41	CM	Toluene	1.250	1.197	4.2	113	0.02
42	T	trans-1,3-Dichloropropene	1.250	0.908	27.4	74	0.00
43	T	1,1,2-Trichloroethane	1.250	1.439	-15.1	119	0.02
44	M	Tetrachloroethene	1.250	1.096	12.3	91	0.00
45	T	1,3-Dichloropropane	1.250	1.324	-5.9	120	0.00
46	T	2-Hexanone	1.250	2.634	-110.7#	238	0.02
47	T	Dibromochloromethane	1.250	1.294	-3.5	109	0.00
48	T	1,2-Dibromoethane	1.250	1.543	-23.4	135	0.00
49	PM	Chlorobenzene	1.250	1.265	-1.2	113	0.00
50	T	1,1,1,2-Tetrachloroethane	1.250	1.170	6.4	104	0.00
51	CM	Ethylbenzene	1.250	1.260	-0.8	116	0.00
52	TM	m,p-Xylenes	2.500	2.712	-8.5	123	0.00
53	TM	o-Xylene	1.250	1.344	-7.5	120	0.00
54	T	Styrene	1.250	1.511	-20.9	125	0.00
55	P	Bromoform	1.250	1.415	-13.2	120	0.00
56	T	Isopropylbenzene	1.250	1.255	-0.4	114	0.00
57	T	1,2,3-Trichloropropane	1.250	1.719	-37.5#	150	0.00
58	S	4-Bromofluorobenzene (SU4)	12.500	13.019	-4.2	115	0.00
59	I	1,4-Dichlorobenzene-d4 (IS)	12.500	12.500	0.0	114	0.00
60	P	1,1,2,2-Tetrachloroethane	1.250	1.853	-48.2#	175	0.00
61	T	Bromobenzene	1.250	1.280	-2.4	121	0.00
62	T	n-Propylbenzene	1.250	1.183	5.4	118	0.00
63	T	2-Chlorotoluene	1.250	1.253	-0.2	117	0.00
64	T	1,3,5-Trimethylbenzene	1.250	1.308	-4.6	123	0.00
65	T	4-Chlorotoluene	1.250	1.305	-4.4	121	0.00
66	T	tert-Butylbenzene	1.250	1.133	9.4	104	0.00
67	T	1,2,4-Trimethylbenzene	1.250	1.495	-19.6	145	0.00
68	T	sec-Butylbenzene	1.250	1.226	1.9	112	0.00
69	T	p-Isopropyltoluene	1.250	1.439	-15.1	134	0.00
70	T	1,3-Dichlorobenzene	1.250	1.284	-2.7	116	0.00
71	T	1,4-Dichlorobenzene	1.250	1.302	-4.2	117	0.00
72	T	n-Butylbenzene	1.250	1.323	-5.8	127	0.00
73	T	1,2-Dichlorobenzene	1.250	1.345	-7.6	121	0.00

(#) = Out of Range

Data File : C:\HPCHEM\1\DATA\053014L3\E30CCV01.D Vial: 9
Acq On : 30 May 2014 6:20 am Operator: DN
Sample : 1.25/2.5/12.5 ug/L 8260B std Inst : GC/MS Ins
Misc : 20mL 8260 CCV Multiplr: 1.00
MS Integration Params: rteint.p

Method : C:\HPCHEM\1\METHODS\MW111313.M (RTE Integrator)
Title : 8260B GC/MS #3 ICAL 11/13/13 DN
Last Update : Wed Nov 13 19:38:32 2013
Response via : Multiple Level Calibration

Min. RRF : 0.000 Min. Rel. Area : 50% Max. R.T. Dev 0.50min
Max. RRF Dev : 30% Max. Rel. Area : 200%

		Compound	Amount	Calc.	%Dev	Area%	Dev(min)
74	T	1,2-Dibromo-3-chloropropane	1.250	1.944	-55.5#	167	0.00
75	T	1,2,4-Trichlorobenzene	1.250	1.284	-2.7	121	0.00
76	T	Hexachlorobutadiene	1.250	1.268	-1.4	120	0.00
77	T	Naphthalene	1.250	2.210	-76.8#	215	0.00
78	T	Hexachloroethane	1.250	1.221	2.3	111	0.00
79	T	1,2,3-Trichlorobenzene	1.250	1.267	-1.4	123	0.00

(#) = Out of Range SPCC's out = 0 CCC's out = 0

SUMMARY OF INTERNAL STANDARDS

GC/MS QA-QC Check Report

Tune File : C:\HPCHEM\1\DATA\053014L3\E30BFB01.D
Tune Time : 30 May 14 6:06 am

Daily Calibration File : C:\HPCHEM\1\DATA\013014L3\A30CCV01.D

						(PFB)	(CLBD	(1,4-
						1590180	1163370	587649
File	Sample	Surrogate Recovery %				Internal Standard Responses		
E3000001.D	3E43001-	92	93	95	106	1463339	1193802	650445
E3000002.D	3E43001-	93	92	97	110	1550819	1252005	689089
E3000003.D	34E3001-	91	92	94	108	1638509	1326871	721605
E3000004.D	3E43001-	94	94	96	110	1575066	1286154	708804
E3000005.D	3E43001-	94	96	96	112	1495954	1233484	698417
E3000006.D	3E43001-	94	97	94	112	1452575	1211623	685597
E3000007.D	3E43001-	92	90	94	109	1576971	1289023	706098
E3000008.D	3E43001-	93	95	91	111	1378002	1166367	644664
E3000009.D	3E43001-	92	94	93	110	1467890	1213356	667526
E3000010.D	3E43001-	95	98	90	109	1340657	1141105	627627
E30BLK01.D	34E3001-	91	94	93	107	1622577	1329092	724181
E30LCS01.D	34E3001-	92	97	101	101	1477084	1081008	551762
E30LCS02.D	34E3001-	89	90	100	101	1547770	1115262	545884

t - fails 12hr time check * - fails criteria

Created: Sun Jun 08 11:47:15 2014 GC MS Ins

SUMMARY OF INSTRUMENT TUNING

BFB

Data File : C:\HPCHEM\1\DATA\053014L3\E30BFB01.D Vial: 1
Acq On : 30 May 2014 6:06 am Operator: DN
Sample : 50 ng BFB tune Inst : GC/MS Ins
Misc : 12HRS SYSTEM BFB TUNING Multiplr: 1.00
MS Integration Params: rteint.p
Method : C:\HPCHEM\1\METHODS\MW111313.M (RTE Integrator)
Title : 8260B GC/MS #3 ICAL 11/13/13 DN

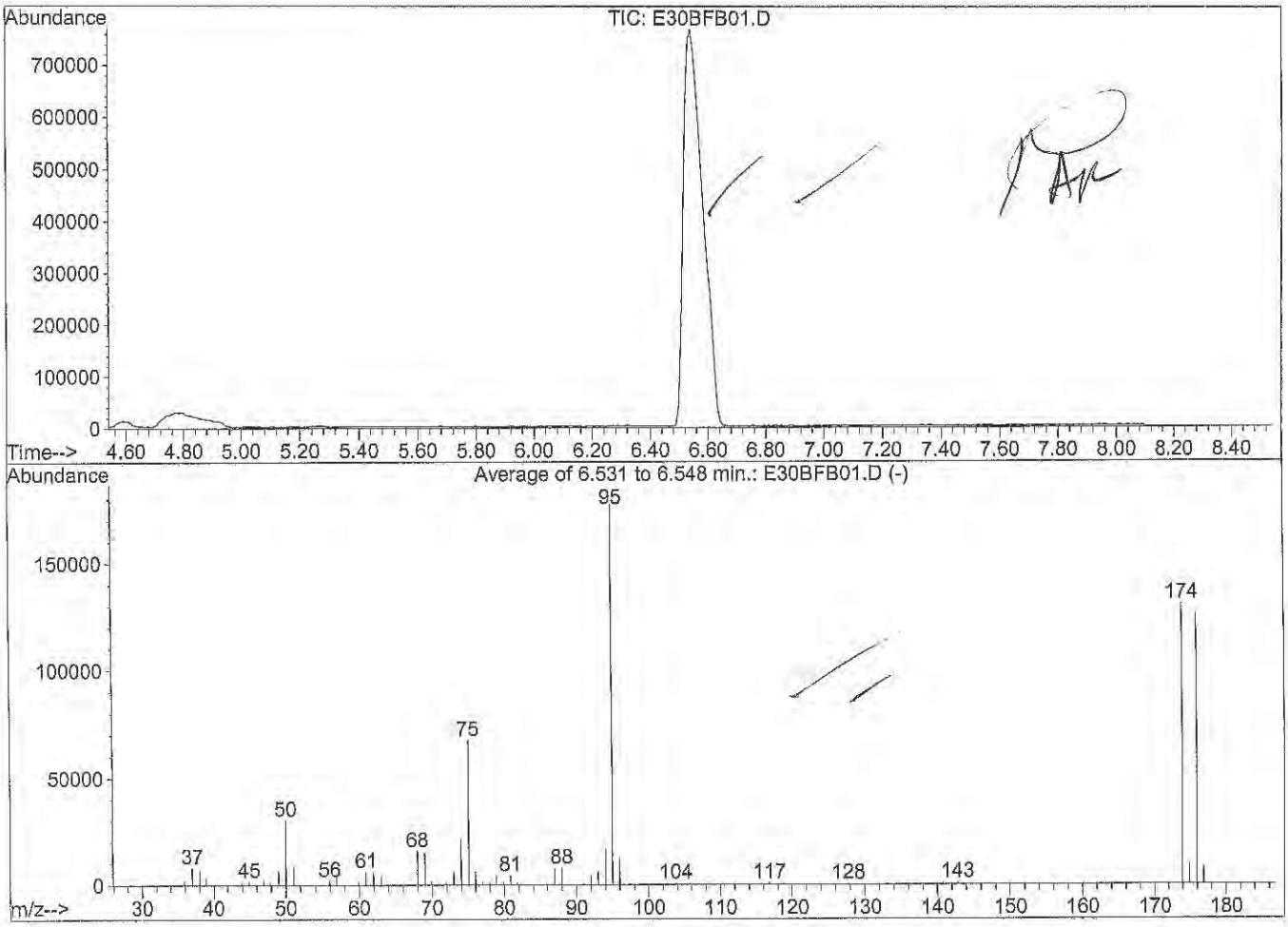

AutoFind: Scans 320, 321, 322; Background Corrected with Scan 312

Target Mass	Rel. to Mass	Lower Limit%	Upper Limit%	Rel. Abn%	Raw Abn	Result Pass/Fail
50	95	15	40	17.1	30267	PASS
75	95	30	60	38.0	67488	PASS
95	95	100	100	100.0	177515	PASS
96	95	5	9	6.6	11772	PASS
173	174	0.00	2	0.0	0	PASS
174	95	50	100	73.7	130805	PASS
175	174	5	9	7.2	9447	PASS
176	174	95	101	96.5	126205	PASS
177	176	5	9	6.4	8123	PASS

E30BFB01.D MW111313.M Fri May 30 06:20:40 2014

INJECTION LOG

Injection Log

Directory: c:\hpchem\1\data\053014l3

Line	Vial	FileName	Multiplier	SampleName	Misc Info	Injected
1	11	e3000001.d	10.	3E43001-01	100cc Equipment Blank	30 May 14 08:15
2	1	e3000002.d	10.	3E43001-02	100cc SVL-546-SA5D-SV-5.0-6.0	30 May 14 08:44
3	2	e3000003.d	10.	34E3001-DUP1	100cc SVL-546-SA5D-SV-5.0-6.0	30 May 14 09:18
4	3	e3000004.d	10.	3E43001-03	100cc SVL-846-SA5D-SV-5.0-6.0	30 May 14 09:51
5	4	e3000005.d	10.	3E43001-04	100cc SVL-546-SA5D-SV-10.0-11.0	30 May 14 10:24
6	5	e3000006.d	10.	3E43001-05	100cc SVL-546-SA5D-SV-16.0-17.0	30 May 14 10:57
7	6	e3000007.d	10.	3E43001-06	100cc SVL-550-SA5D-SV-5.0-6.0	30 May 14 11:29
8	7	e3000008.d	10.	3E43001-07	100cc SVL-550-SA5D-SV-11.0-12.0	30 May 14 12:00
9	8	e3000009.d	10.	3E43001-08	100cc SVL-550-SA5D-SV-17.0-18.0	30 May 14 12:33
10	1	e3000010.d	10.	3E43001-09	100cc FB-053014	30 May 14 13:01
11	1	e30bfb01.d	1.	50 ng BFB tune	12HRS SYSTEM BFB TUNING	30 May 14 06:06
12	11	e30blk01.d	10.	34E3001-BLK1	100cc AMBIENT AIR/H20	30 May 14 07:45
13	9	e30ccv01.d	1.	1.25/2.5/12.5 ug/L 8260B std	20mL 8260 CCV	30 May 14 06:20
14	10	e30lcs01.d	1.	34E3001-BS1	20cc 1.25/2.5/12.5 ug/L LCS	30 May 14 06:49
15	9	e30lcs02.d	1.	34E3001-BSD1	20cc 1.25/2.5/12.5 ug/L LCS	30 May 14 13:30

SAMPLE LOG SHEET

Environmental Support Technologies, Inc.
SOIL GAS - FIELD ANALYSIS
Sample Log Sheet

Date: 05/30/2014
Analyst: DN
Lab ID: # 3
Batch Number: 34E3001
Project Number: EST2754

MWH SSFL , CA

EPA Method: 8260B CHHSLS 0.02 RL GILAN AIR5 PUMP
Initial Calibration: MW111313.MTH FLOW RATE @ 200mL/min
Cal Std Lot No.: 4D14009
LCS Std Lot No.: 4D14008 Glass Bulb Bake @
IS/SS Lot No.: 4D14001 130 degree for 30 min

File No.	Port No.	Sample Lab No.	Sample ID	Amount	Dilution Factor	Bulb Surr added	Time Sample Loaded	Time Sample Analyzed	Glass Bulb #	PID READING
E430BFB1	1	50uL BFB1	12HRS TUNING	1uL	1x	PASS	@	606		
CCV1	9	1.25/2.5/12.5 CCV1	8260 STARDARD	20mL	1x	605	606	620		
BS1	9	34E3001-BS1	8260 1.25/2.5/12.5 ug/L LCS	20mL	1x	635	636	649		
BLK1	1	34E3001-BLK1	METHOD BLANK	100cc	1x	730	731	745		
1	2	3E43001-01	EQUIPMENT BLANK	100cc	1x	755	756	815	8	0.0
2	1	3E43001-02	SVL-546-SA5D-SV-5.0-6.0	100cc	1x	746	747	844	2	0.0
3	2	34E3001-DUP1	SVL-546-SA5D-SV-5.0-6.0	100cc	1x	746	747	918	2	0.0
4	3	3E43001-03	SVL-846-SA5D-SV-5.0-6.0	100cc	1x	746	747	951	13	0.0
5	4	3E43001-04	SVL-546-SA5D-SV-10.0-11.0	100cc	1x	819	820	1024	11	0.0
6	5	3E43001-05	SVL-546-SA5D-SV-16.0-17.0	100cc	1x	900	901	1057	9	0.0
7	6	3E43001-06	SVL-550-SA5D-SV-5.0-6.0	100cc	1x	939	940	1129	12	0.0
8	7	3E43001-07	SVL-550-SA5D-SV-11.0-12.0	100cc	1x	1007	1008	1200	7	0.0
9	8	3E43001-08	SVL-550-SA5D-SV-17.0-18.0	100cc	1x	1042	1043	1233	6	0.0
12	4	3E43001-09	FB-052914	100cc	1x	1109	1110	1301	9	0.0
BSD1	9	34E3001-BSD1	8260 1.25/2.5/12.5 ug/L LCS	20mL	1x	1320	1321	1330		

CASE NARRATIVE

LABORATORY CASE NARRATIVE
(EPA 8260B)

SDG: 34E3001
DATE: May 30, 2014
PROJECT No.: EST2754

Nine (9) Glass Bulb soil vapor samples were analyzed on May 30, 2014, by EPA Method Analysis performed using a gas chromatograph/mass spectrometer (GC/MS).

Sample Preservation and Holding Times

Samples were preserved according to the method recommendation, unless otherwise noted on the chain-of-custody (COC) and /or the sample log sheet. Holding times were met, unless otherwise noted in the report with data qualifiers.

QA/QC Criteria

All quality objective criteria were met, except as noted in the report with data qualifiers.

Samples Analysis

No anomalies were observes during analysis of the samples.

COMMENTS:

Results that fall between the MDL and RL are 'J' flagged.

Adjusted values corrected for significant figure correction (10X) and sample volume (5X).

RAW DATA FOR QC SAMPLES AND INITIAL CALIBRATION DUPLICATE SAMPLE

Quantitation Report (Not Reviewed)

Data File : C:\HPCHEM\1\DATA\053014L3\E3000003.D Vial: 2
Acq On : 30 May 2014 9:18 am Operator: DN
Sample : 34E3001-DUP1 Inst : GC/MS Ins
Misc : 100cc SVL-546-SA5D-SV-5.0-6.0 Multiplr: 10.00
MS Integration Params: rteint.p
Quant Time: May 30 9:39 19114 Quant Results File: MW111313.RES

Quant Method : C:\HPCHEM\1\METHODS\MW111313.M (RTE Integrator)
Title : 8260B GC/MS #3 ICAL 11/13/13 DN
Last Update : Wed Nov 13 19:38:32 2013
Response via : Initial Calibration
DataAcq Meth : MW111313

Internal Standards	R.T.	QIon	Response	Conc	Units	Dev(Min)
1) Fluorobenzene (IS)	10.29	96	1638509	12.50	ug/L	0.00
38) Chlorobenzene-d5 (IS)	13.92	117	1326871	12.50	ug/L	0.00
59) 1,4-Dichlorobenzene-d4 (IS	16.51	152	721605	12.50	ug/L	0.00
System Monitoring Compounds						
2) Dibromofluoromethane (SU1)	9.42	113	464855	11.37	ug/L	0.00
Spiked Amount 12.500	Range 75 - 125		Recovery = 90.96%			
28) 1,2-Dichloroethane-d4 (SU2	9.89	65	444266	11.44	ug/L	0.00
Spiked Amount 12.500	Range 75 - 125		Recovery = 91.52%			
39) Toluene-d8 (SU3)	12.20	98	1446994	11.69	ug/L	0.00
Spiked Amount 12.500	Range 75 - 125		Recovery = 93.52%			
58) 4-Bromofluorobenzene (SU4)	15.22	95	731976	13.49	ug/L	0.00
Spiked Amount 12.500	Range 75 - 125		Recovery = 107.92%			
Target Compounds						Qvalue
4) Chloromethane	4.36	50	267	-1.12	ug/L #	41
6) Bromomethane	5.08	96	12776	5.31	ug/L #	1
7) Chloroethane	5.24	64	899	1.35	ug/L #	32
11) Acetone	6.47	58	7419	6.87	ug/L	93
12) (IPA) Leak Check Compound	6.47	45	155451	789.53	ug/L #	82
13) Carbon disulfide	6.85	76	18490	1.36	ug/L #	80
14) Methylene Chloride	7.08	84	6003	1.33	ug/L #	1
15) (TBA) tert-Butanol	6.90	59	1775	6.35	ug/L #	77
24) Chloroform	9.19	83	1887	0.22	ug/L #	1
25) (ETBE) 2-ethoxy 2-methyl p	8.48	59	535	0.05	ug/L #	44
29) 1,1-Dichloropropene	9.93	75	404	0.06	ug/L #	1
31) Benzene	9.98	78	8814	0.57	ug/L #	80
32) 1,2-Dichloroethane	9.93	62	6045	1.11	ug/L #	1
40) (MIBK) 4-Methyl-2-Pentanon	12.20	43	7511	2.84	ug/L #	100
41) Toluene	12.29	91	10481	0.58	ug/L	98
46) 2-Hexanone	13.05	43	304	0.10	ug/L #	37
51) Ethylbenzene	14.14	91	8060	0.39	ug/L	94
52) m,p-Xylenes	14.14	106	3150	0.43	ug/L	79
53) o-Xylene	14.61	106	513	0.07	ug/L #	1
54) Styrene	14.62	104	2355	-0.64	ug/L #	71
56) Isopropylbenzene	15.00	105	303	0.02	ug/L #	55
62) n-Propylbenzene	15.47	91	638	0.02	ug/L #	56

(#) = qualifier out of range (m) = manual integration

Quantitation Report (Not Reviewed)

Data File : C:\HPCHEM\1\DATA\053014L3\E3000003.D Vial: 2
Acq On : 30 May 2014 9:18 am Operator: DN
Sample : 34E3001-DUP1 Inst : GC/MS Ins
Misc : 100cc SVL-546-SA5D-SV-5.0-6.0 Multiplr: 10.00
MS Integration Params: rteint.p
Quant Time: May 30 9:39 19114 Quant Results File: MW111313.RES

Quant Method : C:\HPCHEM\1\METHODS\MW111313.M (RTE Integrator)
Title : 8260B GC/MS #3 ICAL 11/13/13 DN
Last Update : Wed Nov 13 19:38:32 2013
Response via : Initial Calibration
DataAcq Meth : MW111313

Compound	R.T.	QIon	Response	Conc	Unit		Qvalue
63) 2-Chlorotoluene	15.47	91	638	0.04	~~ug/L~~	#	45
64) 1,3,5-Trimethylbenzene	15.62	105	329	0.02	~~ug/L~~	#	31
67) 1,2,4-Trimethylbenzene	16.05	105	2877	0.15	~~ug/L~~	#	84
68) sec-Butylbenzene	16.33	105	905	0.04	~~ug/L~~	#	62
69) p-Isopropyltoluene	16.37	119	1417	0.07	~~ug/L~~	#	52

(#) = qualifier out of range (m) = manual integration

Data File : C:\HPCHEM\1\DATA\053014L3\E3000003.D Vial: 2
Acq On : 30 May 2014 9:18 am Operator: DN
Sample : 34E3001-DUP1 Inst : GC/MS Ins
Misc : 100cc SVL-546-SA5D-SV-5.0-6.0 Multiplr: 10.00
MS Integration Params: rteint.p
Quant Time: May 30 9:39 19114 Quant Results File: MW111313.RES

Method : C:\HPCHEM\1\METHODS\MW111313.M (RTE Integrator)
Title : 8260B GC/MS #3 ICAL 11/13/13 DN
Last Update : Wed Nov 13 19:38:32 2013
Response via : Initial Calibration



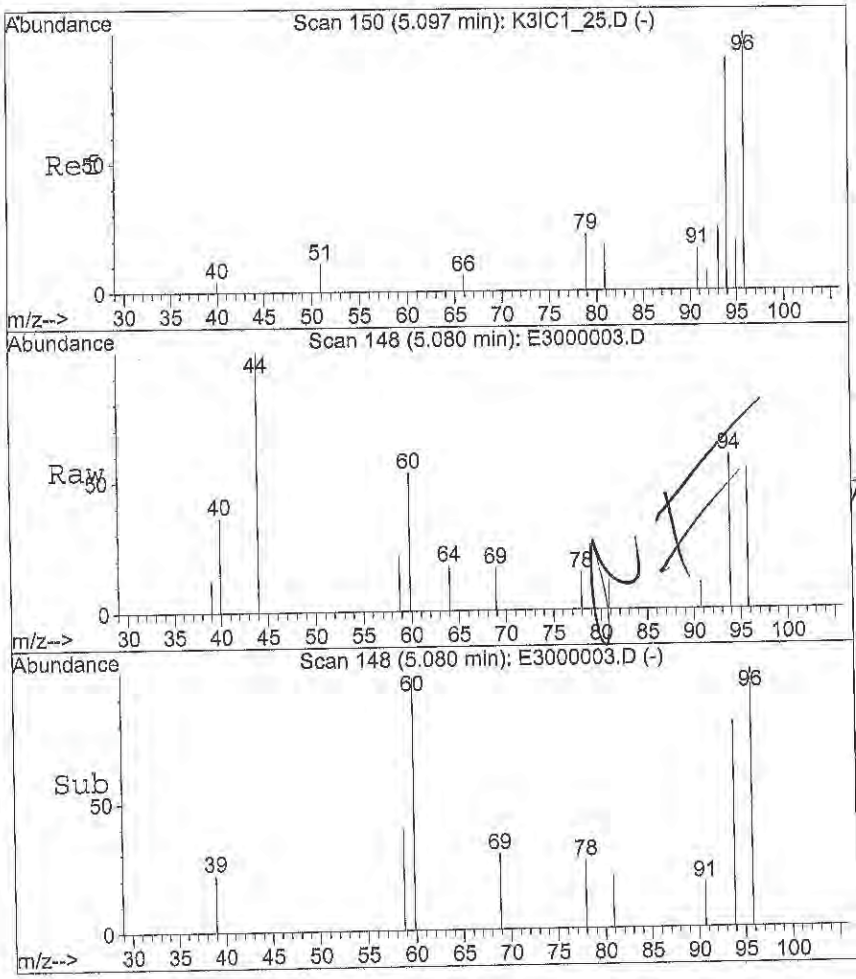

#6
Bromomethane
Concen: 5.31 ug/L
RT: 5.08 min Scan# 148
Delta R.T. -0.02 min
Lab File: E3000003.D
Acq: 30 May 2014 9:18 am

Tgt Ion: 96 Resp: 12776

Ion	Ratio	Lower	Upper
96	100		
94	0.0	101.0	151.4#

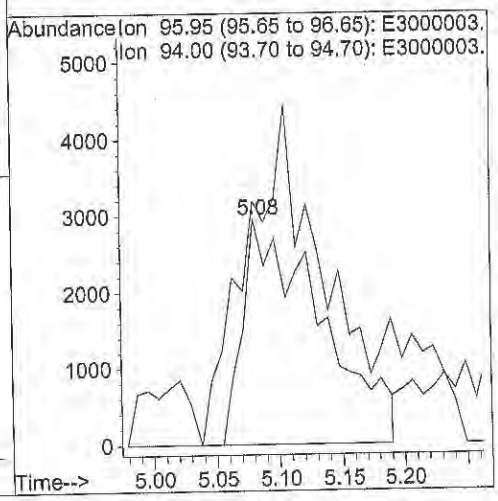

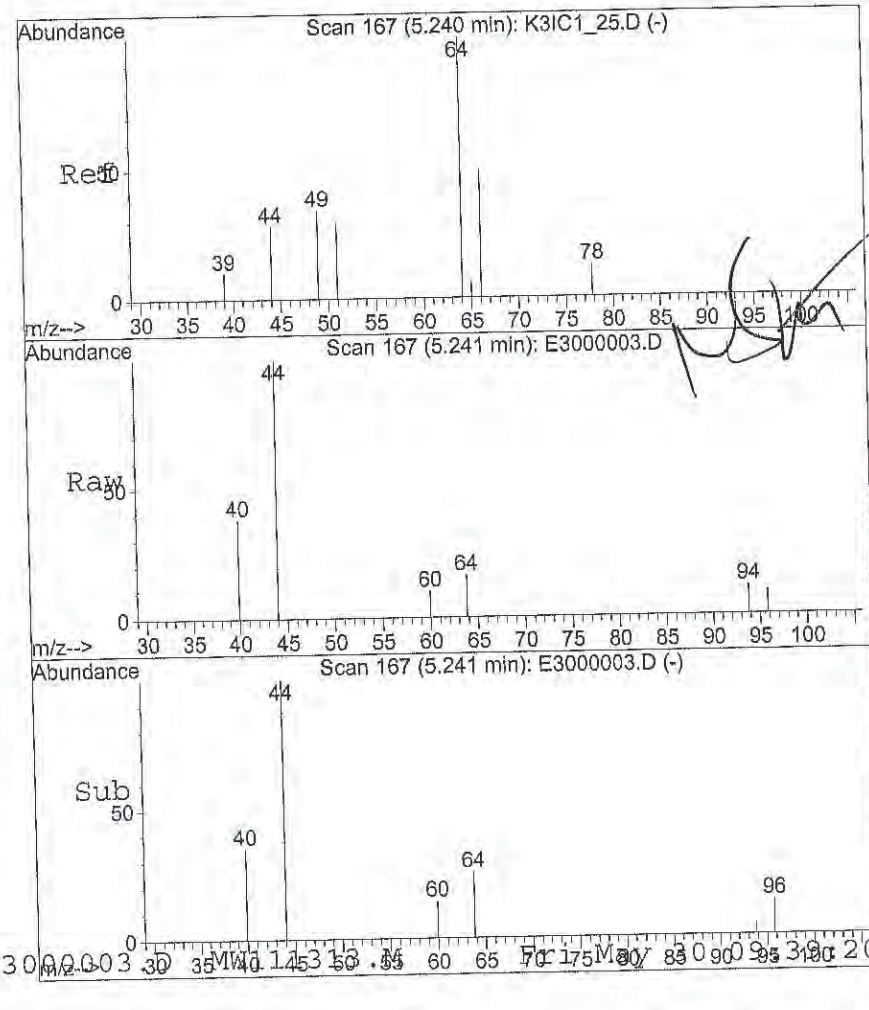

#7
Chloroethane
Concen: 1.35 ug/L
RT: 5.24 min Scan# 167
Delta R.T. 0.00 min
Lab File: E3000003.D
Acq: 30 May 2014 9:18 am

Tgt Ion: 64 Resp: 899

Ion	Ratio	Lower	Upper
64	100		
66	0.0	35.4	53.0#

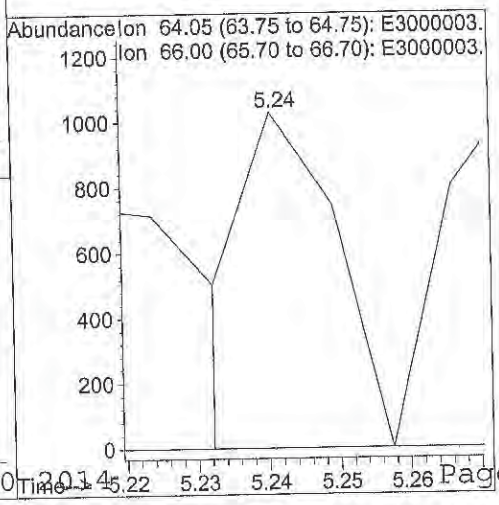

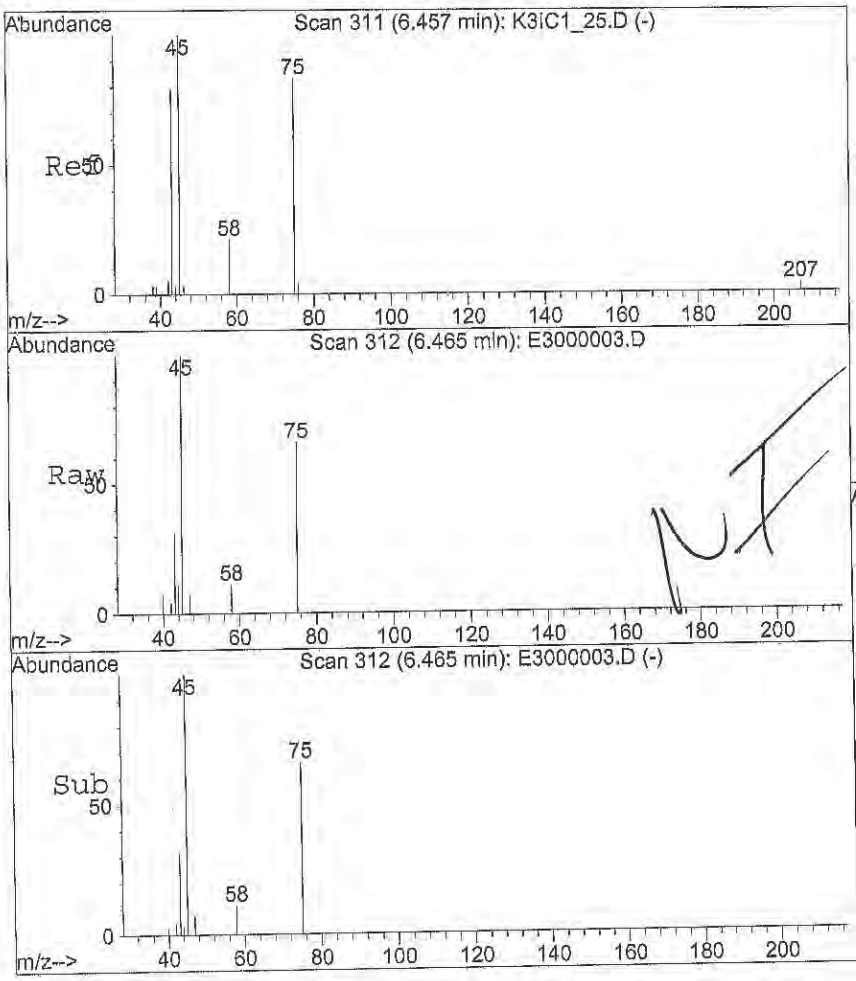

#11
Acetone
Concen: 6.87 ug/L
RT: 6.47 min Scan# 312
Delta R.T. 0.01 min
Lab File: E3000003.D
Acq: 30 May 2014 9:18 am

Tgt Ion: 58 Resp: 7419

Ion	Ratio	Lower	Upper
58	100		
43	470.1	360.9	541.3

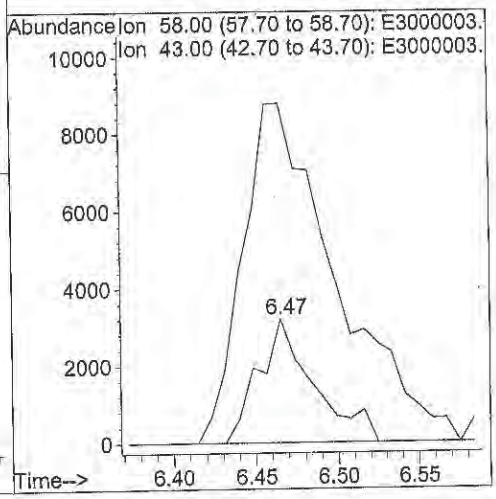



#12
(IPA) Leak Check Compound
Concen: 789.53 ug/L
RT: 6.47 min Scan# 313
Delta R.T. -0.07 min
Lab File: E3000003.D
Acq: 30 May 2014 9:18 am

Tgt Ion: 45 Resp: 155451

Ion	Ratio	Lower	Upper
45	100		
39	0.0	4.9	7.3#

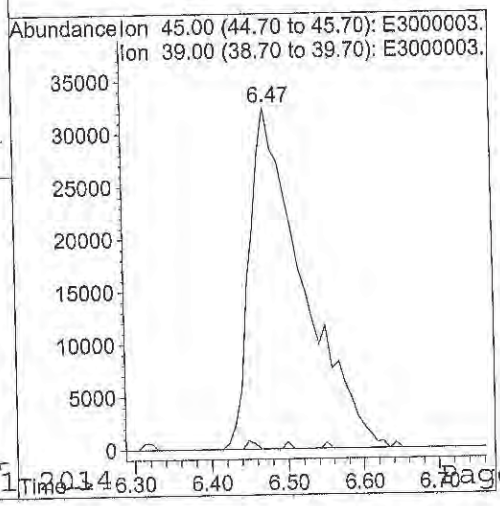

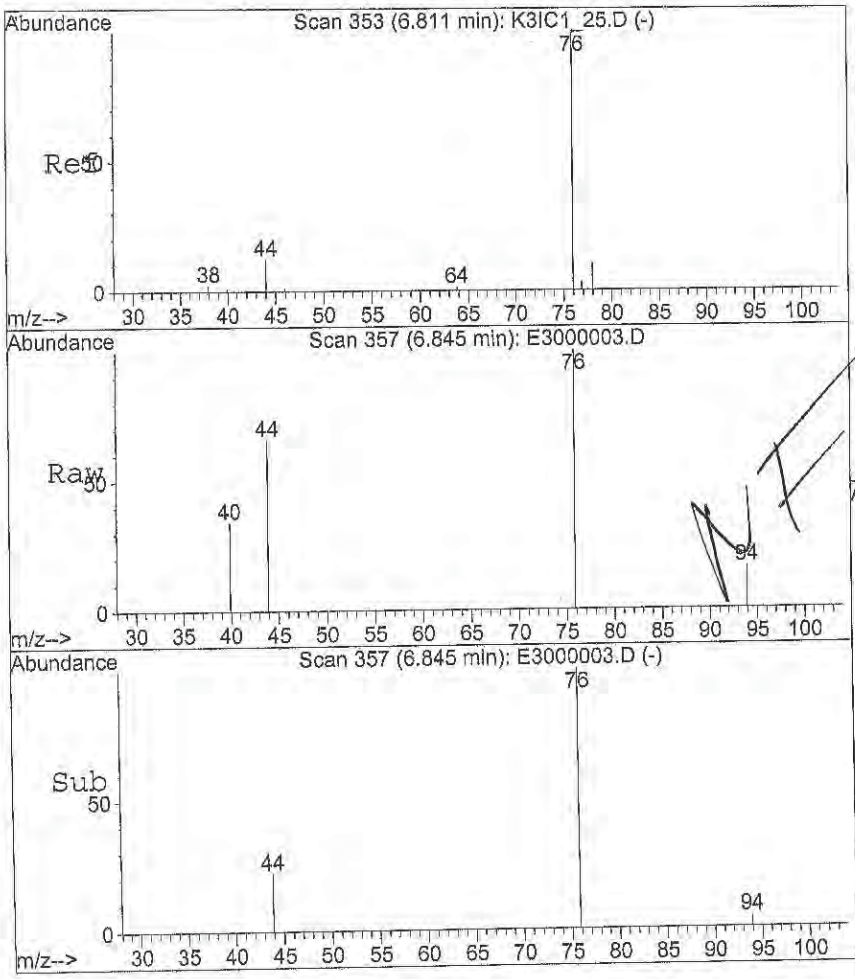

#13
Carbon disulfide
Concen: 1.36 ug/L
RT: 6.85 min Scan# 357
Delta R.T. 0.03 min
Lab File: E3000003.D
Acq: 30 May 2014 9:18 am

Tgt Ion: 76 Resp: 18490

Ion	Ratio	Lower	Upper
76	100		
78	1.5	7.0	10.4#

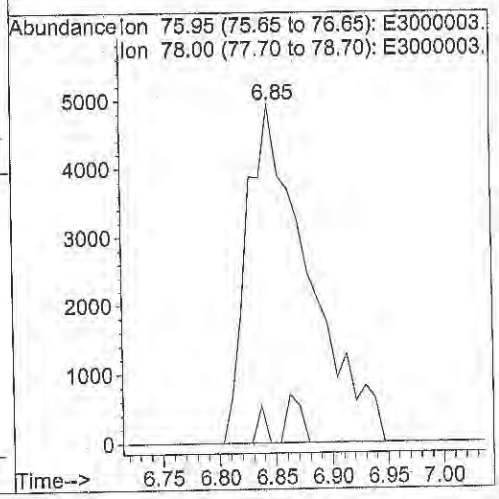



#14
Methylene Chloride
Concen: 1.33 ug/L
RT: 7.08 min Scan# 385
Delta R.T. 0.00 min
Lab File: E3000003.D
Acq: 30 May 2014 9:18 am

Tgt Ion: 84 Resp: 6003

Ion	Ratio	Lower	Upper
84	100		
49	945.3	89.8	134.6#
86	6802.1	51.1	76.7#
51	8233.7	28.5	42.7#

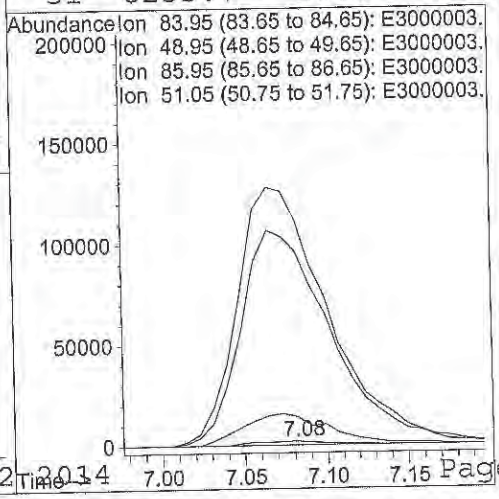

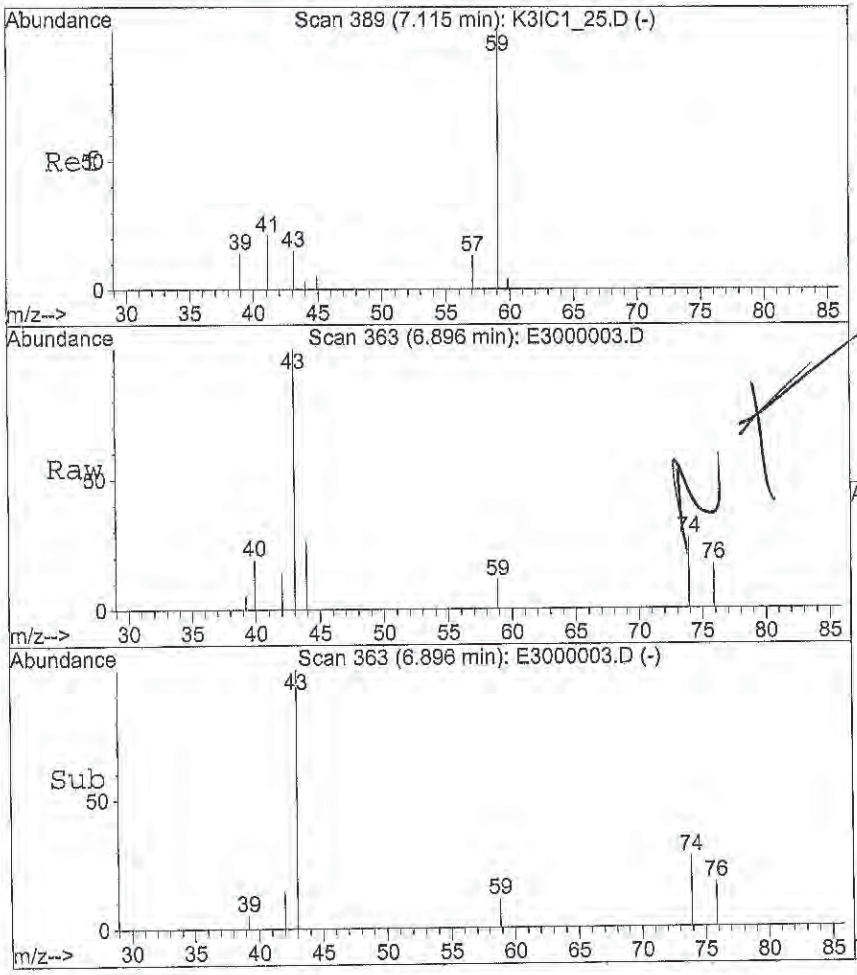

#15
(TBA) tert-Butanol
Concen: 6.35 ug/L
RT: 6.90 min Scan# 363
Delta R.T. -0.22 min
Lab File: E3000003.D
Acq: 30 May 2014 9:18 am

Tgt Ion: 59 Resp: 1775

Ion	Ratio	Lower	Upper
59	100		
57	0.0	6.4	9.6#

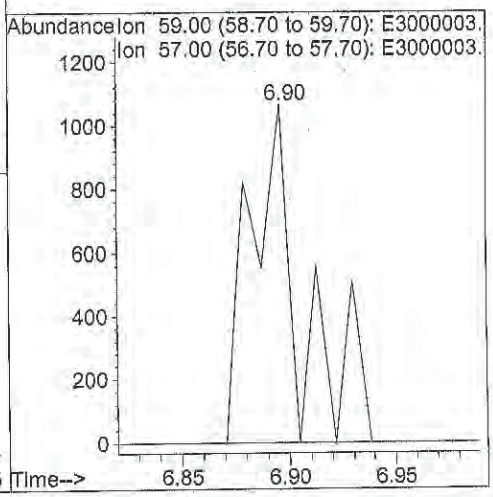

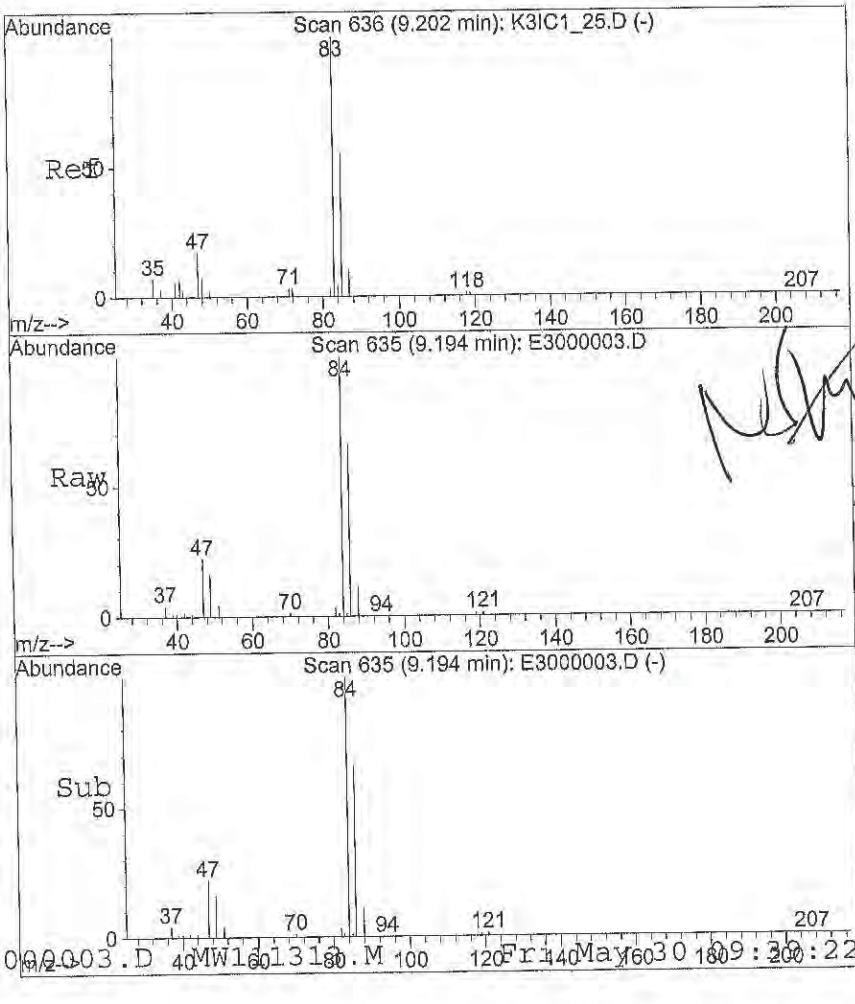

#24
Chloroform
Concen: 0.22 ug/L
RT: 9.19 min Scan# 635
Delta R.T. -0.01 min
Lab File: E3000003.D
Acq: 30 May 2014 9:18 am

Tgt Ion: 83 Resp: 1887

Ion	Ratio	Lower	Upper
83	100		
85	545.4	51.8	77.6#

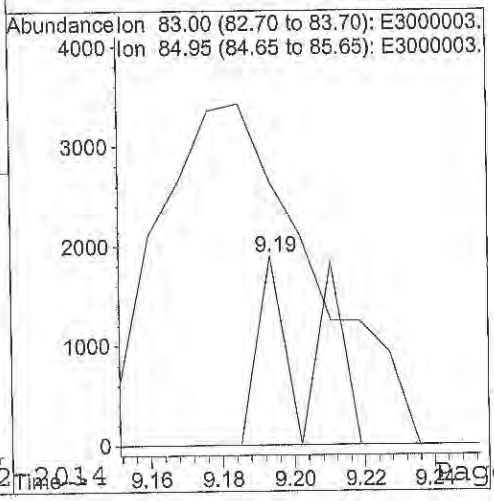

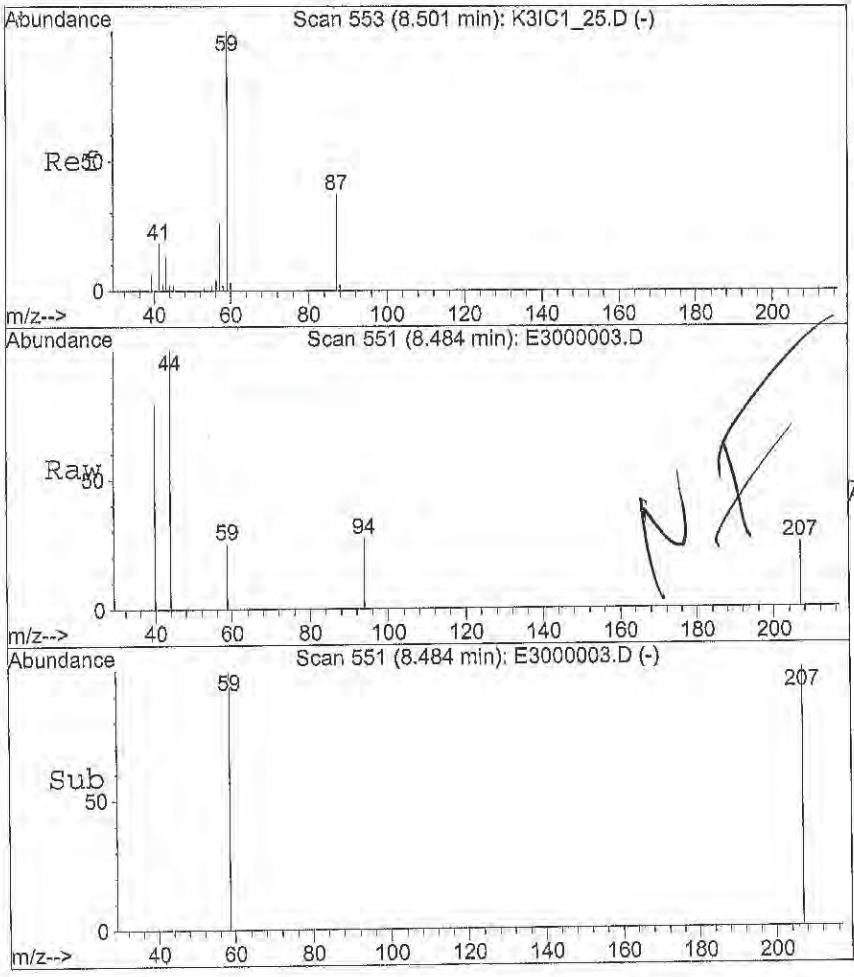

#25
(ETBE) 2-ethoxy 2-methyl propar
Concen: 0.05 ug/L
RT: 8.48 min Scan# 551
Delta R.T. -0.02 min
Lab File: E3000003.D
Acq: 30 May 2014 9:18 am

Tgt Ion: 59 Resp: 535

Ion	Ratio	Lower	Upper
59	100		
87	0.0	27.8	41.8#
57	0.0	19.8	29.6#
77	0.0	0.0	0.0

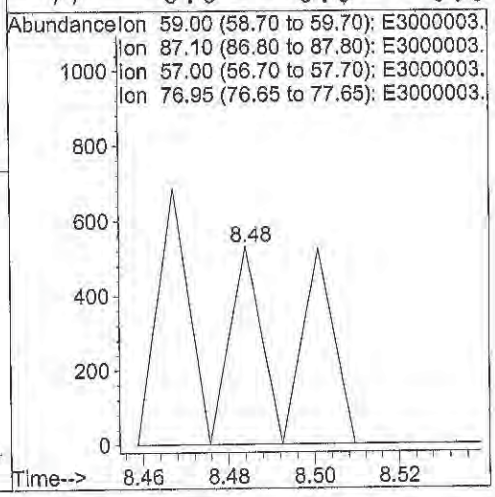

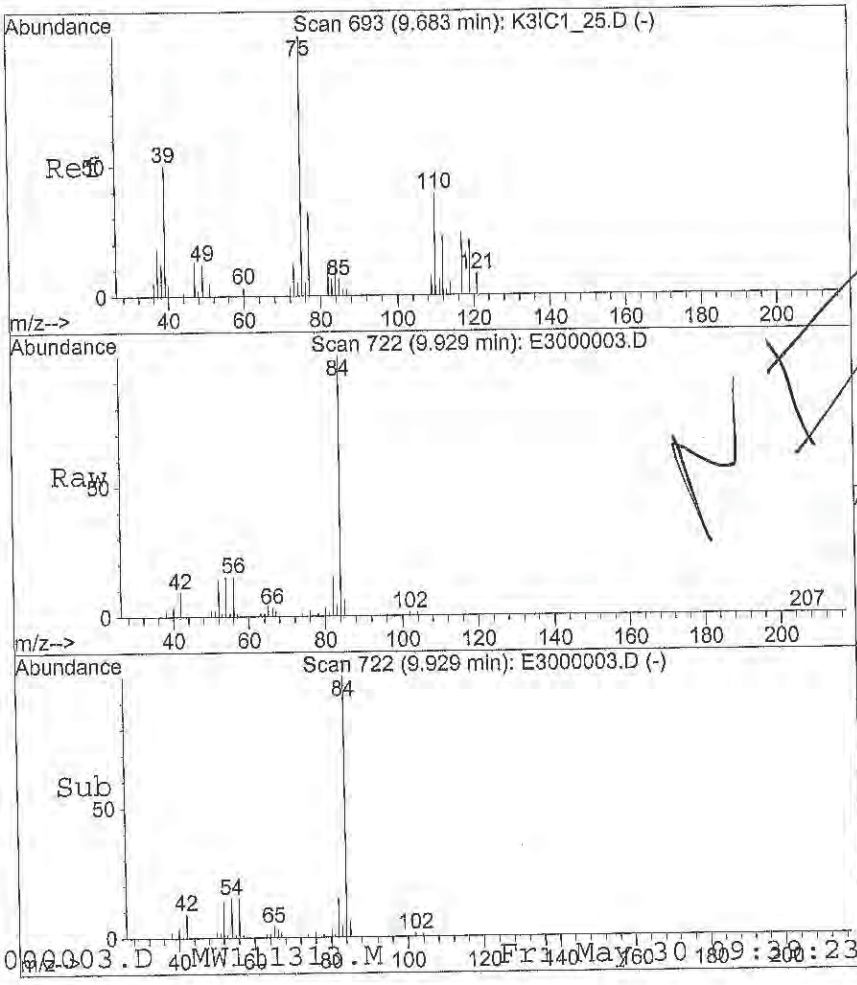

#29
1,1-Dichloropropene
Concen: 0.06 ug/L
RT: 9.93 min Scan# 722
Delta R.T. 0.25 min
Lab File: E3000003.D
Acq: 30 May 2014 9:18 am

Tgt Ion: 75 Resp: 404

Ion	Ratio	Lower	Upper
75	100		
110	0.0	29.0	43.6#
77	529.2	25.0	37.4#

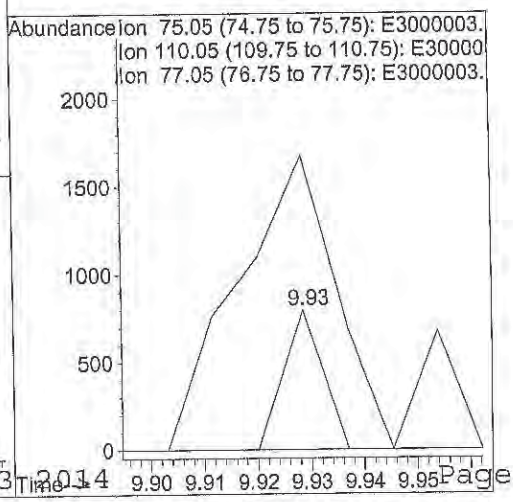

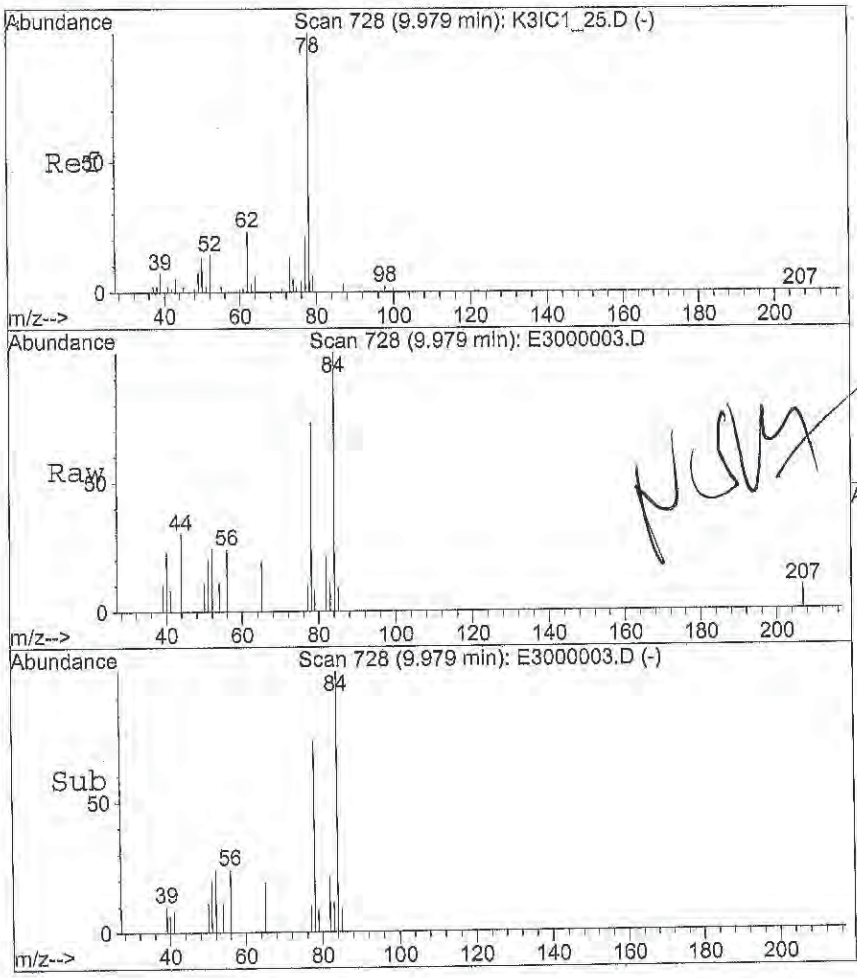

#31
Benzene
Concen: 0.57 ug/L
RT: 9.98 min Scan# 728
Delta R.T. 0.00 min
Lab File: E3000003.D
Acq: 30 May 2014 9:18 am

Tgt Ion: 78 Resp: 8814

Ion	Ratio	Lower	Upper
78	100		
51	0.0	14.2	21.2#
77	19.6	16.6	24.8

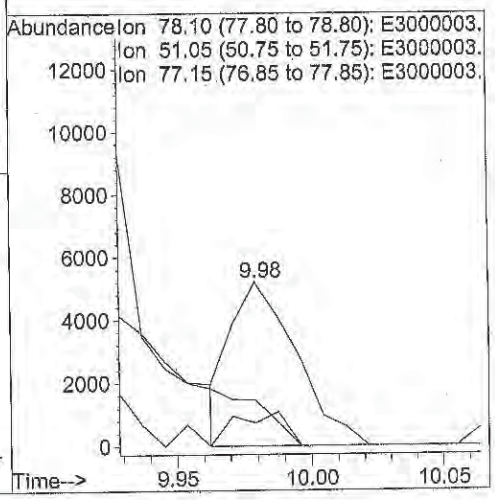

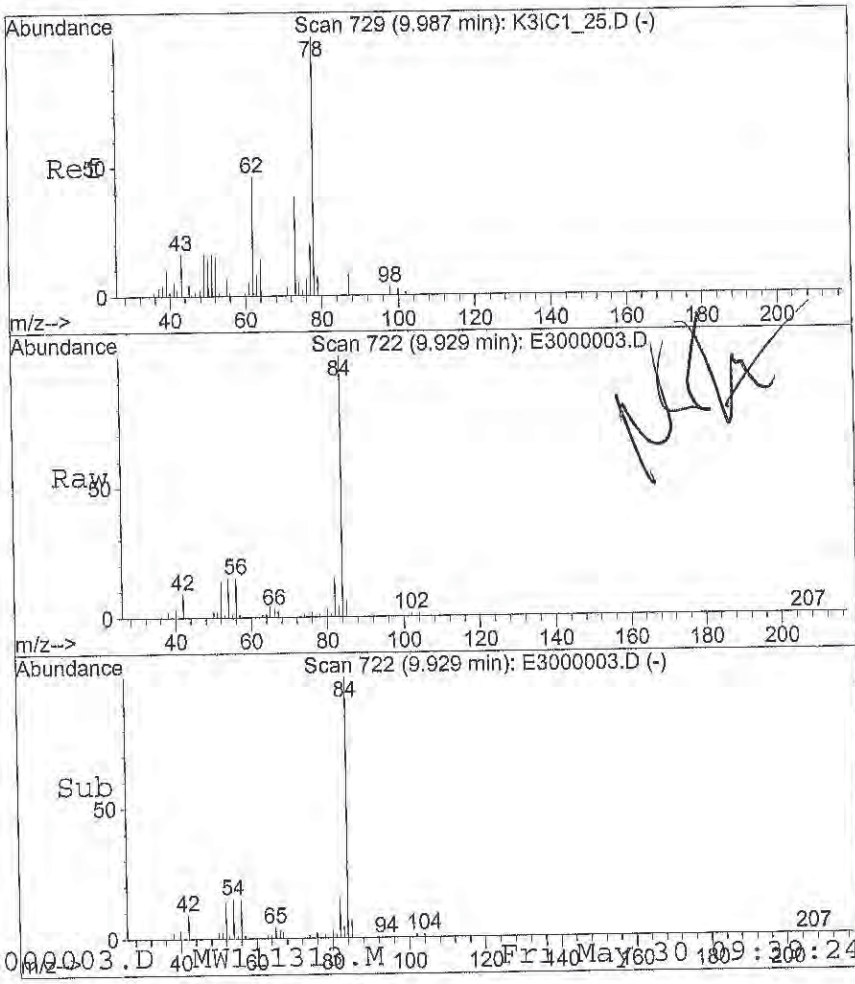

#32
1,2-Dichloroethane
Concen: 1.11 ug/L
RT: 9.93 min Scan# 722
Delta R.T. -0.06 min
Lab File: E3000003.D
Acq: 30 May 2014 9:18 am

Tgt Ion: 62 Resp: 6045

Ion	Ratio	Lower	Upper
62	100		
64	191.1	28.0	42.0#
49	0.0	28.5	42.7#
98	0.0	6.2	9.4#

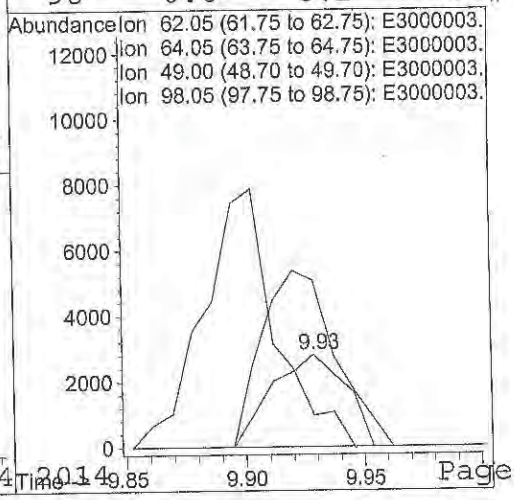

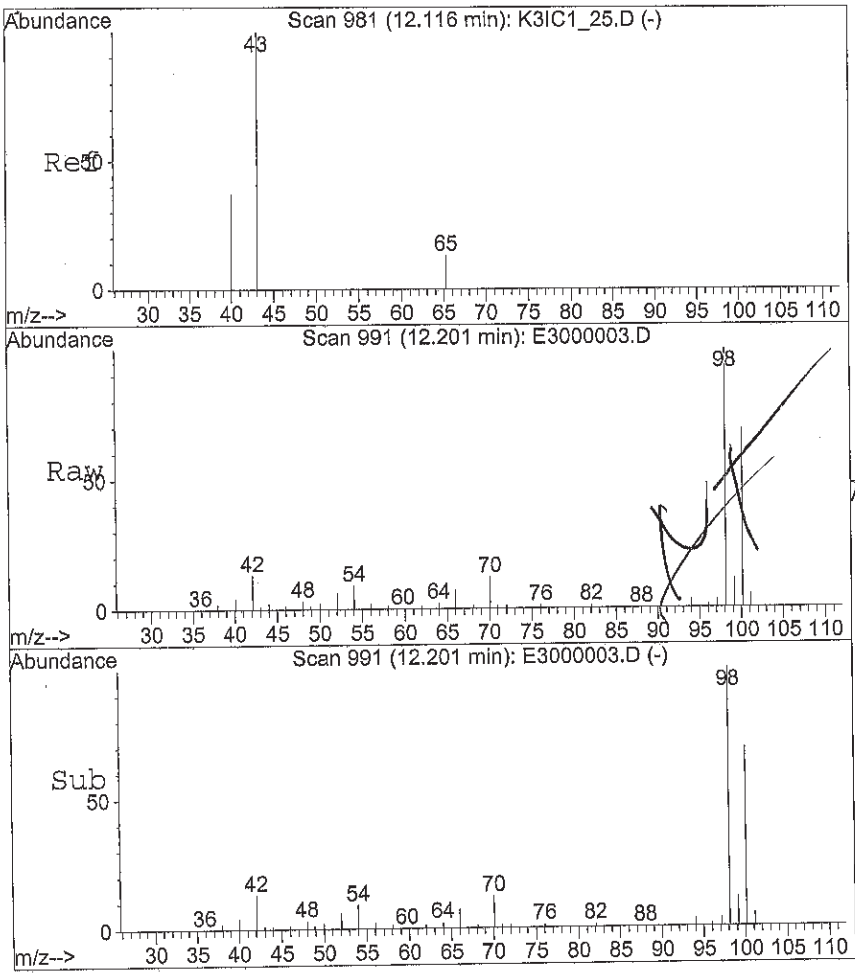

#40
(MIBK) 4-Methyl-2-Pentanone
Concen: 2.84 ug/L
RT: 12.20 min Scan# 991
Delta R.T. 0.08 min
Lab File: E3000003.D
Acq: 30 May 2014 9:18 am

Tgt Ion: 43 Resp: 7511

Ion	Ratio	Lower	Upper
43	100		
58	132.6	0.0	0.0#
85	0.0	0.0	0.0
100	12750.7	0.0	0.0#

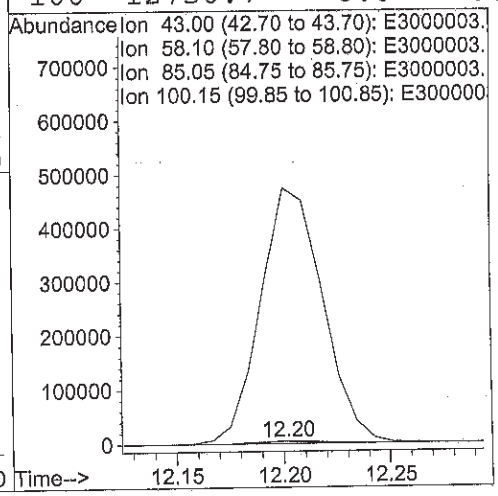

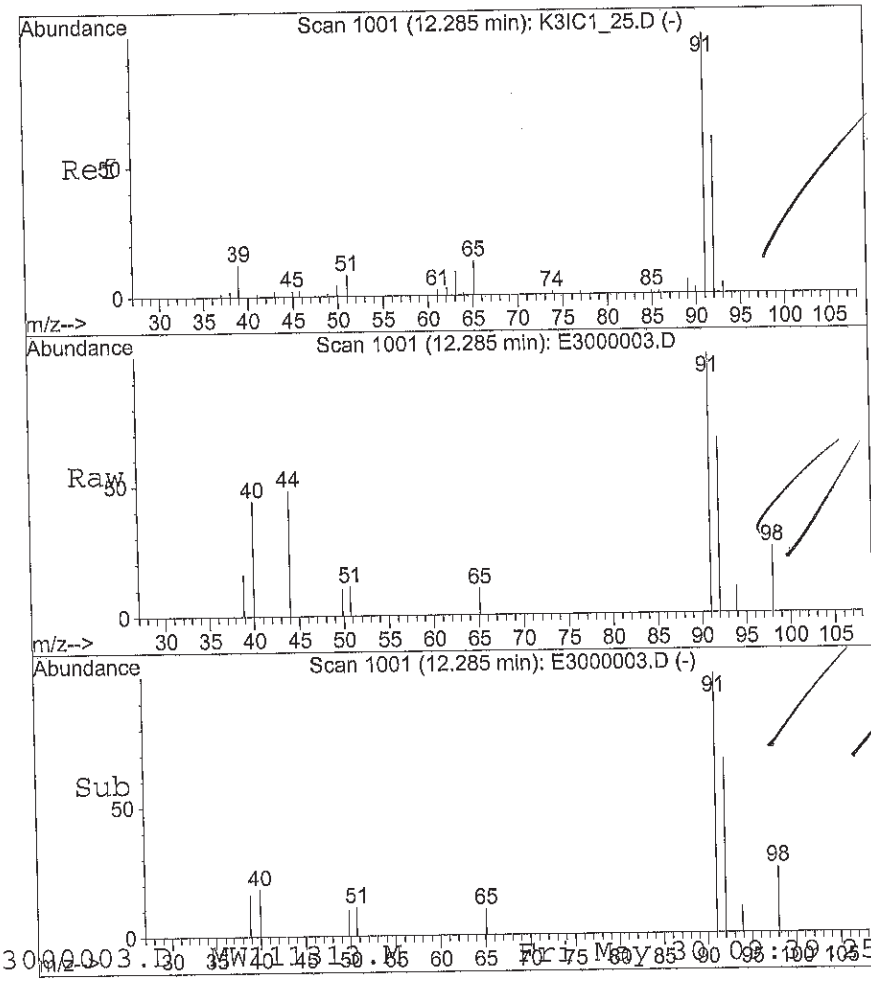

#41
Toluene
Concen: 0.58 ug/L
RT: 12.29 min Scan# 1001
Delta R.T. 0.00 min
Lab File: E3000003.D
Acq: 30 May 2014 9:18 am

Tgt Ion: 91 Resp: 10481

Ion	Ratio	Lower	Upper
91	100		
92	58.0	47.4	71.0

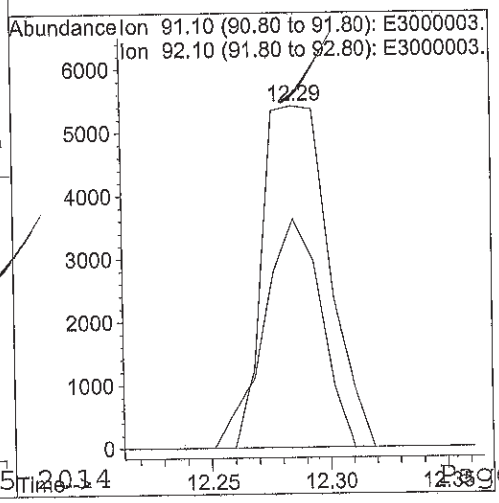

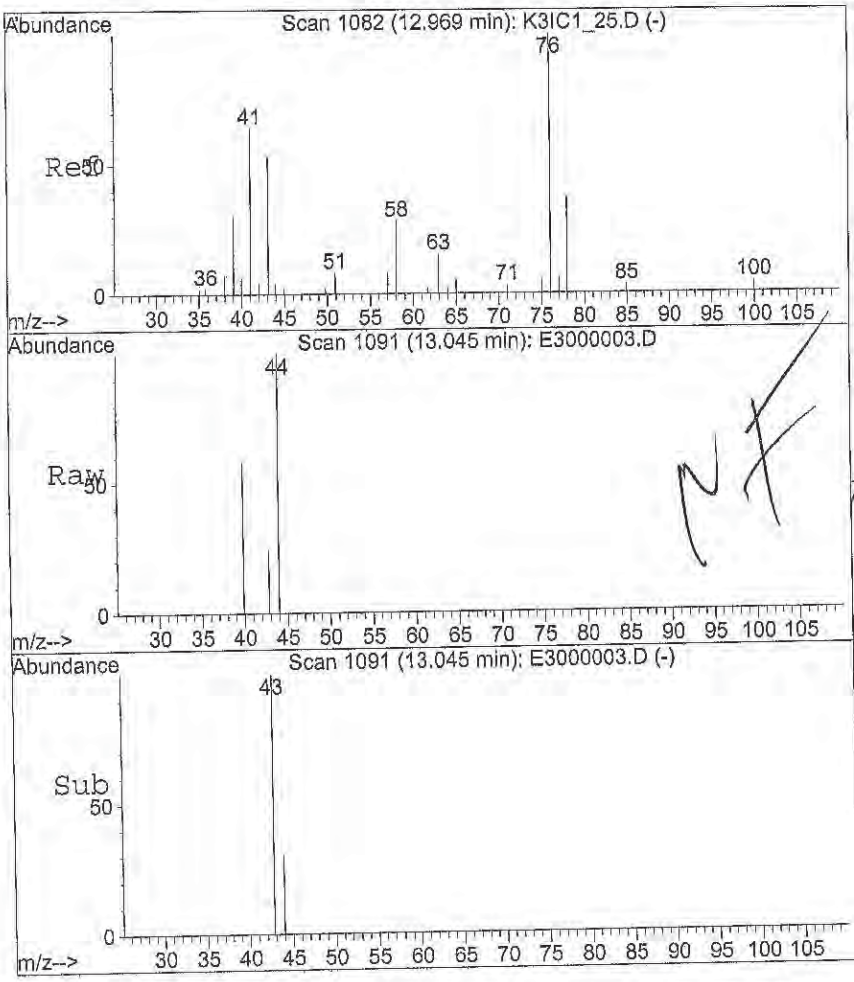

#46
2-Hexanone
Concen: 0.10 ug/L
RT: 13.05 min Scan# 1091
Delta R.T. 0.08 min
Lab File: E3000003.D
Acq: 30 May 2014 9:18 am

Tgt Ion: 43 Resp: 304

Ion	Ratio	Lower	Upper
43	100		
58	0.0	40.9	61.3#
100	0.0	5.5	8.3#
85	0.0	4.3	6.5#

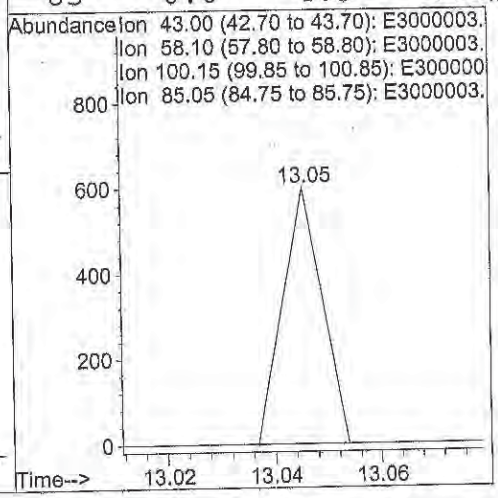

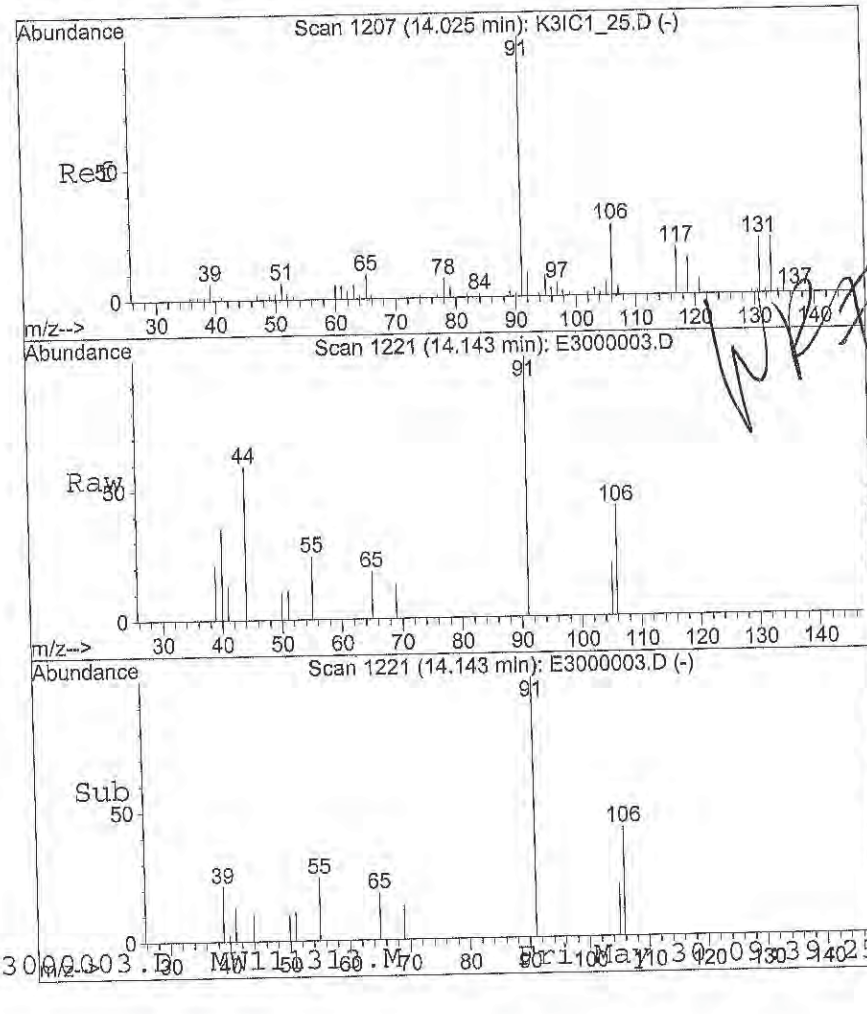

#51
Ethylbenzene
Concen: 0.39 ug/L
RT: 14.14 min Scan# 1221
Delta R.T. 0.12 min
Lab File: E3000003.D
Acq: 30 May 2014 9:18 am

Tgt Ion: 91 Resp: 8060

Ion	Ratio	Lower	Upper
91	100		
106	26.1	23.5	35.3

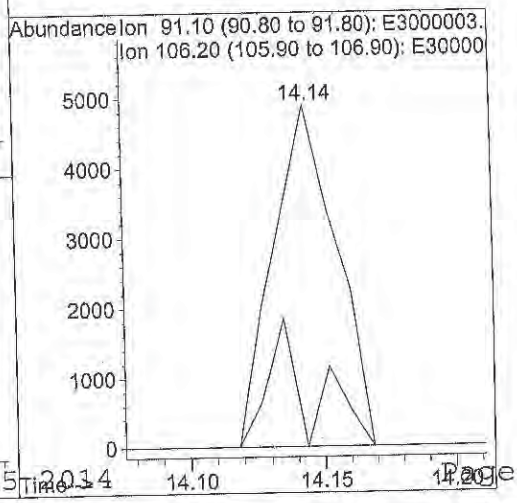

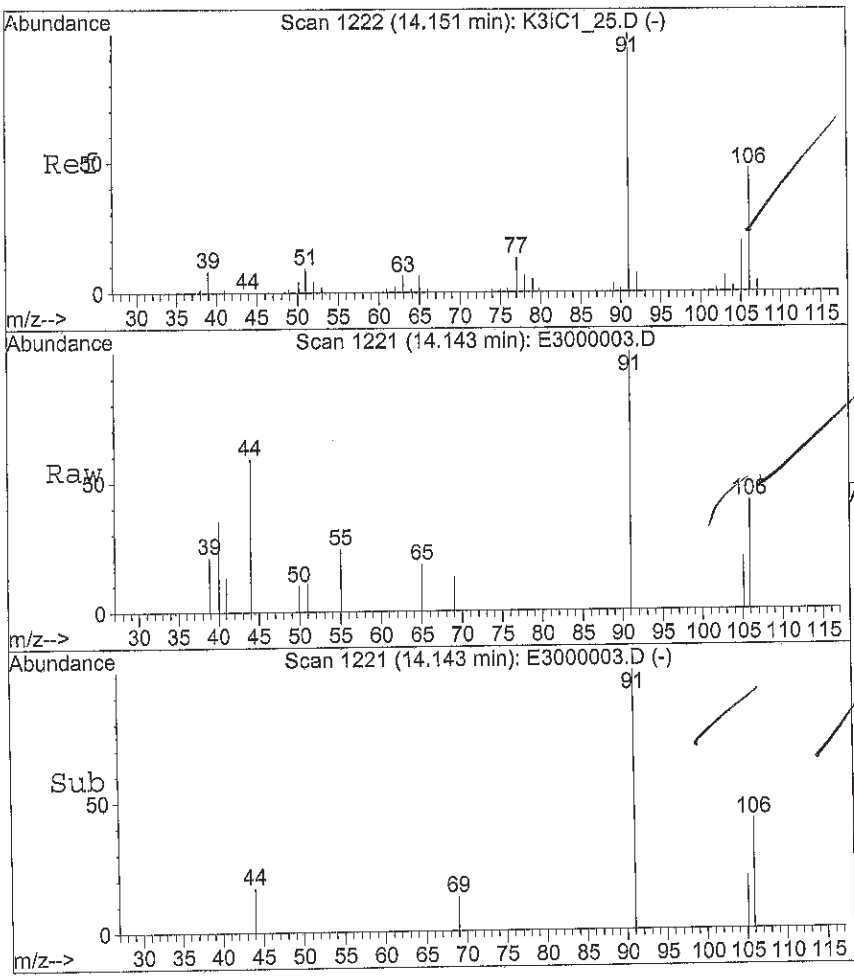

#52
m,p-Xylenes
Concen: 0.43 ug/L
RT: 14.14 min Scan# 1221
Delta R.T. -0.01 min
Lab File: E3000003.D
Acq: 30 May 2014 9:18 am

Tgt Ion:106 Resp: 3150

Ion	Ratio	Lower	Upper
106	100		
91	255.9	177.1	265.7

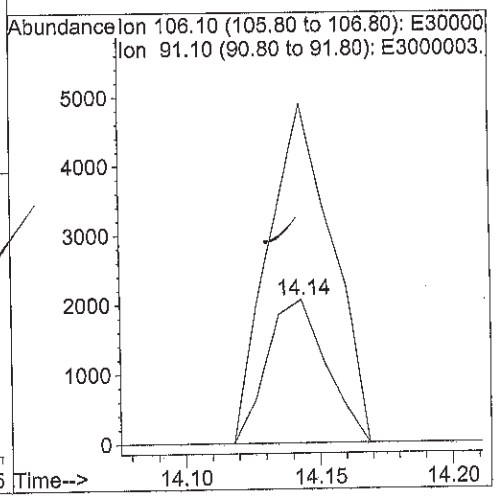

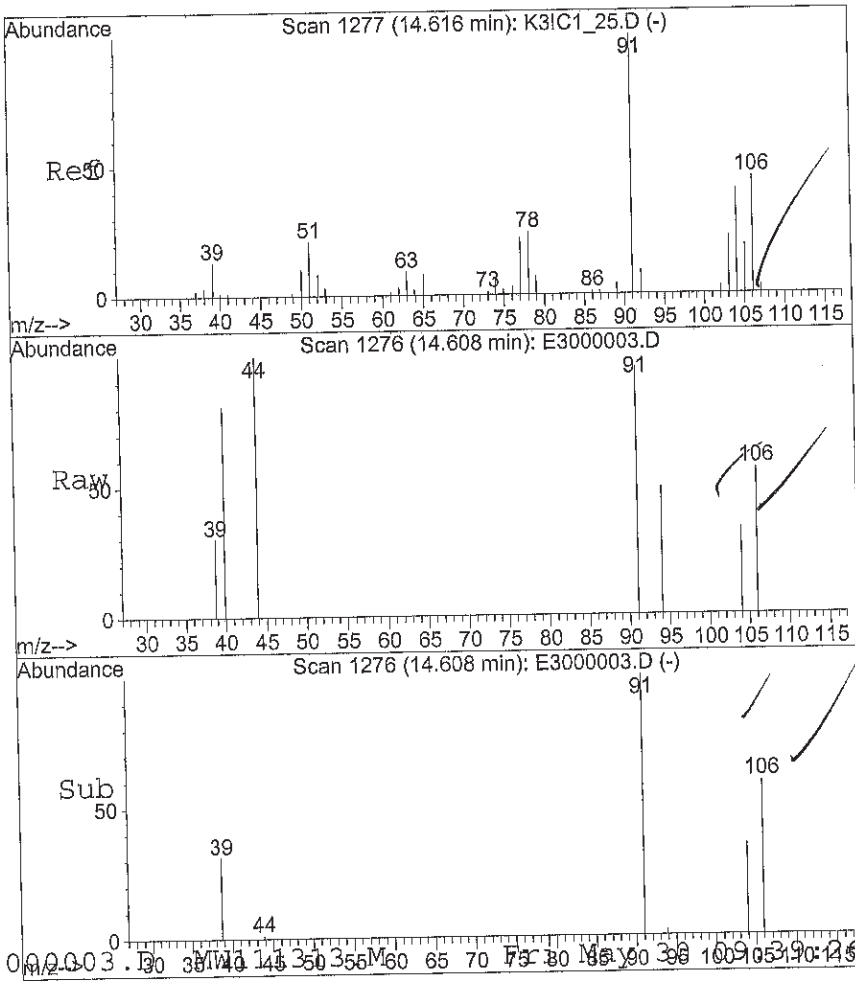

#53
o-Xylene
Concen: 0.07 ug/L
RT: 14.61 min Scan# 1276
Delta R.T. -0.01 min
Lab File: E3000003.D
Acq: 30 May 2014 9:18 am

Tgt Ion:106 Resp: 513

Ion	Ratio	Lower	Upper
106	100		
91	559.5	179.0	268.6#

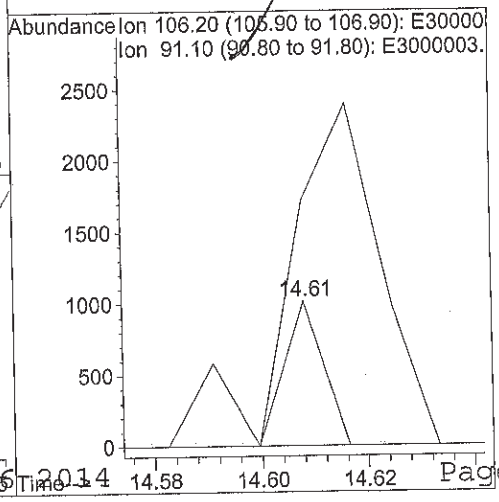

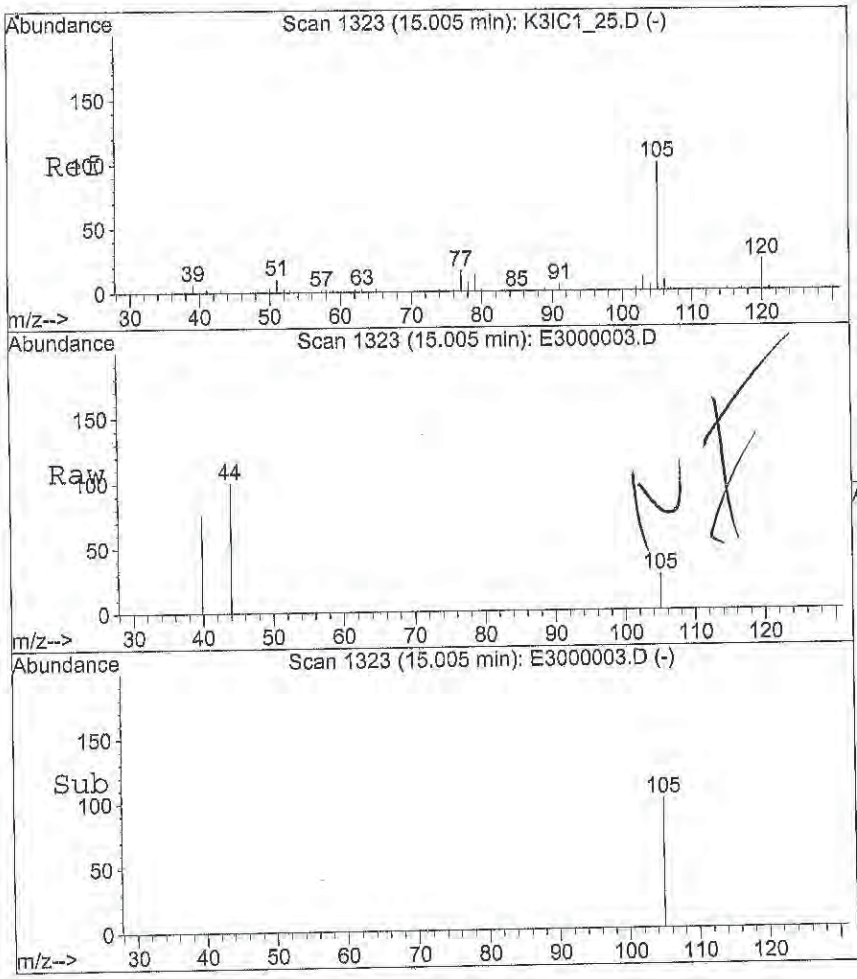

#56
Isopropylbenzene
Concen: 0.02 ug/L
RT: 15.00 min Scan# 1323
Delta R.T. 0.00 min
Lab File: E3000003.D
Acq: 30 May 2014 9:18 am

Tgt Ion:105 Resp: 303

Ion	Ratio	Lower	Upper
105	100		
120	0.0	19.3	28.9#
77	0.0	13.1	19.7#

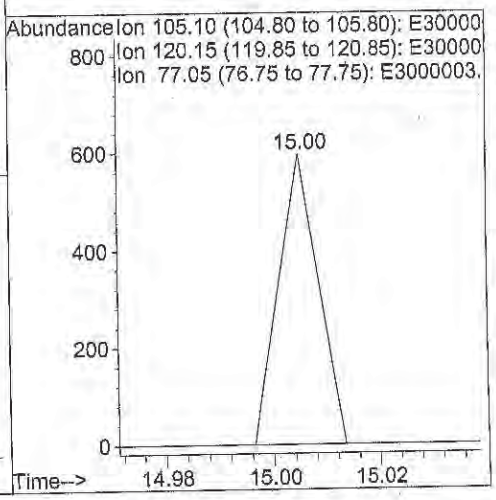

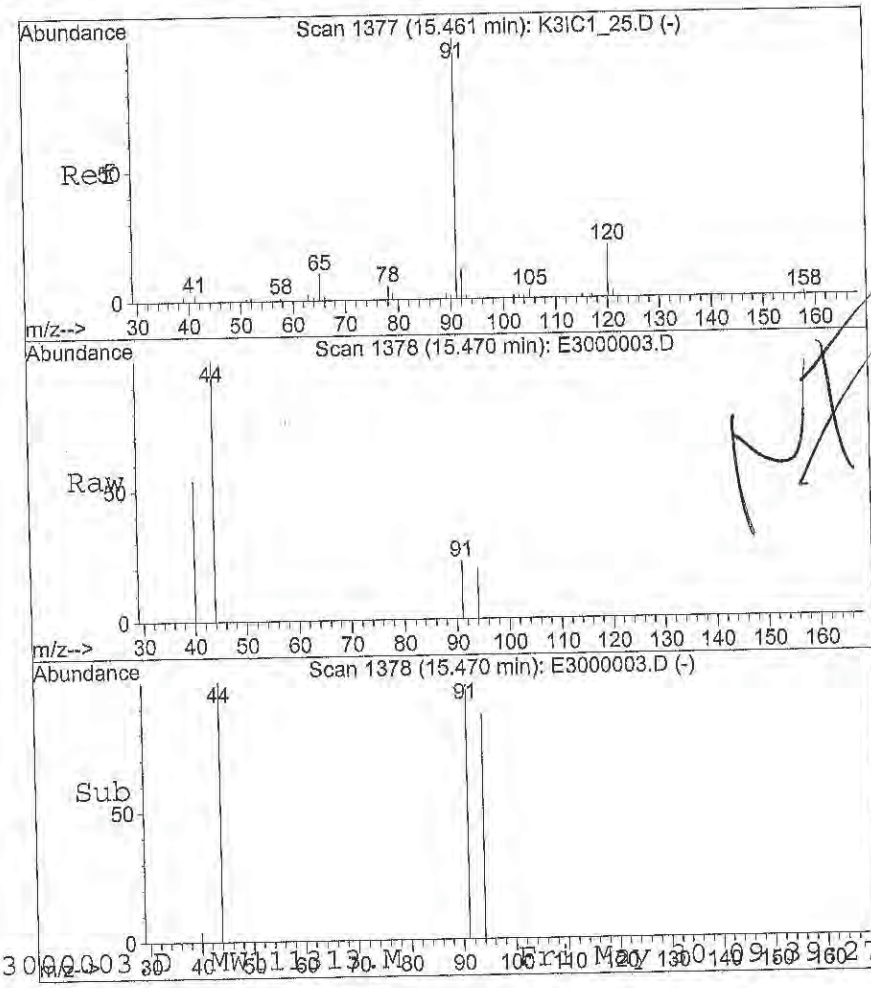

#62
n-Propylbenzene
Concen: 0.02 ug/L
RT: 15.47 min Scan# 1378
Delta R.T. 0.01 min
Lab File: E3000003.D
Acq: 30 May 2014 9:18 am

Tgt Ion: 91 Resp: 638

Ion	Ratio	Lower	Upper
91	100		
120	0.0	16.1	24.1#

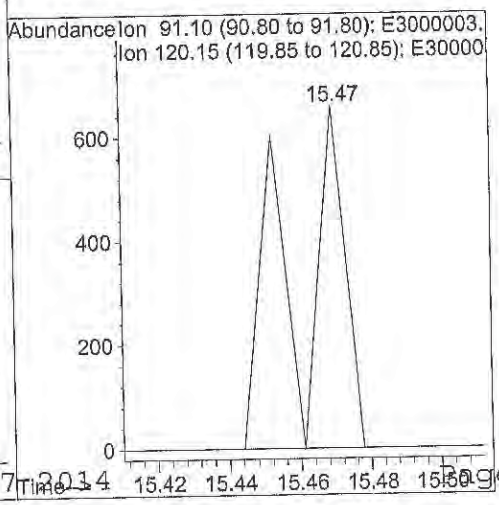

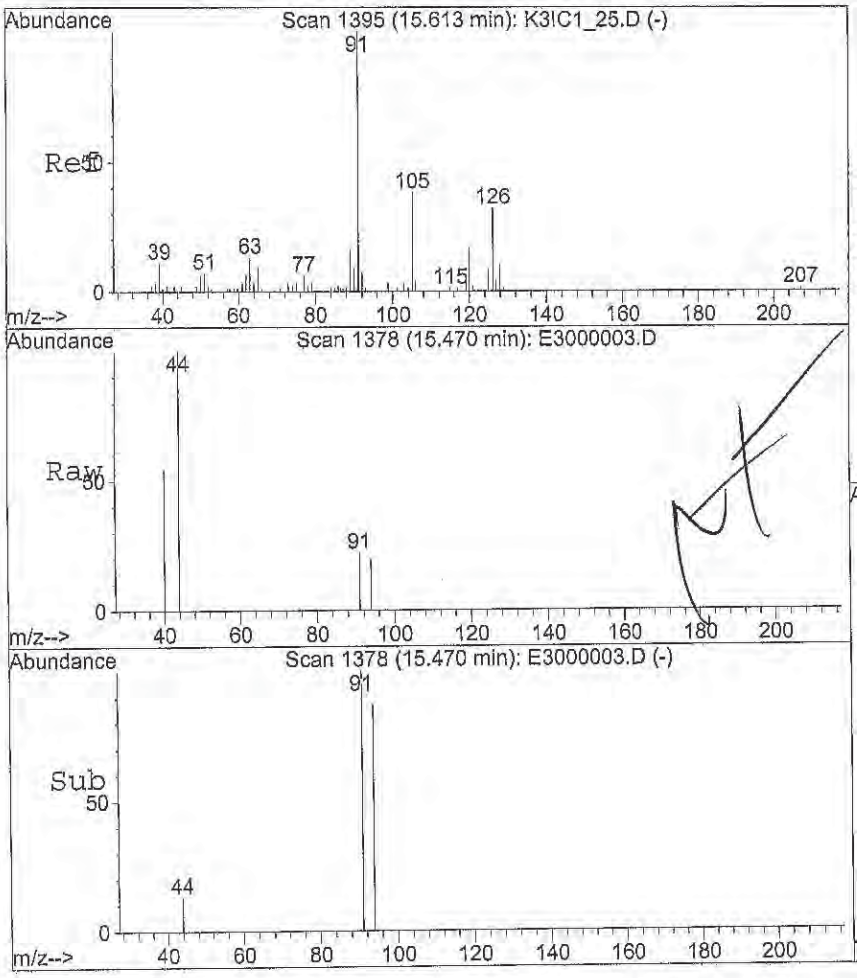

#63
2-Chlorotoluene
Concen: 0.04 ug/L
RT: 15.47 min Scan# 1378
Delta R.T. -0.14 min
Lab File: E3000003.D
Acq: 30 May 2014 9:18 am

Tgt Ion: 91 Resp: 638

Ion	Ratio	Lower	Upper
91	100		
126	0.0	24.0	36.0#

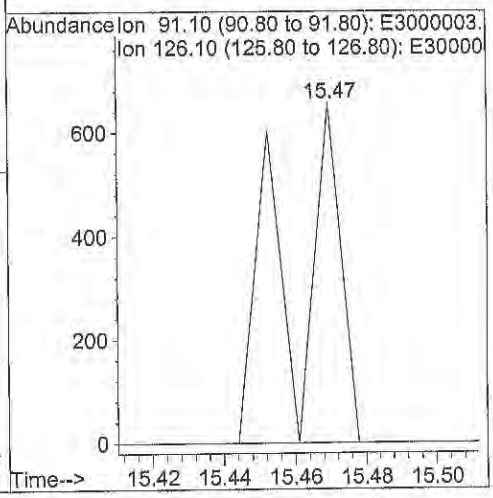

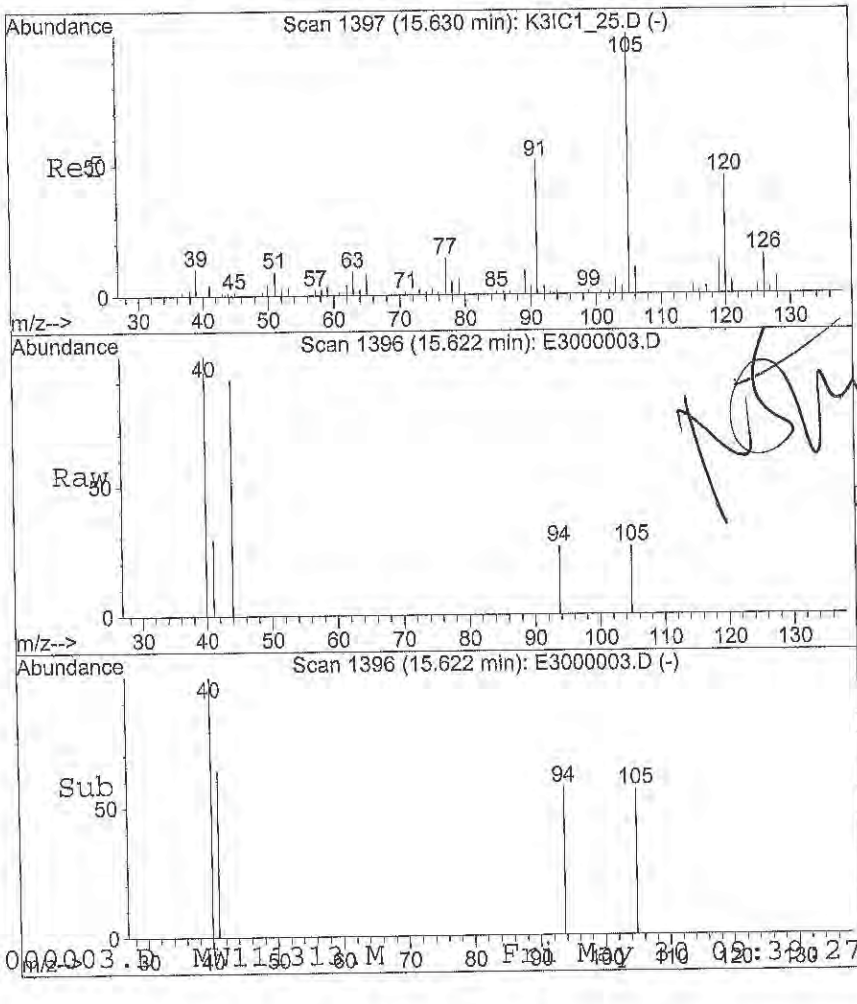

#64
1,3,5-Trimethylbenzene
Concen: 0.02 ug/L
RT: 15.62 min Scan# 1396
Delta R.T. -0.01 min
Lab File: E3000003.D
Acq: 30 May 2014 9:18 am

Tgt Ion:105 Resp: 329

Ion	Ratio	Lower	Upper
105	100		
120	0.0	36.4	54.6#

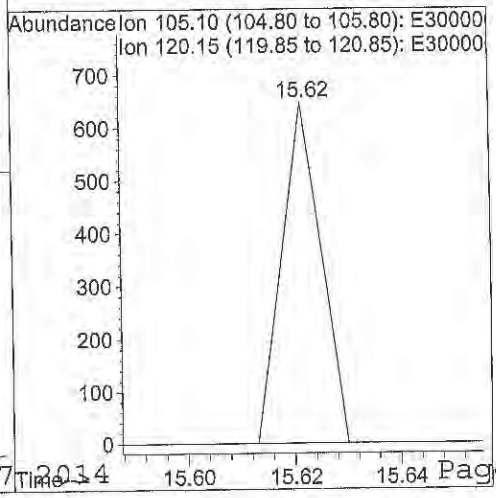

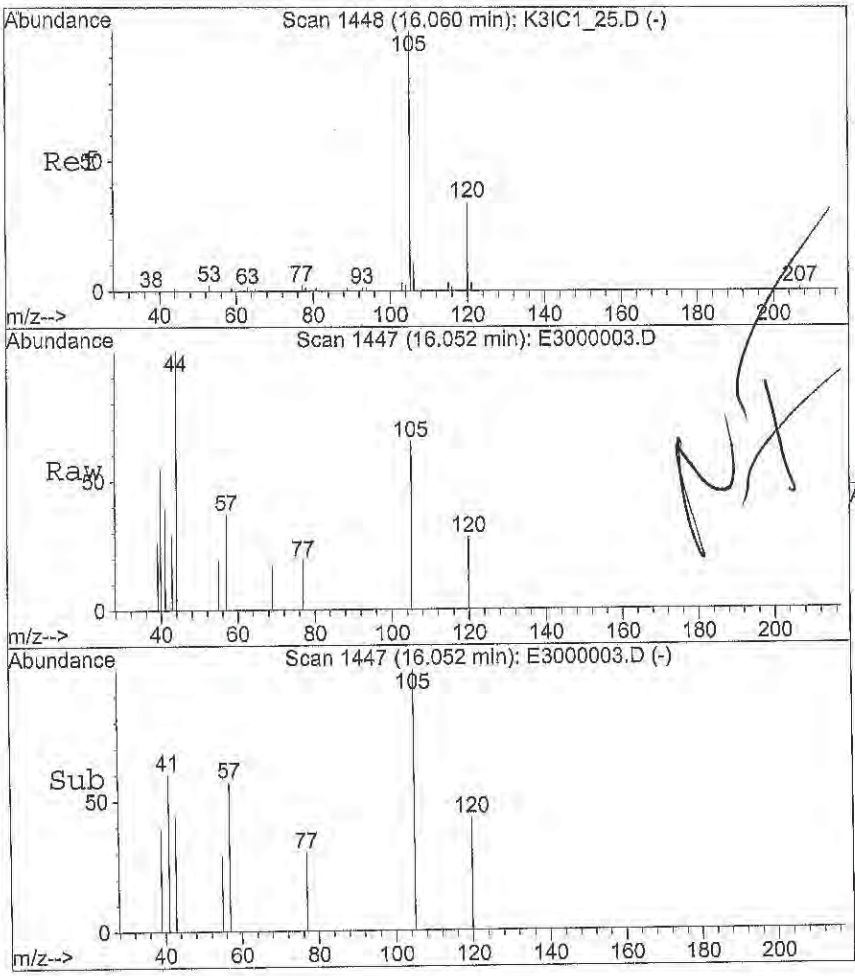

#67
1,2,4-Trimethylbenzene
Concen: 0.15 ug/L
RT: 16.05 min Scan# 1447
Delta R.T. -0.01 min
Lab File: E3000003.D
Acq: 30 May 2014 9:18 am

Tgt Ion:105 Resp: 2877

Ion	Ratio	Lower	Upper
105	100		
120	32.2	33.8	50.8#

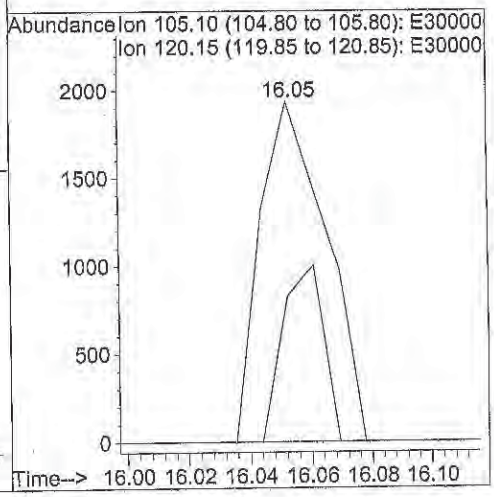

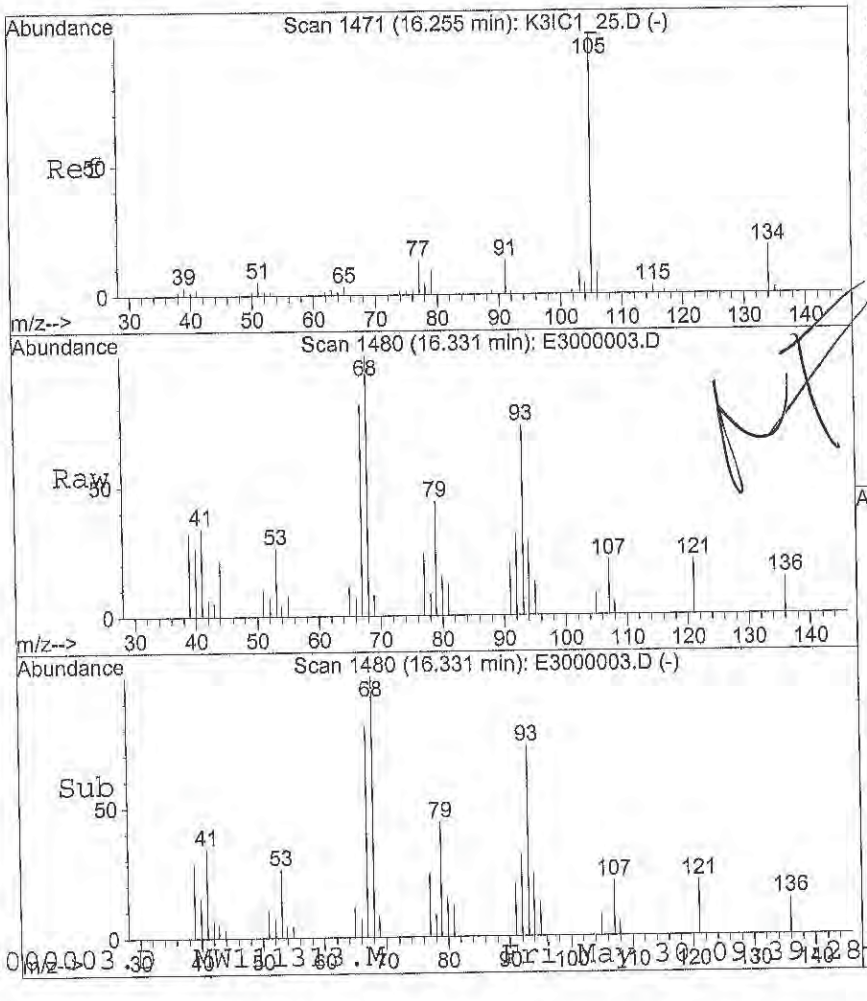

#68
sec-Butylbenzene
Concen: 0.04 ug/L
RT: 16.33 min Scan# 1480
Delta R.T. 0.08 min
Lab File: E3000003.D
Acq: 30 May 2014 9:18 am

Tgt Ion:105 Resp: 905

Ion	Ratio	Lower	Upper
105	100		
134	0.0	13.0	19.6#

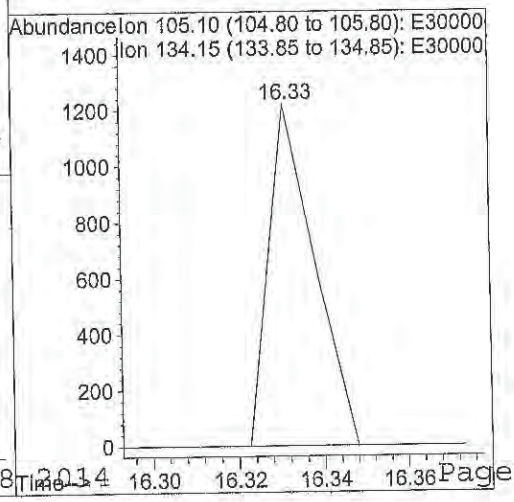

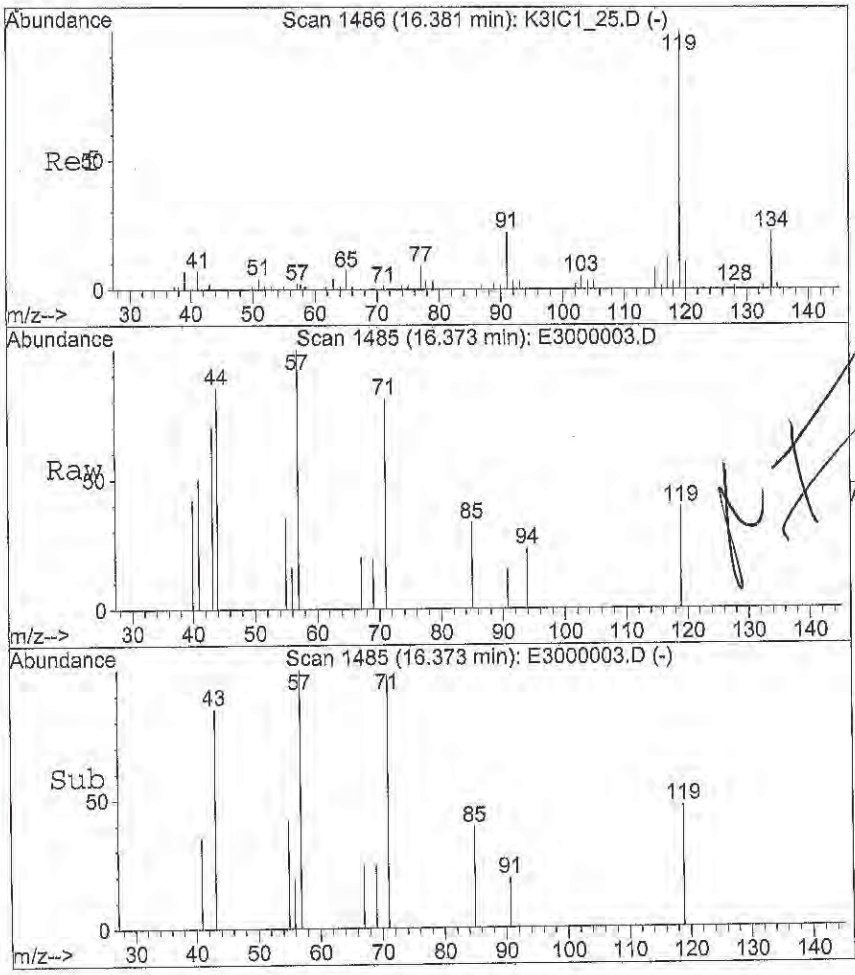

#69
p-Isopropyltoluene
Concen: 0.07 ug/L
RT: 16.37 min Scan# 1485
Delta R.T. -0.01 min
Lab File: E3000003.D
Acq: 30 May 2014 9:18 am

Tgt Ion:119 Resp: 1417

Ion	Ratio	Lower	Upper
119	100		
134	0.0	17.4	26.2#
91	0.0	19.6	29.4#

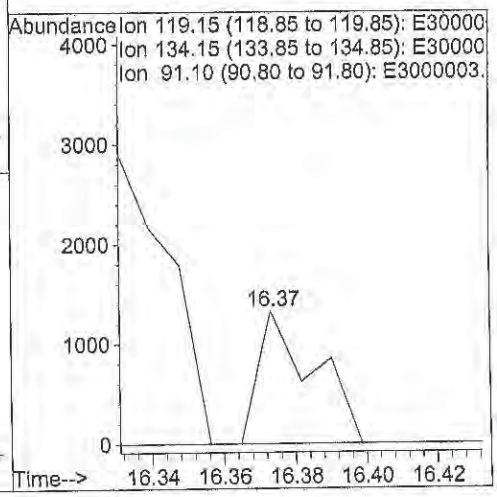

Quantitation Report (Not Reviewed)

Data File : C:\HPCHEM\1\DATA\053014L3\E3000003.D Vial: 2
Acq On : 30 May 2014 9:18 am Operator: DN
Sample : 34E3001-DUP1 Inst : GC/MS Ins
Misc : 100cc SVL-546-SA5D-SV-5.0-6.0 Multiplr: 10.00
MS Integration Params: rteint.p
Quant Time: May 30 9:38 19114 Quant Results File: SS072713.RES

Quant Method : C:\HPCHEM\1\METHODS\SS072713.M (RTE Integrator)
Title : 8260B GC/MS #3 ICAL SSSF 07/27/13 DN
Last Update : Mon Nov 18 10:31:39 2013
Response via : Initial Calibration
DataAcq Meth : MW111313

Internal Standards	R.T.	QIon	Response	Conc	Units	Dev(Min)
1) Fluorobenzene (IS)	10.29	96	1638509	12.50	ug/L	-0.02
7) Chlorobenzene-d5 (IS)	13.92	117	1326871	12.50	ug/L	-0.01
10) 1,4-Dichlorobenzene-d4 (IS	16.51	152	721605	12.50	ug/L	0.00
System Monitoring Compounds						
2) Dibromofluoromethane (SU1)	9.42	113	464855	10.91	ug/L	-0.01
Spiked Amount 12.500	Range 75 - 125		Recovery = 87.28%			
3) Chloroform-d (SU6)	9.19	84	695791	11.38	ug/L	0.00
Spiked Amount 12.500	Range 70 - 140		Recovery = 91.04%			
4) Methylene Chloride-d2 (SU5	7.07	86	407854	11.41	ug/L	-0.01
Spiked Amount 12.500	Range 70 - 140		Recovery = 91.28%			
5) 1,2-Dichloroethane-d4 (SU2	9.89	65	444266	15.26	ug/L	0.00
Spiked Amount 12.500	Range 75 - 125		Recovery = 122.08%			
6) Benzene-d6 (SU7)	9.93	84	1345847	10.47	ug/L	-0.02
Spiked Amount 12.500	Range 70 - 140		Recovery = 83.76%			
8) Toluene-d8 (SU3)	12.20	98	1446994	11.49	ug/L	-0.02
Spiked Amount 12.500	Range 75 - 125		Recovery = 91.92%			
9) 4-Bromofluorobenzene (SU4)	15.22	95	731976	14.09	ug/L	-0.01
Spiked Amount 12.500	Range 75 - 125		Recovery = 112.72%			

Target Compounds Qvalue

(#) = qualifier out of range (m) = manual integration

Quantitation Report

Data File : C:\HPCHEM\1\DATA\053014L3\E3000003.D
Acq On : 30 May 2014 9:18 am
Sample : 34E3001-DUP1
Misc : 100cc SVL-546-SA5D-SV-5.0-6.0
MS Integration Params: rteint.p
Quant Time: May 30 9:38 19114

Vial: 2
Operator: DN
Inst : GC/MS Ins
Multiplr: 10.00

Quant Results File: SS072713.RES

Method : C:\HPCHEM\1\METHODS\SS072713.M (RTE Integrator)
Title : 8260B GC/MS #3 ICAL SSSF 07/27/13 DN
Last Update : Mon Nov 18 10:31:39 2013
Response via : Initial Calibration

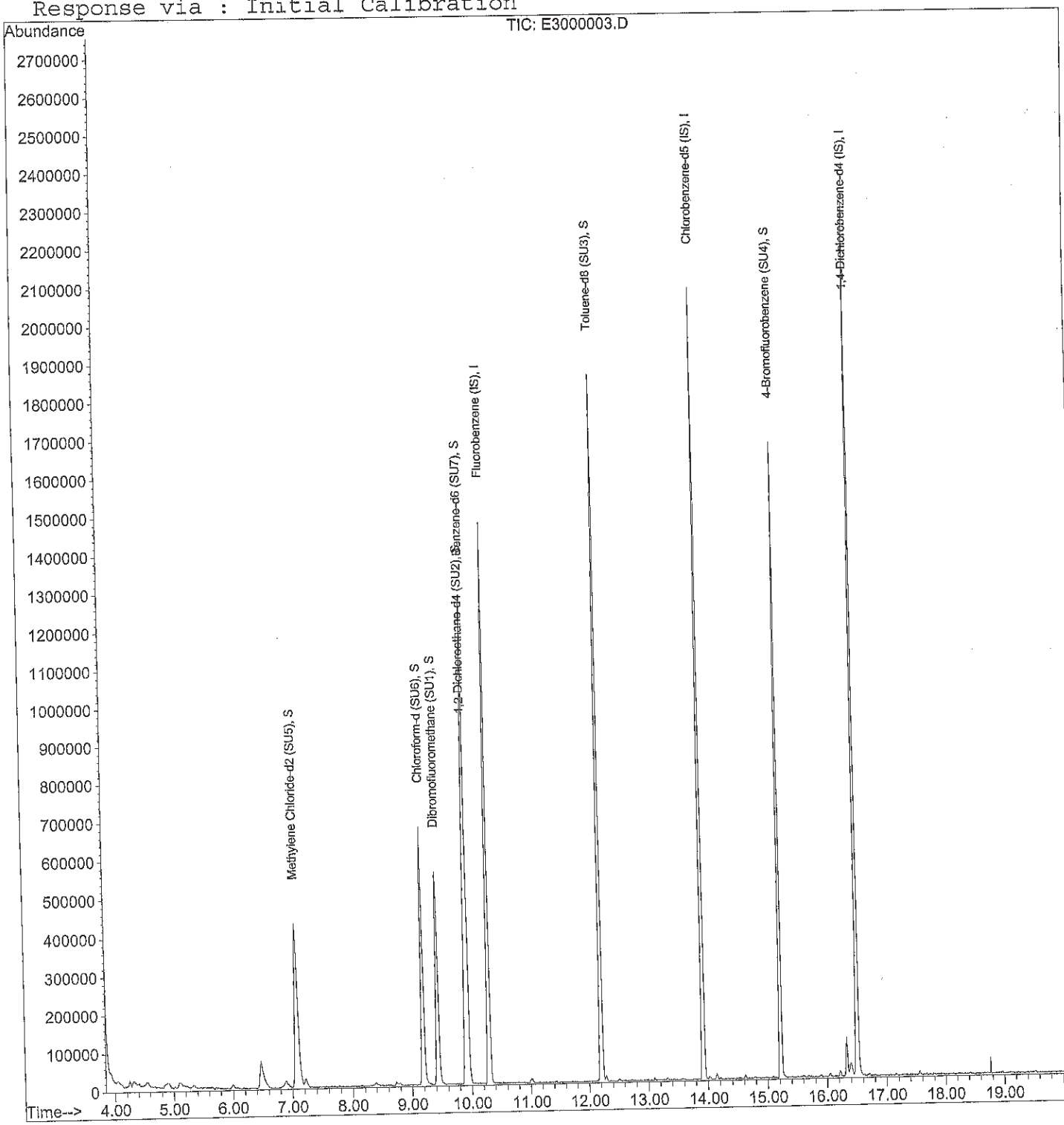

RAW DATA FOR QC SAMPLES AND INITIAL CALIBRATION LABORATORY CONTROL SAMPLES

Quantitation Report (QT Reviewed)

Data File : C:\HPCHEM\1\DATA\053014L3\E30LCS01.D Vial: 10
Acq On : 30 May 2014 6:49 am Operator: DN
Sample : 34E3001-BS1 Inst : GC/MS Ins
Misc : 20cc 1.25/2.5/12.5 ug/L LCS Multiplr: 1.00
MS Integration Params: rteint.p
Quant Time: May 30 7:23 19114 Quant Results File: MW111313.RES

Quant Method : C:\HPCHEM\1\METHODS\MW111313.M (RTE Integrator)
Title : 8260B GC/MS #3 ICAL 11/13/13 DN
Last Update : Wed Nov 13 19:38:32 2013
Response via : Initial Calibration
DataAcq Meth : MW111313

Internal Standards	R.T.	QIon	Response	Conc	Units	Dev(Min)
1) Fluorobenzene (IS)	10.30	96	1477084	12.50	ug/L	0.01
38) Chlorobenzene-d5 (IS)	13.93	117	1081008	12.50	ug/L	0.00
59) 1,4-Dichlorobenzene-d4 (IS	16.51	152	551762	12.50	ug/L	0.00
System Monitoring Compounds						
2) Dibromofluoromethane (SU1)	9.44	113	424798	11.53	ug/L	0.02
Spiked Amount 12.500	Range 75 - 125		Recovery = 92.24%			
28) 1,2-Dichloroethane-d4 (SU2	9.91	65	425346	12.15	ug/L	0.01
Spiked Amount 12.500	Range 75 - 125		Recovery = 97.20%			
39) Toluene-d8 (SU3)	12.21	98	1277325	12.67	ug/L	0.00
Spiked Amount 12.500	Range 75 - 125		Recovery = 101.36%			
58) 4-Bromofluorobenzene (SU4)	15.23	95	559498	12.65	ug/L	0.00
Spiked Amount 12.500	Range 75 - 125		Recovery = 101.20%			
Target Compounds						Qvalue
3) (F12) Dichlorodifluorometh	4.10	85	48982	1.35	ug/L	97
4) Chloromethane	4.47	50	34624	1.28	ug/L	89
5) Vinyl Chloride	4.60	62	29650	1.14	ug/L	84
6) Bromomethane	5.17	96	24649	1.34	ug/L	83
7) Chloroethane	5.28	64	16104	1.40	ug/L	76
8) (F11) Trichlorofluorometha	5.67	101	53288	1.31	ug/L	96
9) (F113) 1,1,2-Trichloro-tri	6.38	151	36637	1.26	ug/L	99
10) 1,1-Dichloroethene	6.44	96	50065	1.44	ug/L	97
11) Acetone	6.47	58	33086	-12.50	ug/L	72
12) (IPA) Leak Check Compound	6.54	45	283731	159.85	ug/L	98
13) Carbon disulfide	6.87	76	155531	1.27	ug/L	97
14) Methylene Chloride	7.11	84	52656	1.30	ug/L #	92
15) (TBA) tert-Butanol	7.09	59	9396	3.73	ug/L #	77
16) (MTBE) Methyl-t-butyl ethe	7.41	73	116472	1.39	ug/L	98
17) trans-1,2-Dichloroethene	7.49	96	48917	1.23	ug/L	87
18) 1,1-Dichloroethane	8.08	63	70655	1.06	ug/L	96
19) cis-1,2-Dichloroethene	8.84	96	57820	1.25	ug/L	88
20) 2,2-Dichloropropane	8.83	77	901	0.02	ug/L #	29
21) (MEK) 2-Butanone	8.81	72	11282	2.72	ug/L	69
22) (DIPE) Diisopropyl Ether	8.02	45	155599	1.35	ug/L	98
23) Bromochloromethane	9.18	128	24082	1.22	ug/L	85
24) Chloroform	9.22	83	93329	1.21	ug/L	99

(#) = qualifier out of range (m) = manual integration

Quantitation Report (QT Reviewed)

Data File : C:\HPCHEM\1\DATA\053014L3\E30LCS01.D Vial: 10
Acq On : 30 May 2014 6:49 am Operator: DN
Sample : 34E3001-BS1 Inst : GC/MS Ins
Misc : 20cc 1.25/2.5/12.5 ug/L LCS Multiplr: 1.00
MS Integration Params: rteint.p
Quant Time: May 30 7:23 19114 Quant Results File: MW111313.RES

Quant Method : C:\HPCHEM\1\METHODS\MW111313.M (RTE Integrator)
Title : 8260B GC/MS #3 ICAL 11/13/13 DN
Last Update : Wed Nov 13 19:38:32 2013
Response via : Initial Calibration
DataAcq Meth : MW111313

Compound	R.T.	QIon	Response	Conc Unit	Qvalue
25) (ETBE) 2-ethoxy 2-methyl p	8.51	59	118363	1.11 ug/L #	98
26) 1,1,1-Trichloroethane	9.51	97	62736	1.03 ug/L	96
27) (TAME) tert-Amyl methyl et	10.01	73	104254	1.12 ug/L	97
29) 1,1-Dichloropropene	9.69	75	66529	1.17 ug/L	95
30) Carbon Tetrachloride	9.72	117	49762	1.00 ug/L	90
31) Benzene	9.99	78	171661	1.23 ug/L #	91
32) 1,2-Dichloroethane	10.01	62	62852	1.28 ug/L	98
33) Trichloroethene	10.75	130	56219	1.25 ug/L	96
34) 1,2-Dichloropropane	11.05	63	44112	1.33 ug/L #	78
35) Dibromomethane	11.22	93	35682	1.37 ug/L	96
36) Bromodichloromethane	11.36	83	62140	1.19 ug/L	96
37) cis-1,3-Dichloropropene	11.88	75	64187	1.13 ug/L	94
40) (MIBK) 4-Methyl-2-Pentanon	12.13	43	28749	1.33 ug/L #	100
41) Toluene	12.30	91	176127	1.20 ug/L	96
42) trans-1,3-Dichloropropene	12.52	75	51375	1.06 ug/L	78
43) 1,1,2-Trichloroethane	12.76	83	36852	1.39 ug/L #	86
44) Tetrachloroethene	12.95	164	58310	1.13 ug/L	95
45) 1,3-Dichloropropane	12.97	76	66754	1.32 ug/L	100
46) 2-Hexanone	12.98	43	67556	2.86 ug/L #	95
47) Dibromochloromethane	13.26	129	48910	1.29 ug/L #	99
48) 1,2-Dibromoethane	13.44	107	52017	1.51 ug/L	99
49) Chlorobenzene	13.96	112	132861	1.34 ug/L	97
50) 1,1,1,2-Tetrachloroethane	14.03	131	43733	1.24 ug/L	95
51) Ethylbenzene	14.03	91	214205	1.28 ug/L	99
52) m,p-Xylenes	14.15	106	156815	2.63 ug/L	100
53) o-Xylene	14.62	106	76832	1.30 ug/L	97
54) Styrene	14.64	104	130786	1.54 ug/L	95
55) Bromoform	14.91	173	31335	1.45 ug/L #	96
56) Isopropylbenzene	15.01	105	212799	1.32 ug/L	99
57) 1,2,3-Trichloropropane	15.43	75	77766	1.77 ug/L #	1
60) 1,1,2,2-Tetrachloroethane	15.35	83	65882	1.66 ug/L	96
61) Bromobenzene	15.45	156	55324	1.28 ug/L	96
62) n-Propylbenzene	15.46	91	266664	1.20 ug/L	99
63) 2-Chlorotoluene	15.62	91	178461	1.30 ug/L	99
64) 1,3,5-Trimethylbenzene	15.63	105	177178	1.29 ug/L	97
65) 4-Chlorotoluene	15.73	91	169515	1.34 ug/L	100
66) tert-Butylbenzene	16.02	119	142386	1.22 ug/L	93

(#) = qualifier out of range (m) = manual integration

Quantitation Report (QT Reviewed)

Data File : C:\HPCHEM\1\DATA\053014L3\E30LCS01.D Vial: 10
Acq On : 30 May 2014 6:49 am Operator: DN
Sample : 34E3001-BS1 Inst : GC/MS Ins
Misc : 20cc 1.25/2.5/12.5 ug/L LCS Multiplr: 1.00
MS Integration Params: rteint.p
Quant Time: May 30 7:23 19114 Quant Results File: MW111313.RES

Quant Method : C:\HPCHEM\1\METHODS\MW111313.M (RTE Integrator)
Title : 8260B GC/MS #3 ICAL 11/13/13 DN
Last Update : Wed Nov 13 19:38:32 2013
Response via : Initial Calibration
DataAcq Meth : MW111313

	Compound	R.T.	QIon	Response	Conc	Unit		Qvalue
67)	1,2,4-Trimethylbenzene	16.06	105	174855	1.22	ug/L		92
68)	sec-Butylbenzene	16.26	105	231545	1.25	ug/L		100
69)	p-Isopropyltoluene	16.38	119	179107	1.19	ug/L		96
70)	1,3-Dichlorobenzene	16.45	146	113995	1.40	ug/L		96
71)	1,4-Dichlorobenzene	16.55	146	106167	1.30	ug/L		98
72)	n-Butylbenzene	16.85	91	200743	1.27	ug/L		98
73)	1,2-Dichlorobenzene	16.99	146	96697	1.33	ug/L		98
74)	1,2-Dibromo-3-chloropropan	17.94	75	14251	2.29	ug/L	#	70
75)	1,2,4-Trichlorobenzene	19.04	180	64775	1.32	ug/L		96
76)	Hexachlorobutadiene	19.21	225	29298	1.32	ug/L		99
77)	Naphthalene	19.46	128	170361	1.56	ug/L		100
78)	Hexachloroethane	17.31	201	19980	1.25	ug/L		94
79)	1,2,3-Trichlorobenzene	19.82	180	59064	1.26	ug/L		92

(#) = qualifier out of range (m) = manual integration

Data File : C:\HPCHEM\1\DATA\053014L3\E30LCS01.D Vial: 10
Acq On : 30 May 2014 6:49 am Operator: DN
Sample : 34E3001-BS1 Inst : GC/MS Ins
Misc : 20cc 1.25/2.5/12.5 ug/L LCS Multiplr: 1.00
MS Integration Params: rteint.p
Quant Time: May 30 7:23 19114 Quant Results File: MW111313.RES

Method : C:\HPCHEM\1\METHODS\MW111313.M (RTE Integrator)
Title : 8260B GC/MS #3 ICAL 11/13/13 DN
Last Update : Wed Nov 13 19:38:32 2013
Response via : Initial Calibration

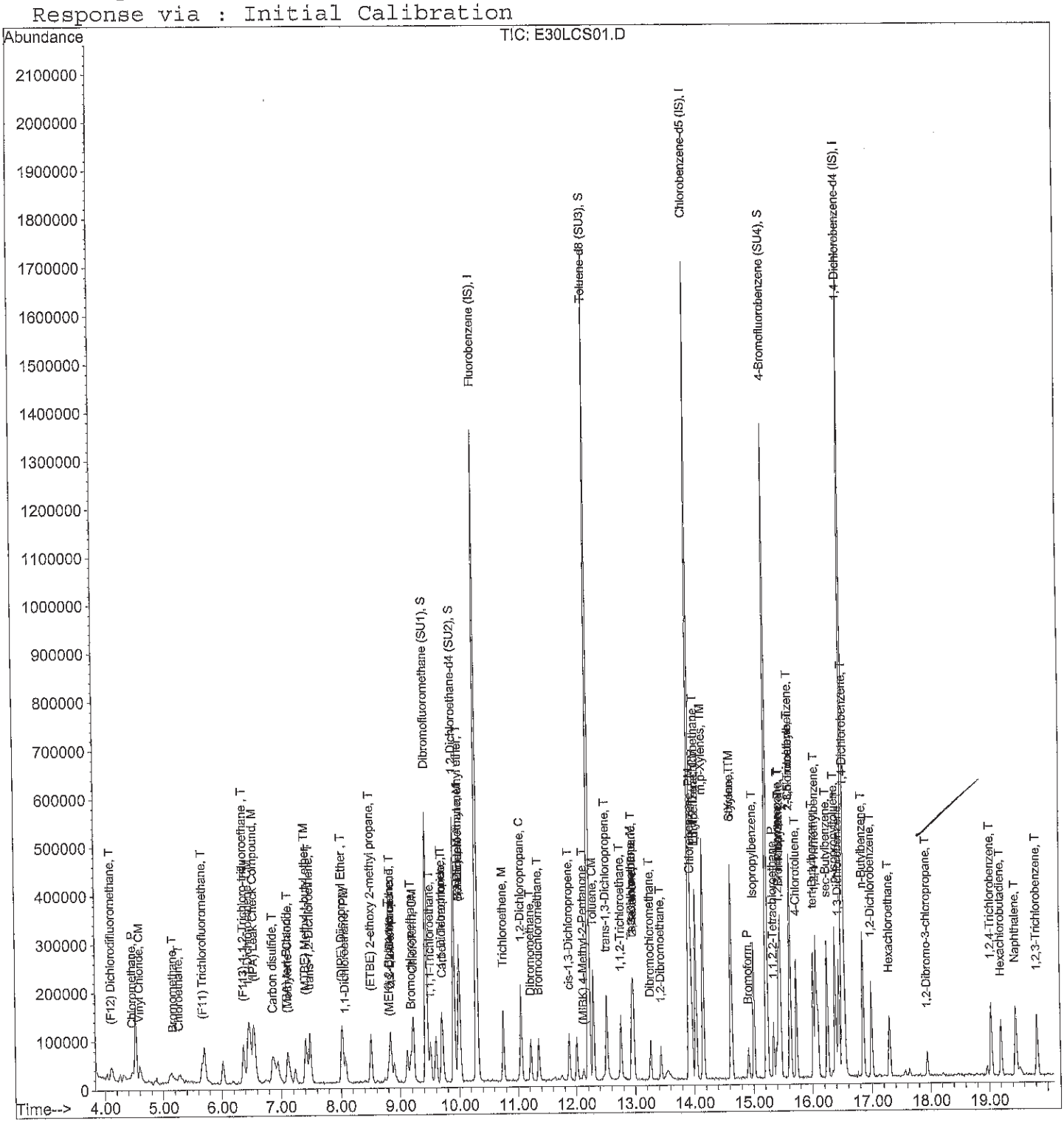

RAW DATA FOR QC SAMPLES AND INITIAL CALIBRATION BLANK

Quantitation Report (Not Reviewed)

Data File : C:\HPCHEM\1\DATA\053014L3\E30BLK01.D Vial: 11
Acq On : 30 May 2014 7:45 am Operator: DN
Sample : 34E3001-BLK1 Inst : GC/MS Ins
Misc : 100cc AMBIENT AIR/H20 Multiplr: 10.00
MS Integration Params: rteint.p
Quant Time: May 30 8:30 19114 Quant Results File: MW111313.RES

Quant Method : C:\HPCHEM\1\METHODS\MW111313.M (RTE Integrator)
Title : 8260B GC/MS #3 ICAL 11/13/13 DN
Last Update : Wed Nov 13 19:38:32 2013
Response via : Initial Calibration
DataAcq Meth : MW111313

Internal Standards	R.T.	QIon	Response	Conc	Units	Dev(Min)
1) Fluorobenzene (IS)	10.29	96	1622577	12.50	ug/L	0.00
38) Chlorobenzene-d5 (IS)	13.92	117	1329092	12.50	ug/L	0.00
59) 1,4-Dichlorobenzene-d4 (IS	16.51	152	724181	12.50	ug/L	0.00
System Monitoring Compounds						
2) Dibromofluoromethane (SU1)	9.43	113	460269	11.37	ug/L	0.01
Spiked Amount 12.500	Range 75 - 125		Recovery = 90.96%			
28) 1,2-Dichloroethane-d4 (SU2	9.90	65	451512	11.74	ug/L	0.00
Spiked Amount 12.500	Range 75 - 125		Recovery = 93.92%			
39) Toluene-d8 (SU3)	12.21	98	1433560	11.56	ug/L	0.00
Spiked Amount 12.500	Range 75 - 125		Recovery = 92.48%			
58) 4-Bromofluorobenzene (SU4)	15.22	95	730091	13.43	ug/L	0.00
Spiked Amount 12.500	Range 75 - 125		Recovery = 107.44%			
Target Compounds						Qvalue
4) Chloromethane	4.40	50	2244	-0.40	ug/L #	41
6) Bromomethane	5.12	96	3140	-0.02	ug/L #	70
7) Chloroethane	5.00	64	1490	1.79	ug/L	92
11) Acetone	6.48	58	10268	12.14	ug/L	73
12) (IPA) Leak Check Compound	6.49	45	145301	745.23	ug/L #	83
14) Methylene Chloride	7.09	84	4882	1.10	ug/L #	1
15) (TBA) tert-Butanol	6.93	59	271	0.98	ug/L #	77
24) Chloroform	9.21	83	5264	0.62	ug/L #	18
29) 1,1-Dichloropropene	9.92	75	332	0.05	ug/L #	1
31) Benzene	9.99	78	297	0.02	ug/L #	57
32) 1,2-Dichloroethane	9.93	62	6024	1.12	ug/L #	1
40) (MIBK) 4-Methyl-2-Pentanon	12.21	43	8465	3.19	ug/L #	100
41) Toluene	12.29	91	4316	0.24	ug/L	99
46) 2-Hexanone	12.97	43	1032	0.35	ug/L #	37
51) Ethylbenzene	14.04	91	1520	0.07	ug/L #	45
54) Styrene	14.63	104	1534	-0.73	ug/L #	66
56) Isopropylbenzene	15.23	105	1799	0.09	ug/L #	1
62) n-Propylbenzene	15.47	91	915	0.03	ug/L #	56
63) 2-Chlorotoluene	15.47	91	915	0.05	ug/L #	45
67) 1,2,4-Trimethylbenzene	16.07	105	337	0.02	ug/L #	33
68) sec-Butylbenzene	16.34	105	264	0.01	ug/L #	62
69) p-Isopropyltoluene	16.38	119	1722	0.09	ug/L #	69

(#) = qualifier out of range (m) = manual integration

Quantitation Report (Not Reviewed)

Data File : C:\HPCHEM\1\DATA\053014L3\E30BLK01.D Vial: 11
Acq On : 30 May 2014 7:45 am Operator: DN
Sample : 34E3001-BLK1 Inst : GC/MS Ins
Misc : 100cc AMBIENT AIR/H20 Multiplr: 10.00
MS Integration Params: rteint.p
Quant Time: May 30 8:30 19114 Quant Results File: MW111313.RES

Quant Method : C:\HPCHEM\1\METHODS\MW111313.M (RTE Integrator)
Title : 8260B GC/MS #3 ICAL 11/13/13 DN
Last Update : Wed Nov 13 19:38:32 2013
Response via : Initial Calibration
DataAcq Meth : MW111313

Compound	R.T.	QIon	Response	Conc	Unit	Qvalue
77) Naphthalene	19.46	128	2096	0.15	~~ug/L~~ NT	100

(#) = qualifier out of range (m) = manual integration

Quantitation Report

Data File : C:\HPCHEM\1\DATA\053014L3\E30BLK01.D
Acq On : 30 May 2014 7:45 am
Sample : 34E3001-BLK1
Misc : 100cc AMBIENT AIR/H20
MS Integration Params: rteint.p
Quant Time: May 30 8:30 19114

Vial: 11
Operator: DN
Inst : GC/MS Ins
Multiplr: 10.00

Quant Results File: MW111313.RES

Method : C:\HPCHEM\1\METHODS\MW111313.M (RTE Integrator)
Title : 8260B GC/MS #3 ICAL 11/13/13 DN
Last Update : Wed Nov 13 19:38:32 2013
Response via : Initial Calibration



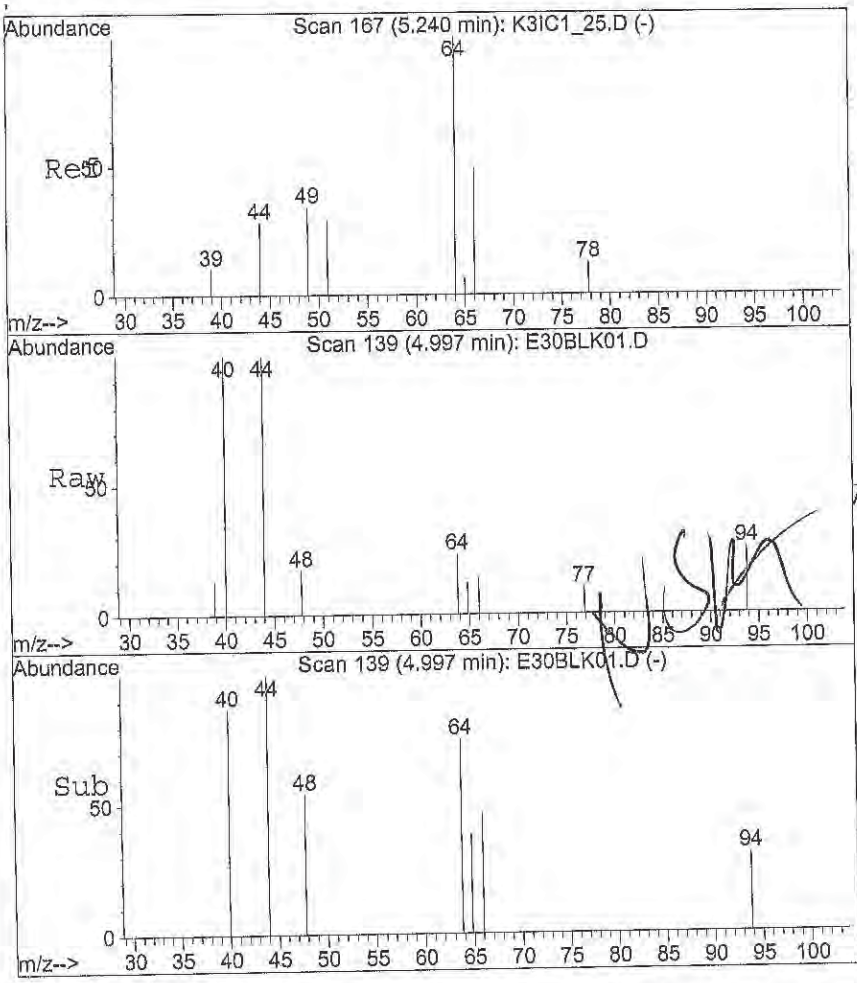

#7
Chloroethane
Concen: 1.79 ug/L
RT: 5.00 min Scan# 139
Delta R.T. -0.24 min
Lab File: E30BLK01.D
Acq: 30 May 2014 7:45 am

Tgt Ion: 64 Resp: 1490

Ion	Ratio	Lower	Upper
64	100		
66	49.1	35.4	53.0

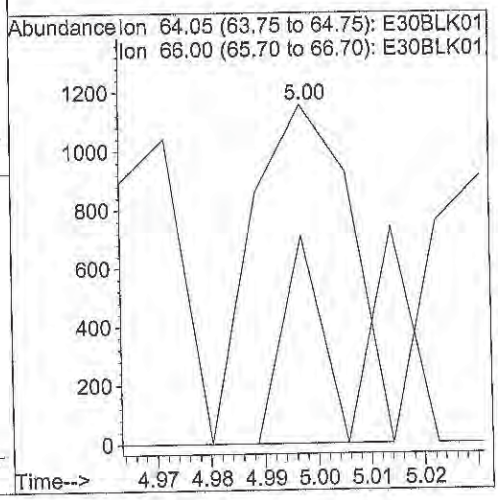

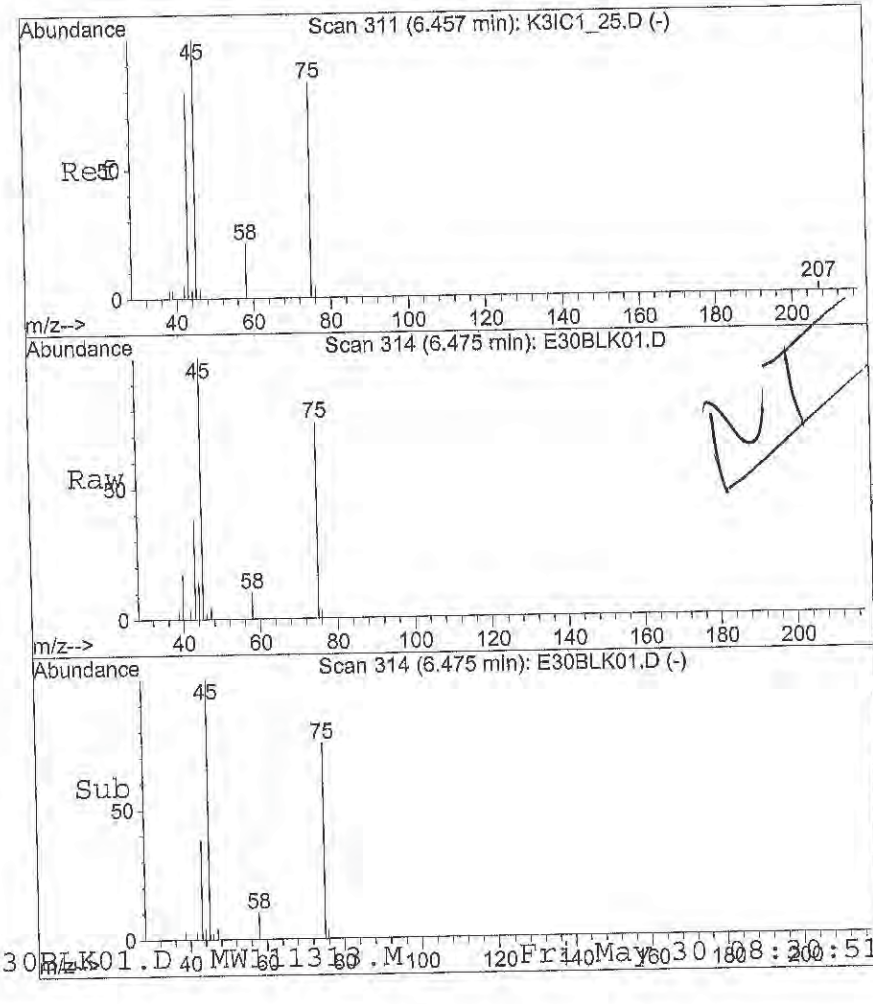

#11
Acetone
Concen: 12.14 ug/L
RT: 6.48 min Scan# 314
Delta R.T. 0.02 min
Lab File: E30BLK01.D
Acq: 30 May 2014 7:45 am

Tgt Ion: 58 Resp: 10268

Ion	Ratio	Lower	Upper
58	100		
43	382.1	360.9	541.3

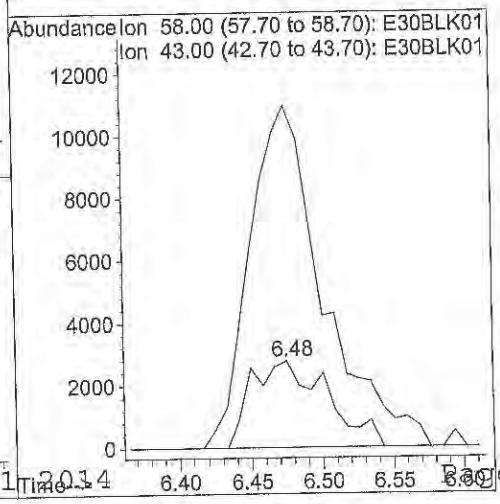

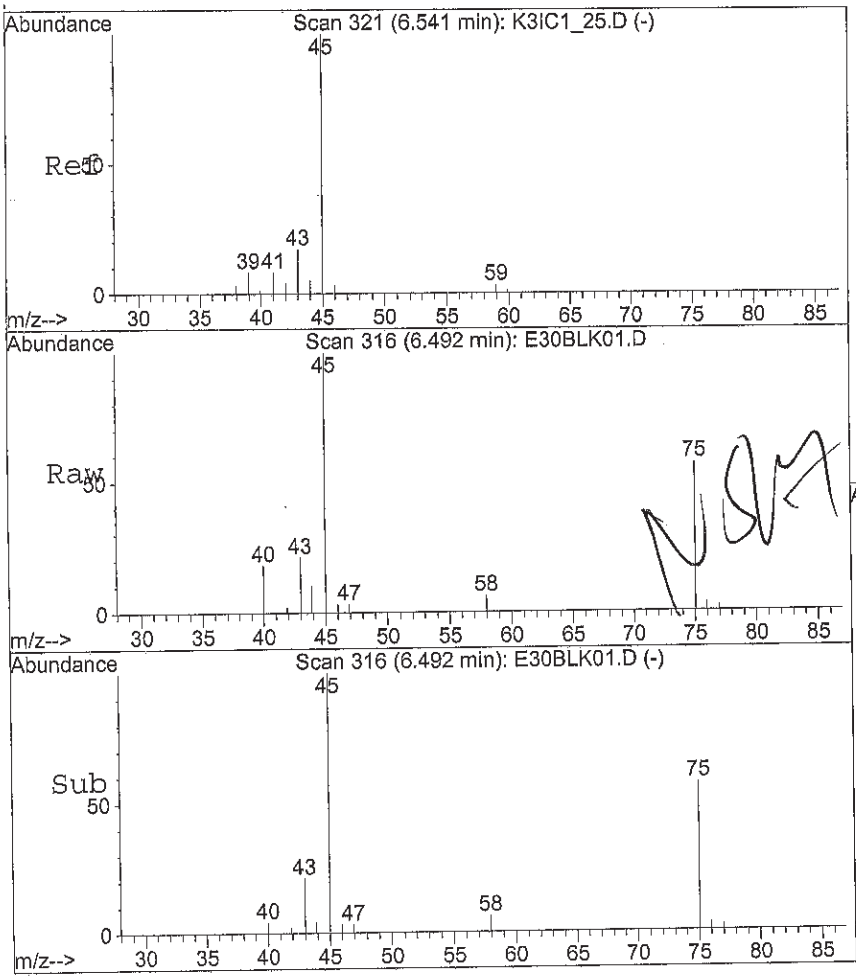

#12
(IPA) Leak Check Compound
Concen: 745.23 ug/L
RT: 6.49 min Scan# 316
Delta R.T. -0.05 min
Lab File: E30BLK01.D
Acq: 30 May 2014 7:45 am

Tgt Ion: 45 Resp: 145301

Ion	Ratio	Lower	Upper
45	100		
39	0.5	4.9	7.3#

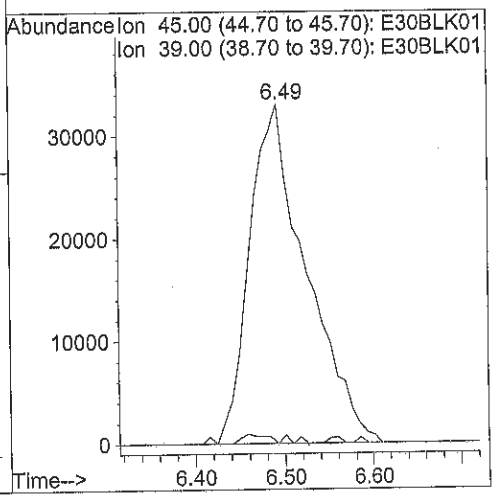

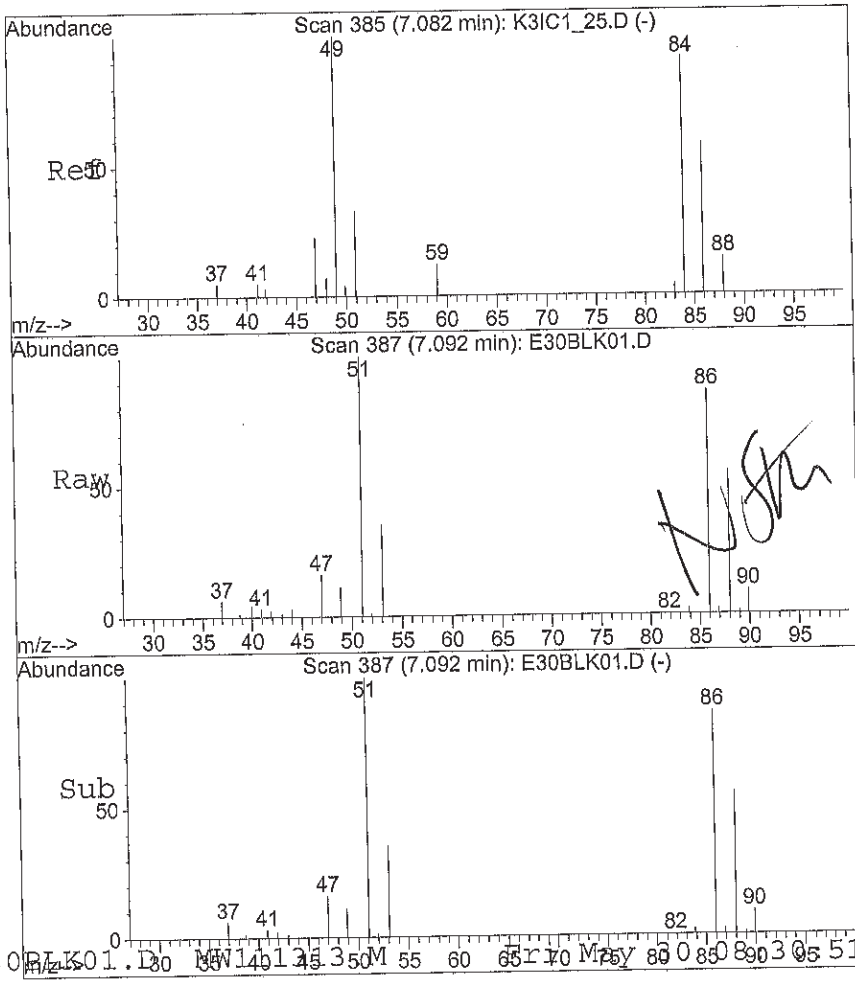

#14
Methylene Chloride
Concen: 1.10 ug/L
RT: 7.09 min Scan# 387
Delta R.T. 0.01 min
Lab File: E30BLK01.D
Acq: 30 May 2014 7:45 am

Tgt Ion: 84 Resp: 4882

Ion	Ratio	Lower	Upper
84	100		
49	1166.5	89.8	134.6#
86	8280.2	51.1	76.7#
51	9759.7	28.5	42.7#

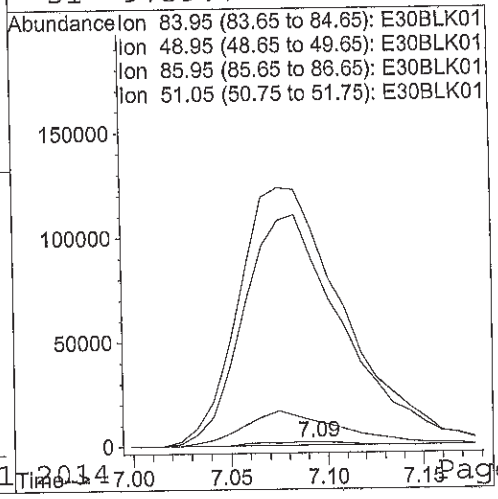

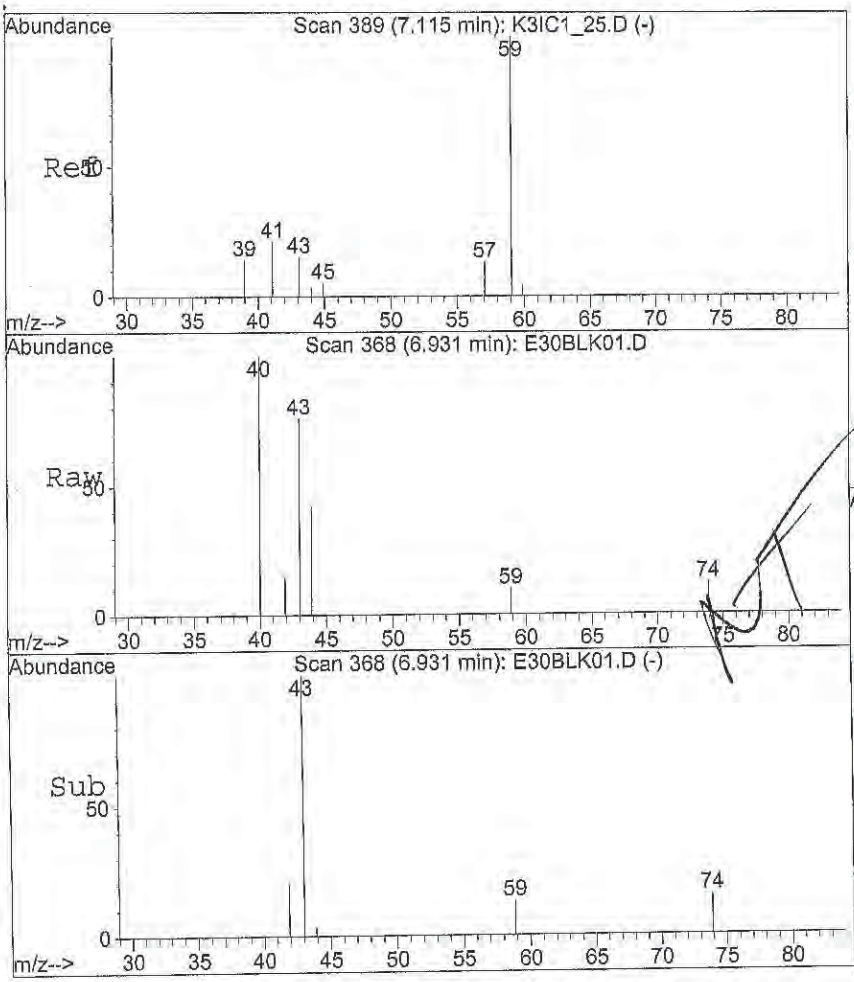

#15
(TBA) tert-Butanol
Concen: 0.98 ug/L
RT: 6.93 min Scan# 368
Delta R.T. -0.18 min
Lab File: E30BLK01.D
Acq: 30 May 2014 7:45 am

Tgt Ion: 59 Resp: 271

Ion	Ratio	Lower	Upper
59	100		
57	0.0	6.4	9.6#

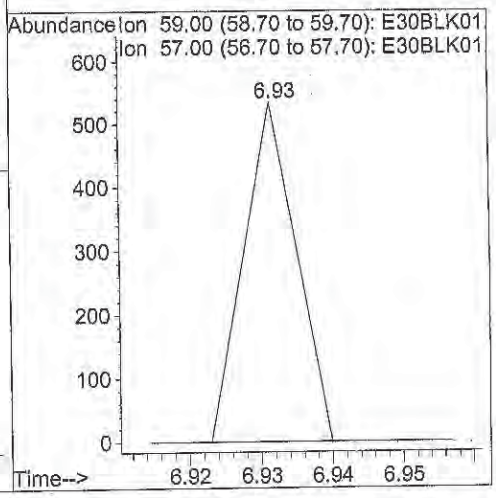



#24
Chloroform
Concen: 0.62 ug/L
RT: 9.21 min Scan# 638
Delta R.T. 0.01 min
Lab File: E30BLK01.D
Acq: 30 May 2014 7:45 am

Tgt Ion: 83 Resp: 5264

Ion	Ratio	Lower	Upper
83	100		
85	0.0	51.8	77.6#

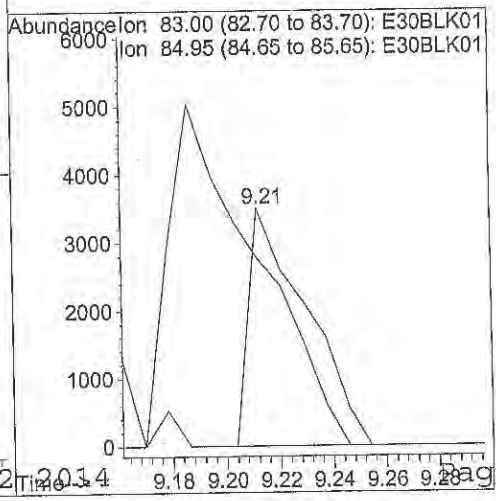

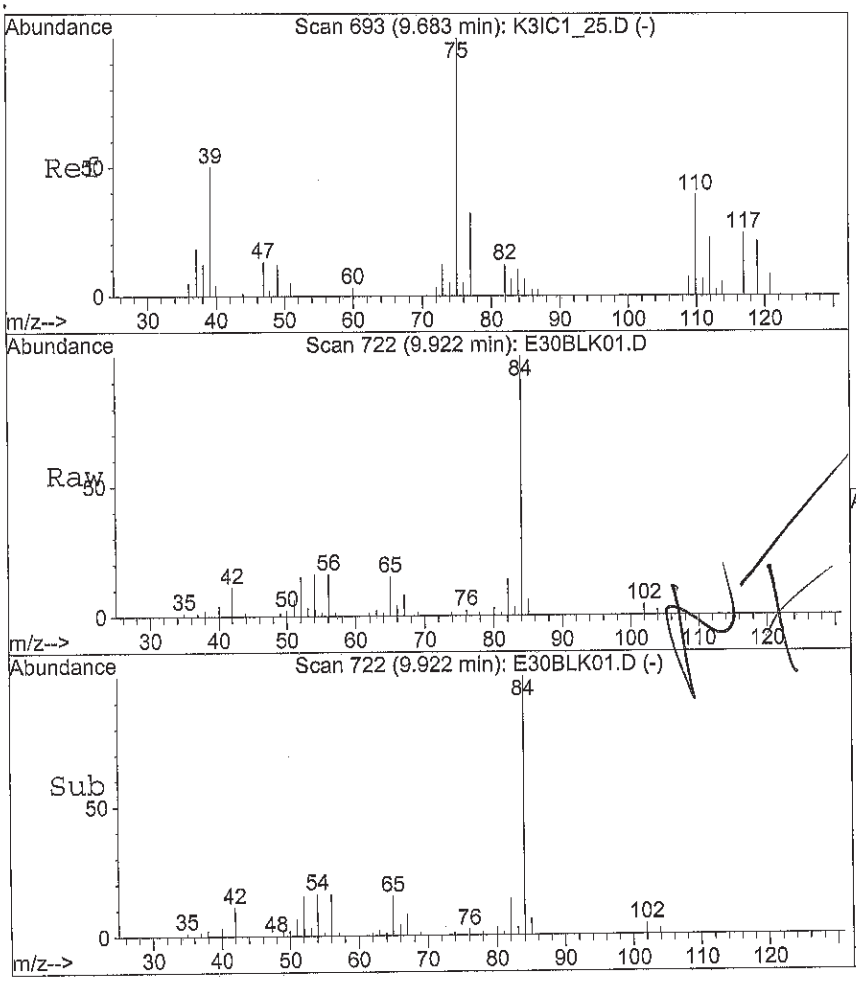

#29
1,1-Dichloropropene
Concen: 0.05 ug/L
RT: 9.92 min Scan# 722
Delta R.T. 0.24 min
Lab File: E30BLK01.D
Acq: 30 May 2014 7:45 am

Tgt Ion: 75 Resp: 332

Ion	Ratio	Lower	Upper
75	100		
110	0.0	29.0	43.6#
77	592.5	25.0	37.4#

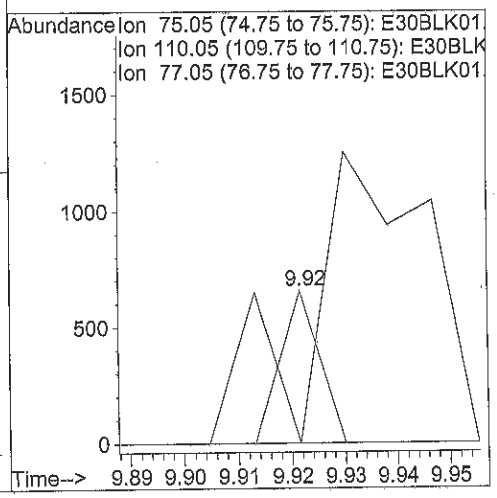

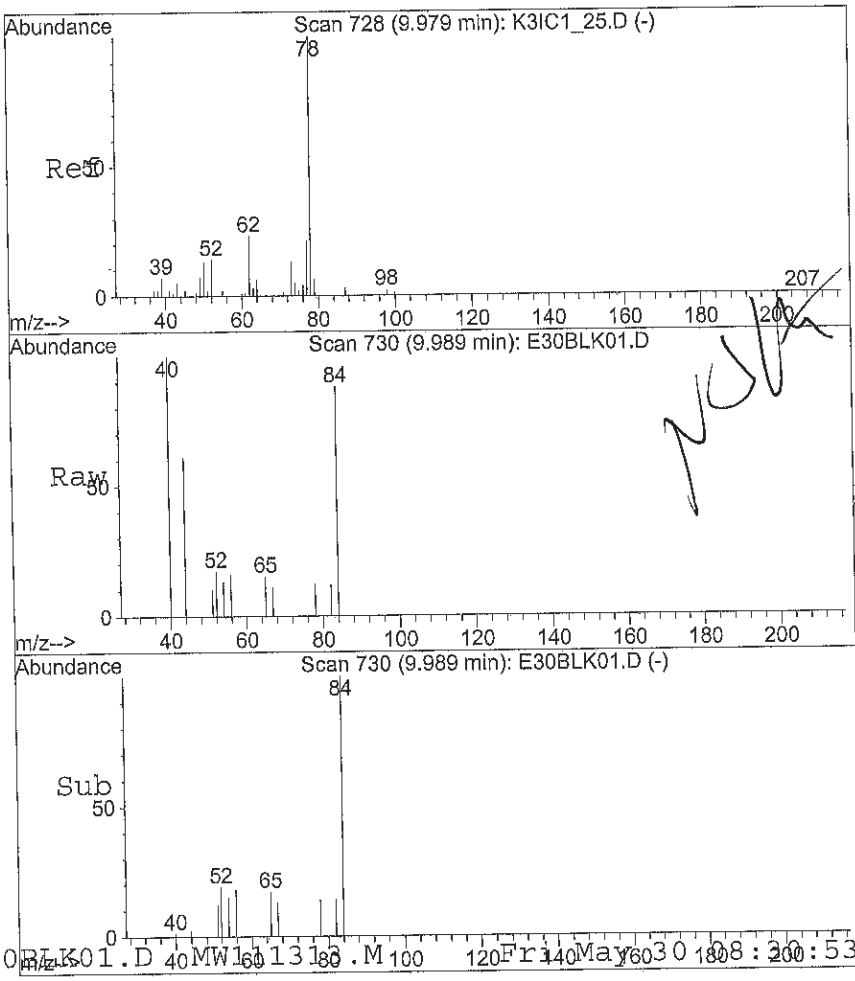

#31
Benzene
Concen: 0.02 ug/L
RT: 9.99 min Scan# 730
Delta R.T. 0.01 min
Lab File: E30BLK01.D
Acq: 30 May 2014 7:45 am

Tgt Ion: 78 Resp: 297

Ion	Ratio	Lower	Upper
78	100		
51	0.0	14.2	21.2#
77	0.0	16.6	24.8#

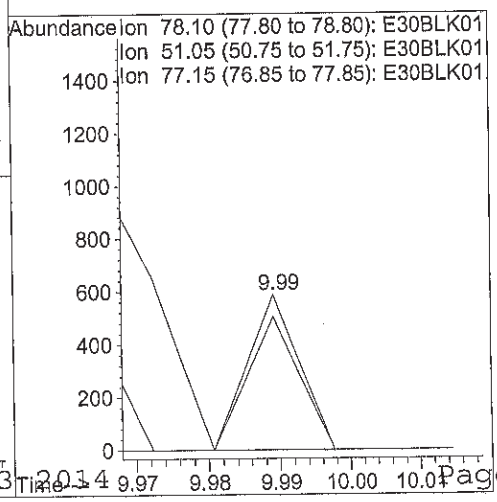

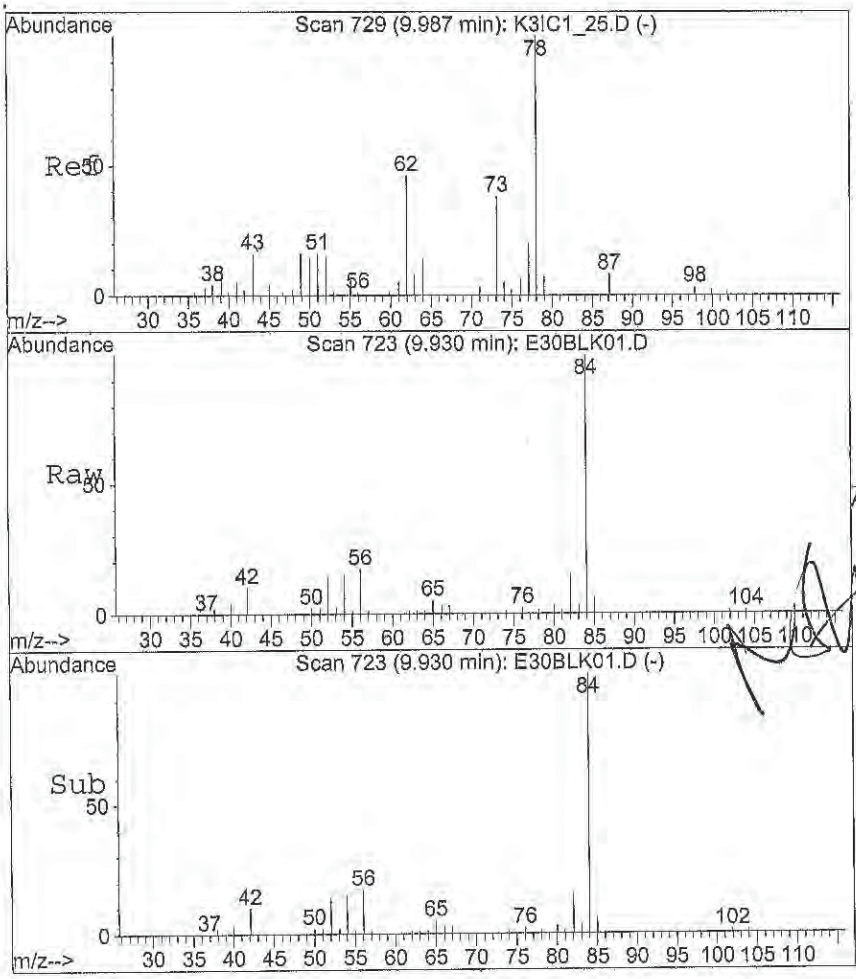

#32
1,2-Dichloroethane
Concen: 1.12 ug/L
RT: 9.93 min Scan# 723
Delta R.T. -0.06 min
Lab File: E30BLK01.D
Acq: 30 May 2014 7:45 am

Tgt Ion: 62 Resp: 6024

Ion	Ratio	Lower	Upper
62	100		
64	139.3	28.0	42.0#
49	0.0	28.5	42.7#
98	0.0	6.2	9.4#

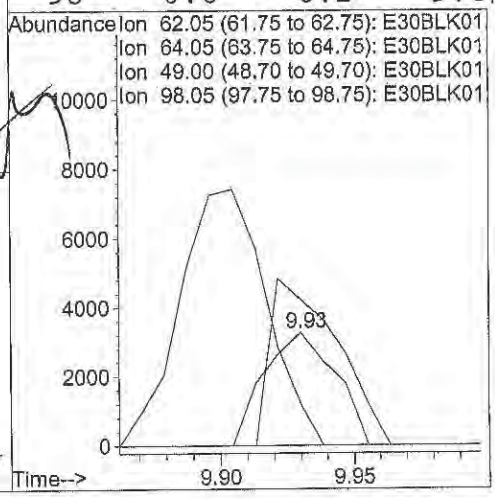

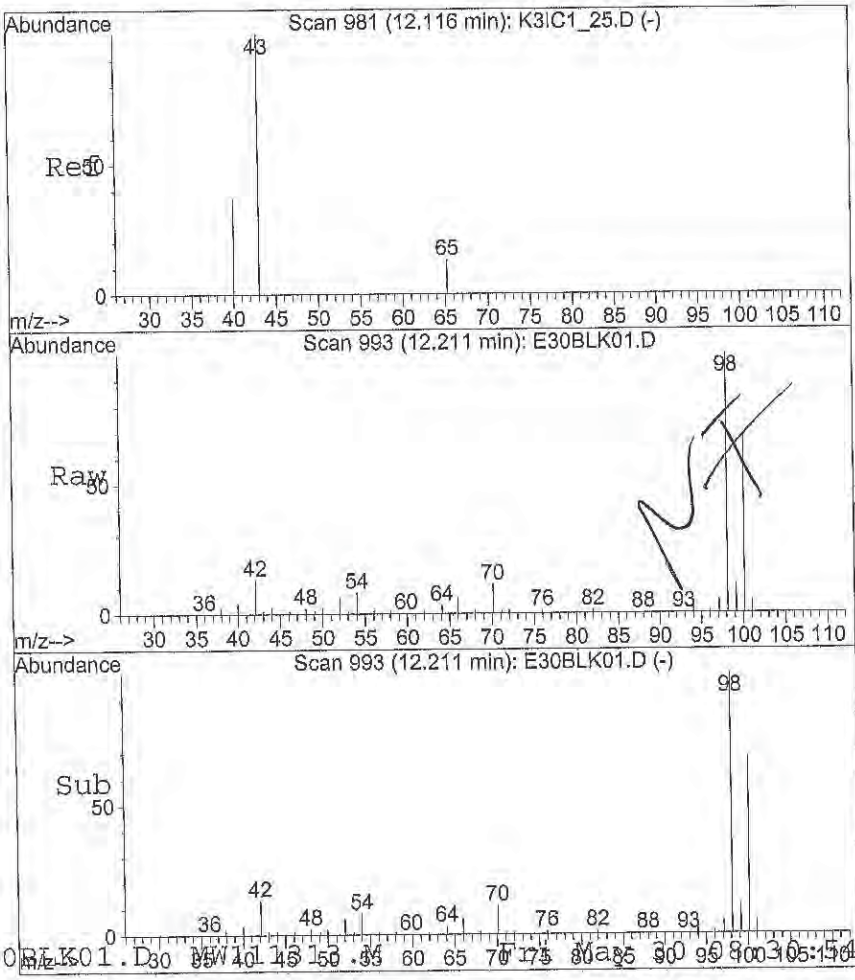

#40
(MIBK) 4-Methyl-2-Pentanone
Concen: 3.19 ug/L
RT: 12.21 min Scan# 993
Delta R.T. 0.09 min
Lab File: E30BLK01.D
Acq: 30 May 2014 7:45 am

Tgt Ion: 43 Resp: 8465

Ion	Ratio	Lower	Upper
43	100		
58	122.0	0.0	0.0#
85	0.0	0.0	0.0
100	11447.3	0.0	0.0#

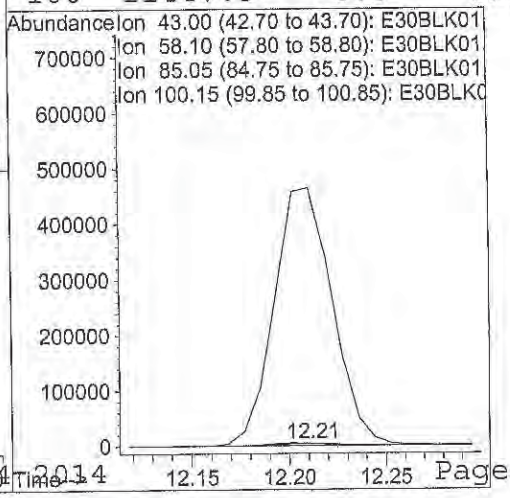

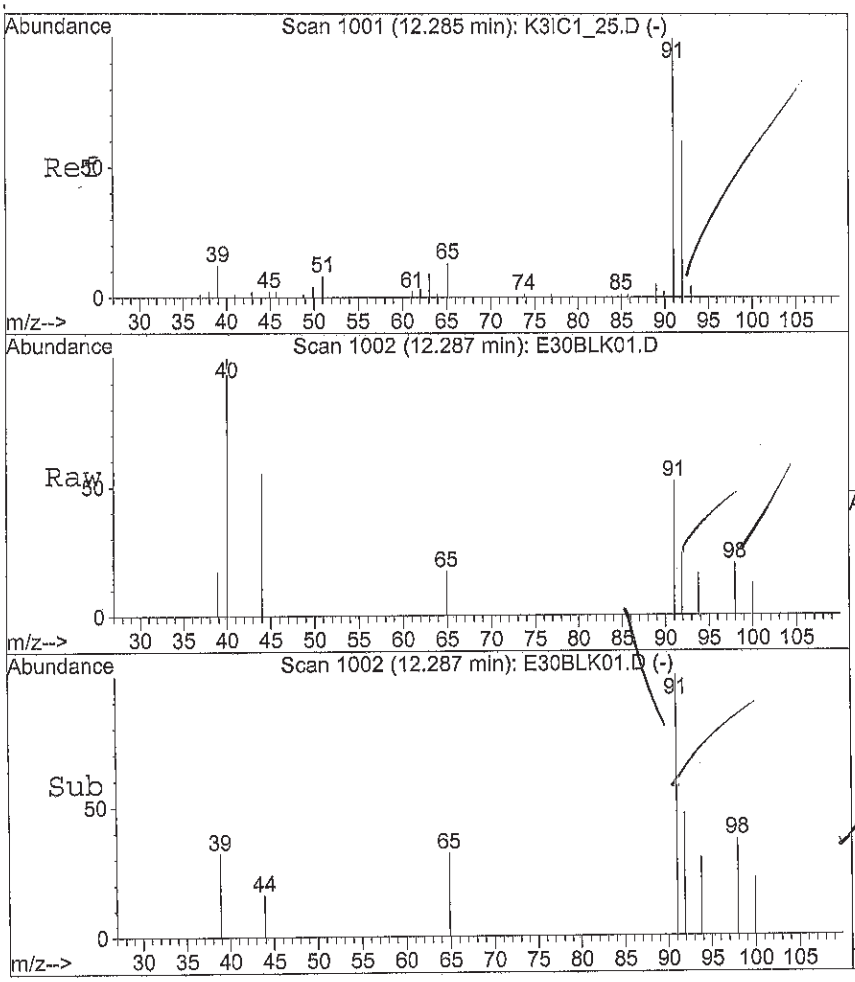

#41
Toluene
Concen: 0.24 ug/L
RT: 12.29 min Scan# 1002
Delta R.T. 0.00 min
Lab File: E30BLK01.D
Acq: 30 May 2014 7:45 am

Tgt Ion: 91 Resp: 4316

Ion	Ratio	Lower	Upper
91	100		
92	58.5	47.4	71.0

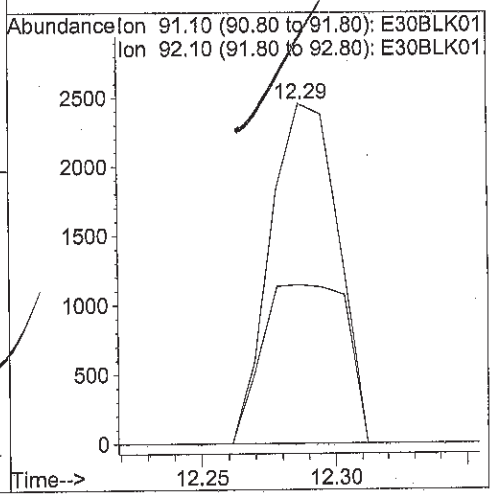

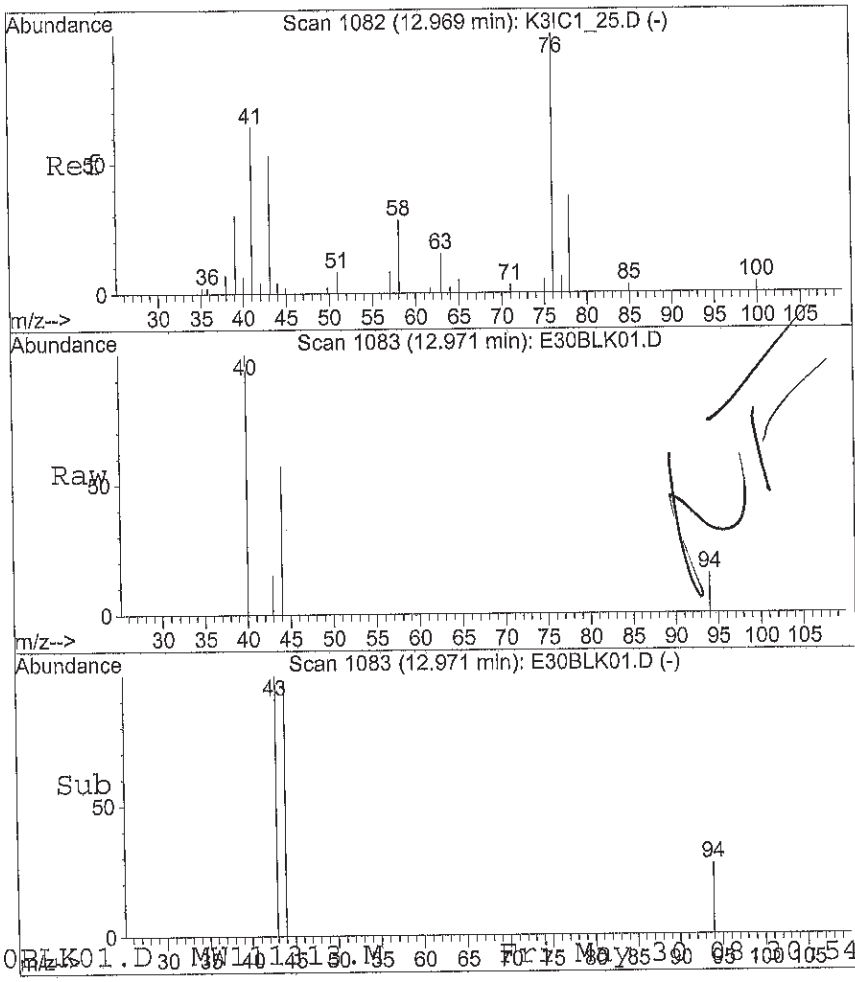

#46
2-Hexanone
Concen: 0.35 ug/L
RT: 12.97 min Scan# 1083
Delta R.T. 0.00 min
Lab File: E30BLK01.D
Acq: 30 May 2014 7:45 am

Tgt Ion: 43 Resp: 1032

Ion	Ratio	Lower	Upper
43	100		
58	0.0	40.9	61.3#
100	0.0	5.5	8.3#
85	0.0	4.3	6.5#

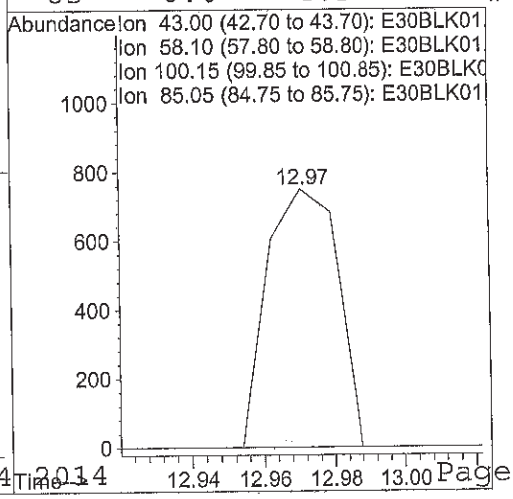

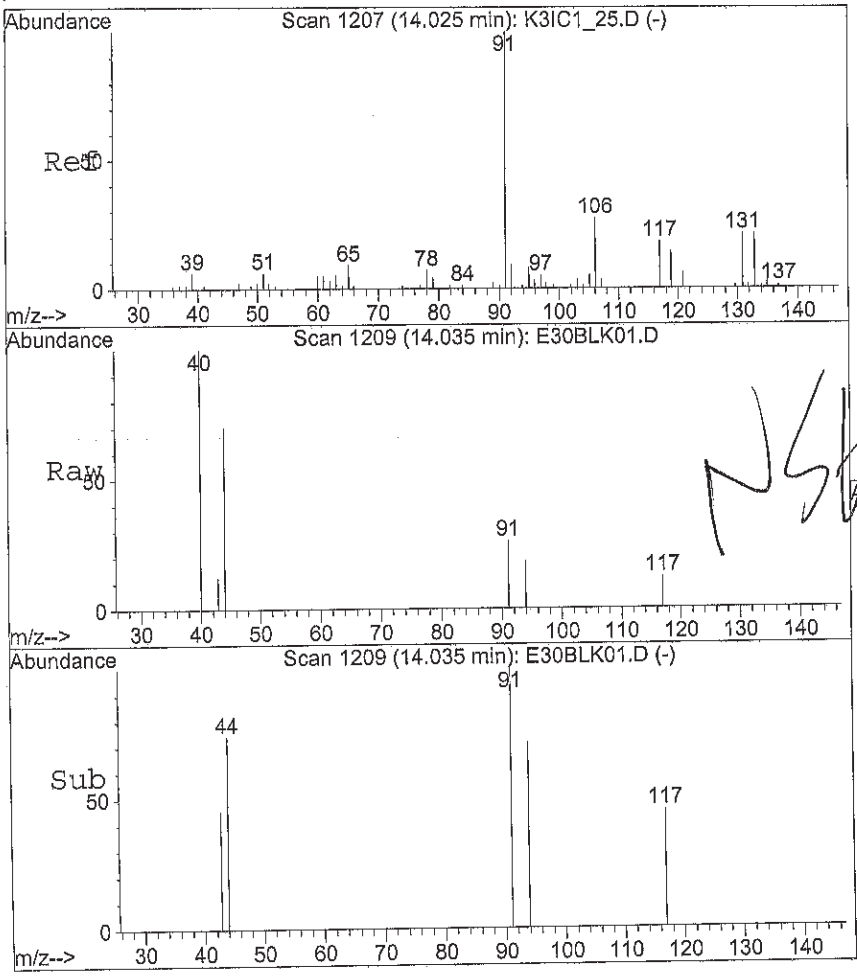

#51
Ethylbenzene
Concen: 0.07 ug/L
RT: 14.04 min Scan# 1209
Delta R.T. 0.01 min
Lab File: E30BLK01.D
Acq: 30 May 2014 7:45 am

Tgt Ion: 91 Resp: 1520

Ion	Ratio	Lower	Upper
91	100		
106	0.0	23.5	35.3#

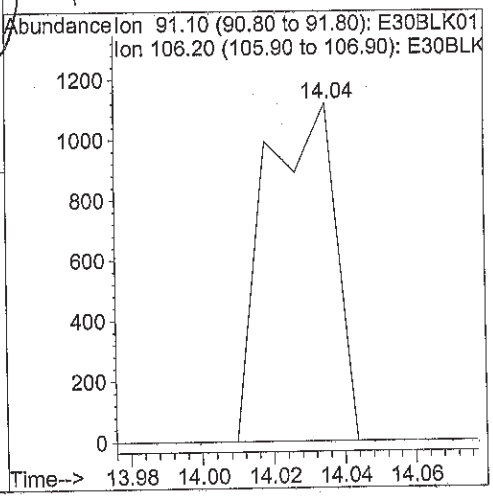

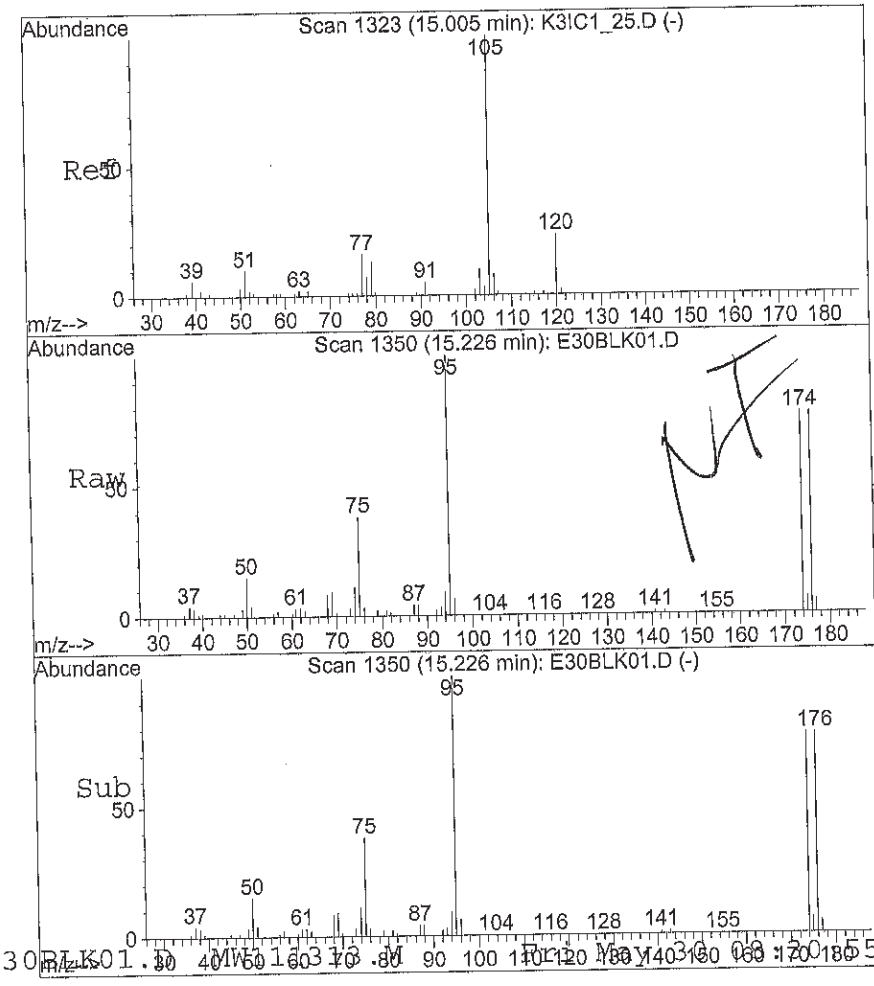

#56
Isopropylbenzene
Concen: 0.09 ug/L
RT: 15.23 min Scan# 1350
Delta R.T. 0.22 min
Lab File: E30BLK01.D
Acq: 30 May 2014 7:45 am

Tgt Ion:105 Resp: 1799

Ion	Ratio	Lower	Upper
105	100		
120	0.0	19.3	28.9#
77	206.7	13.1	19.7#

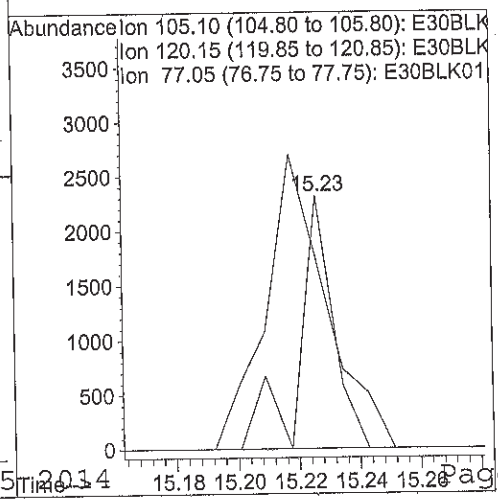

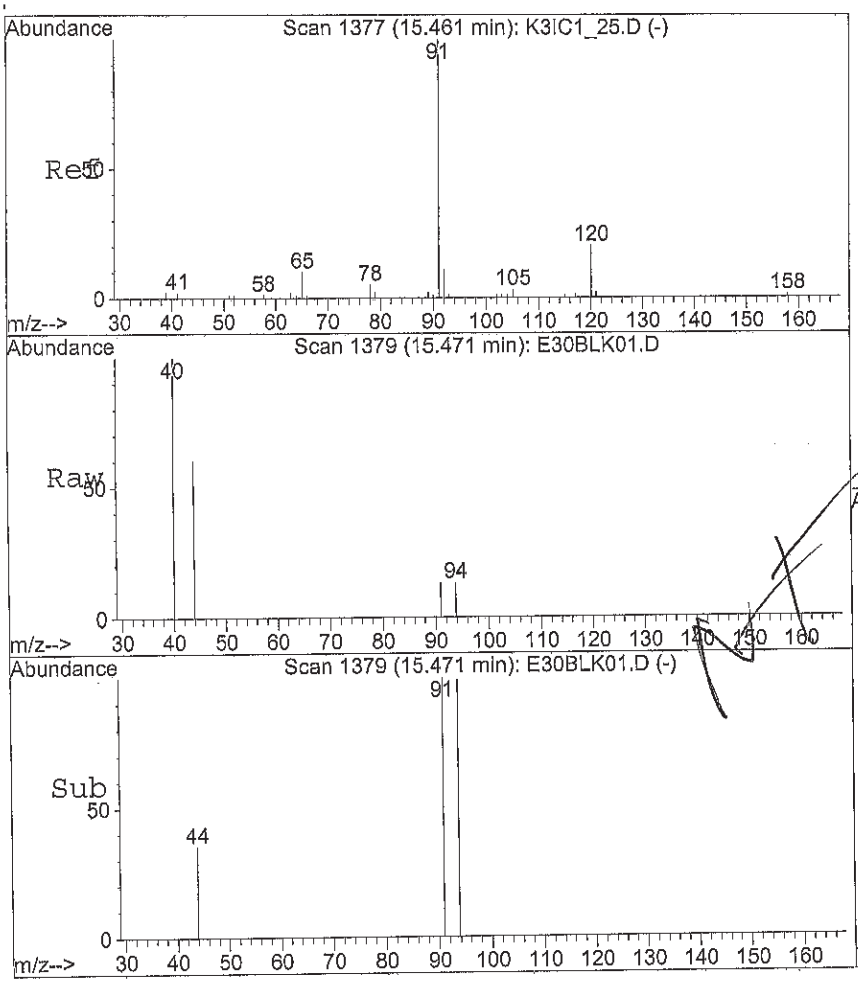

#62
n-Propylbenzene
Concen: 0.03 ug/L
RT: 15.47 min Scan# 1379
Delta R.T. 0.01 min
Lab File: E30BLK01.D
Acq: 30 May 2014 7:45 am

Tgt Ion: 91 Resp: 915

Ion	Ratio	Lower	Upper
91	100		
120	0.0	16.1	24.1#

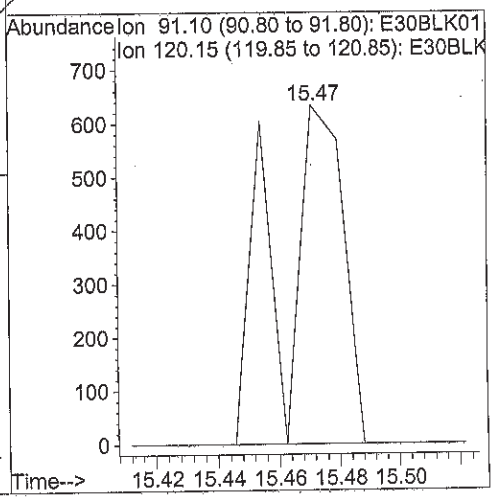

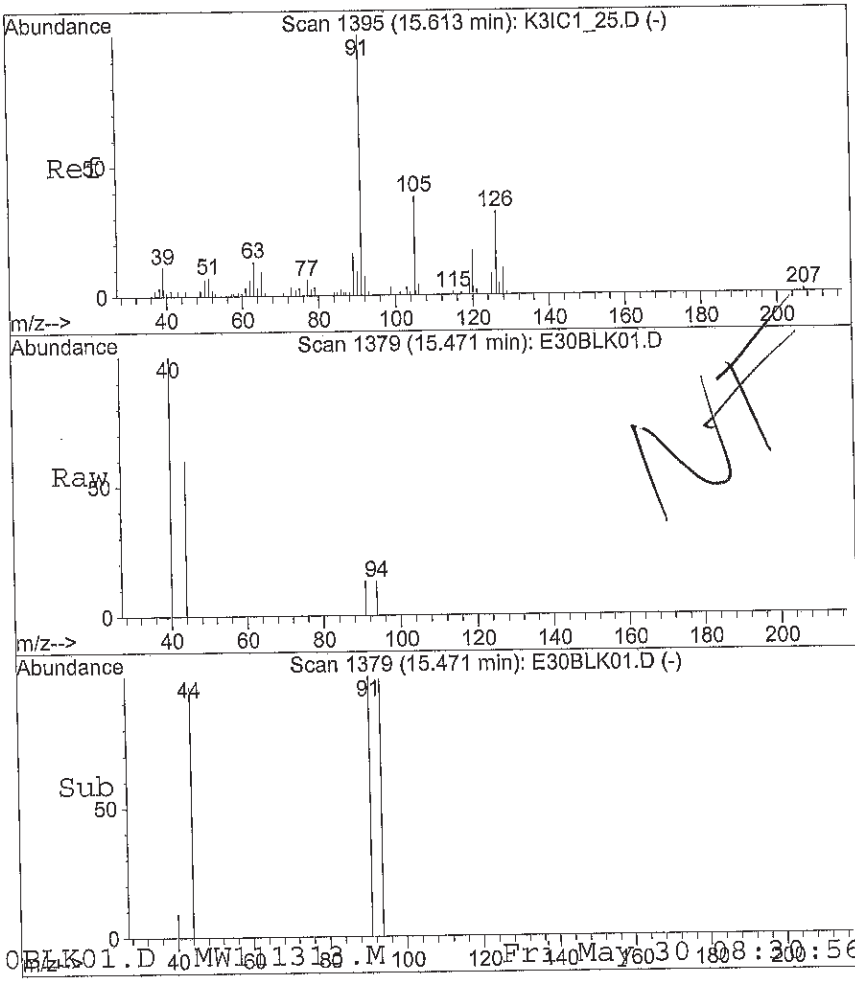

#63
2-Chlorotoluene
Concen: 0.05 ug/L
RT: 15.47 min Scan# 1379
Delta R.T. -0.14 min
Lab File: E30BLK01.D
Acq: 30 May 2014 7:45 am

Tgt Ion: 91 Resp: 915

Ion	Ratio	Lower	Upper
91	100		
126	0.0	24.0	36.0#

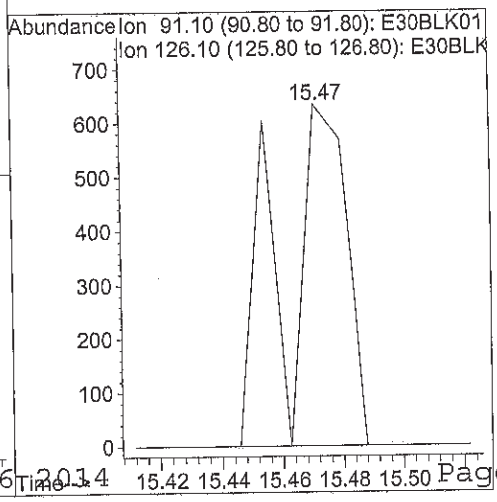

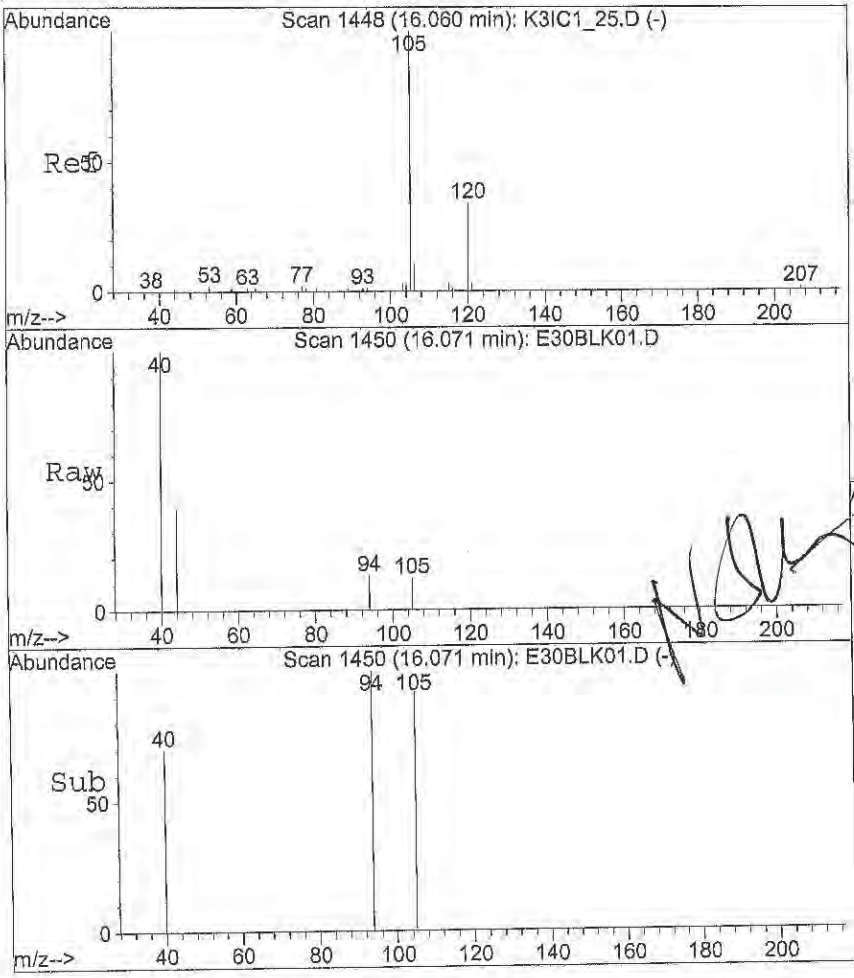

#67
1,2,4-Trimethylbenzene
Concen: 0.02 ug/L
RT: 16.07 min Scan# 1450
Delta R.T. 0.01 min
Lab File: E30BLK01.D
Acq: 30 May 2014 7:45 am

Tgt Ion:105	Resp:	337	
Ion	Ratio	Lower	Upper
105	100		
120	0.0	33.8	50.8#

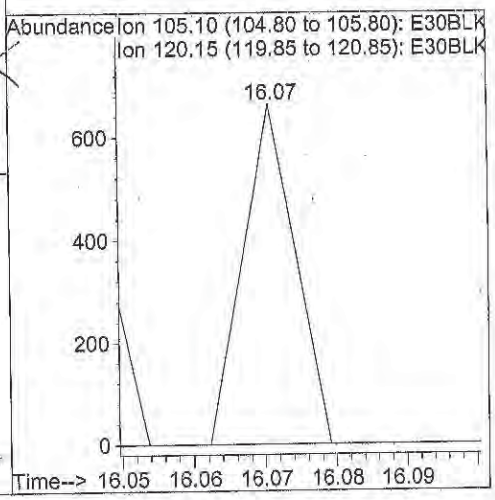

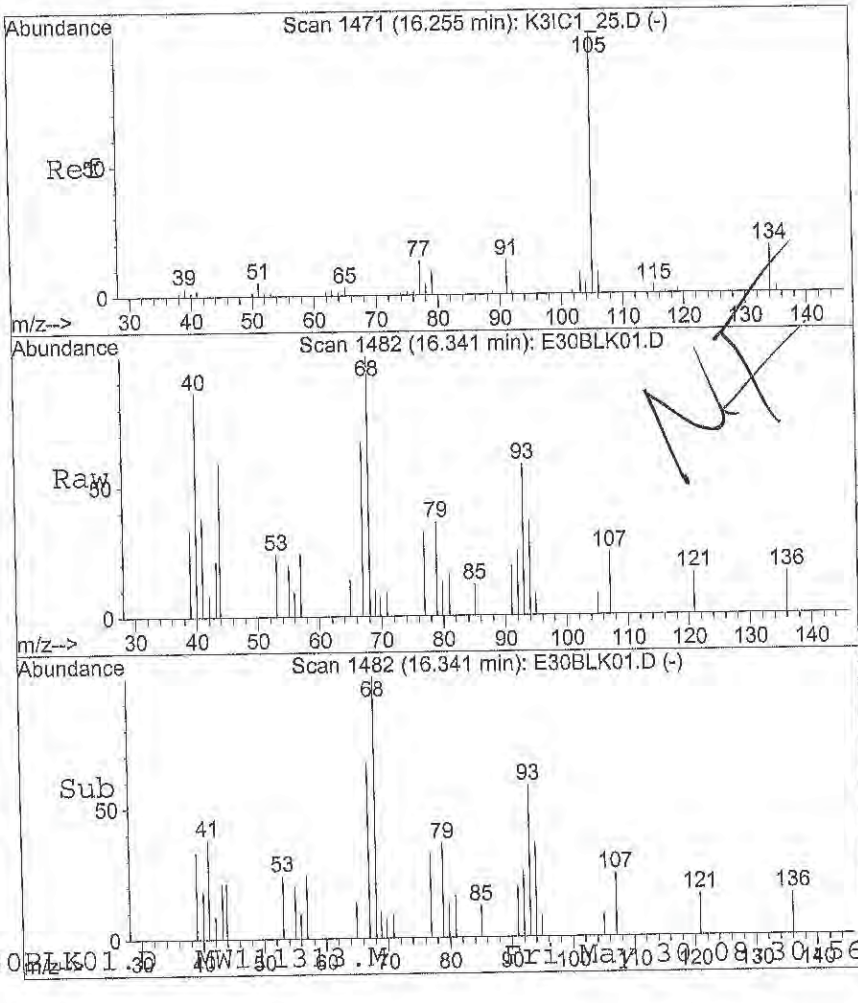

#68
sec-Butylbenzene
Concen: 0.01 ug/L
RT: 16.34 min Scan# 1482
Delta R.T. 0.09 min
Lab File: E30BLK01.D
Acq: 30 May 2014 7:45 am

Tgt Ion:105	Resp:	264	
Ion	Ratio	Lower	Upper
105	100		
134	0.0	13.0	19.6#

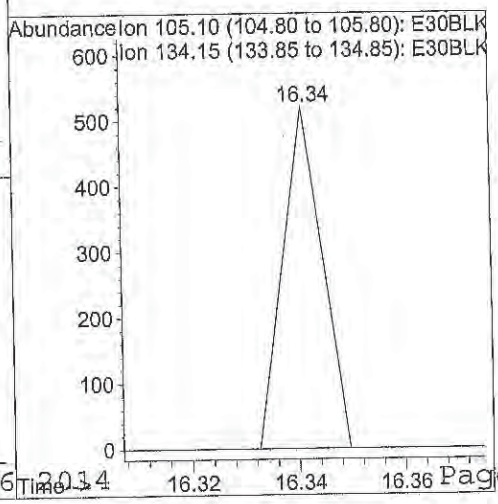

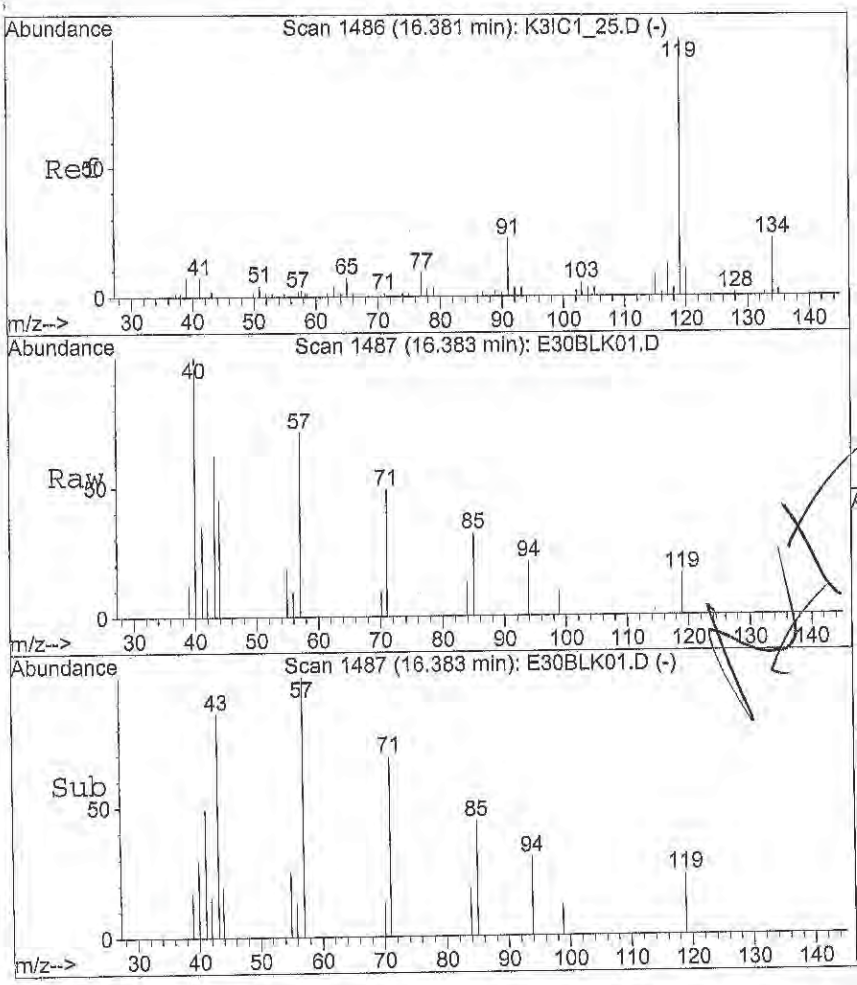

#69
p-Isopropyltoluene
Concen: 0.09 ug/L
RT: 16.38 min Scan# 1487
Delta R.T. 0.00 min
Lab File: E30BLK01.D
Acq: 30 May 2014 7:45 am

Tgt Ion:119 Resp: 1722

Ion	Ratio	Lower	Upper
119	100		
134	0.0	17.4	26.2#
91	15.8	19.6	29.4#

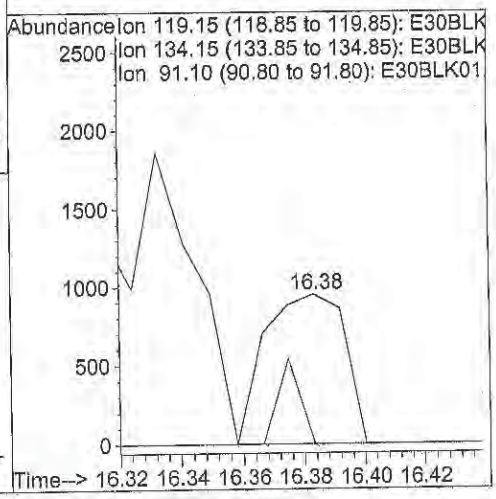

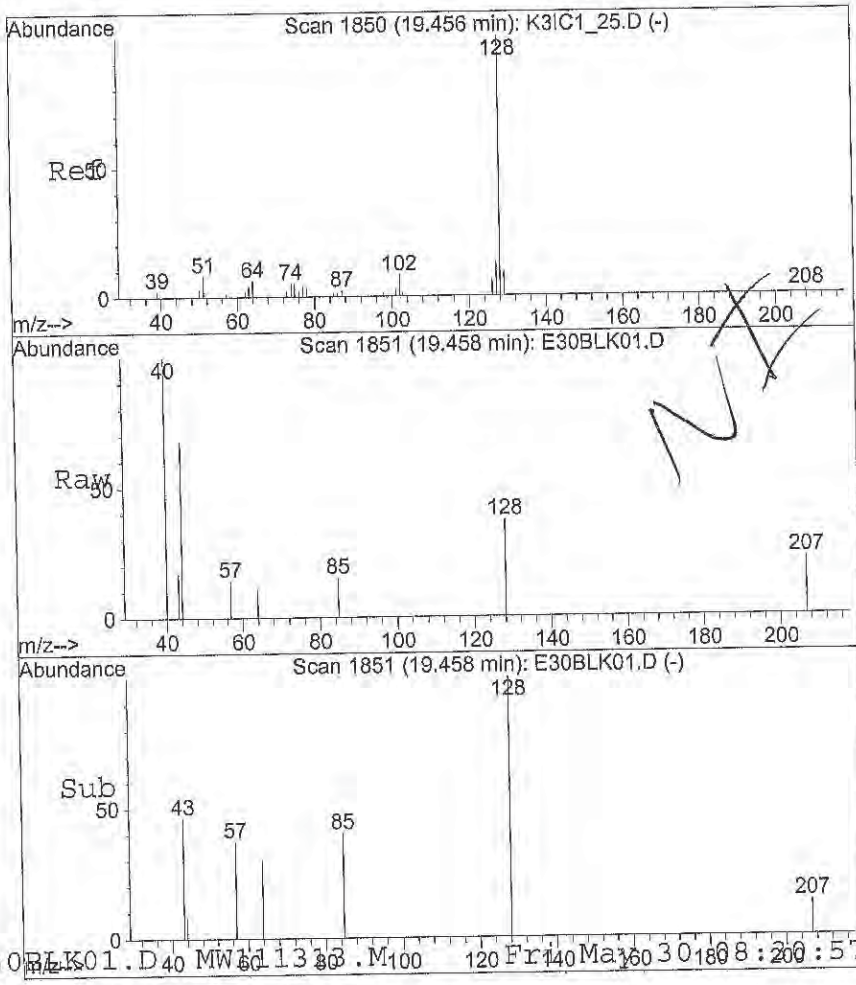

#77
Naphthalene
Concen: 0.15 ug/L
RT: 19.46 min Scan# 1851
Delta R.T. 0.00 min
Lab File: E30BLK01.D
Acq: 30 May 2014 7:45 am

Tgt Ion:128 Resp: 2096

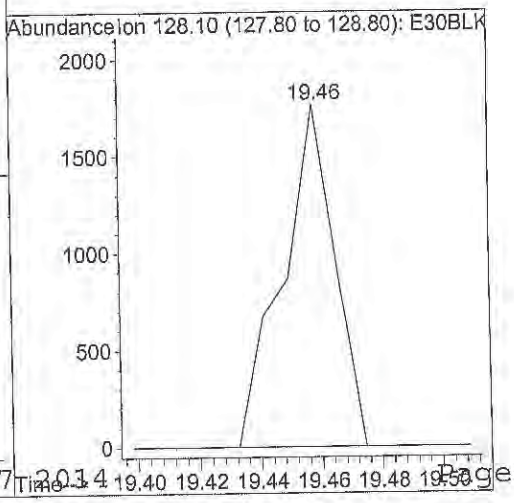

Quantitation Report (Not Reviewed)

Data File : C:\HPCHEM\1\DATA\053014L3\E30BLK01.D Vial: 11
Acq On : 30 May 2014 7:45 am Operator: DN
Sample : 34E3001-BLK1 Inst : GC/MS Ins
Misc : 100cc AMBIENT AIR/H20 Multiplr: 10.00
MS Integration Params: rteint.p
Quant Time: May 30 8:33 19114 Quant Results File: SS072713.RES

Quant Method : C:\HPCHEM\1\METHODS\SS072713.M (RTE Integrator)
Title : 8260B GC/MS #3 ICAL SSSF 07/27/13 DN
Last Update : Mon Nov 18 10:31:39 2013
Response via : Initial Calibration
DataAcq Meth : MW111313

Internal Standards	R.T.	QIon	Response	Conc	Units	Dev(Min)
1) Fluorobenzene (IS)	10.29	96	1622577	12.50	ug/L	-0.02
7) Chlorobenzene-d5 (IS)	13.92	117	1329092	12.50	ug/L	-0.01
10) 1,4-Dichlorobenzene-d4 (IS	16.51	152	724181	12.50	ug/L	0.00
System Monitoring Compounds						
2) Dibromofluoromethane (SU1)	9.43	113	460269	10.91	ug/L	0.00
Spiked Amount 12.500	Range 75 - 125		Recovery = 87.28%			
3) Chloroform-d (SU6)	9.19	84	701756	11.59	ug/L	0.00
Spiked Amount 12.500	Range 70 - 140		Recovery = 92.72%			
4) Methylene Chloride-d2 (SU5	7.08	86	404241	11.42	ug/L	0.00
Spiked Amount 12.500	Range 70 - 140		Recovery = 91.36%			
5) 1,2-Dichloroethane-d4 (SU2	9.90	65	451512	15.66	ug/L	0.00
Spiked Amount 12.500	Range 75 - 125		Recovery = 125.28%#			
6) Benzene-d6 (SU7)	9.93	84	1363643	10.71	ug/L	-0.02
Spiked Amount 12.500	Range 70 - 140		Recovery = 85.68%			
8) Toluene-d8 (SU3)	12.21	98	1433560	11.37	ug/L	-0.01
Spiked Amount 12.500	Range 75 - 125		Recovery = 90.96%			
9) 4-Bromofluorobenzene (SU4)	15.22	95	730091	14.03	ug/L	-0.01
Spiked Amount 12.500	Range 75 - 125		Recovery = 112.24%			

Target Compounds Qvalue

(#) = qualifier out of range (m) = manual integration

Quantitation Report

Data File : C:\HPCHEM\1\DATA\053014L3\E30BLK01.D
Acq On : 30 May 2014 7:45 am
Sample : 34E3001-BLK1
Misc : 100cc AMBIENT AIR/H20
MS Integration Params: rteint.p
Quant Time: May 30 8:33 19114

Vial: 11
Operator: DN
Inst : GC/MS Ins
Multiplr: 10.00

Quant Results File: SS072713.RES

Method : C:\HPCHEM\1\METHODS\SS072713.M (RTE Integrator)
Title : 8260B GC/MS #3 ICAL SSSF 07/27/13 DN
Last Update : Mon Nov 18 10:31:39 2013
Response via : Initial Calibration



RAW DATA FOR ANALYZED SAMPLES INCLUDING CHROMATOGRAMS, QUANTITATION REPORTS AND SPECTRA

Quantitation Report (Not Reviewed)

Data File : C:\HPCHEM\1\DATA\053014L3\E3000001.D Vial: 11
Acq On : 30 May 2014 8:15 am Operator: DN
Sample : 3E43001-01 Inst : GC/MS Ins
Misc : 100cc Equipment Blank Multiplr: 10.00
MS Integration Params: rteint.p
Quant Time: May 30 8:36 19114 Quant Results File: MW111313.RES

Quant Method : C:\HPCHEM\1\METHODS\MW111313.M (RTE Integrator)
Title : 8260B GC/MS #3 ICAL 11/13/13 DN
Last Update : Wed Nov 13 19:38:32 2013
Response via : Initial Calibration
DataAcq Meth : MW111313

Internal Standards	R.T.	QIon	Response	Conc	Units	Dev(Min)
1) Fluorobenzene (IS)	10.29	96	1463339	12.50	ug/L	0.00
38) Chlorobenzene-d5 (IS)	13.92	117	1193802	12.50	ug/L	0.00
59) 1,4-Dichlorobenzene-d4 (IS	16.51	152	650445	12.50	ug/L	0.00
System Monitoring Compounds						
2) Dibromofluoromethane (SU1)	9.43	113	420773	11.53	ug/L	0.00
Spiked Amount 12.500	Range 75 - 125		Recovery = 92.24%			
28) 1,2-Dichloroethane-d4 (SU2	9.90	65	404078	11.65	ug/L	0.00
Spiked Amount 12.500	Range 75 - 125		Recovery = 93.20%			
39) Toluene-d8 (SU3)	12.21	98	1315571	11.82	ug/L	0.00
Spiked Amount 12.500	Range 75 - 125		Recovery = 94.56%			
58) 4-Bromofluorobenzene (SU4)	15.22	95	648844	13.29	ug/L	0.00
Spiked Amount 12.500	Range 75 - 125		Recovery = 106.32%			

Target Compounds						Qvalue
4) Chloromethane	4.39	50	798	-0.90	ug/L #	41
6) Bromomethane	5.11	96	2313	-0.34	ug/L #	1
7) Chloroethane	5.30	64	1764	2.14	ug/L	87
11) Acetone	6.46	58	8296	10.17	ug/L	97
12) (IPA) Leak Check Compound	6.47	45	110463	628.20	ug/L #	83
14) Methylene Chloride	7.07	84	5149	1.28	ug/L #	1
15) (TBA) tert-Butanol	6.91	59	722	2.89	ug/L #	77
21) (MEK) 2-Butanone	8.80	72	276	0.67	ug/L #	1
24) Chloroform	9.21	83	2965	0.39	ug/L #	1
29) 1,1-Dichloropropene	9.92	75	319	0.06	ug/L #	1
31) Benzene	9.93	78	8083	0.59	ug/L #	71
32) 1,2-Dichloroethane	9.93	62	5198	1.07	ug/L #	1
40) (MIBK) 4-Methyl-2-Pentanon	12.20	43	6869	2.88	ug/L #	100
41) Toluene	12.29	91	690	0.04	ug/L #	21
46) 2-Hexanone	13.10	43	421	0.16	ug/L #	37
51) Ethylbenzene	13.92	91	1315	0.07	ug/L #	45
54) Styrene	14.63	104	537	-0.82	ug/L #	40
56) Isopropylbenzene	15.22	105	257	0.01	ug/L #	1
62) n-Propylbenzene	15.22	91	1763	0.07	ug/L #	56
68) sec-Butylbenzene	16.34	105	271	0.01	ug/L #	62

(#) = qualifier out of range (m) = manual integration

Quantitation Report

Data File : C:\HPCHEM\1\DATA\053014L3\E3000001.D Vial: 11
Acq On : 30 May 2014 8:15 am Operator: DN
Sample : 3E43001-01 Inst : GC/MS Ins
Misc : 100cc Equipment Blank Multiplr: 10.00
MS Integration Params: rteint.p
Quant Time: May 30 8:36 19114 Quant Results File: MW111313.RES

Method : C:\HPCHEM\1\METHODS\MW111313.M (RTE Integrator)
Title : 8260B GC/MS #3 ICAL 11/13/13 DN
Last Update : Wed Nov 13 19:38:32 2013
Response via : Initial Calibration



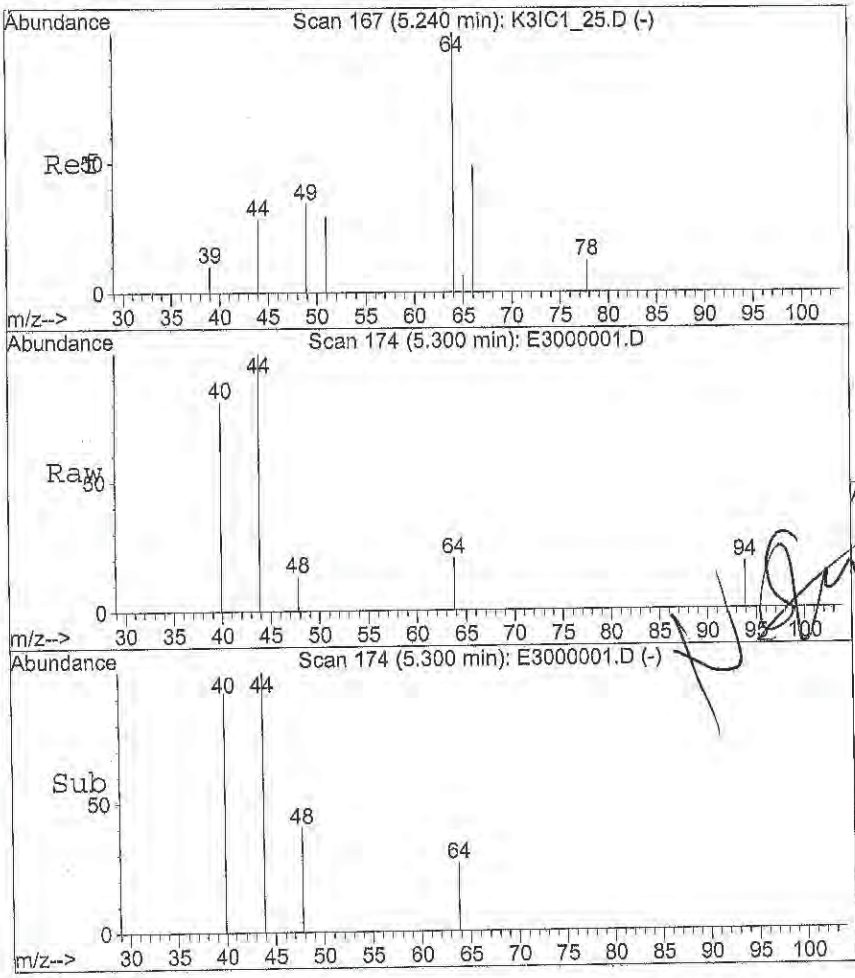

#7
Chloroethane
Concen: 2.14 ug/L
RT: 5.30 min Scan# 174
Delta R.T. 0.06 min
Lab File: E3000001.D
Acq: 30 May 2014 8:15 am

Tgt Ion: 64 Resp: 1764

Ion	Ratio	Lower	Upper
64	100		
66	35.5	35.4	53.0

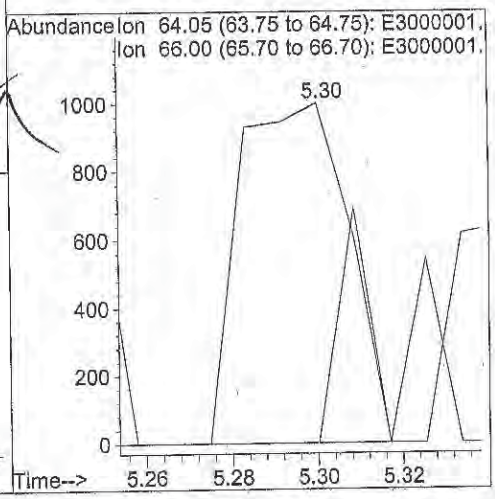

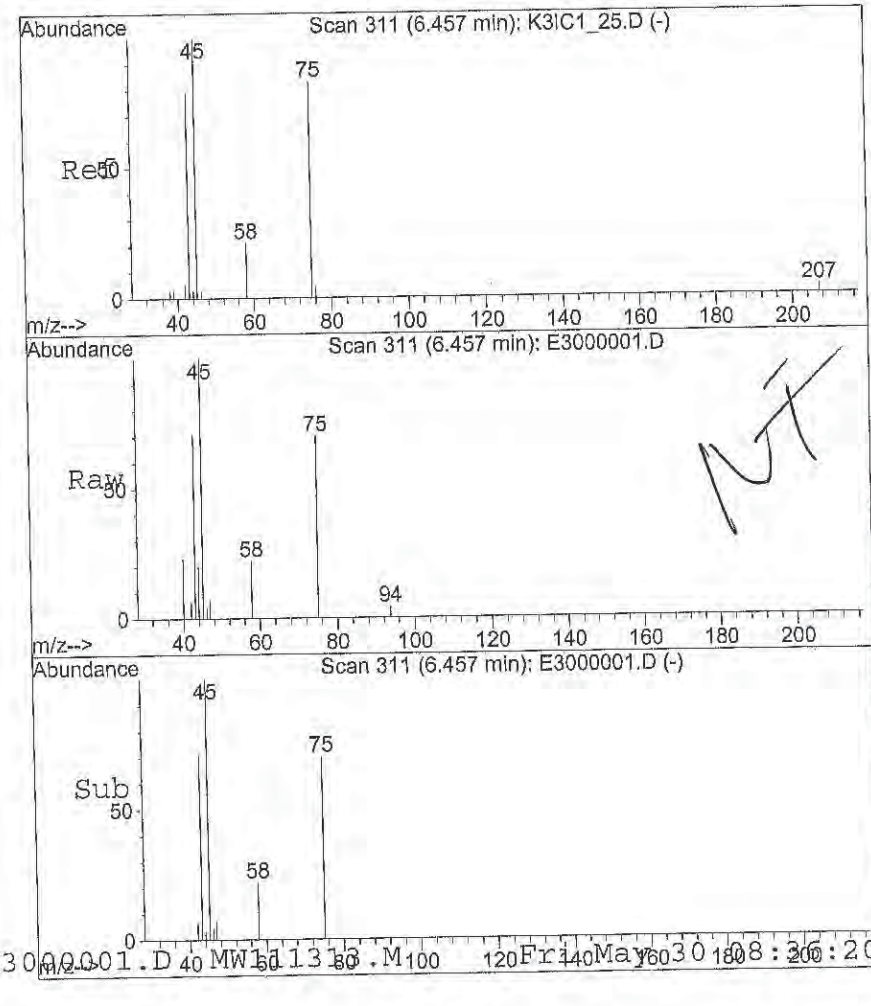

#11
Acetone
Concen: 10.17 ug/L
RT: 6.46 min Scan# 311
Delta R.T. 0.00 min
Lab File: E3000001.D
Acq: 30 May 2014 8:15 am

Tgt Ion: 58 Resp: 8296

Ion	Ratio	Lower	Upper
58	100		
43	444.6	360.9	541.3

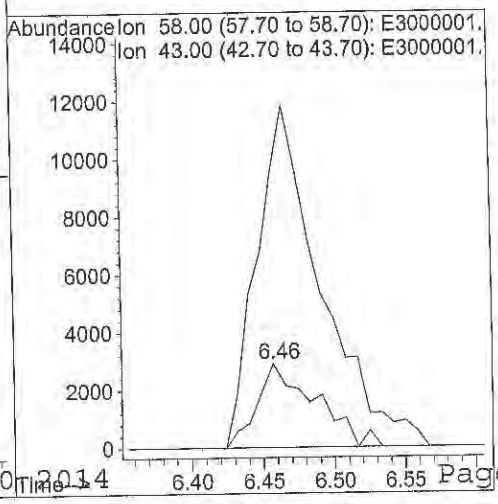

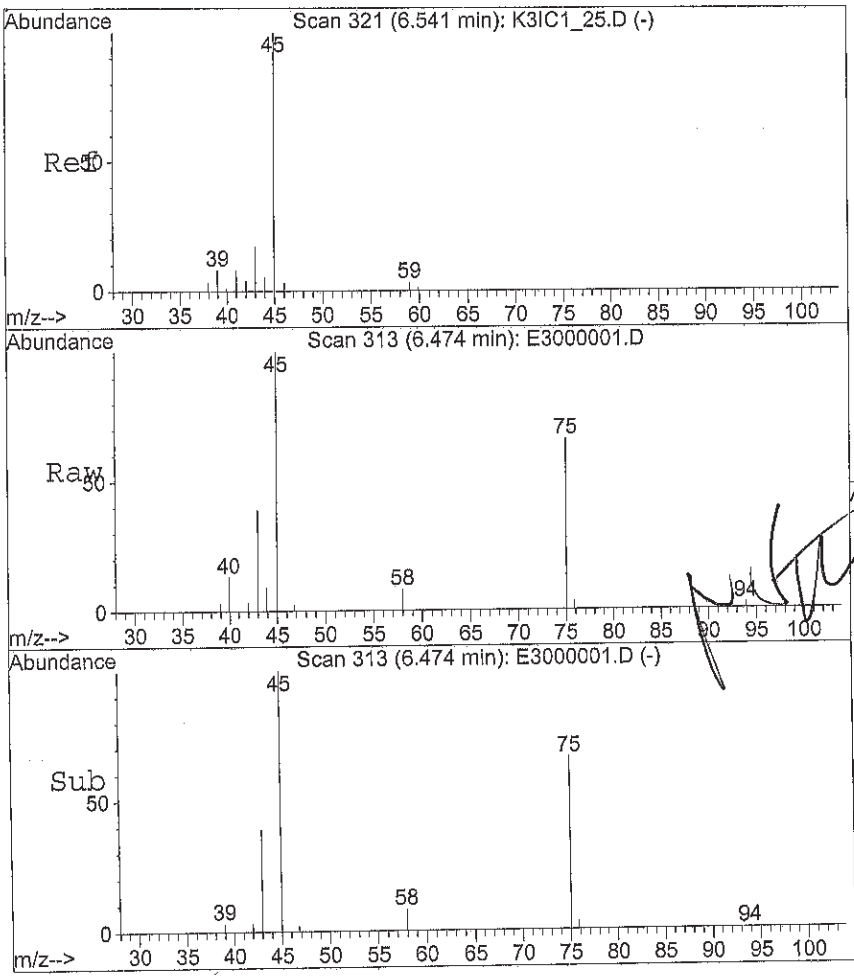

#12
(IPA) Leak Check Compound
Concen: 628.20 ug/L
RT: 6.47 min Scan# 313
Delta R.T. -0.07 min
Lab File: E3000001.D
Acq: 30 May 2014 8:15 am

Tgt Ion: 45 Resp: 110463

Ion	Ratio	Lower	Upper
45	100		
39	0.3	4.9	7.3#

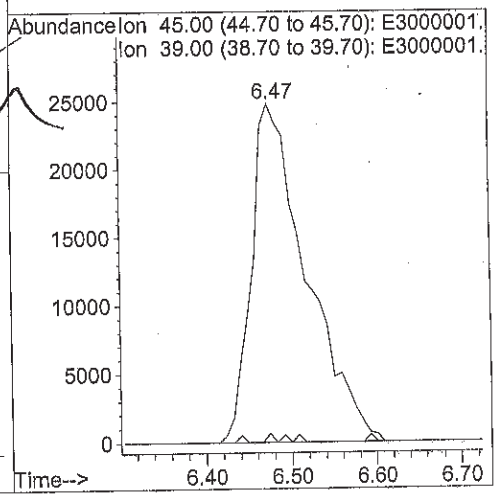

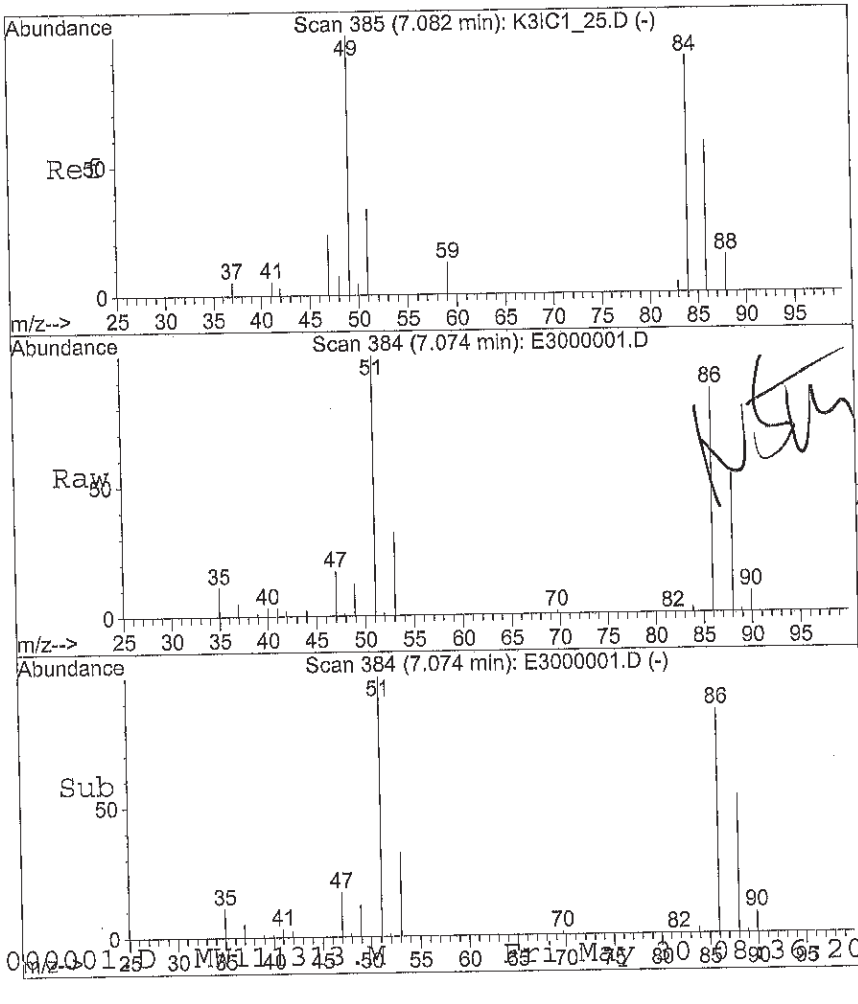

#14
Methylene Chloride
Concen: 1.28 ug/L
RT: 7.07 min Scan# 384
Delta R.T. -0.01 min
Lab File: E3000001.D
Acq: 30 May 2014 8:15 am

Tgt Ion: 84 Resp: 5149

Ion	Ratio	Lower	Upper
84	100		
49	1009.1	89.8	134.6#
86	7314.7	51.1	76.7#
51	8668.2	28.5	42.7#

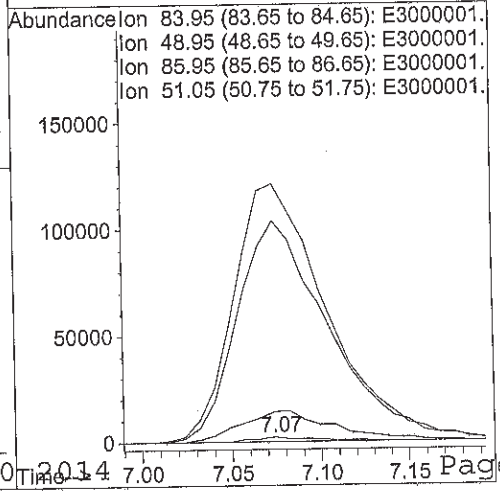

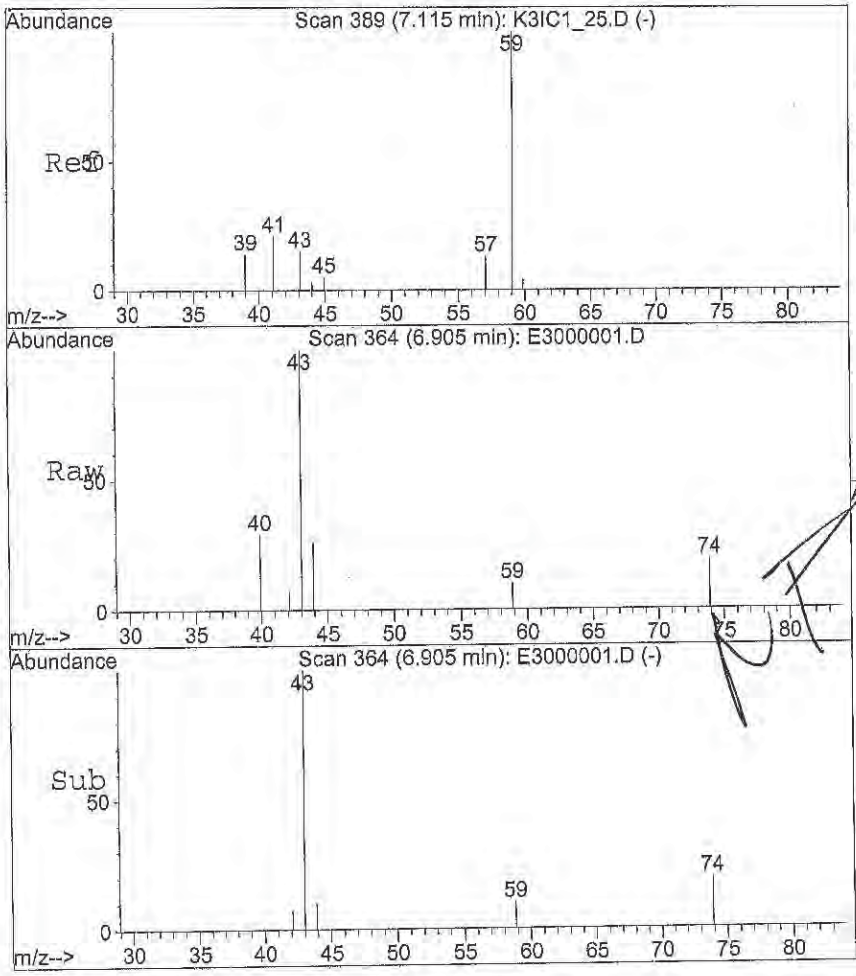

#15
(TBA) tert-Butanol
Concen: 2.89 ug/L
RT: 6.91 min Scan# 364
Delta R.T. -0.21 min
Lab File: E3000001.D
Acq: 30 May 2014 8:15 am

Tgt Ion: 59 Resp: 722

Ion	Ratio	Lower	Upper
59	100		
57	0.0	6.4	9.6#

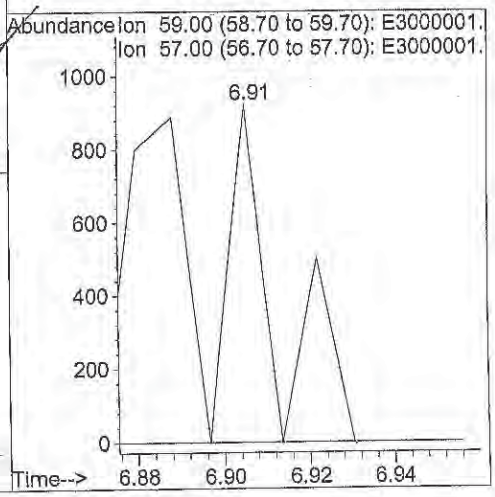

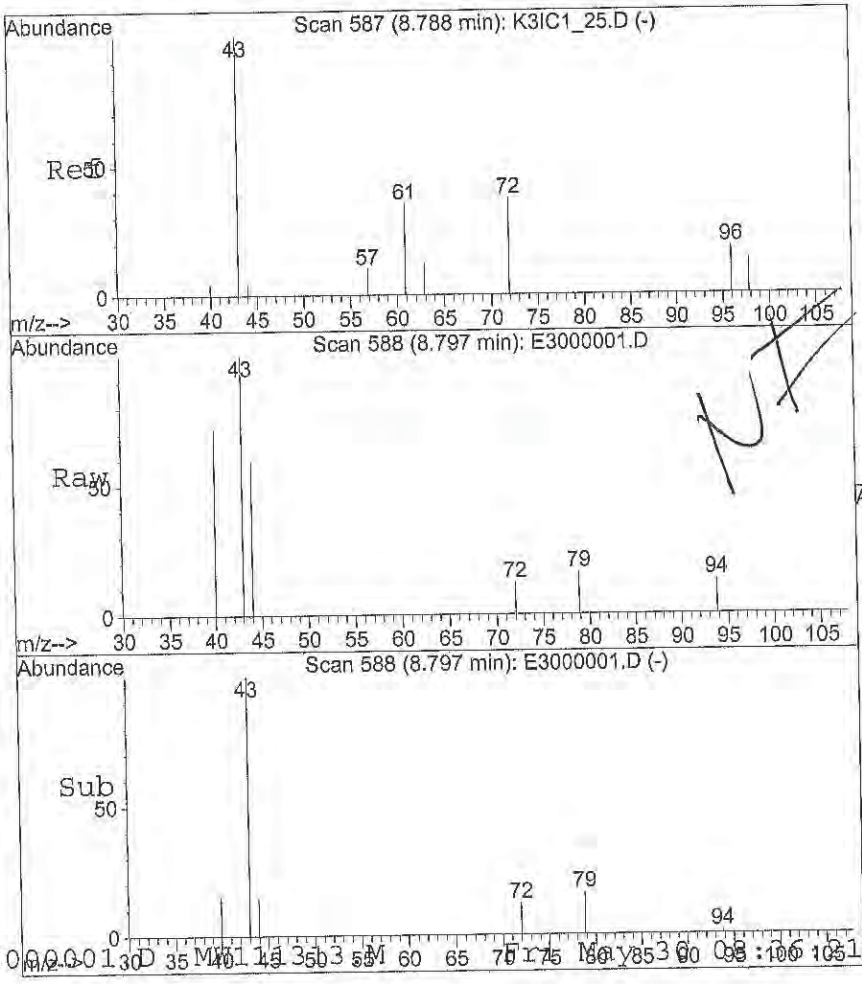

#21
(MEK) 2-Butanone
Concen: 0.67 ug/L
RT: 8.80 min Scan# 588
Delta R.T. 0.01 min
Lab File: E3000001.D
Acq: 30 May 2014 8:15 am

Tgt Ion: 72 Resp: 276

Ion	Ratio	Lower	Upper
72	100		
57	0.0	17.5	26.3#
43	3545.3	314.2	471.2#

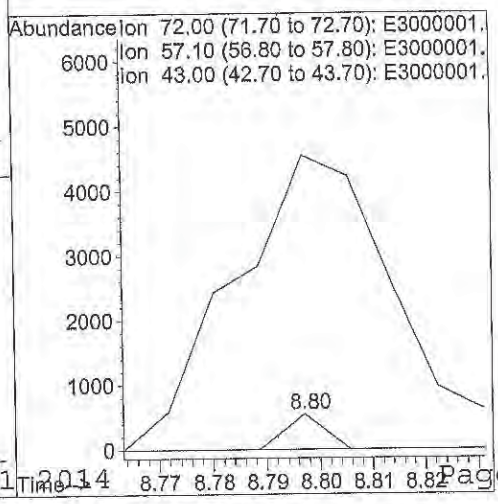

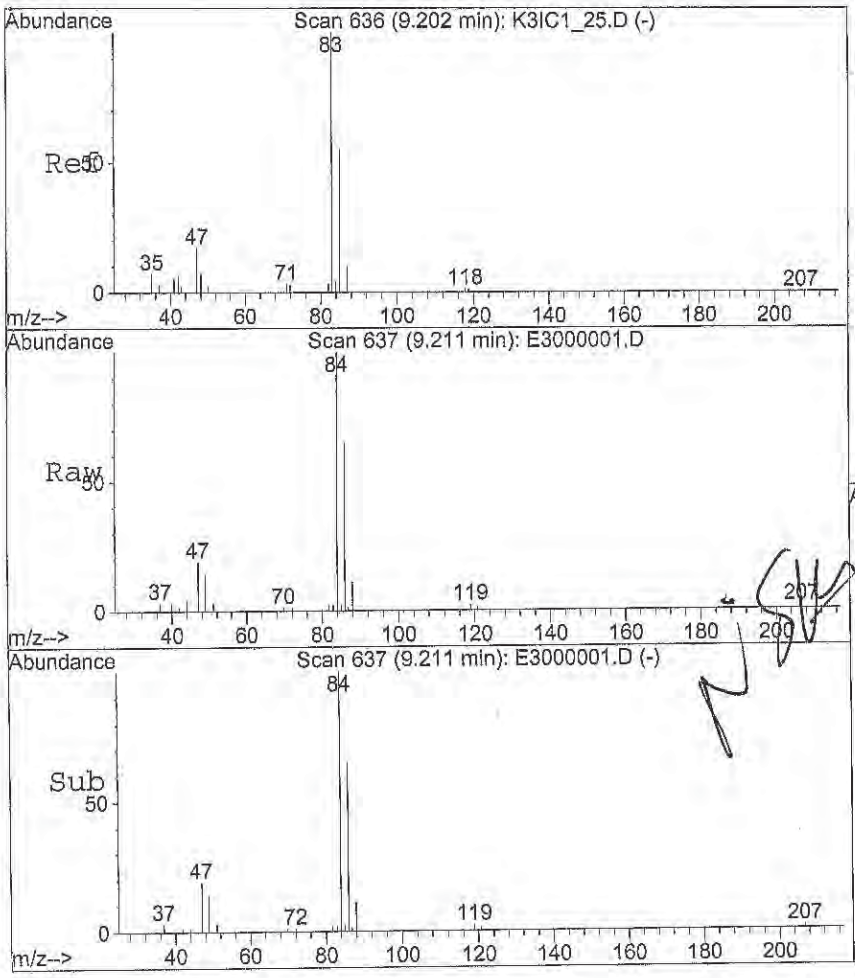

#24
Chloroform
Concen: 0.39 ug/L
RT: 9.21 min Scan# 637
Delta R.T. 0.01 min
Lab File: E3000001.D
Acq: 30 May 2014 8:15 am

Tgt Ion: 83 Resp: 2965

Ion	Ratio	Lower	Upper
83	100		
85	144.0	51.8	77.6#

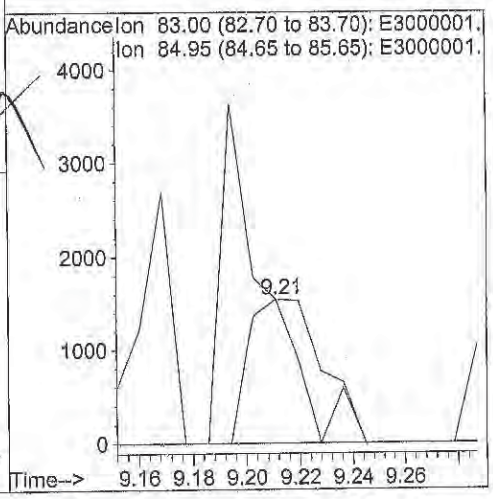

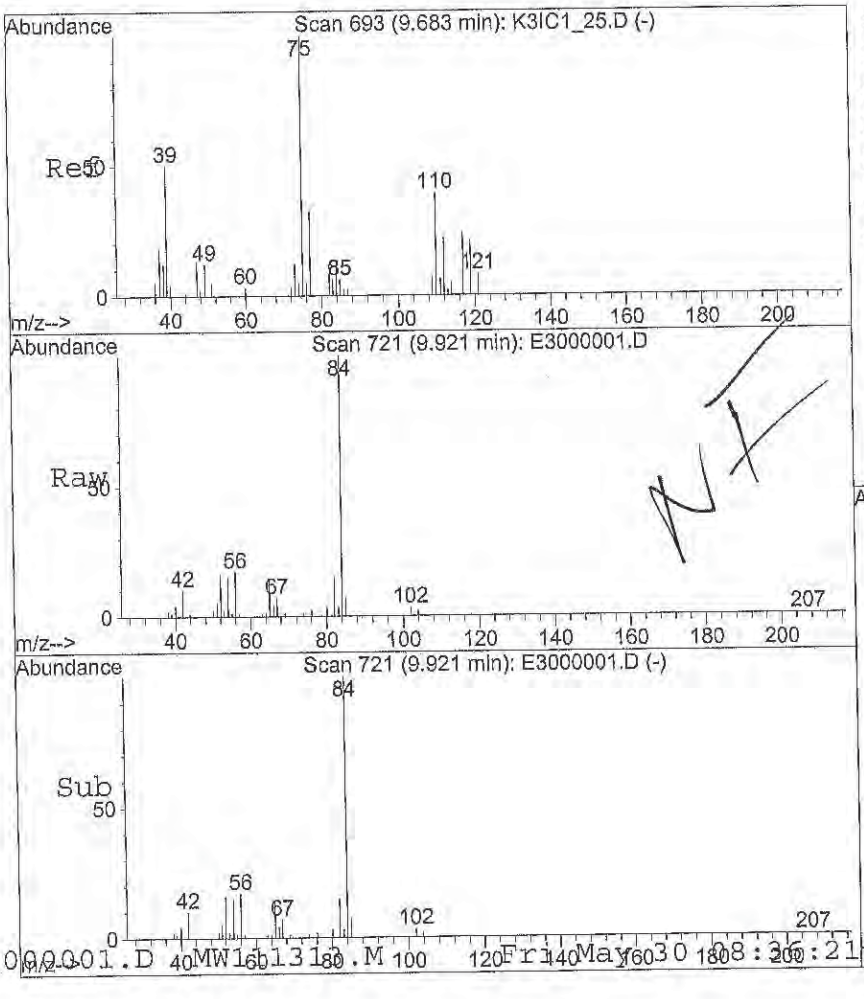

#29
1,1-Dichloropropene
Concen: 0.06 ug/L
RT: 9.92 min Scan# 721
Delta R.T. 0.24 min
Lab File: E3000001.D
Acq: 30 May 2014 8:15 am

Tgt Ion: 75 Resp: 319

Ion	Ratio	Lower	Upper
75	100		
110	0.0	29.0	43.6#
77	742.6	25.0	37.4#

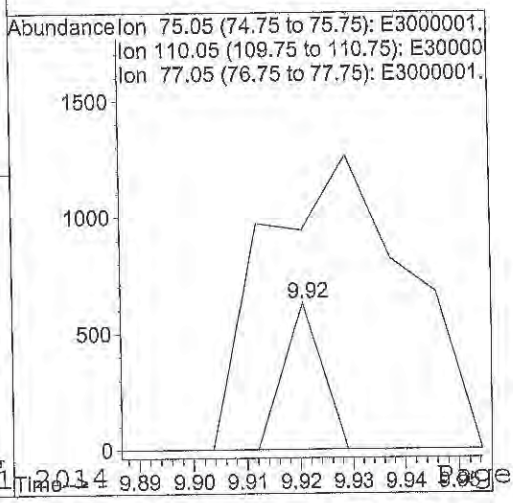

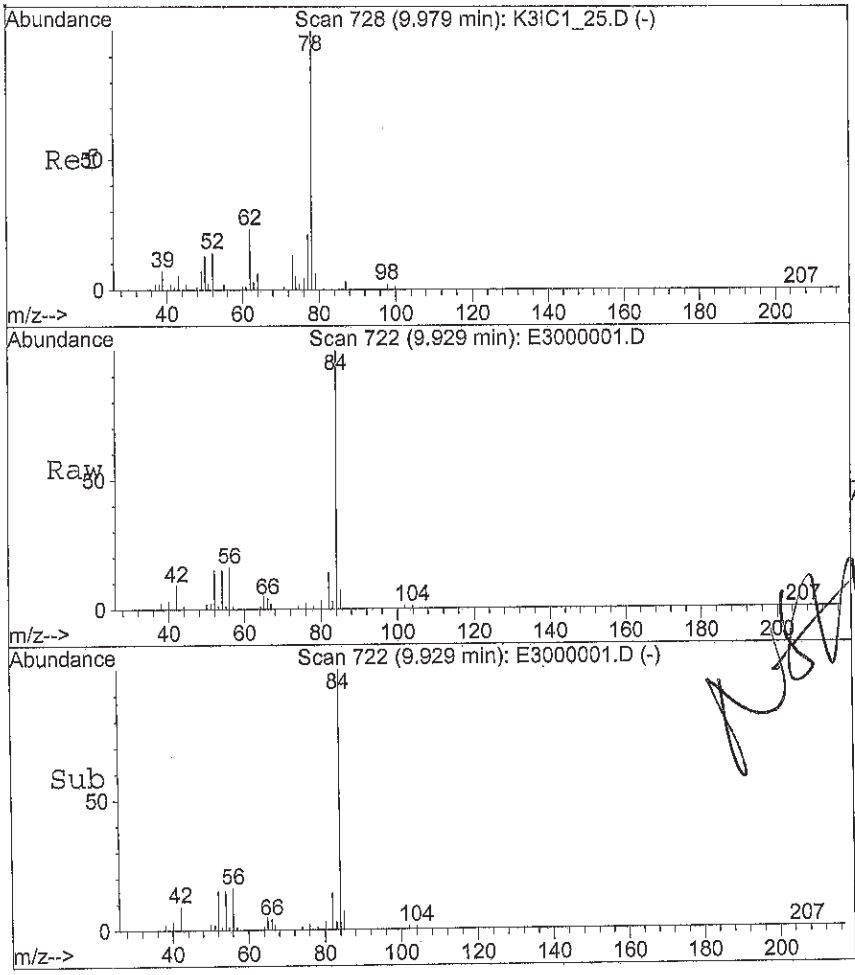

#31
Benzene
Concen: 0.59 ug/L
RT: 9.93 min Scan# 722
Delta R.T. -0.05 min
Lab File: E3000001.D
Acq: 30 May 2014 8:15 am

Tgt Ion: 78	Resp:	8083	
Ion	Ratio	Lower	Upper
78	100		
51	0.0	14.2	21.2#
77	29.3	16.6	24.8#

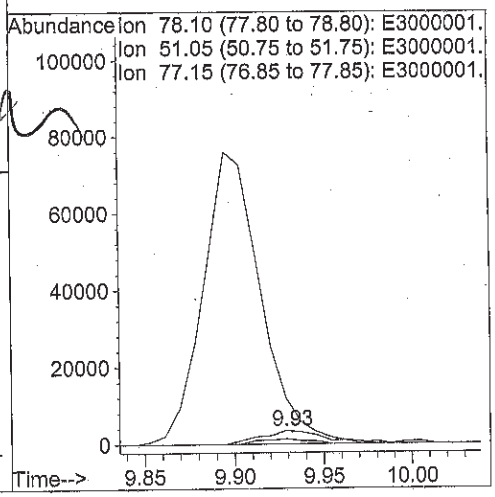

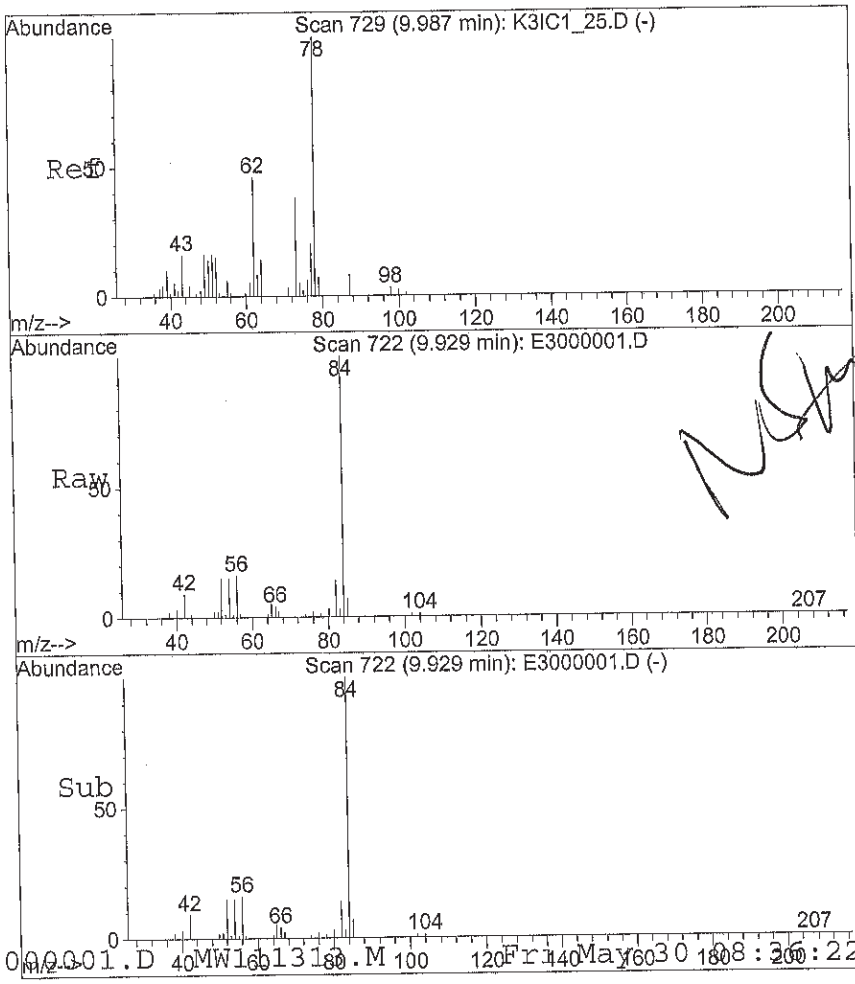

#32
1,2-Dichloroethane
Concen: 1.07 ug/L
RT: 9.93 min Scan# 722
Delta R.T. -0.06 min
Lab File: E3000001.D
Acq: 30 May 2014 8:15 am

Tgt Ion: 62	Resp:	5198	
Ion	Ratio	Lower	Upper
62	100		
64	207.8	28.0	42.0#
49	0.0	28.5	42.7#
98	0.0	6.2	9.4#

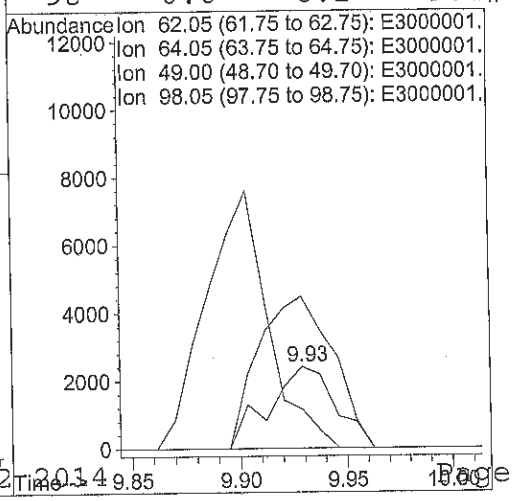

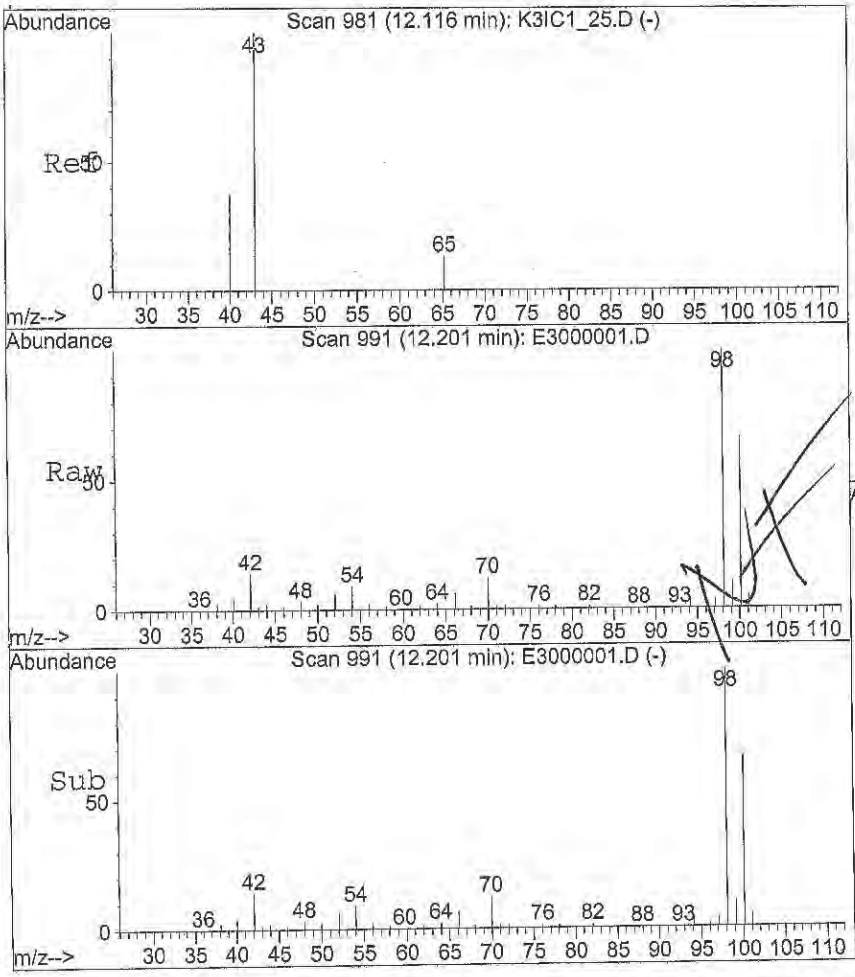

#40
(MIBK) 4-Methyl-2-Pentanone
Concen: 2.88 ug/L
RT: 12.20 min Scan# 991
Delta R.T. 0.09 min
Lab File: E3000001.D
Acq: 30 May 2014 8:15 am

Tgt Ion: 43 Resp: 6869

Ion	Ratio	Lower	Upper
43	100		
58	126.1	0.0	0.0#
85	0.0	0.0	0.0
100	12664.5	0.0	0.0#

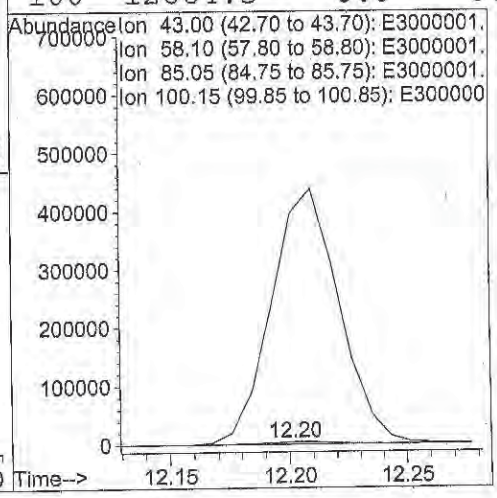



#41
Toluene
Concen: 0.04 ug/L
RT: 12.29 min Scan# 1002
Delta R.T. 0.01 min
Lab File: E3000001.D
Acq: 30 May 2014 8:15 am

Tgt Ion: 91 Resp: 690

Ion	Ratio	Lower	Upper
91	100		
92	0.0	47.4	71.0#

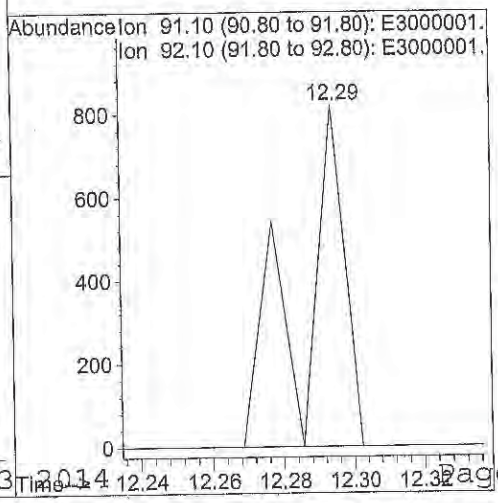

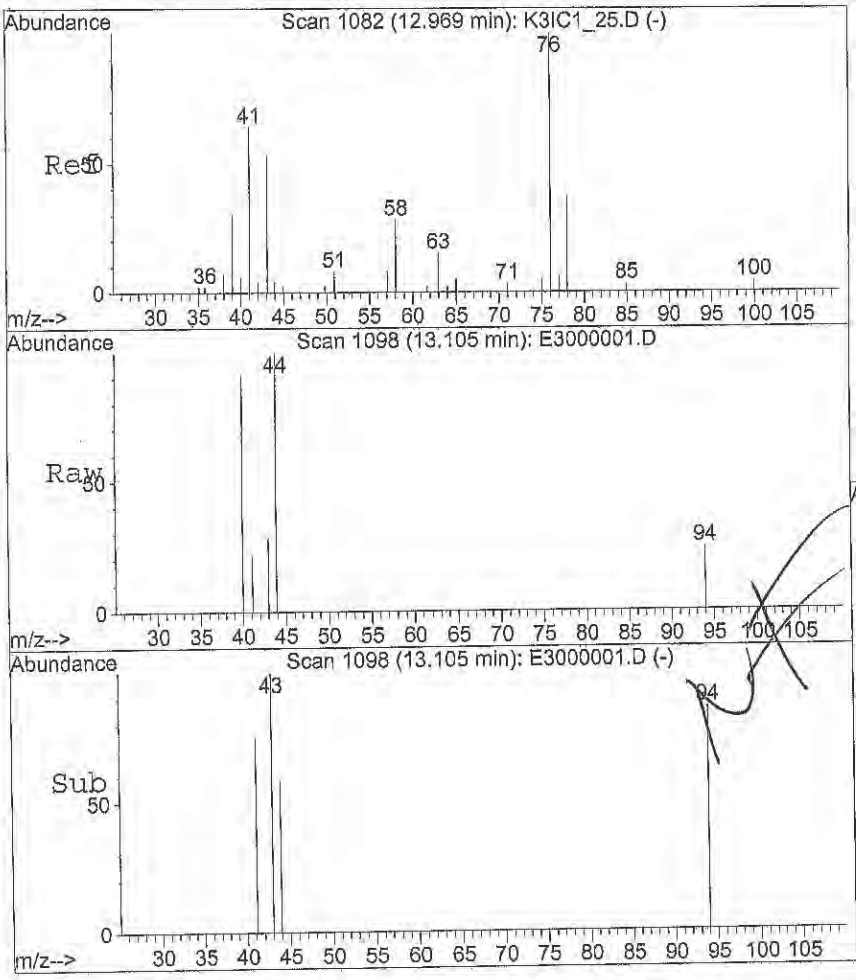

#46
2-Hexanone
Concen: 0.16 ug/L
RT: 13.10 min Scan# 1098
Delta R.T. 0.14 min
Lab File: E3000001.D
Acq: 30 May 2014 8:15 am

Tgt Ion: 43 Resp: 421

Ion	Ratio	Lower	Upper
43	100		
58	0.0	40.9	61.3#
100	0.0	5.5	8.3#
85	0.0	4.3	6.5#

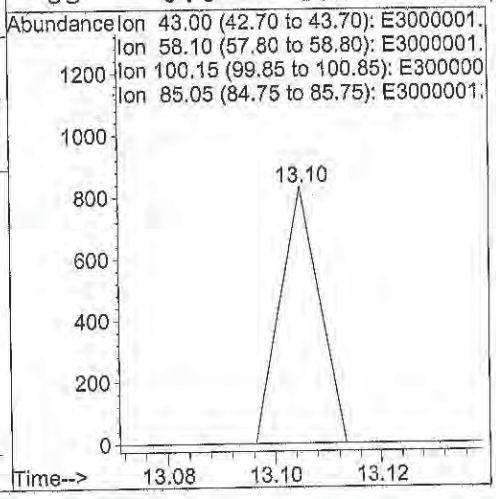



#51
Ethylbenzene
Concen: 0.07 ug/L
RT: 13.92 min Scan# 1195
Delta R.T. -0.10 min
Lab File: E3000001.D
Acq: 30 May 2014 8:15 am

Tgt Ion: 91 Resp: 1315

Ion	Ratio	Lower	Upper
91	100		
106	0.0	23.5	35.3#

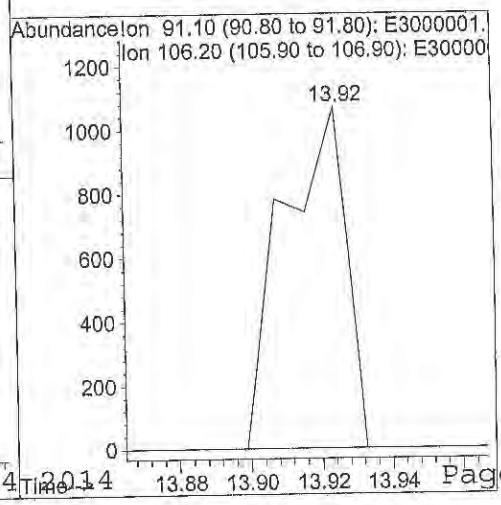

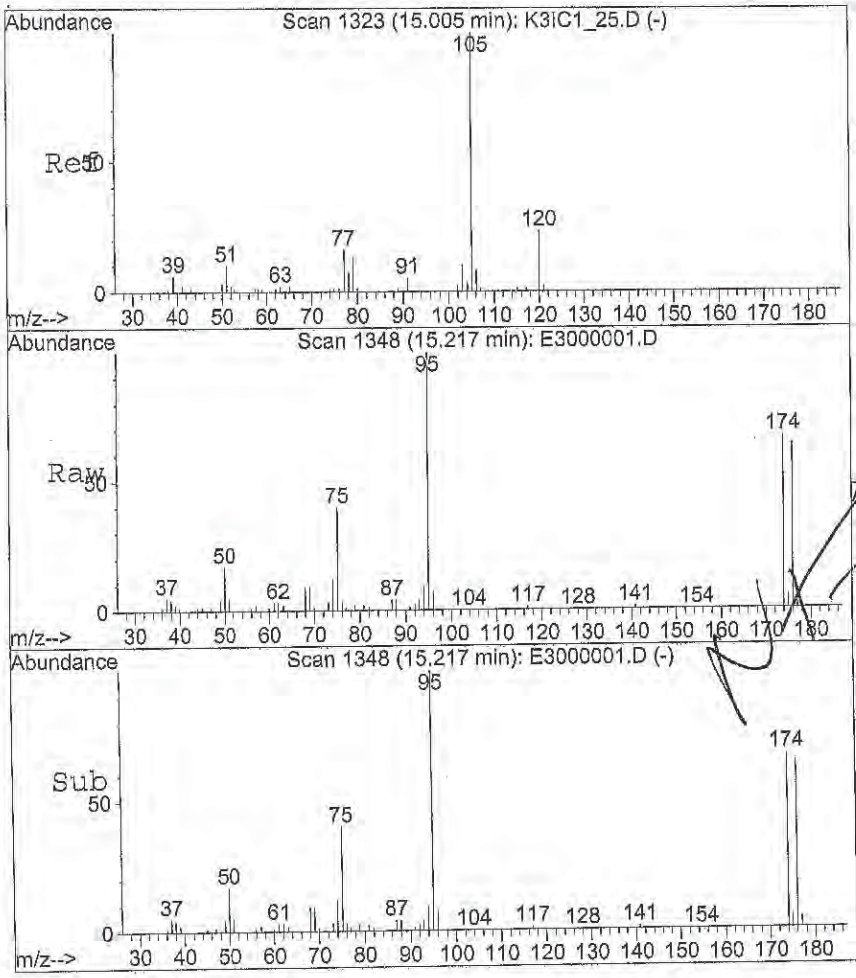

#56
Isopropylbenzene
Concen: 0.01 ug/L
RT: 15.22 min Scan# 1348
Delta R.T. 0.21 min
Lab File: E3000001.D
Acq: 30 May 2014 8:15 am

Tgt Ion:105 Resp: 257

Ion	Ratio	Lower	Upper
105	100		
120	0.0	19.3	28.9#
77	1430.4	13.1	19.7#

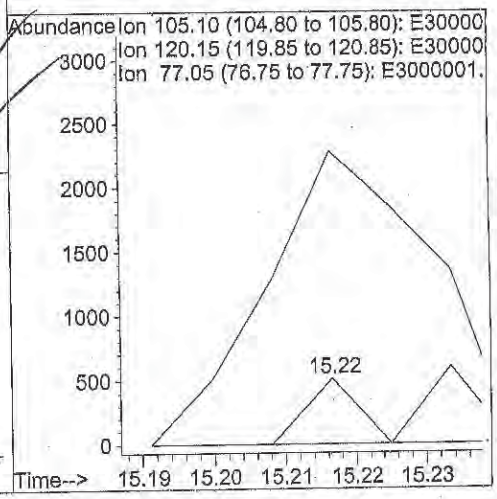

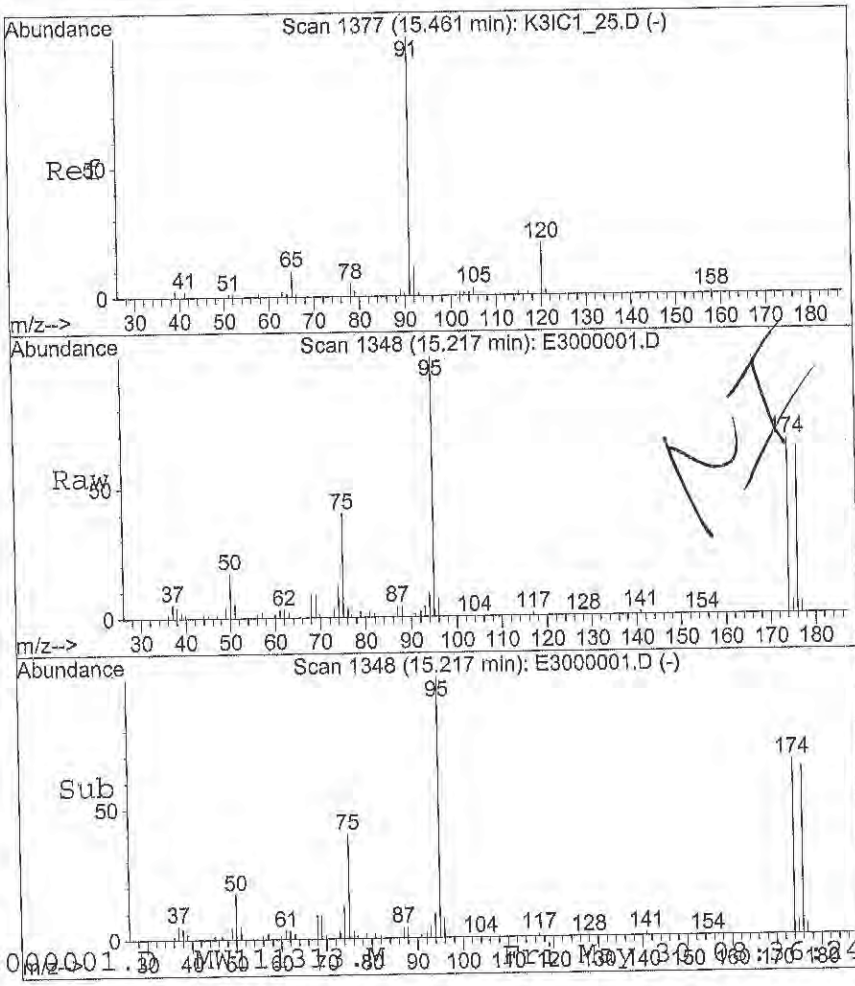

#62
n-Propylbenzene
Concen: 0.07 ug/L
RT: 15.22 min Scan# 1348
Delta R.T. -0.24 min
Lab File: E3000001.D
Acq: 30 May 2014 8:15 am

Tgt Ion: 91 Resp: 1763

Ion	Ratio	Lower	Upper
91	100		
120	0.0	16.1	24.1#

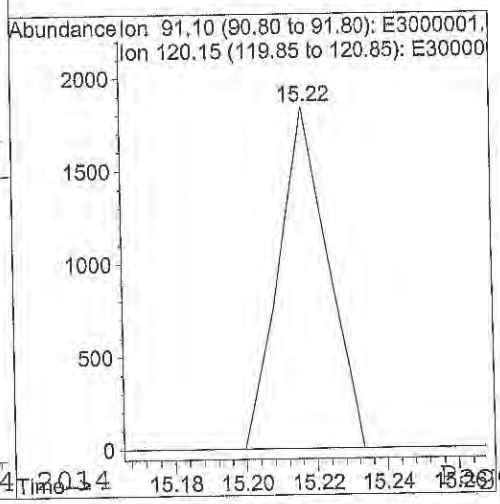

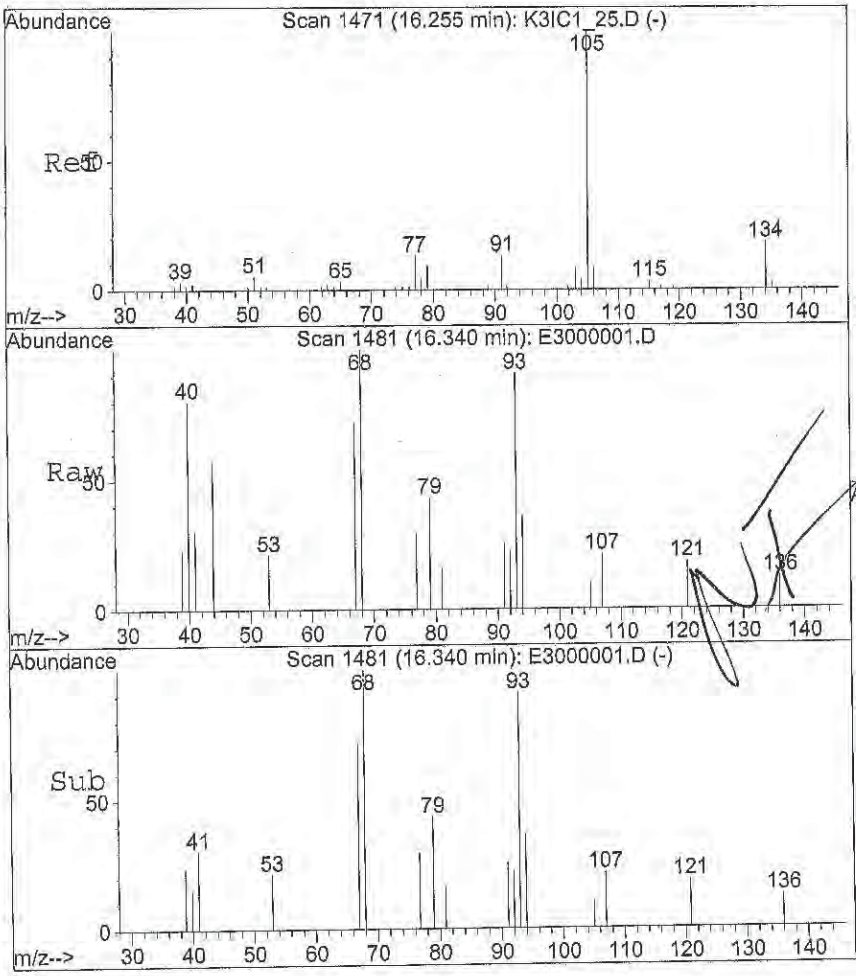

#68
sec-Butylbenzene
Concen: 0.01 ug/L
RT: 16.34 min Scan# 1481
Delta R.T. 0.09 min
Lab File: E3000001.D
Acq: 30 May 2014 8:15 am

Tgt Ion:105 Resp: 271

Ion	Ratio	Lower	Upper
105	100		
134	0.0	13.0	19.6#

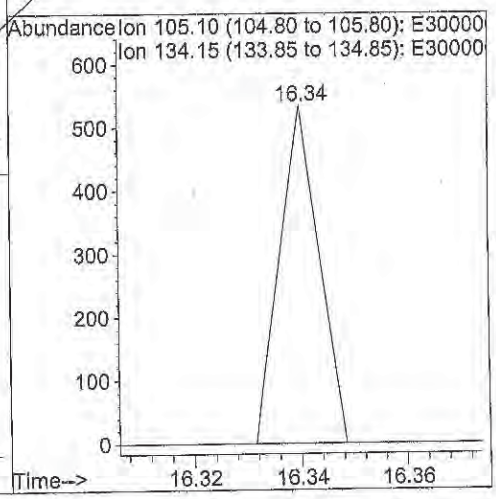

Quantitation Report (Not Reviewed)

Data File : C:\HPCHEM\1\DATA\053014L3\E3000001.D Vial: 11
Acq On : 30 May 2014 8:15 am Operator: DN
Sample : 3E43001-01 Inst : GC/MS Ins
Misc : 100cc Equipment Blank Multiplr: 10.00
MS Integration Params: rteint.p
Quant Time: May 30 8:35 19114 Quant Results File: SS072713.RES

Quant Method : C:\HPCHEM\1\METHODS\SS072713.M (RTE Integrator)
Title : 8260B GC/MS #3 ICAL SSSF 07/27/13 DN
Last Update : Mon Nov 18 10:31:39 2013
Response via : Initial Calibration
DataAcq Meth : MW111313

Internal Standards	R.T.	QIon	Response	Conc	Units	Dev(Min)
1) Fluorobenzene (IS)	10.29	96	1463339	12.50	ug/L	-0.02
7) Chlorobenzene-d5 (IS)	13.92	117	1193802	12.50	ug/L	-0.01
10) 1,4-Dichlorobenzene-d4 (IS	16.51	152	650445	12.50	ug/L	0.00
System Monitoring Compounds						
2) Dibromofluoromethane (SU1)	9.43	113	420773	11.06	ug/L	0.00
Spiked Amount 12.500	Range 75 - 125		Recovery = 88.48%			
3) Chloroform-d (SU6)	9.19	84	649682	11.90	ug/L	0.00
Spiked Amount 12.500	Range 70 - 140		Recovery = 95.20%			
4) Methylene Chloride-d2 (SU5	7.07	86	376635	11.80	ug/L	0.00
Spiked Amount 12.500	Range 70 - 140		Recovery = 94.40%			
5) 1,2-Dichloroethane-d4 (SU2	9.90	65	404078	15.54	ug/L	0.00
Spiked Amount 12.500	Range 75 - 125		Recovery = 124.32%			
6) Benzene-d6 (SU7)	9.93	84	1292767	11.26	ug/L	-0.02
Spiked Amount 12.500	Range 70 - 140		Recovery = 90.08%			
8) Toluene-d8 (SU3)	12.21	98	1315571	11.62	ug/L	-0.01
Spiked Amount 12.500	Range 75 - 125		Recovery = 92.96%			
9) 4-Bromofluorobenzene (SU4)	15.22	95	648844	13.88	ug/L	-0.01
Spiked Amount 12.500	Range 75 - 125		Recovery = 111.04%			

Target Compounds Qvalue

(#) = qualifier out of range (m) = manual integration

Quantitation Report

Data File : C:\HPCHEM\1\DATA\053014L3\E3000001.D
Acq On : 30 May 2014 8:15 am
Sample : 3E43001-01
Misc : 100cc Equipment Blank
MS Integration Params: rteint.p
Quant Time: May 30 8:35 19114

Vial: 11
Operator: DN
Inst : GC/MS Ins
Multiplr: 10.00

Quant Results File: SS072713.RES

Method : C:\HPCHEM\1\METHODS\SS072713.M (RTE Integrator)
Title : 8260B GC/MS #3 ICAL SSSF 07/27/13 DN
Last Update : Mon Nov 18 10:31:39 2013
Response via : Initial Calibration

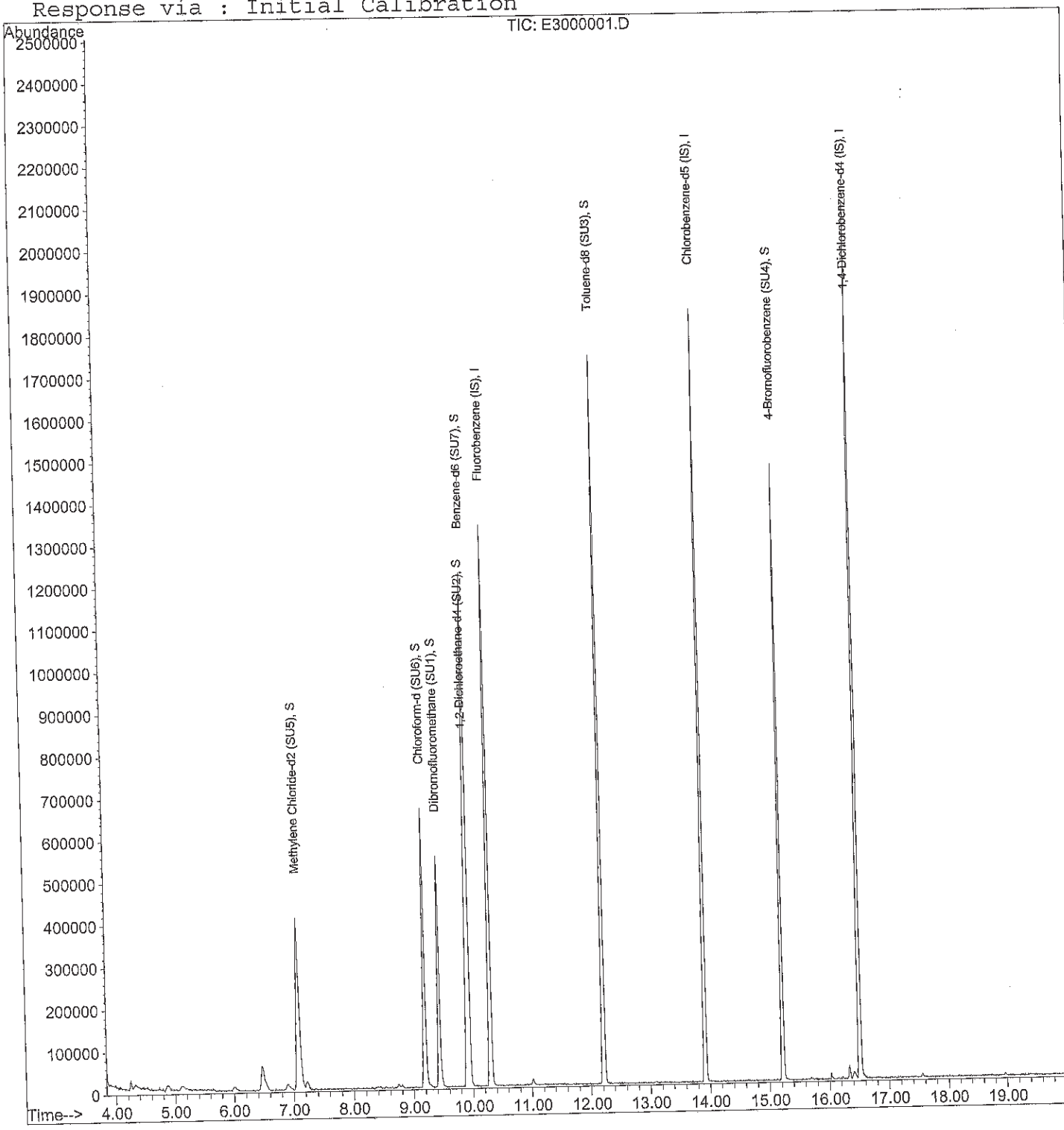

Quantitation Report (Not Reviewed)

Data File : C:\HPCHEM\1\DATA\053014L3\E3000002.D Vial: 1
Acq On : 30 May 2014 8:44 am Operator: DN
Sample : 3E43001-02 Inst : GC/MS Ins
Misc : 100cc SVL-546-SA5D-SV-5.0-6.0 Multiplr: 10.00
MS Integration Params: rteint.p
Quant Time: May 30 9:09 19114 Quant Results File: MW111313.RES

Quant Method : C:\HPCHEM\1\METHODS\MW111313.M (RTE Integrator)
Title : 8260B GC/MS #3 ICAL 11/13/13 DN
Last Update : Wed Nov 13 19:38:32 2013
Response via : Initial Calibration
DataAcq Meth : MW111313

Internal Standards	R.T.	QIon	Response	Conc Units	Dev(Min)
1) Fluorobenzene (IS)	10.29	96	1550819	12.50 ug/L	0.00
38) Chlorobenzene-d5 (IS)	13.92	117	1252005	12.50 ug/L	0.00
59) 1,4-Dichlorobenzene-d4 (IS	16.51	152	689089	12.50 ug/L	0.00
System Monitoring Compounds					
2) Dibromofluoromethane (SU1)	9.43	113	448446	11.59 ug/L	0.01
Spiked Amount 12.500	Range 75 - 125		Recovery = 92.72%		
28) 1,2-Dichloroethane-d4 (SU2	9.90	65	422967	11.51 ug/L	0.00
Spiked Amount 12.500	Range 75 - 125		Recovery = 92.08%		
39) Toluene-d8 (SU3)	12.20	98	1415188	12.12 ug/L	0.00
Spiked Amount 12.500	Range 75 - 125		Recovery = 96.96%		
58) 4-Bromofluorobenzene (SU4)	15.22	95	704857	13.76 ug/L	0.00
Spiked Amount 12.500	Range 75 - 125		Recovery = 110.08%		
Target Compounds					Qvalue
4) Chloromethane	4.38	50	824	-0.90 ug/L	34
6) Bromomethane	5.12	96	9764	3.95 ug/L	98
7) Chloroethane	5.08	64	801	1.31 ug/L	89
8) (F11) Trichlorofluorometha	5.69	101	264	0.06 ug/L #	16
11) Acetone	6.47	58	7065	6.95 ug/L	76
12) (IPA) Leak Check Compound	6.49	45	118902	638.05 ug/L	85
13) Carbon disulfide	6.85	76	17778	1.38 ug/L #	76
14) Methylene Chloride	7.07	84	5202	1.22 ug/L #	1
15) (TBA) tert-Butanol	6.88	59	2054	7.77 ug/L #	77
24) Chloroform	9.21	83	4412	0.54 ug/L #	18
25) (ETBE) 2-ethoxy 2-methyl p	8.38	59	1000	0.09 ug/L #	44
29) 1,1-Dichloropropene	9.92	75	514	0.09 ug/L #	1
31) Benzene	9.98	78	9396	0.64 ug/L #	77
32) 1,2-Dichloroethane	9.93	62	7123	1.38 ug/L #	1
40) (MIBK) 4-Methyl-2-Pentanon	12.11	43	314	0.13 ug/L #	100
41) Toluene	12.29	91	10993	0.64 ug/L	91
46) 2-Hexanone	12.99	43	917	0.33 ug/L #	37
51) Ethylbenzene	14.15	91	8003	0.41 ug/L	90
52) m,p-Xylenes	14.15	106	3626	0.53 ug/L	100
53) o-Xylene	14.61	106	761	0.11 ug/L #	1
54) Styrene	14.64	104	1994	-0.67 ug/L #	86
56) Isopropylbenzene	15.23	105	2675	0.14 ug/L #	1

(#) = qualifier out of range (m) = manual integration

Quantitation Report (Not Reviewed)

Data File : C:\HPCHEM\1\DATA\053014L3\E3000002.D Vial: 1
Acq On : 30 May 2014 8:44 am Operator: DN
Sample : 3E43001-02 Inst : GC/MS Ins
Misc : 100cc SVL-546-SA5D-SV-5.0-6.0 Multiplr: 10.00
MS Integration Params: rteint.p
Quant Time: May 30 9:09 19114 Quant Results File: MW111313.RES

Quant Method : C:\HPCHEM\1\METHODS\MW111313.M (RTE Integrator)
Title : 8260B GC/MS #3 ICAL 11/13/13 DN
Last Update : Wed Nov 13 19:38:32 2013
Response via : Initial Calibration
DataAcq Meth : MW111313

Compound	R.T.	QIon	Response	Conc	Unit	Qvalue
62) n-Propylbenzene	15.46	91	489	0.02	~~ug/L~~ #	56
63) 2-Chlorotoluene	15.46	91	489	0.03	~~ug/L~~ #	45
64) 1,3,5-Trimethylbenzene	15.63	105	290	0.02	~~ug/L~~ #	31
67) 1,2,4-Trimethylbenzene	16.06	105	2867	0.16	~~ug/L~~	98
68) sec-Butylbenzene	16.33	105	360	0.02	~~ug/L~~ #	62
69) p-Isopropyltoluene	16.38	119	1046	0.06	~~ug/L~~ #	52

(#) = qualifier out of range (m) = manual integration

Quantitation Report

Data File : C:\HPCHEM\1\DATA\053014L3\E3000002.D Vial: 1
Acq On : 30 May 2014 8:44 am Operator: DN
Sample : 3E43001-02 Inst : GC/MS Ins
Misc : 100cc SVL-546-SA5D-SV-5.0-6.0 Multiplr: 10.00
MS Integration Params: rteint.p
Quant Time: May 30 9:09 19114 Quant Results File: MW111313.RES

Method : C:\HPCHEM\1\METHODS\MW111313.M (RTE Integrator)
Title : 8260B GC/MS #3 ICAL 11/13/13 DN
Last Update : Wed Nov 13 19:38:32 2013
Response via : Initial Calibration



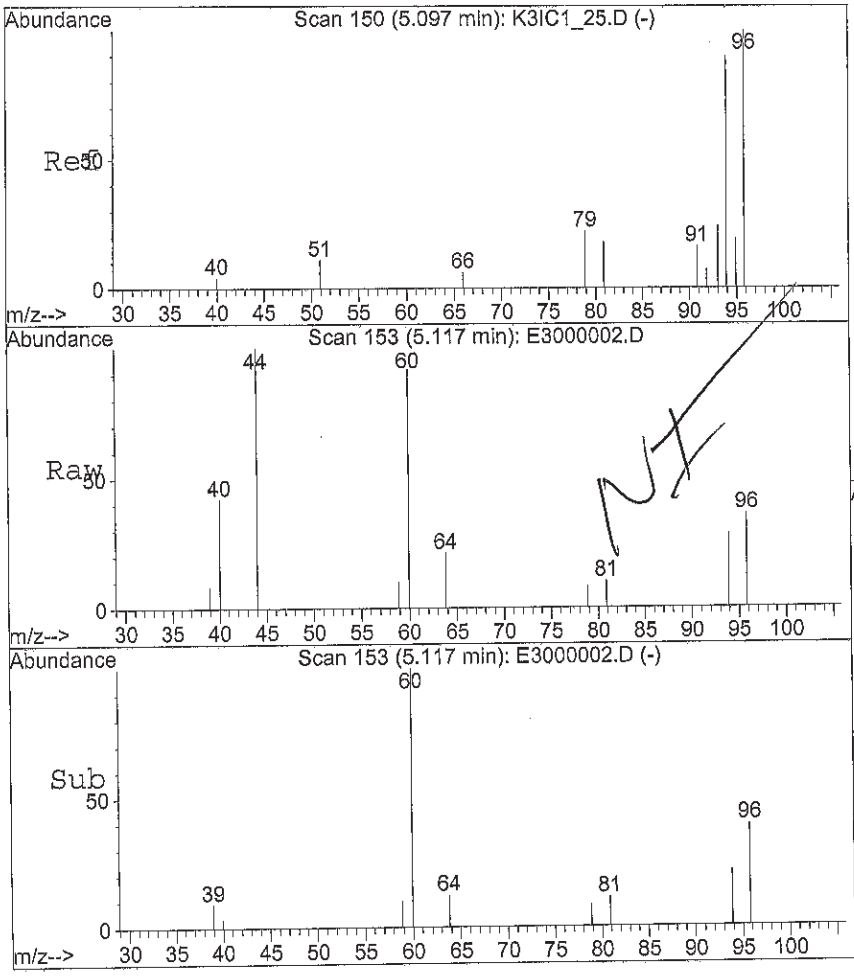

#6
Bromomethane
Concen: 3.95 ug/L
RT: 5.12 min Scan# 153
Delta R.T. 0.02 min
Lab File: E3000002.D
Acq: 30 May 2014 8:44 am

Tgt Ion: 96 Resp: 9764

Ion	Ratio	Lower	Upper
96	100		
94	128.9	101.0	151.4

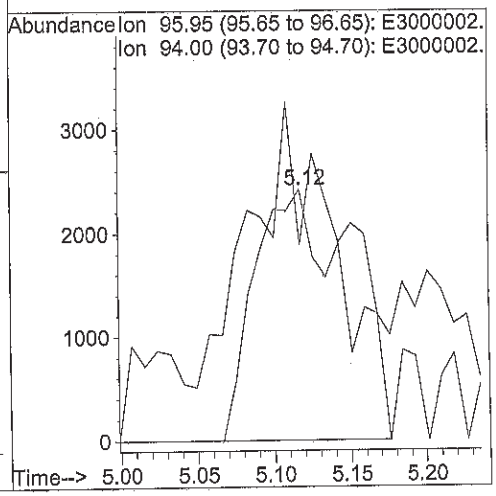

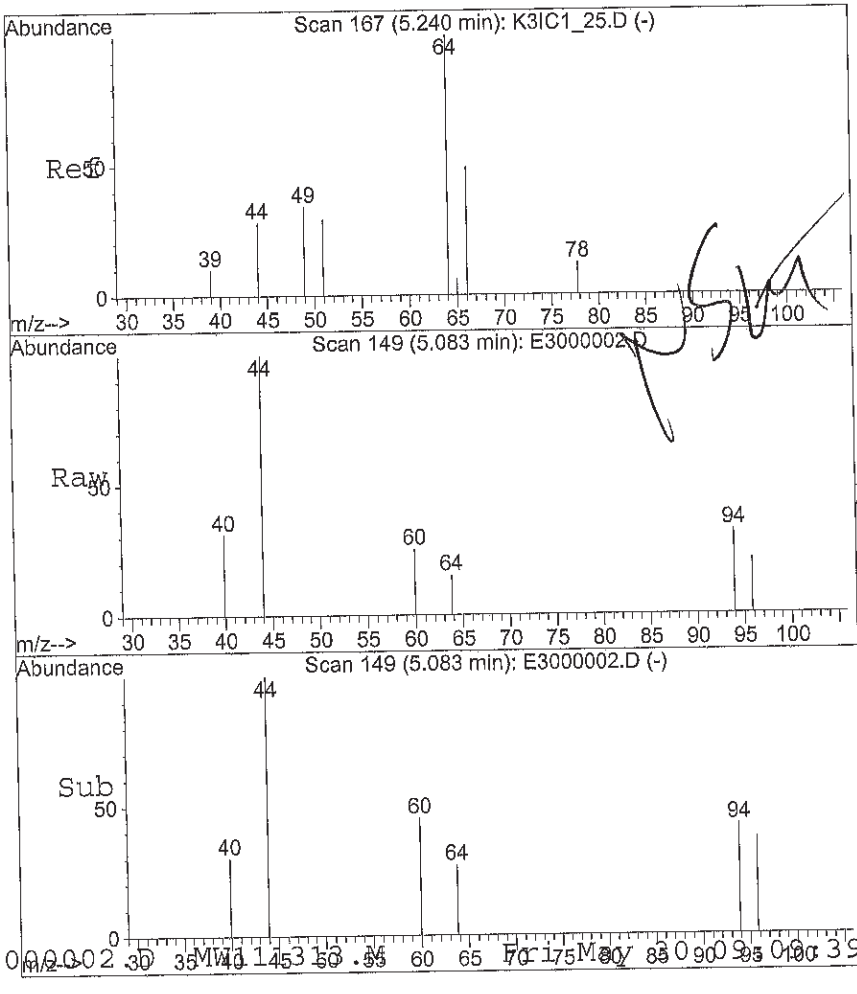

#7
Chloroethane
Concen: 1.31 ug/L
RT: 5.08 min Scan# 149
Delta R.T. -0.16 min
Lab File: E3000002.D
Acq: 30 May 2014 8:44 am

Tgt Ion: 64 Resp: 801

Ion	Ratio	Lower	Upper
64	100		
66	37.0	35.4	53.0

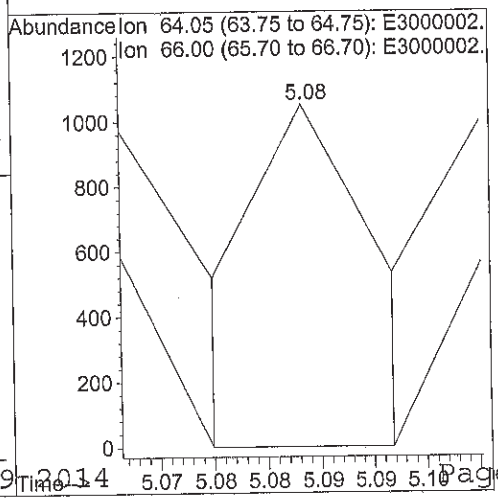

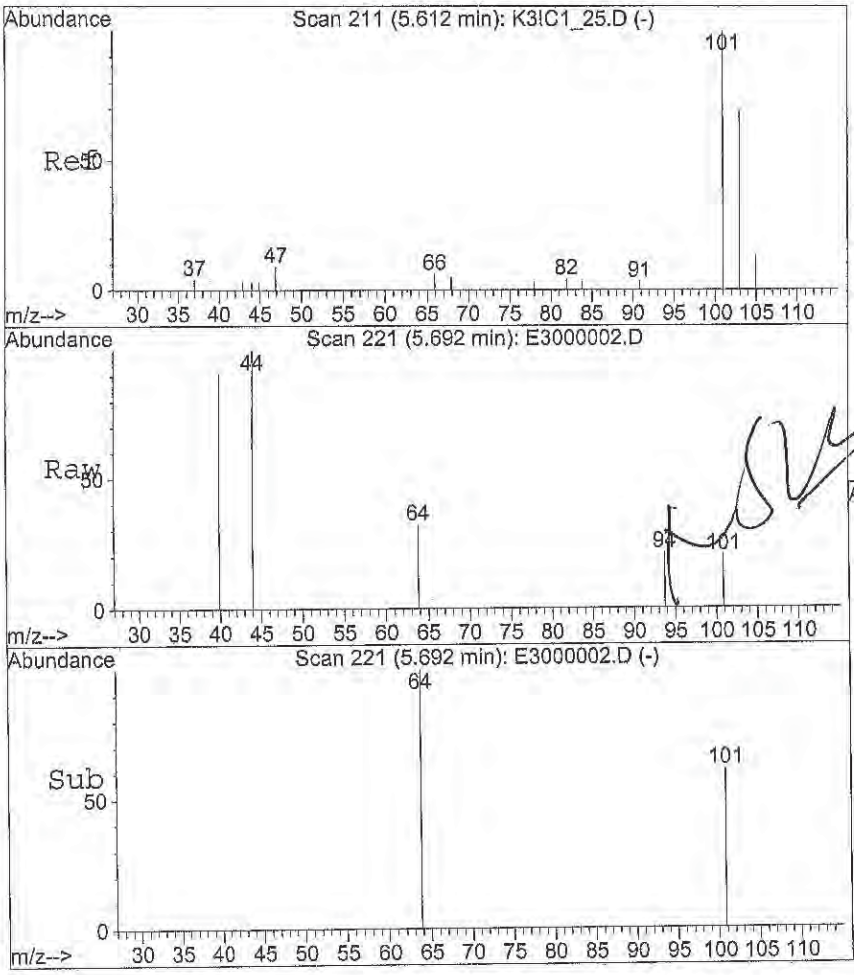

#8
(F11) Trichlorofluoromethane
Concen: 0.06 ug/L
RT: 5.69 min Scan# 221
Delta R.T. 0.08 min
Lab File: E3000002.D
Acq: 30 May 2014 8:44 am

Tgt Ion:101 Resp: 264

Ion	Ratio	Lower	Upper
101	100		
103	0.0	54.5	81.7#

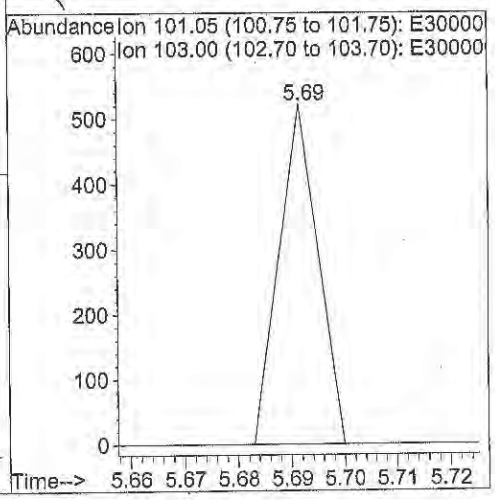

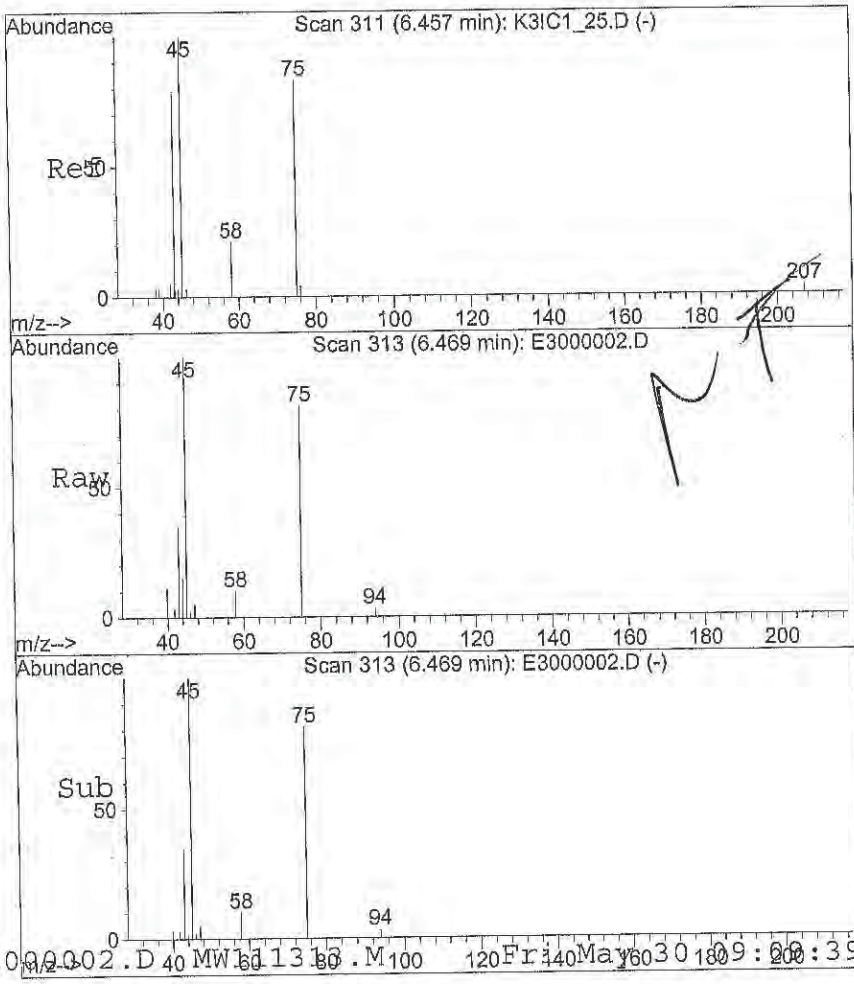

#11
Acetone
Concen: 6.95 ug/L
RT: 6.47 min Scan# 313
Delta R.T. 0.01 min
Lab File: E3000002.D
Acq: 30 May 2014 8:44 am

Tgt Ion: 58 Resp: 7065

Ion	Ratio	Lower	Upper
58	100		
43	512.9	360.9	541.3

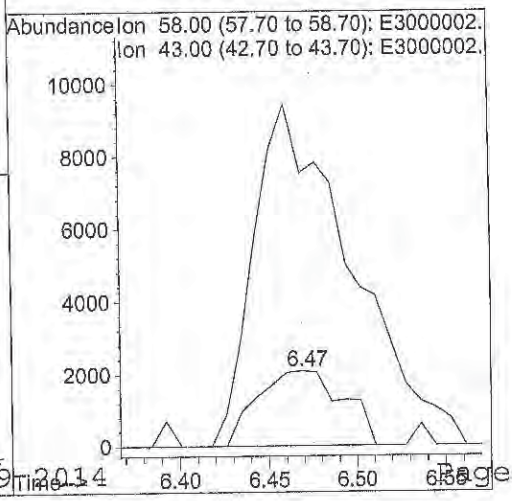

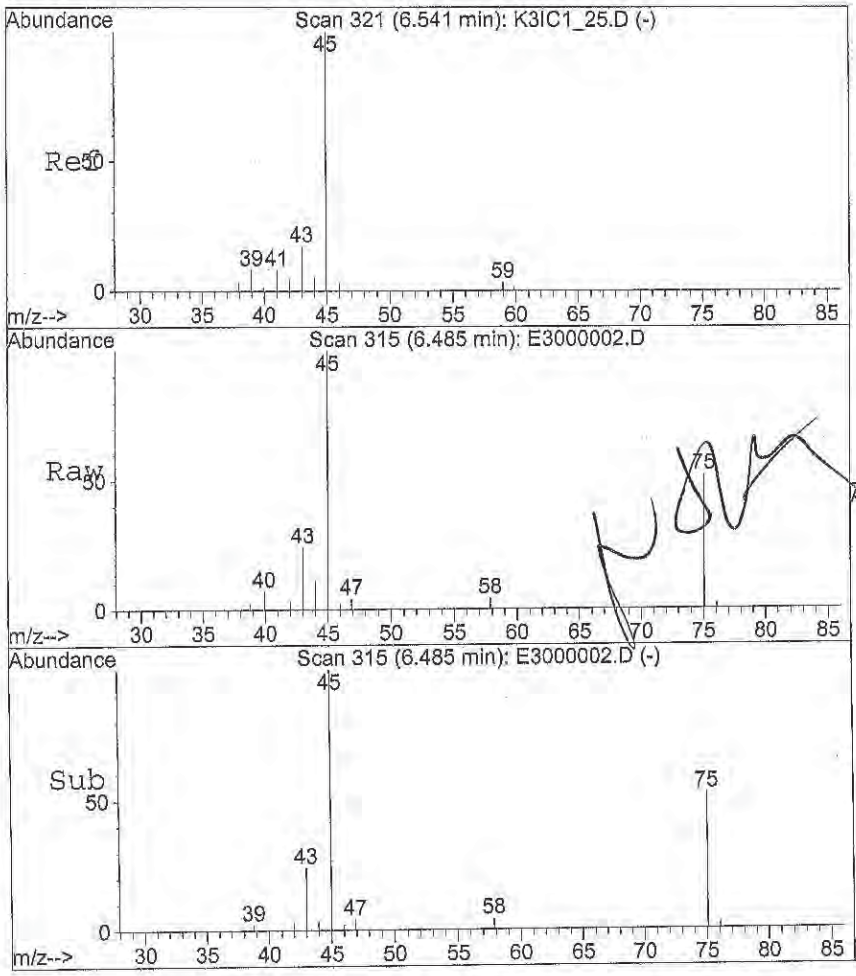

#12
(IPA) Leak Check Compound
Concen: 638.05 ug/L
RT: 6.49 min Scan# 315
Delta R.T. -0.06 min
Lab File: E3000002.D
Acq: 30 May 2014 8:44 am

Tgt Ion: 45 Resp: 118902

Ion	Ratio	Lower	Upper
45	100		
39	0.9	4.9	7.3#

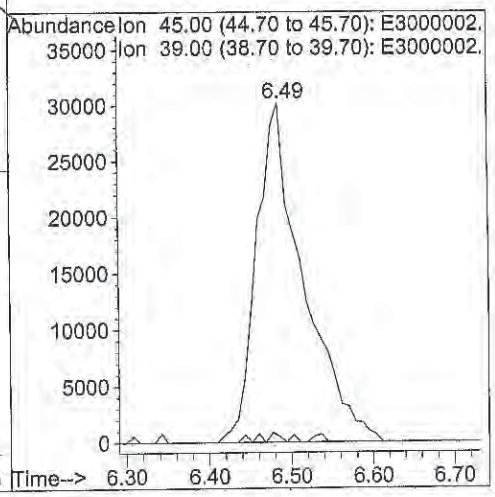

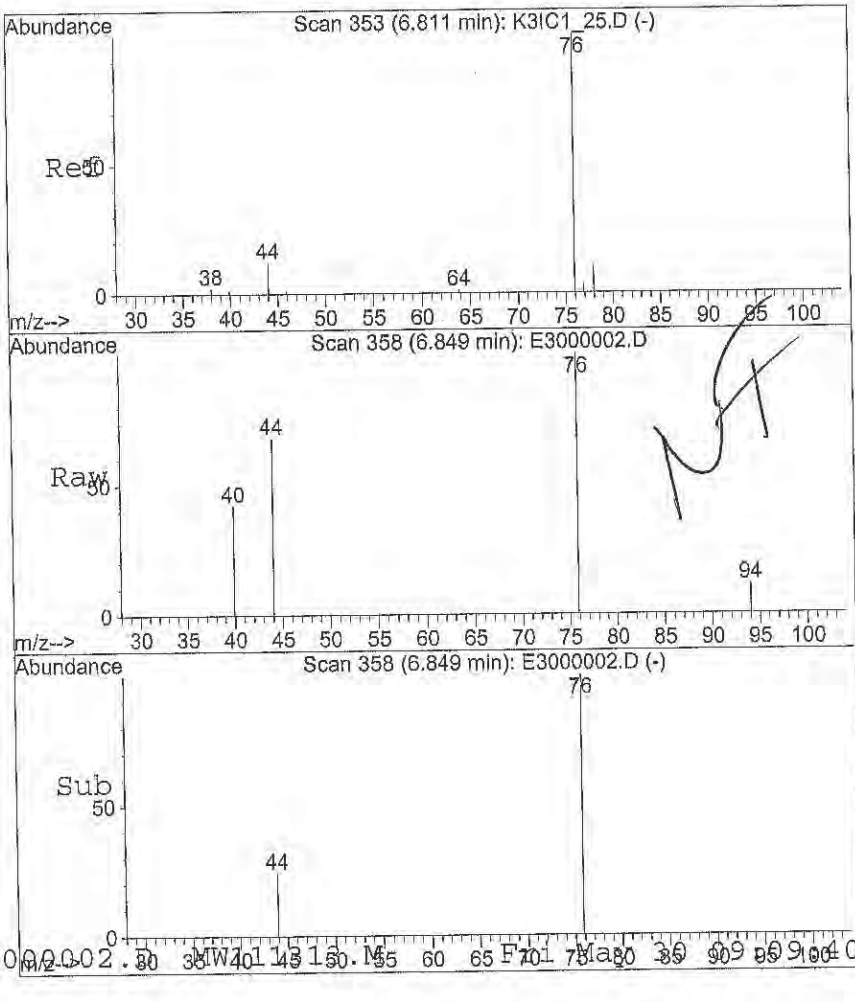

#13
Carbon disulfide
Concen: 1.38 ug/L
RT: 6.85 min Scan# 358
Delta R.T. 0.04 min
Lab File: E3000002.D
Acq: 30 May 2014 8:44 am

Tgt Ion: 76 Resp: 17778

Ion	Ratio	Lower	Upper
76	100		
78	0.0	7.0	10.4#

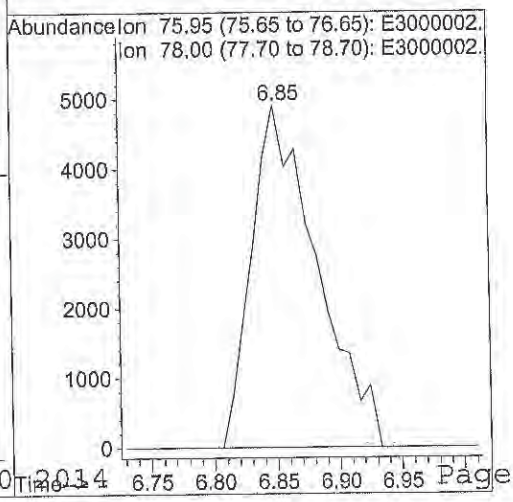

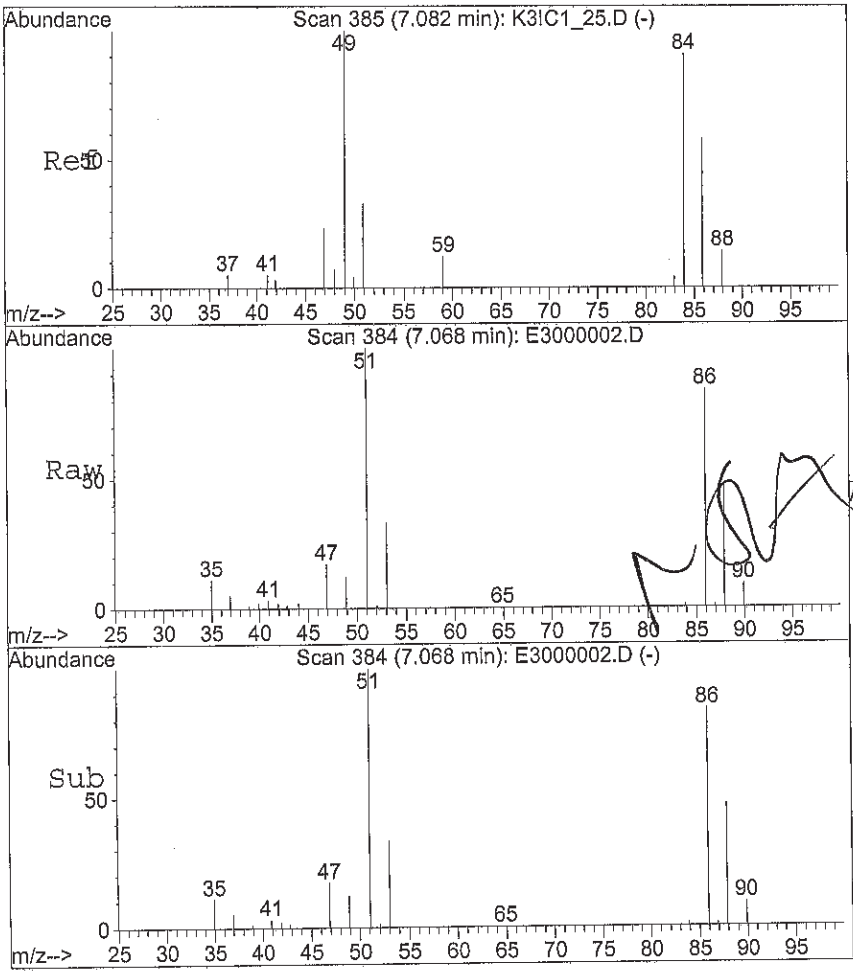

#14
Methylene Chloride
Concen: 1.22 ug/L
RT: 7.07 min Scan# 384
Delta R.T. -0.01 min
Lab File: E3000002.D
Acq: 30 May 2014 8:44 am

Tgt Ion: 84 Resp: 5202

Ion	Ratio	Lower	Upper
84	100		
49	1024.7	89.8	134.6#
86	7400.4	51.1	76.7#
51	8929.4	28.5	42.7#

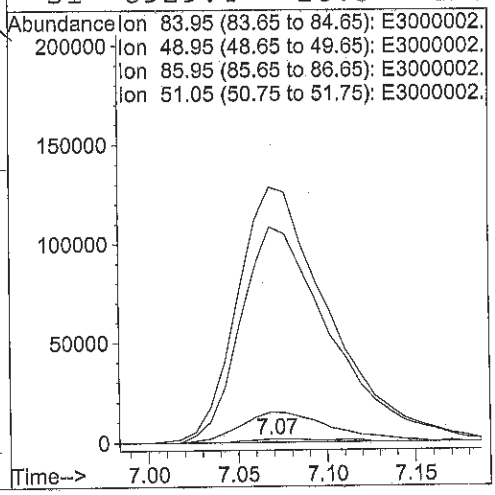

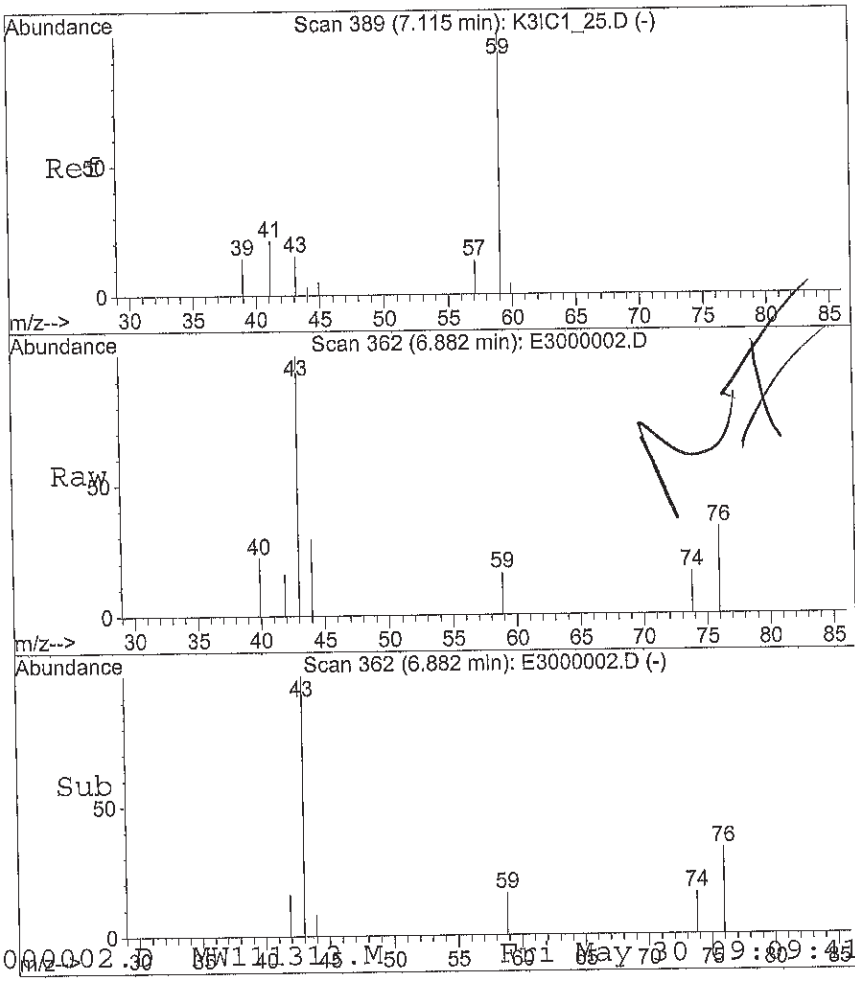

#15
(TBA) tert-Butanol
Concen: 7.77 ug/L
RT: 6.88 min Scan# 362
Delta R.T. -0.23 min
Lab File: E3000002.D
Acq: 30 May 2014 8:44 am

Tgt Ion: 59 Resp: 2054

Ion	Ratio	Lower	Upper
59	100		
57	0.0	6.4	9.6#

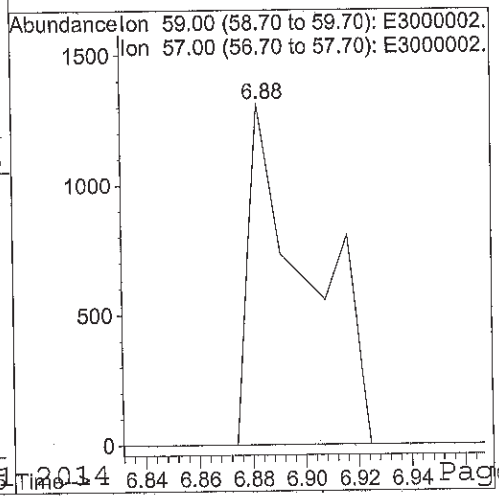

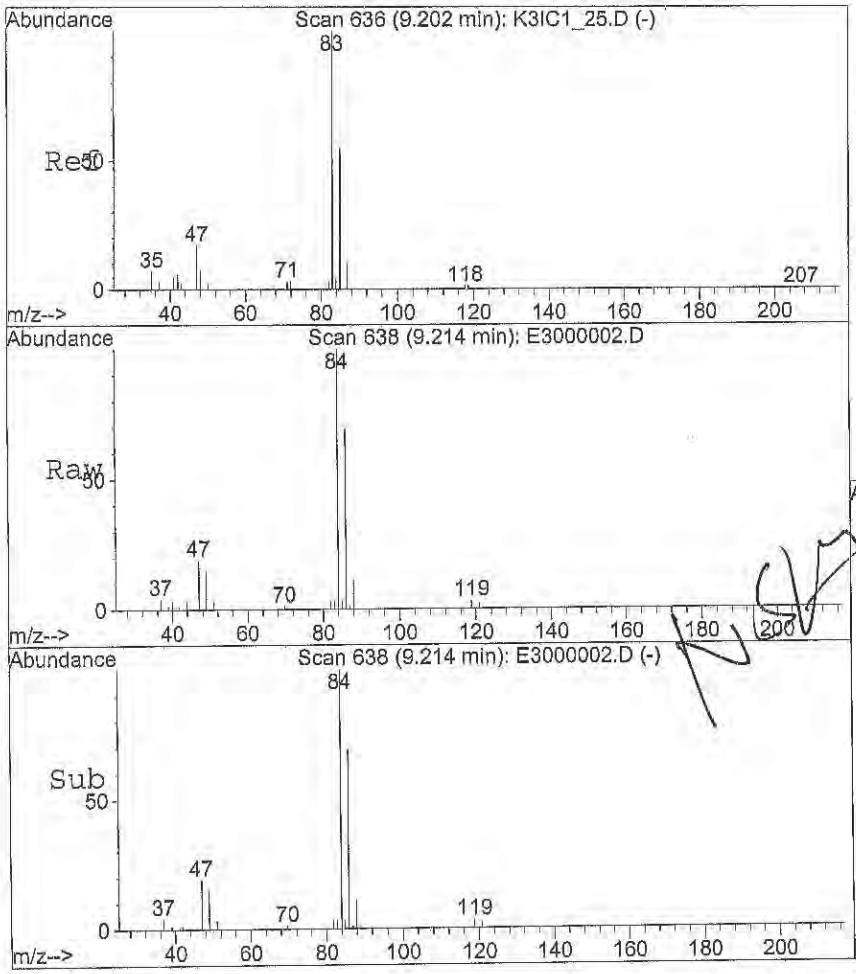

#24
Chloroform
Concen: 0.54 ug/L
RT: 9.21 min Scan# 638
Delta R.T. 0.01 min
Lab File: E3000002.D
Acq: 30 May 2014 8:44 am

Tgt Ion: 83 Resp: 4412

Ion	Ratio	Lower	Upper
83	100		
85	0.0	51.8	77.6#

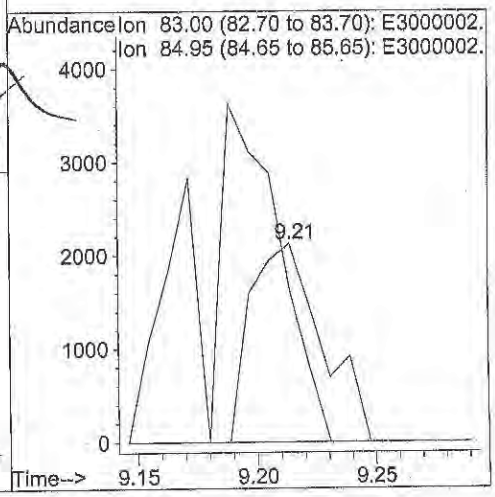

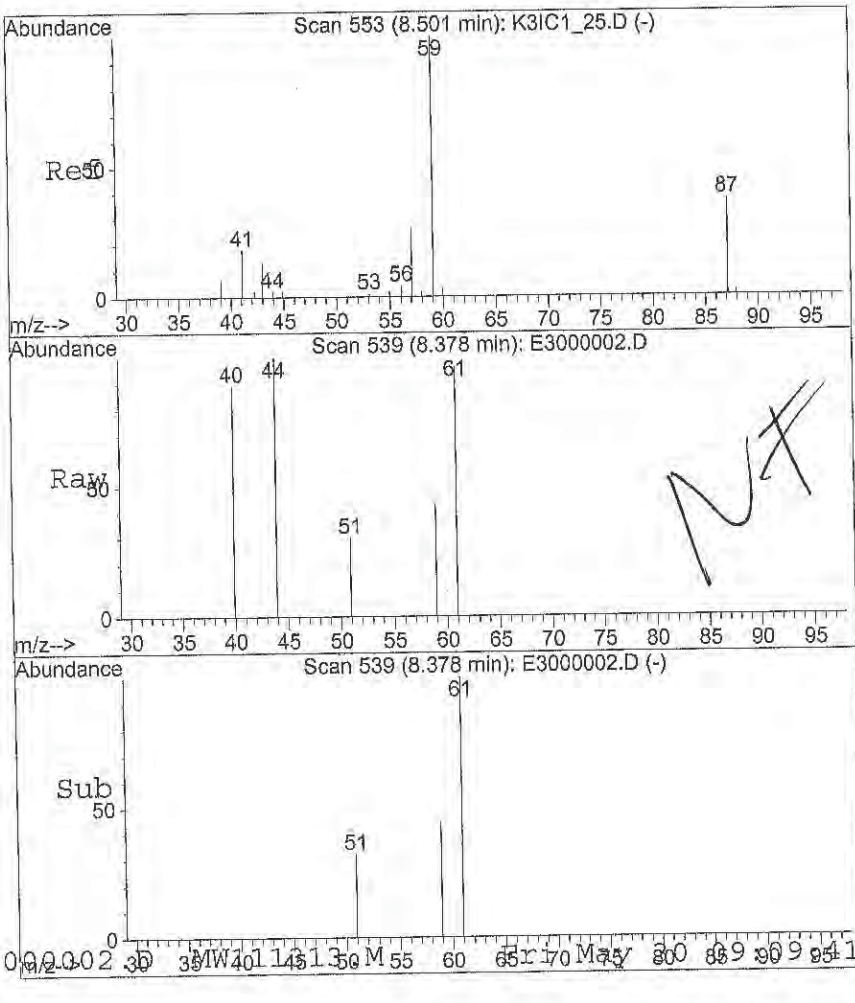

#25
(ETBE) 2-ethoxy 2-methyl propan
Concen: 0.09 ug/L
RT: 8.38 min Scan# 539
Delta R.T. -0.12 min
Lab File: E3000002.D
Acq: 30 May 2014 8:44 am

Tgt Ion: 59 Resp: 1000

Ion	Ratio	Lower	Upper
59	100		
87	0.0	27.8	41.8#
57	0.0	19.8	29.6#
77	0.0	0.0	0.0

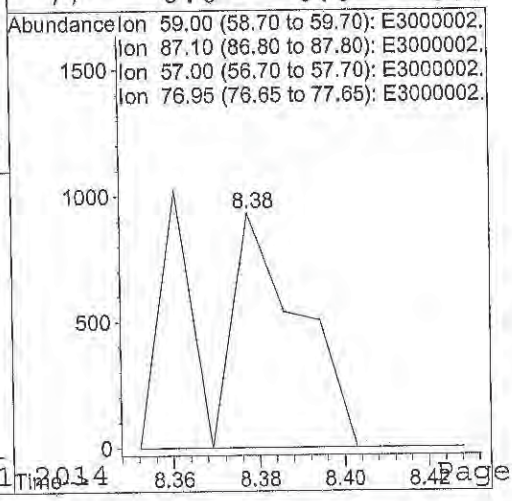

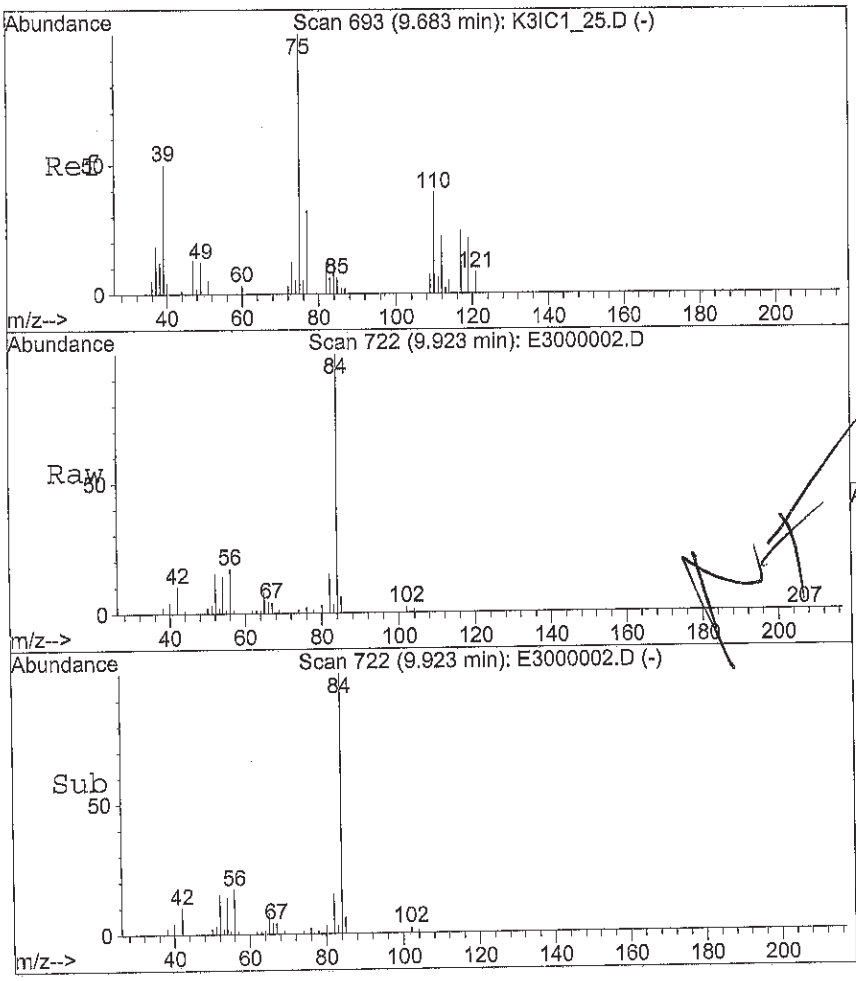

#29
1,1-Dichloropropene
Concen: 0.09 ug/L
RT: 9.92 min Scan# 722
Delta R.T. 0.24 min
Lab File: E3000002.D
Acq: 30 May 2014 8:44 am

Tgt Ion: 75 Resp: 514

Ion	Ratio	Lower	Upper
75	100		
110	0.0	29.0	43.6#
77	500.8	25.0	37.4#

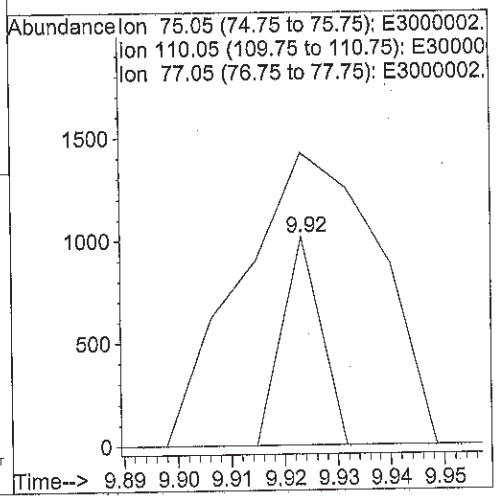

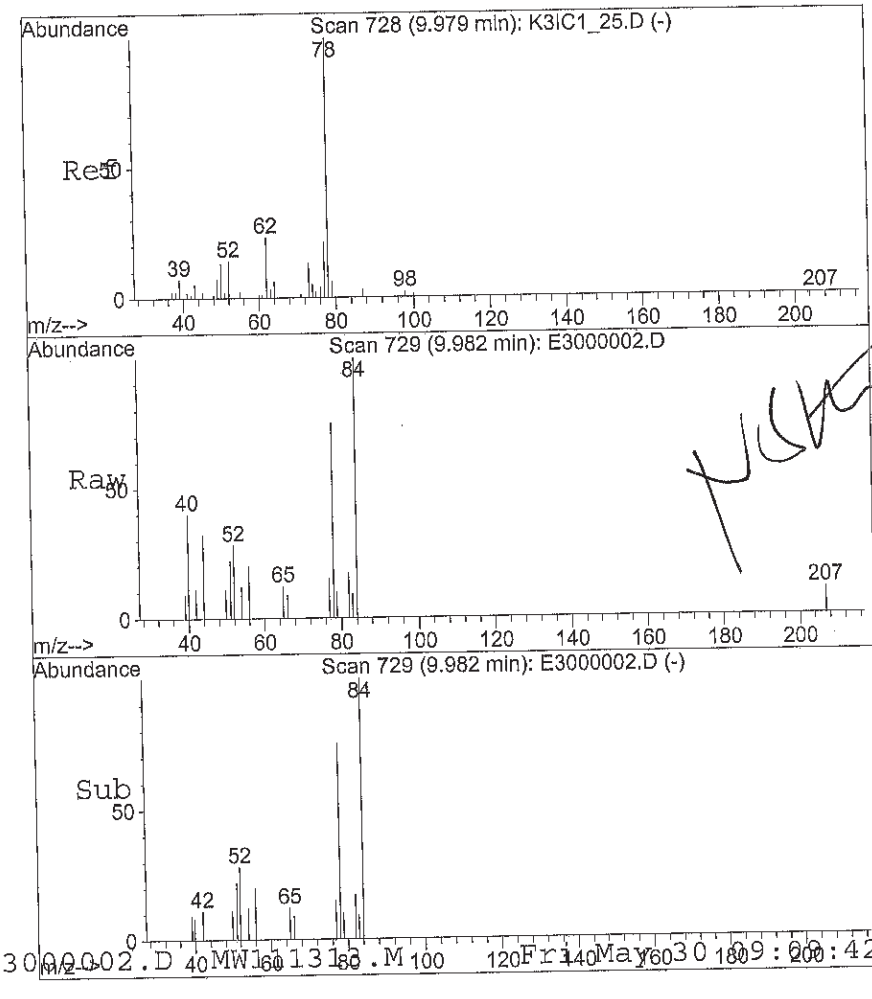

#31
Benzene
Concen: 0.64 ug/L
RT: 9.98 min Scan# 729
Delta R.T. 0.00 min
Lab File: E3000002.D
Acq: 30 May 2014 8:44 am

Tgt Ion: 78 Resp: 9396

Ion	Ratio	Lower	Upper
78	100		
51	0.0	14.2	21.2#
77	24.6	16.6	24.8

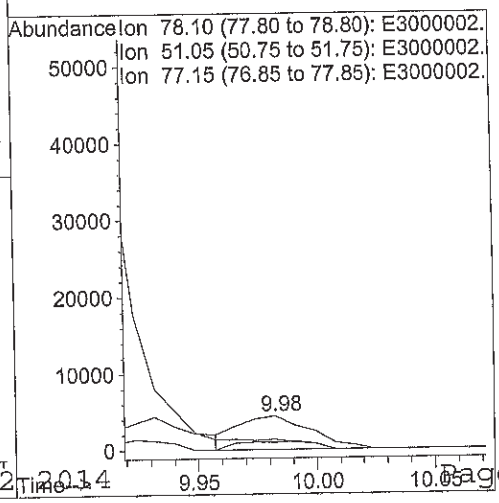

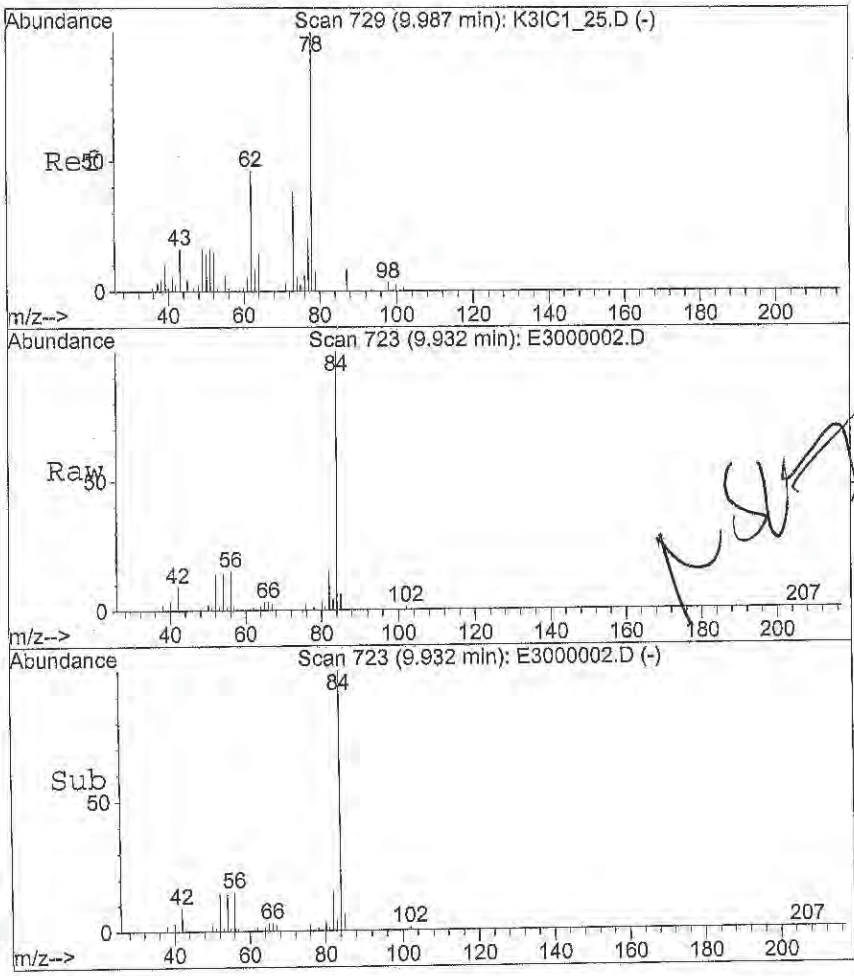

#32
1,2-Dichloroethane
Concen: 1.38 ug/L
RT: 9.93 min Scan# 723
Delta R.T. -0.06 min
Lab File: E3000002.D
Acq: 30 May 2014 8:44 am

Tgt Ion: 62 Resp: 7123

Ion	Ratio	Lower	Upper
62	100		
64	157.6	28.0	42.0#
49	0.0	28.5	42.7#
98	0.0	6.2	9.4#

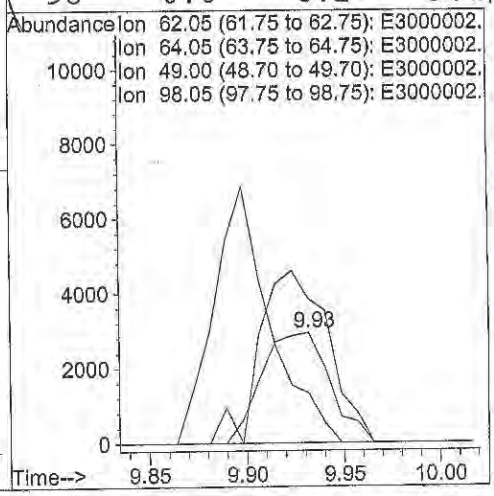

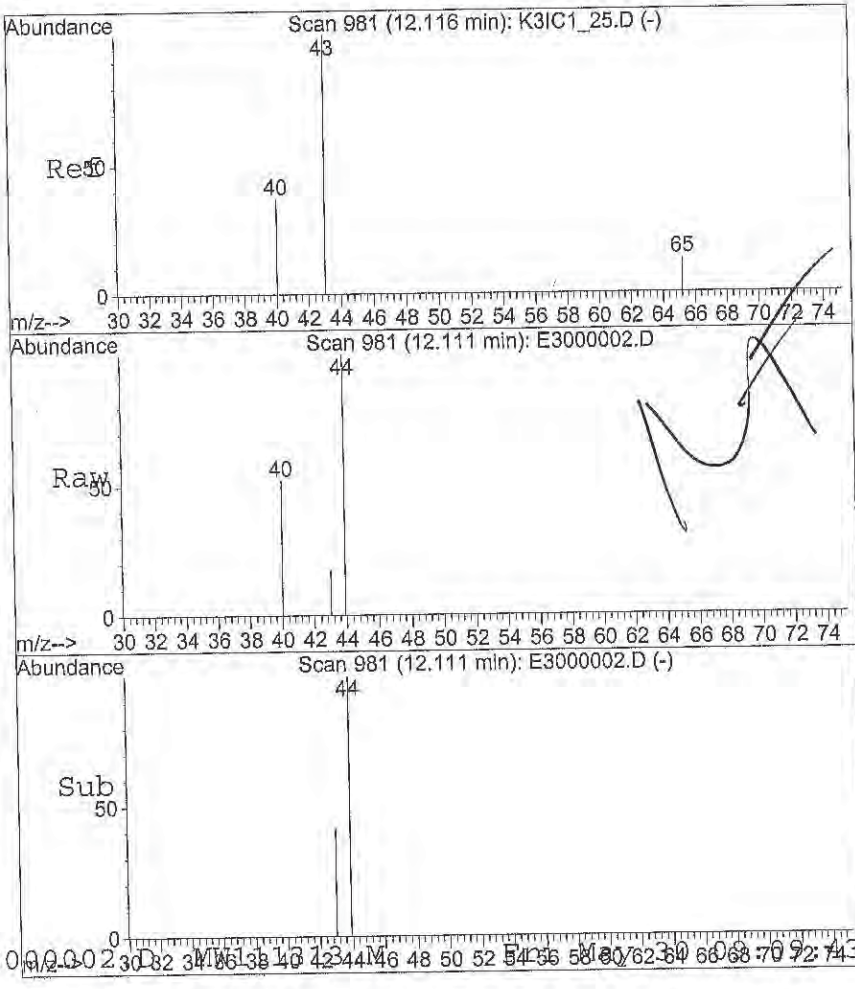

#40
(MIBK) 4-Methyl-2-Pentanone
Concen: 0.13 ug/L
RT: 12.11 min Scan# 981
Delta R.T. -0.00 min
Lab File: E3000002.D
Acq: 30 May 2014 8:44 am

Tgt Ion: 43 Resp: 314

Ion	Ratio	Lower	Upper
43	100		
58	0.0	0.0	0.0
85	0.0	0.0	0.0
100	0.0	0.0	0.0

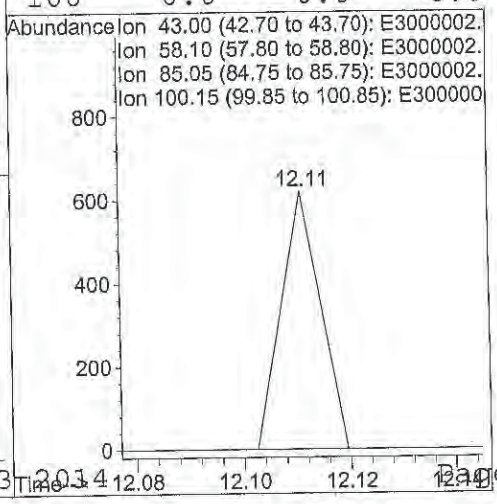

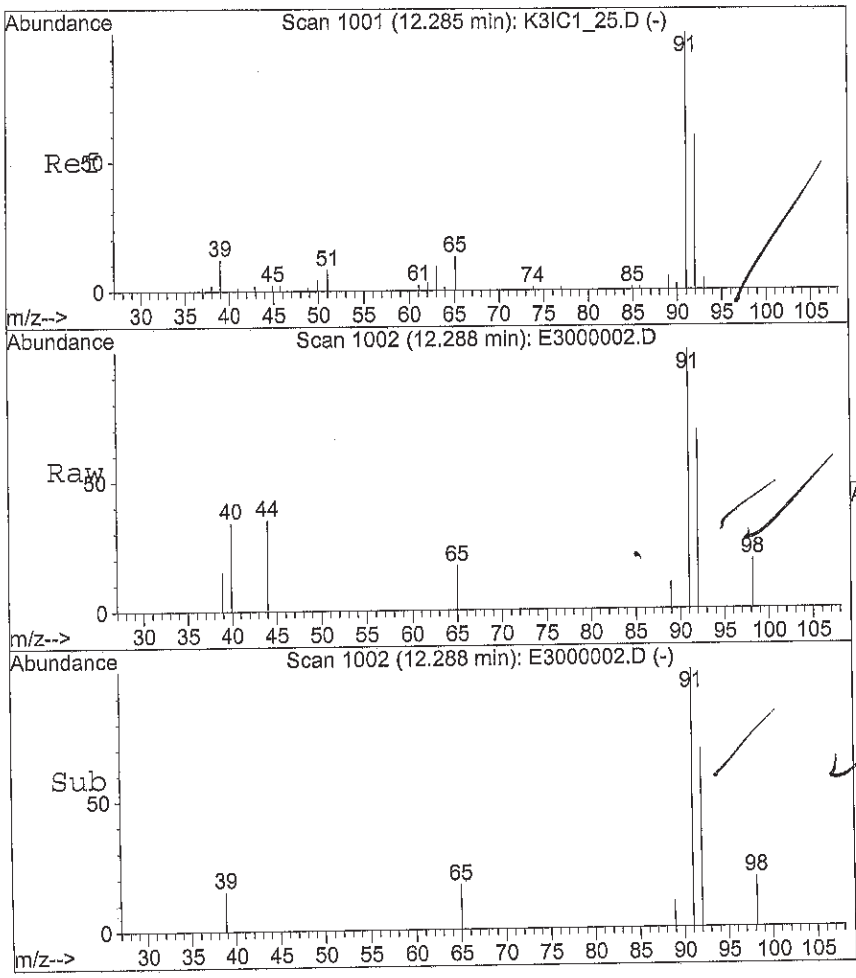

#41
Toluene
Concen: 0.64 ug/L
RT: 12.29 min Scan# 1002
Delta R.T. 0.00 min
Lab File: E3000002.D
Acq: 30 May 2014 8:44 am

Tgt Ion: 91 Resp: 10993

Ion	Ratio	Lower	Upper
91	100		
92	52.4	47.4	71.0

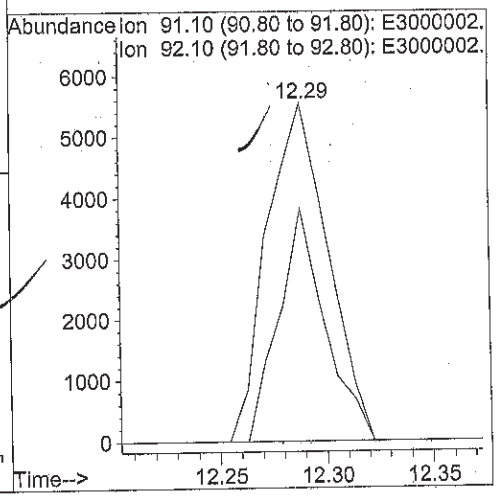

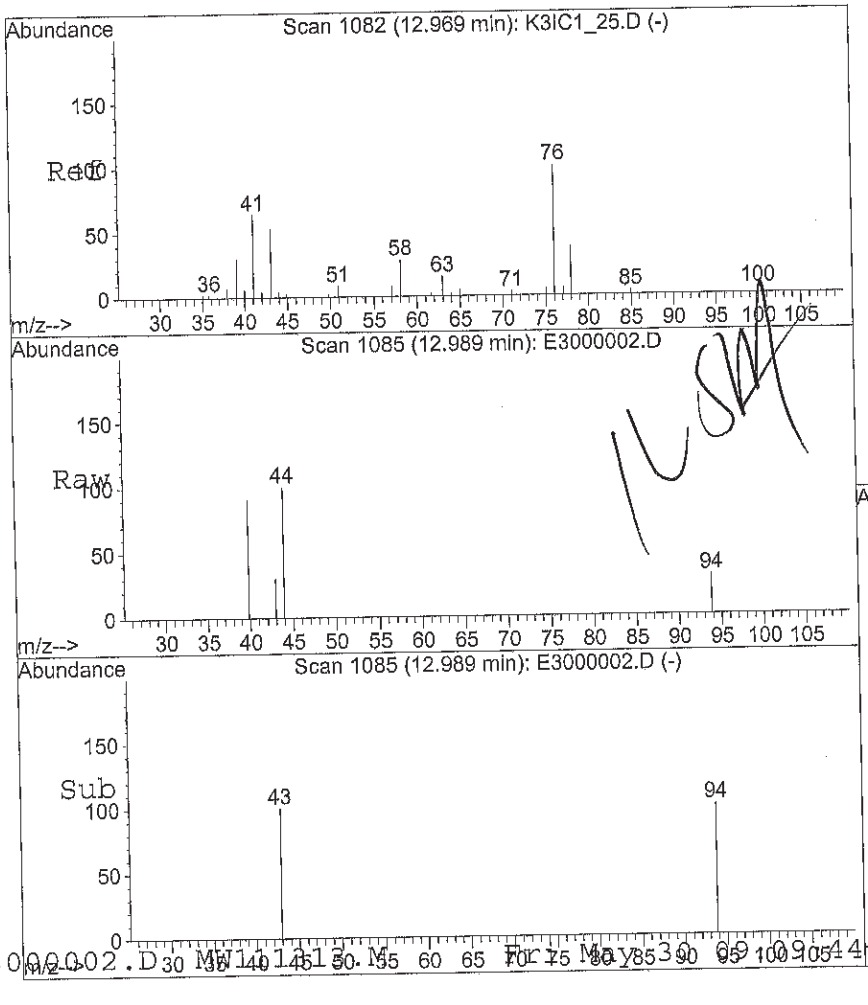

#46
2-Hexanone
Concen: 0.33 ug/L
RT: 12.99 min Scan# 1085
Delta R.T. 0.02 min
Lab File: E3000002.D
Acq: 30 May 2014 8:44 am

Tgt Ion: 43 Resp: 917

Ion	Ratio	Lower	Upper
43	100		
58	0.0	40.9	61.3#
100	0.0	5.5	8.3#
85	0.0	4.3	6.5#

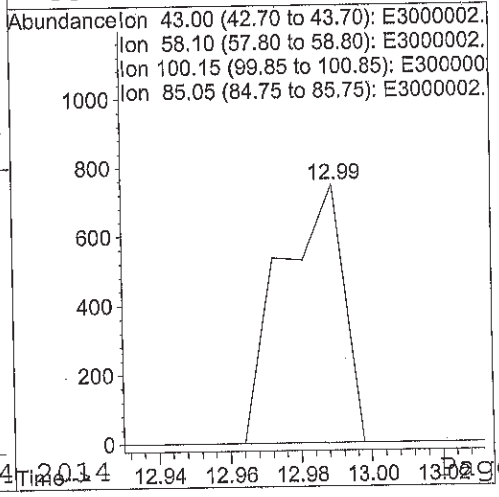

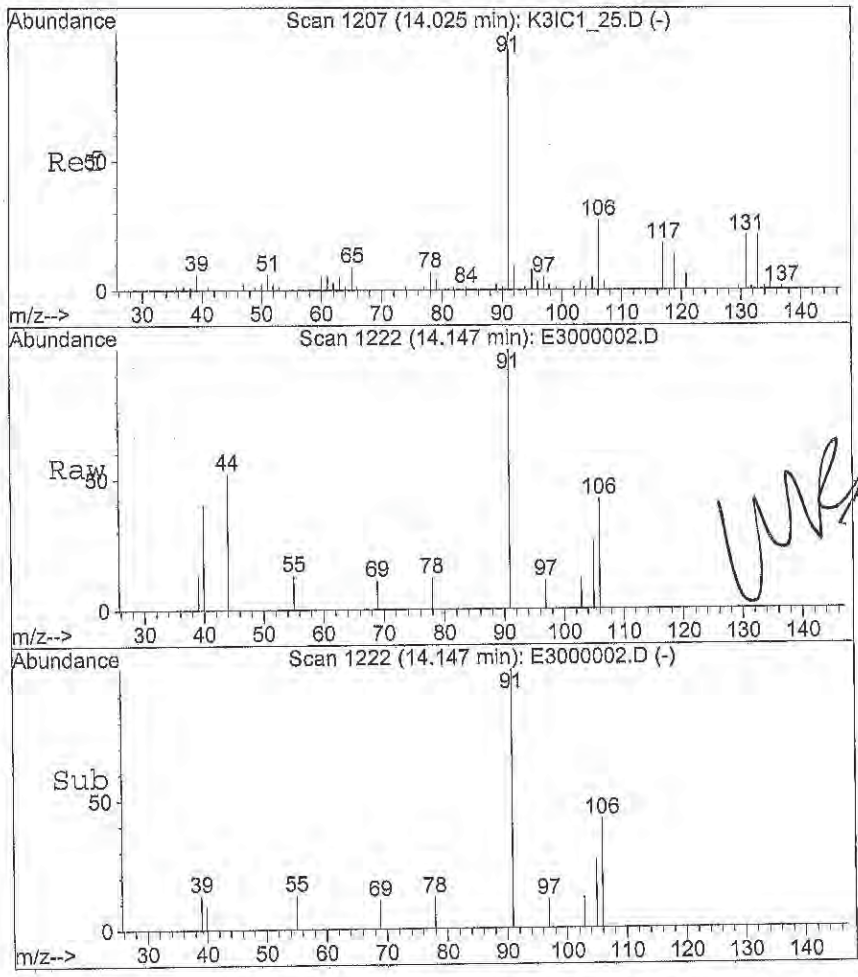

#51
Ethylbenzene
Concen: 0.41 ug/L
RT: 14.15 min Scan# 1222
Delta R.T. 0.12 min
Lab File: E3000002.D
Acq: 30 May 2014 8:44 am

Tgt Ion: 91 Resp: 8003

Ion	Ratio	Lower	Upper
91	100		
106	34.7	23.5	35.3

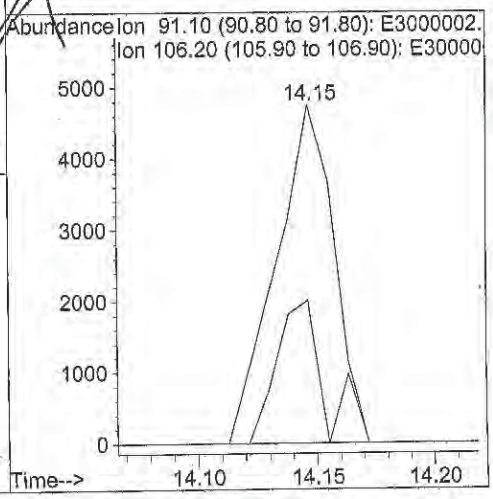

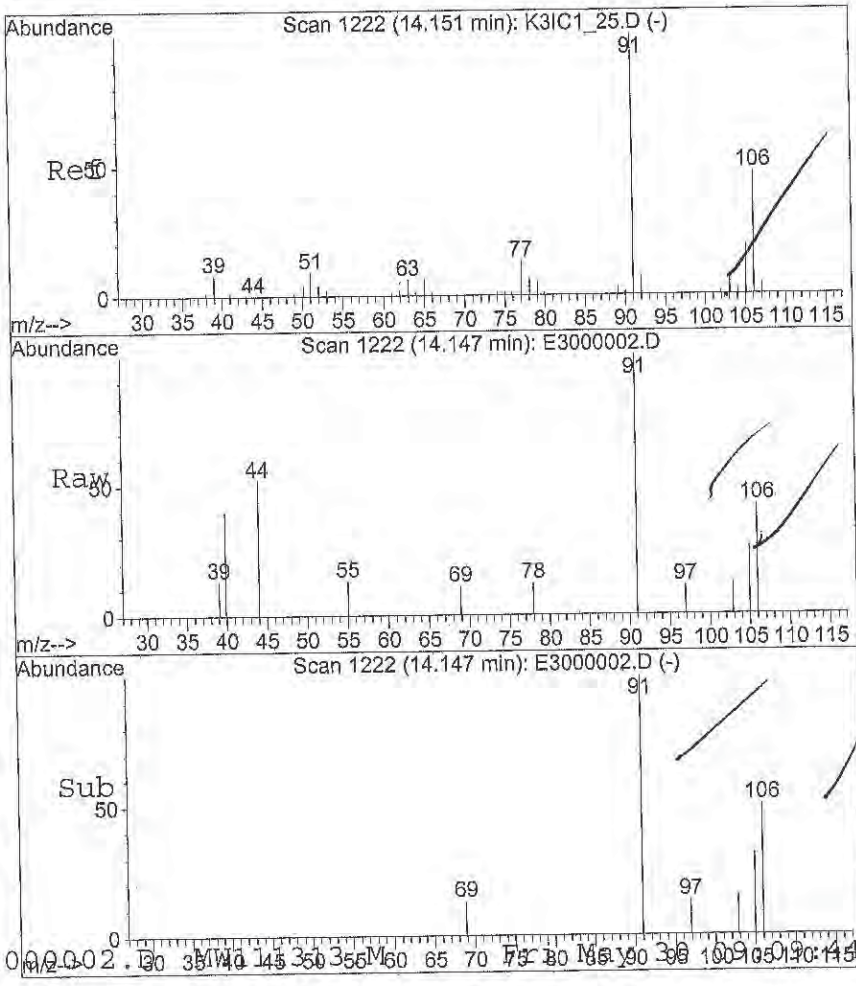

#52
m,p-Xylenes
Concen: 0.53 ug/L
RT: 14.15 min Scan# 1222
Delta R.T. -0.00 min
Lab File: E3000002.D
Acq: 30 May 2014 8:44 am

Tgt Ion:106 Resp: 3626

Ion	Ratio	Lower	Upper
106	100		
91	220.7	177.1	265.7

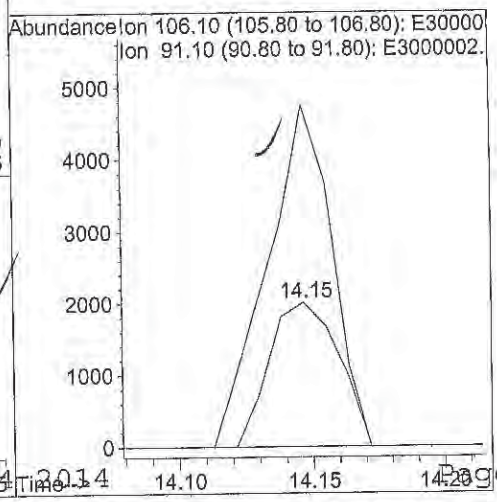

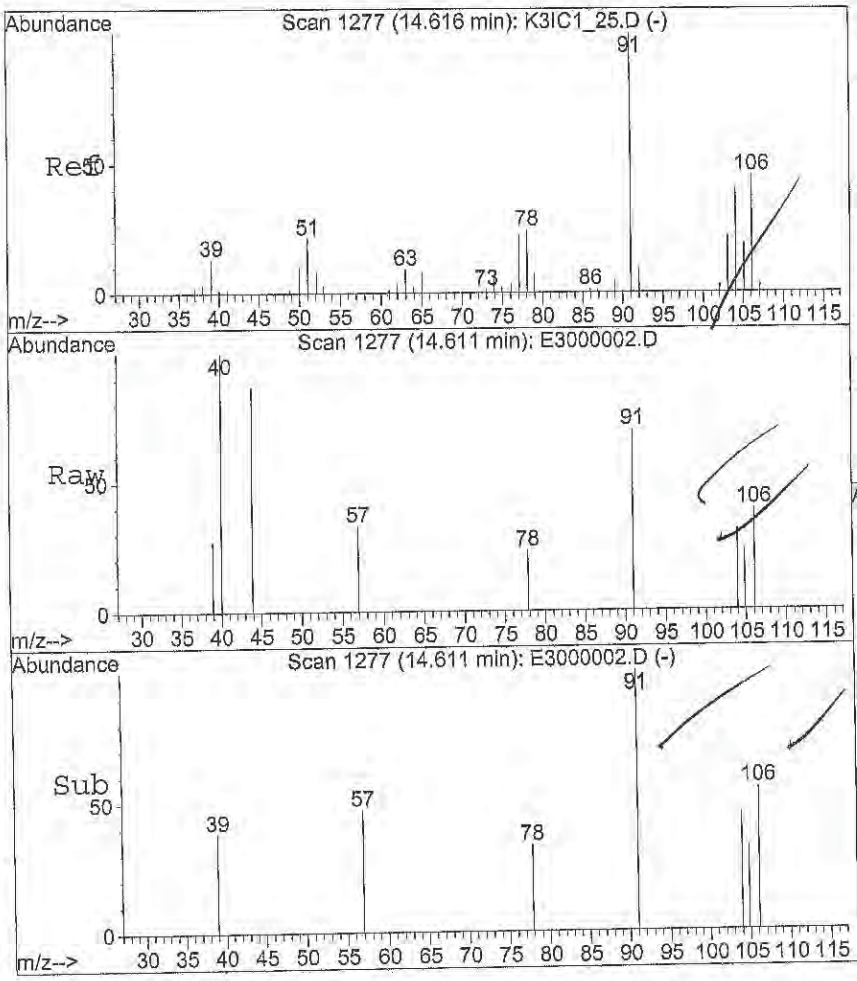

#53
o-Xylene
Concen: 0.11 ug/L
RT: 14.61 min Scan# 1277
Delta R.T. -0.00 min
Lab File: E3000002.D
Acq: 30 May 2014 8:44 am

Tgt Ion:106 Resp: 761

Ion	Ratio	Lower	Upper
106	100		
91	407.2	179.0	268.6#

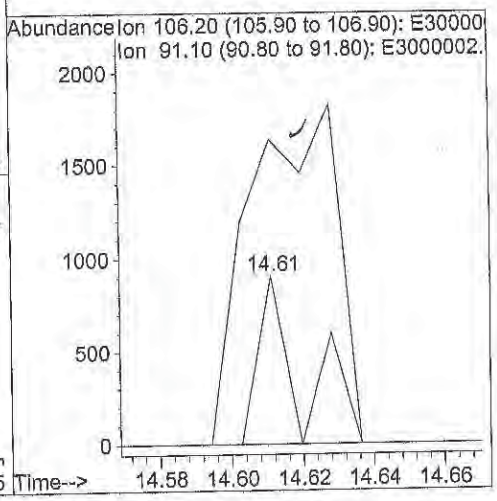

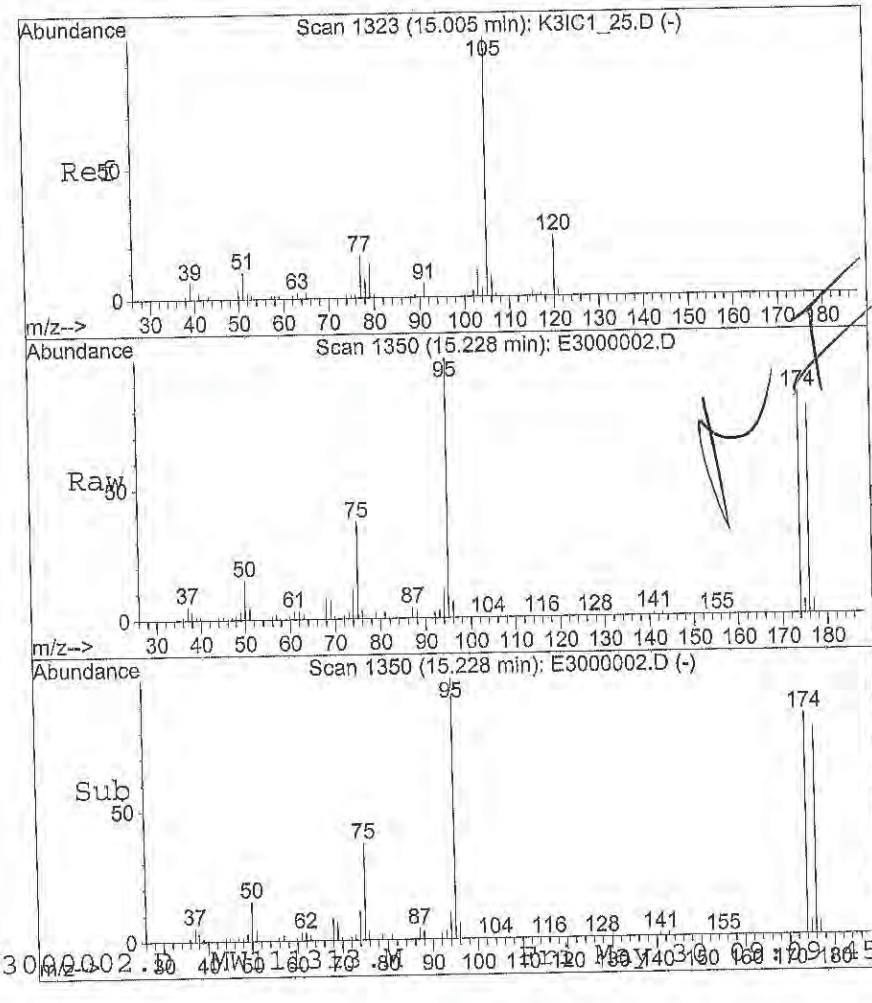

#56
Isopropylbenzene
Concen: 0.14 ug/L
RT: 15.23 min Scan# 1350
Delta R.T. 0.22 min
Lab File: E3000002.D
Acq: 30 May 2014 8:44 am

Tgt Ion:105 Resp: 2675

Ion	Ratio	Lower	Upper
105	100		
120	0.0	19.3	28.9#
77	114.2	13.1	19.7#

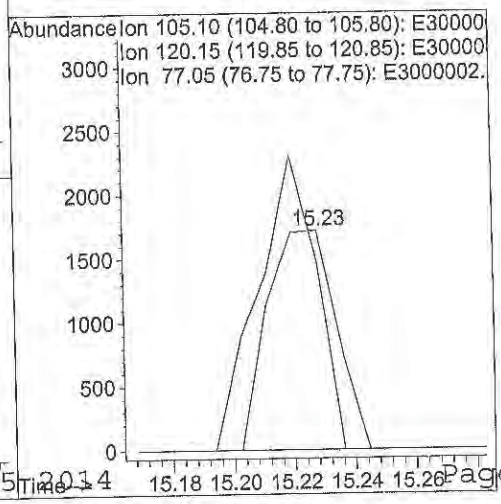

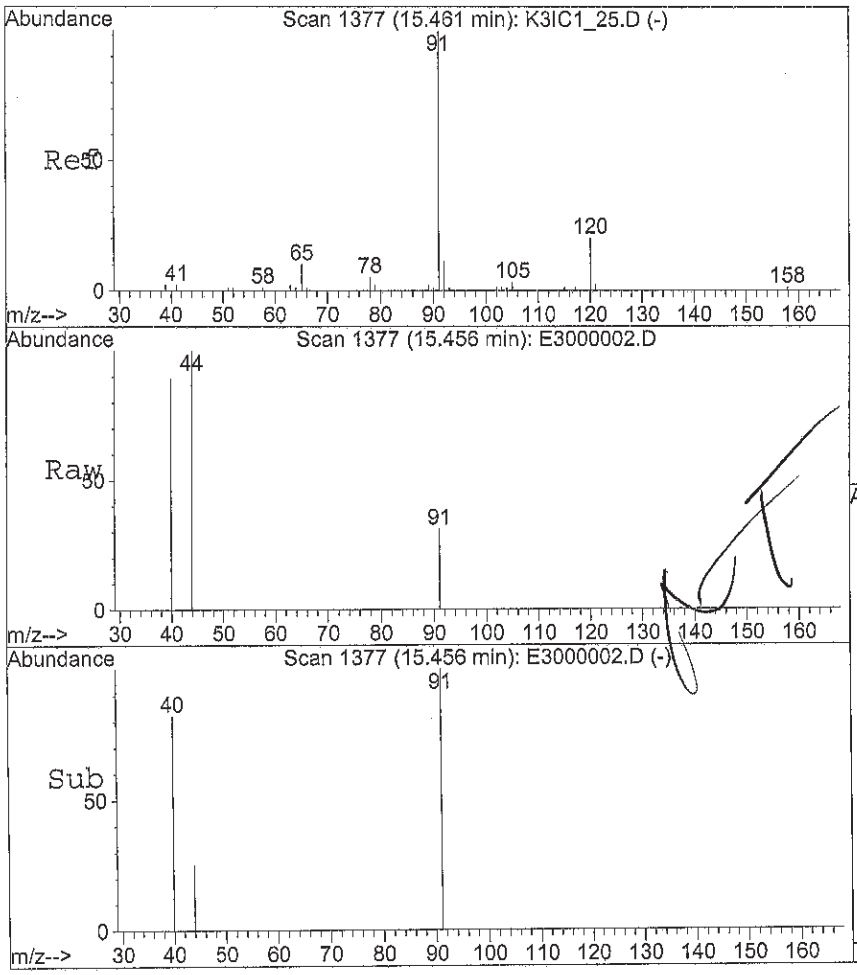

#62
n-Propylbenzene
Concen: 0.02 ug/L
RT: 15.46 min Scan# 1377
Delta R.T. -0.00 min
Lab File: E3000002.D
Acq: 30 May 2014 8:44 am

Tgt Ion: 91 Resp: 489

Ion	Ratio	Lower	Upper
91	100		
120	0.0	16.1	24.1#

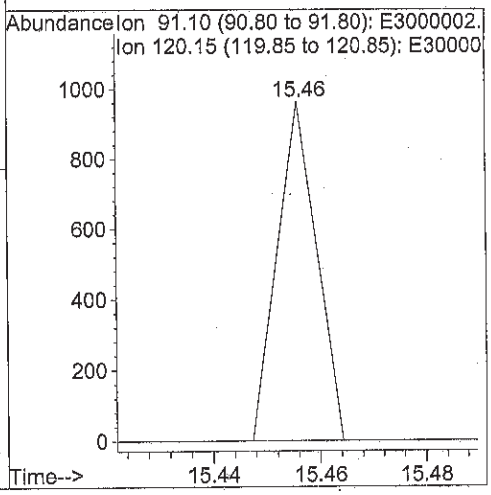

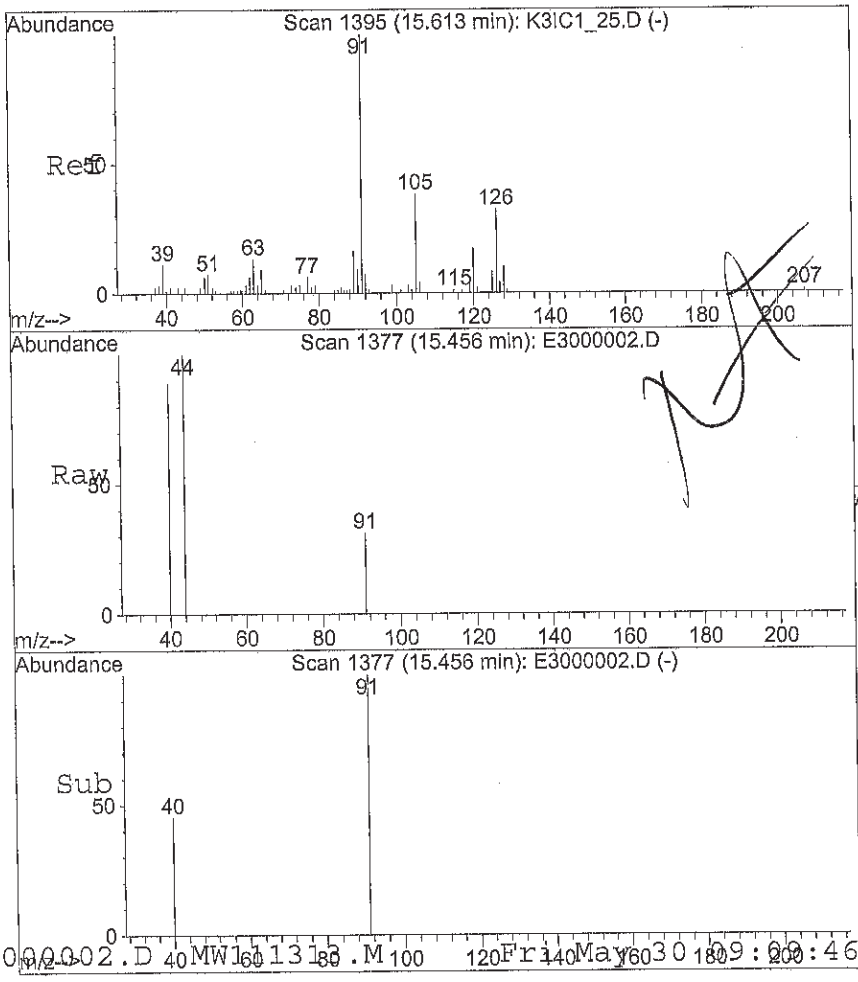

#63
2-Chlorotoluene
Concen: 0.03 ug/L
RT: 15.46 min Scan# 1377
Delta R.T. -0.16 min
Lab File: E3000002.D
Acq: 30 May 2014 8:44 am

Tgt Ion: 91 Resp: 489

Ion	Ratio	Lower	Upper
91	100		
126	0.0	24.0	36.0#

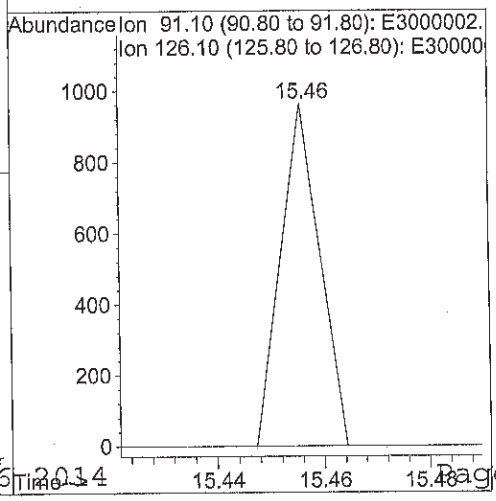

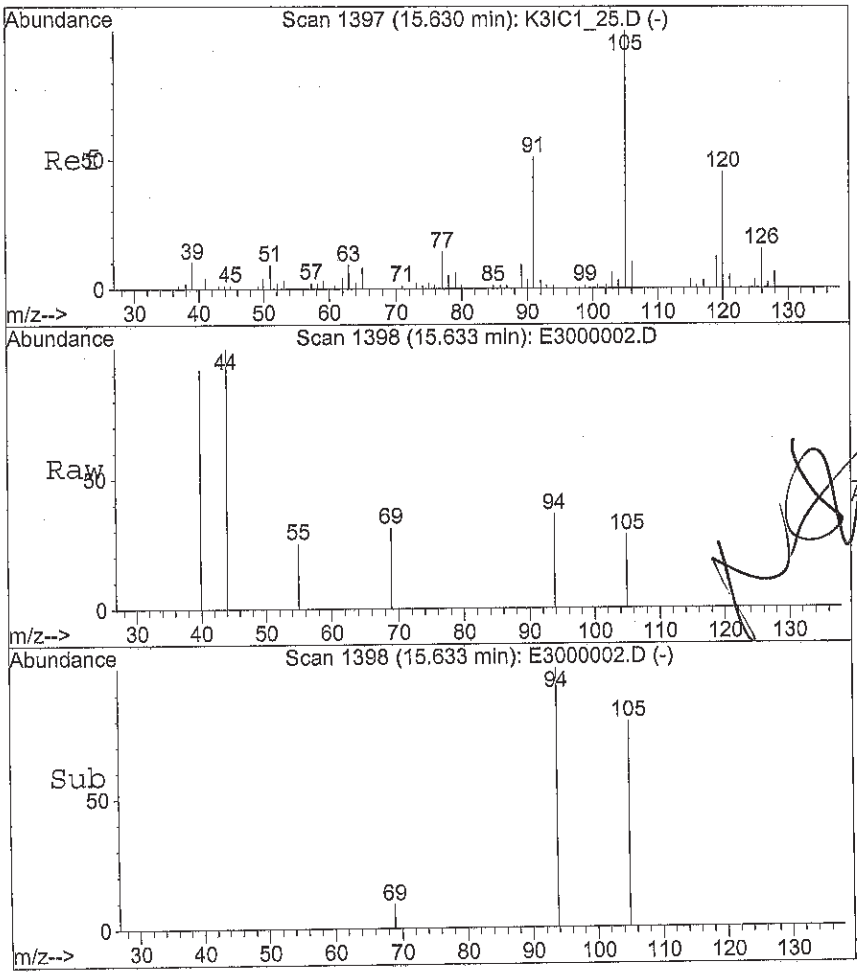

#64
1,3,5-Trimethylbenzene
Concen: 0.02 ug/L
RT: 15.63 min Scan# 1398
Delta R.T. 0.00 min
Lab File: E3000002.D
Acq: 30 May 2014 8:44 am

Tgt Ion:105 Resp: 290

Ion	Ratio	Lower	Upper
105	100		
120	0.0	36.4	54.6#

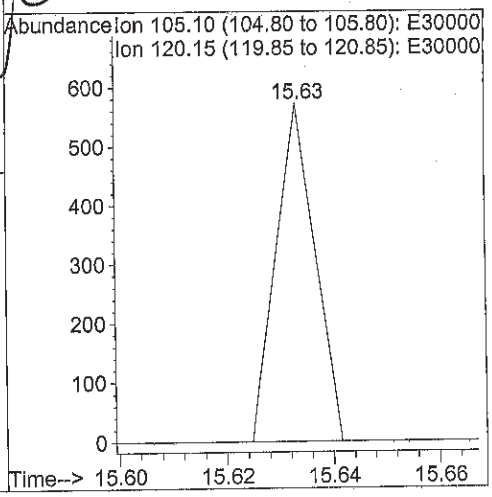

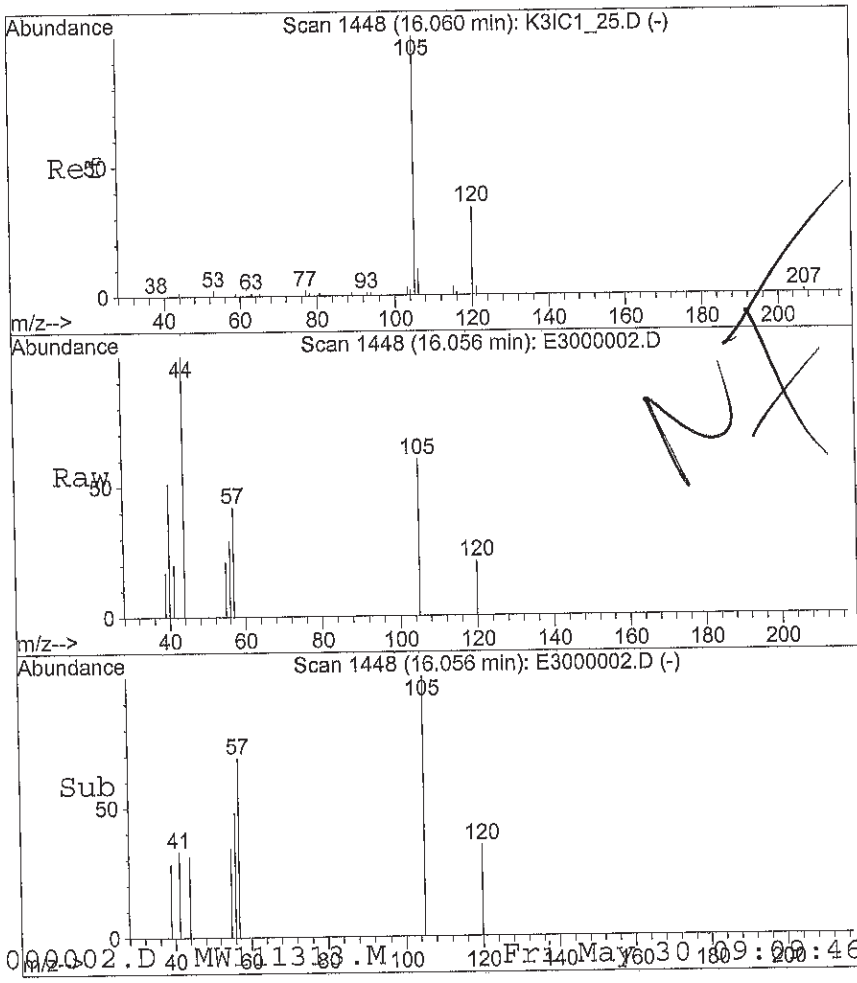

#67
1,2,4-Trimethylbenzene
Concen: 0.16 ug/L
RT: 16.06 min Scan# 1448
Delta R.T. -0.00 min
Lab File: E3000002.D
Acq: 30 May 2014 8:44 am

Tgt Ion:105 Resp: 2867

Ion	Ratio	Lower	Upper
105	100		
120	40.8	33.8	50.8

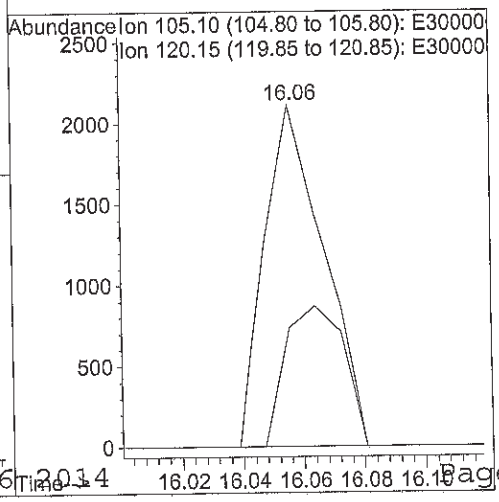

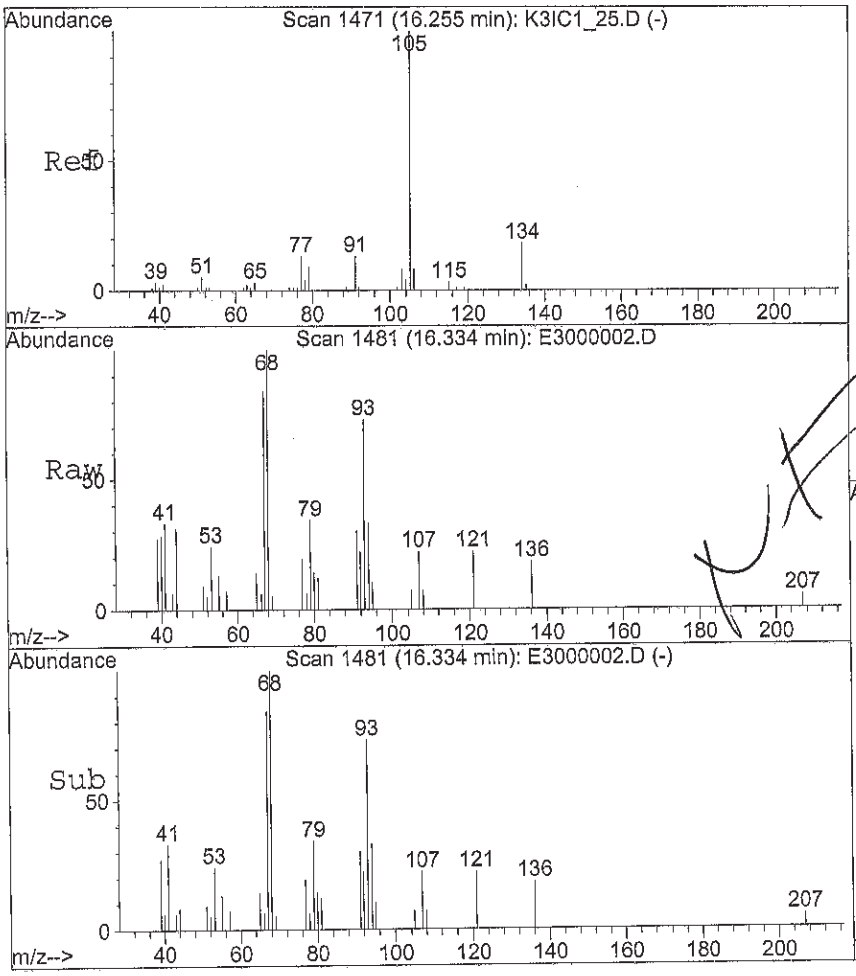

#68
sec-Butylbenzene
Concen: 0.02 ug/L
RT: 16.33 min Scan# 1481
Delta R.T. 0.08 min
Lab File: E3000002.D
Acq: 30 May 2014 8:44 am

Tgt Ion:105 Resp: 360

Ion	Ratio	Lower	Upper
105	100		
134	0.0	13.0	19.6#

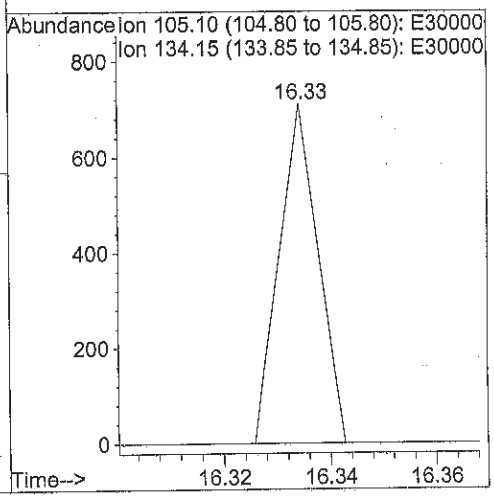

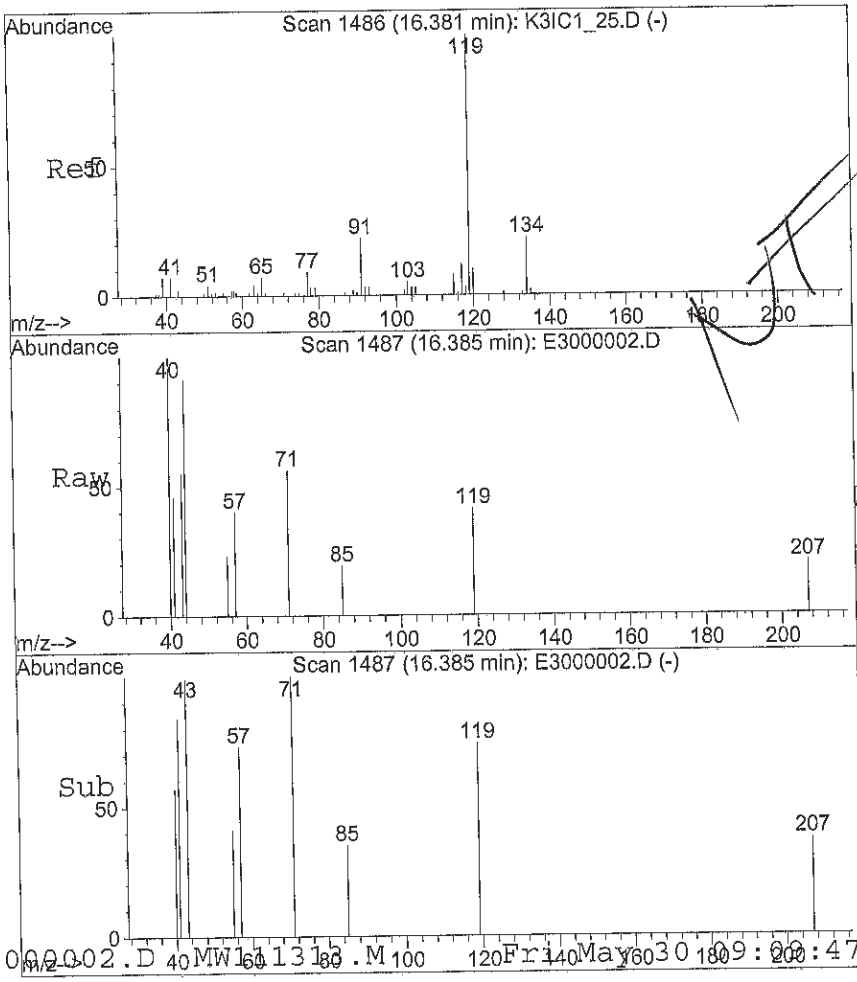

#69
p-Isopropyltoluene
Concen: 0.06 ug/L
RT: 16.38 min Scan# 1487
Delta R.T. 0.00 min
Lab File: E3000002.D
Acq: 30 May 2014 8:44 am

Tgt Ion:119 Resp: 1046

Ion	Ratio	Lower	Upper
119	100		
134	0.0	17.4	26.2#
91	0.0	19.6	29.4#

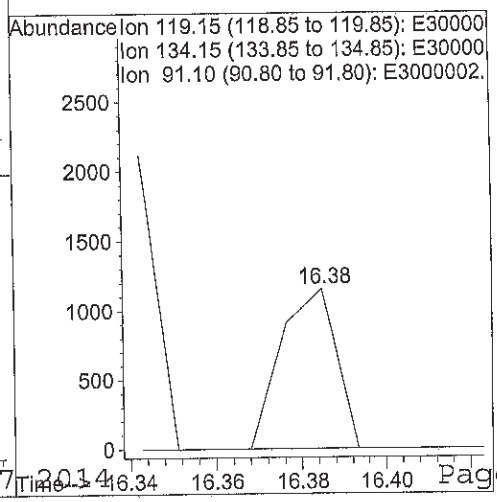

Quantitation Report (Not Reviewed)

Data File : C:\HPCHEM\1\DATA\053014L3\E3000002.D Vial: 1
Acq On : 30 May 2014 8:44 am Operator: DN
Sample : 3E43001-02 Inst : GC/MS Ins
Misc : 100cc SVL-546-SA5D-SV-5.0-6.0 Multiplr: 10.00
MS Integration Params: rteint.p
Quant Time: May 30 9:10 19114 Quant Results File: SS072713.RES

Quant Method : C:\HPCHEM\1\METHODS\SS072713.M (RTE Integrator)
Title : 8260B GC/MS #3 ICAL SSSF 07/27/13 DN
Last Update : Mon Nov 18 10:31:39 2013
Response via : Initial Calibration
DataAcq Meth : MW111313

Internal Standards	R.T.	QIon	Response	Conc	Units	Dev(Min)
1) Fluorobenzene (IS)	10.29	96	1550819	12.50	ug/L	-0.02
7) Chlorobenzene-d5 (IS)	13.92	117	1251072	12.50	ug/L	0.00
10) 1,4-Dichlorobenzene-d4 (IS	16.51	152	689089	12.50	ug/L	0.00
System Monitoring Compounds						
2) Dibromofluoromethane (SU1)	9.43	113	448446	11.12	ug/L	0.00
Spiked Amount 12.500	Range 75 - 125		Recovery = 88.96%			
3) Chloroform-d (SU6)	9.19	84	687259	11.88	ug/L	0.00
Spiked Amount 12.500	Range 70 - 140		Recovery = 95.04%			
4) Methylene Chloride-d2 (SU5	7.07	86	384969	11.38	ug/L	-0.01
Spiked Amount 12.500	Range 70 - 140		Recovery = 91.04%			
5) 1,2-Dichloroethane-d4 (SU2	9.90	65	422967	15.35	ug/L	0.00
Spiked Amount 12.500	Range 75 - 125		Recovery = 122.80%			
6) Benzene-d6 (SU7)	9.93	84	1317496	10.83	ug/L	-0.02
Spiked Amount 12.500	Range 70 - 140		Recovery = 86.64%			
8) Toluene-d8 (SU3)	12.20	98	1415188	11.92	ug/L	-0.02
Spiked Amount 12.500	Range 75 - 125		Recovery = 95.36%			
9) 4-Bromofluorobenzene (SU4)	15.22	95	704857	14.38	ug/L	0.00
Spiked Amount 12.500	Range 75 - 125		Recovery = 115.04%			

Target Compounds Qvalue

(#) = qualifier out of range (m) = manual integration

Quantitation Report

Data File : C:\HPCHEM\1\DATA\053014L3\E3000002.D
Acq On : 30 May 2014 8:44 am
Sample : 3E43001-02
Misc : 100cc SVL-546-SA5D-SV-5.0-6.0
MS Integration Params: rteint.p
Quant Time: May 30 9:10 19114

Vial: 1
Operator: DN
Inst : GC/MS Ins
Multiplr: 10.00

Quant Results File: SS072713.RES

Method : C:\HPCHEM\1\METHODS\SS072713.M (RTE Integrator)
Title : 8260B GC/MS #3 ICAL SSSF 07/27/13 DN
Last Update : Mon Nov 18 10:31:39 2013
Response via : Initial Calibration



Quantitation Report (Not Reviewed)

Data File : C:\HPCHEM\1\DATA\053014L3\E3000004.D Vial: 3
Acq On : 30 May 2014 9:51 am Operator: DN
Sample : 3E43001-03 Inst : GC/MS Ins
Misc : 100cc SVL-846-SA5D-SV-5.0-6.0 Multiplr: 10.00
MS Integration Params: rteint.p
Quant Time: May 30 10:25 19114 Quant Results File: MW111313.RES

Quant Method : C:\HPCHEM\1\METHODS\MW111313.M (RTE Integrator)
Title : 8260B GC/MS #3 ICAL 11/13/13 DN
Last Update : Wed Nov 13 19:38:32 2013
Response via : Initial Calibration
DataAcq Meth : MW111313

Internal Standards	R.T.	QIon	Response	Conc Units	Dev(Min)
1) Fluorobenzene (IS)	10.29	96	1575066	12.50 ug/L	0.00
38) Chlorobenzene-d5 (IS)	13.92	117	1286154	12.50 ug/L	0.00
59) 1,4-Dichlorobenzene-d4 (IS	16.50	152	708804	12.50 ug/L	0.00
System Monitoring Compounds					
2) Dibromofluoromethane (SU1)	9.42	113	460483	11.72 ug/L	0.00
Spiked Amount 12.500	Range 75 - 125		Recovery =	93.76%	
28) 1,2-Dichloroethane-d4 (SU2	9.90	65	437810	11.73 ug/L	0.00
Spiked Amount 12.500	Range 75 - 125		Recovery =	93.84%	
39) Toluene-d8 (SU3)	12.20	98	1443837	12.04 ug/L	0.00
Spiked Amount 12.500	Range 75 - 125		Recovery =	96.32%	
58) 4-Bromofluorobenzene (SU4)	15.22	95	724001	13.76 ug/L	0.00
Spiked Amount 12.500	Range 75 - 125		Recovery =	110.08%	
Target Compounds					Qvalue
4) Chloromethane	4.40	50	2050	-0.45 ug/L #	65
6) Bromomethane	5.10	96	11417	4.81 ug/L #	53
7) Chloroethane	5.25	64	399	0.99 ug/L #	61
11) Acetone	6.46	58	5944	4.77 ug/L #	55
12) (IPA) Leak Check Compound	6.47	45	130349	688.70 ug/L #	83
13) Carbon disulfide	6.84	76	17997	1.37 ug/L #	82
14) Methylene Chloride	7.08	84	5745	1.33 ug/L #	1
15) (TBA) tert-Butanol	6.90	59	637	2.37 ug/L #	77
24) Chloroform	9.22	83	378	0.05 ug/L #	18
25) (ETBE) 2-ethoxy 2-methyl p	8.40	59	2724	0.24 ug/L #	44
29) 1,1-Dichloropropene	9.92	75	548	0.09 ug/L #	1
31) Benzene	9.96	78	8381	0.57 ug/L #	73
32) 1,2-Dichloroethane	9.92	62	5964	1.14 ug/L #	1
40) (MIBK) 4-Methyl-2-Pentanon	12.19	43	7074	2.76 ug/L #	100
41) Toluene	12.28	91	11061	0.63 ug/L	94
46) 2-Hexanone	13.11	43	349	0.12 ug/L #	37
51) Ethylbenzene	14.03	91	3313	0.17 ug/L #	45
52) m,p-Xylenes	14.15	106	3296	0.47 ug/L	100
53) o-Xylene	14.62	106	748	0.11 ug/L #	27
54) Styrene	14.63	104	2232	-0.65 ug/L #	60
56) Isopropylbenzene	15.23	105	414	0.02 ug/L #	1
62) n-Propylbenzene	15.45	91	666	0.02 ug/L #	56

(#) = qualifier out of range (m) = manual integration

Data File : C:\HPCHEM\1\DATA\053014L3\E3000004.D Vial: 3
Acq On : 30 May 2014 9:51 am Operator: DN
Sample : 3E43001-03 Inst : GC/MS Ins
Misc : 100cc SVL-846-SA5D-SV-5.0-6.0 Multiplr: 10.00
MS Integration Params: rteint.p
Quant Time: May 30 10:25 19114 Quant Results File: MW111313.RES

Quant Method : C:\HPCHEM\1\METHODS\MW111313.M (RTE Integrator)
Title : 8260B GC/MS #3 ICAL 11/13/13 DN
Last Update : Wed Nov 13 19:38:32 2013
Response via : Initial Calibration
DataAcq Meth : MW111313

Compound	R.T.	QIon	Response	Conc Unit	Qvalue
63) 2-Chlorotoluene	15.45	91	666	0.04 ~~ug/L~~ #	~~45~~
64) 1,3,5-Trimethylbenzene	15.57	105	259	0.01 ~~ug/L~~ #	31
66) tert-Butylbenzene	16.05	119	312	0.02 ~~ug/L~~ #	24
67) 1,2,4-Trimethylbenzene	16.05	105	2579	0.14 ~~ug/L~~ #	50
68) sec-Butylbenzene	16.33	105	1916	0.08 ~~ug/L~~ #	62
69) p-Isopropyltoluene	16.38	119	1254	0.06 ~~ug/L~~ #	52

(#) = qualifier out of range (m) = manual integration

Quantitation Report

Data File : C:\HPCHEM\1\DATA\053014L3\E3000004.D Vial: 3
Acq On : 30 May 2014 9:51 am Operator: DN
Sample : 3E43001-03 Inst : GC/MS Ins
Misc : 100cc SVL-846-SA5D-SV-5.0-6.0 Multiplr: 10.00
MS Integration Params: rteint.p
Quant Time: May 30 10:25 19114 Quant Results File: MW111313.RES

Method : C:\HPCHEM\1\METHODS\MW111313.M (RTE Integrator)
Title : 8260B GC/MS #3 ICAL 11/13/13 DN
Last Update : Wed Nov 13 19:38:32 2013
Response via : Initial Calibration



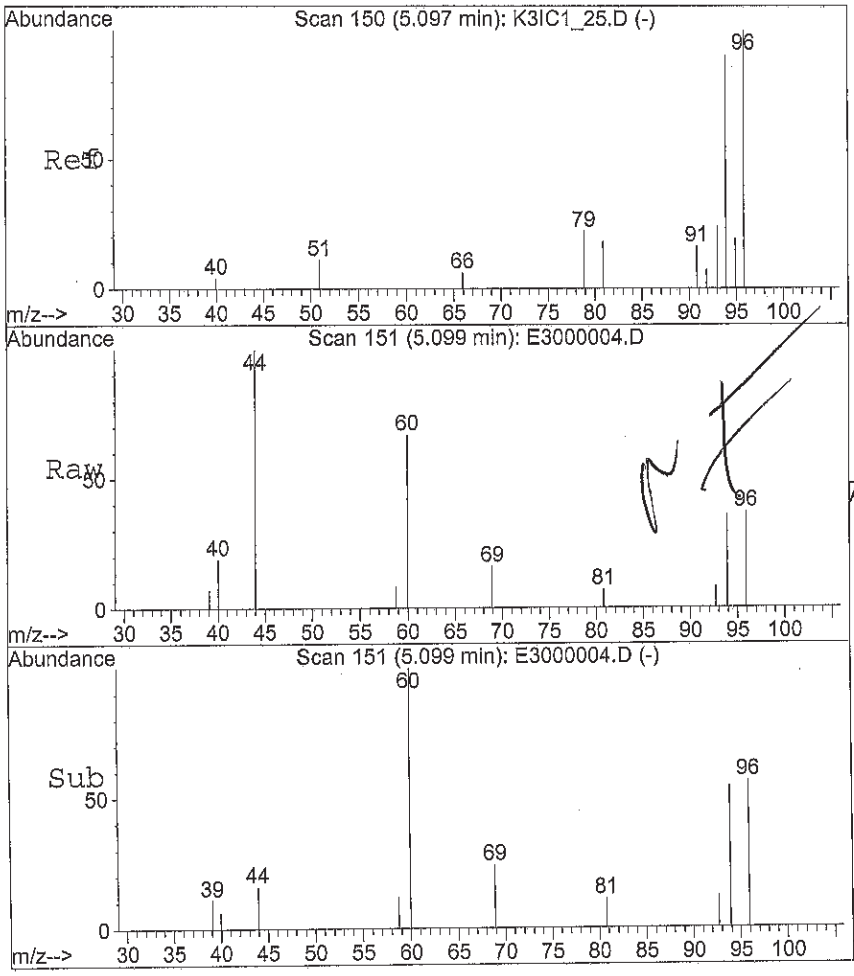

#6
Bromomethane
Concen: 4.81 ug/L
RT: 5.10 min Scan# 151
Delta R.T. 0.00 min
Lab File: E3000004.D
Acq: 30 May 2014 9:51 am

Tgt Ion: 96 Resp: 11417

Ion	Ratio	Lower	Upper
96	100		
94	72.7	101.0	151.4#

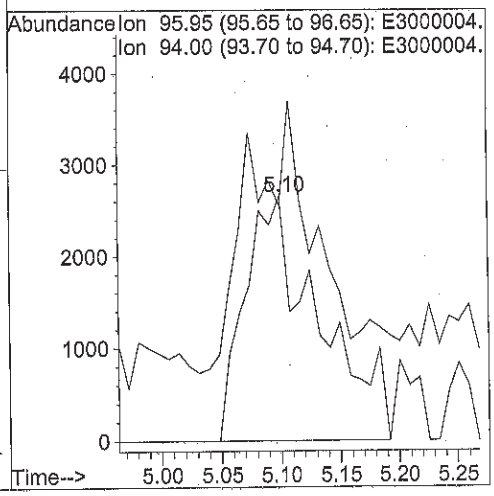

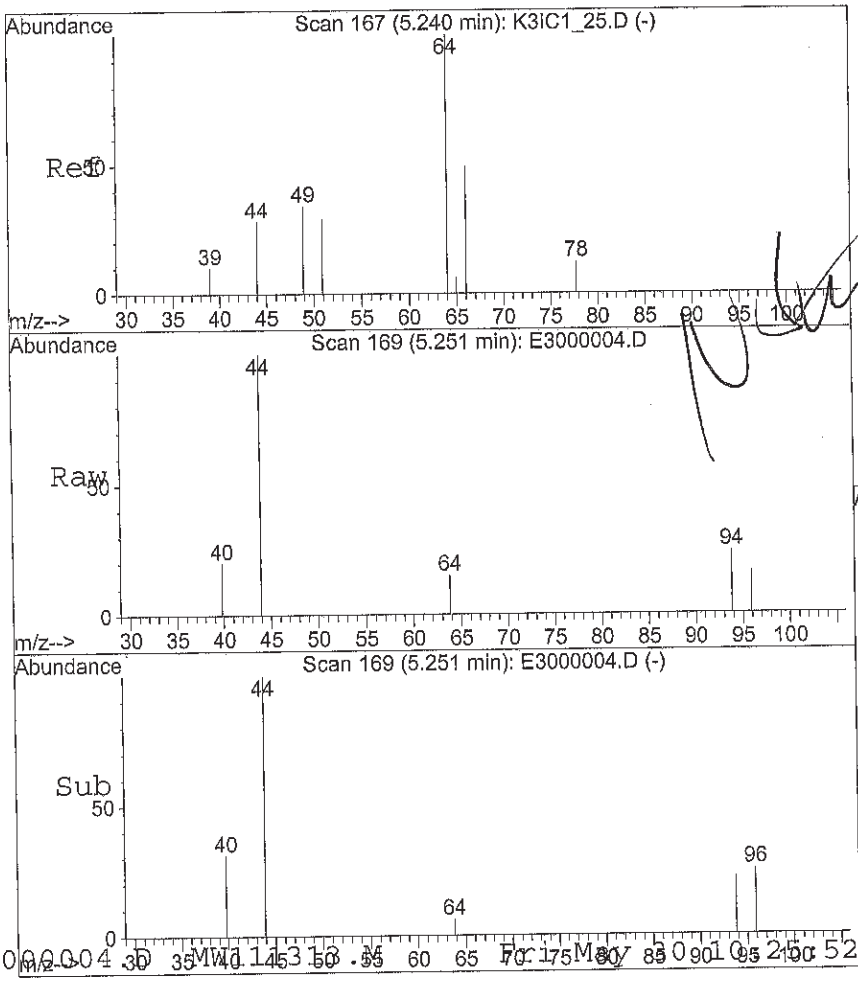

#7
Chloroethane
Concen: 0.99 ug/L
RT: 5.25 min Scan# 169
Delta R.T. 0.01 min
Lab File: E3000004.D
Acq: 30 May 2014 9:51 am

Tgt Ion: 64 Resp: 399

Ion	Ratio	Lower	Upper
64	100		
66	69.7	35.4	53.0#

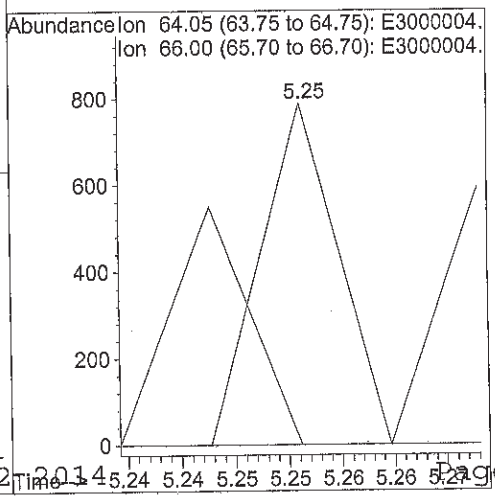

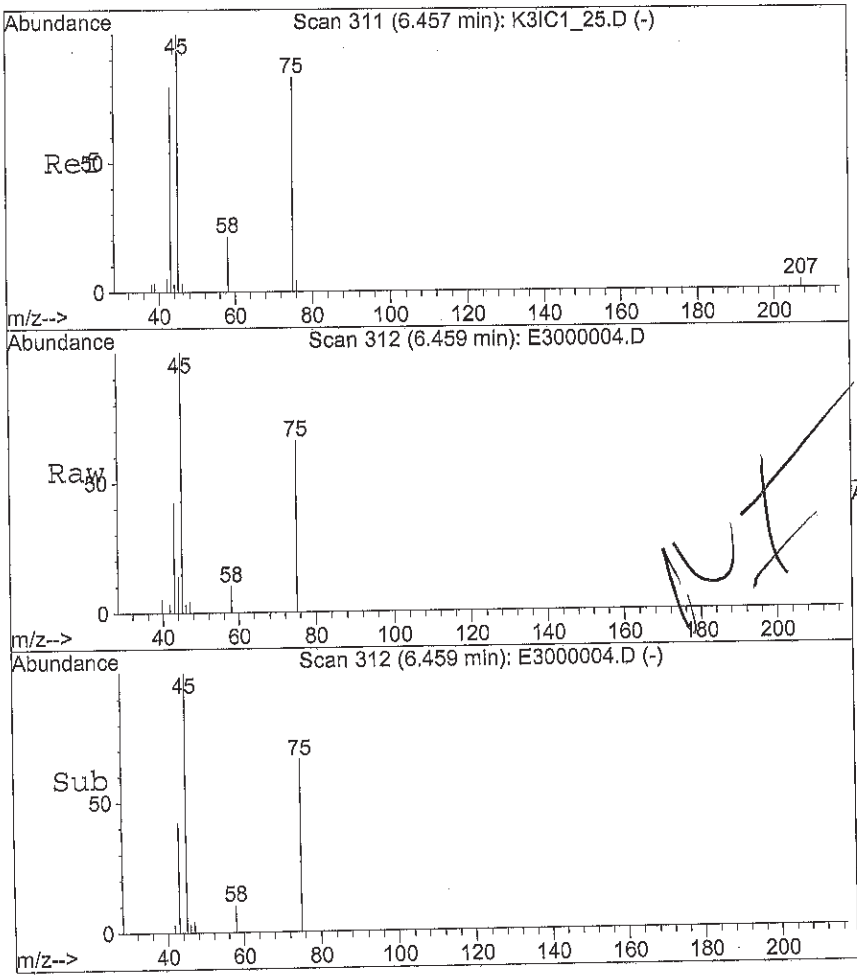

#11
Acetone
Concen: 4.77 ug/L
RT: 6.46 min Scan# 312
Delta R.T. 0.00 min
Lab File: E3000004.D
Acq: 30 May 2014 9:51 am

Tgt Ion: 58 Resp: 5944

Ion	Ratio	Lower	Upper
58	100		
43	565.8	360.9	541.3#

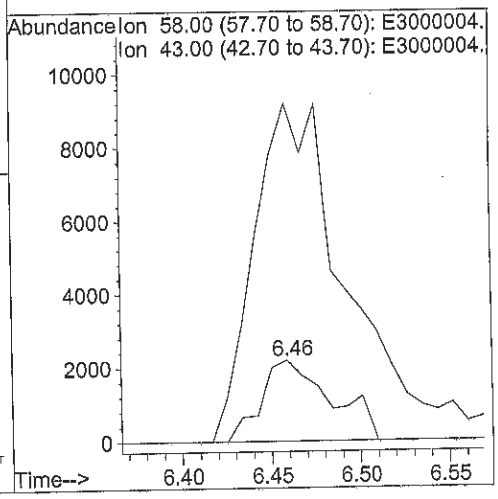

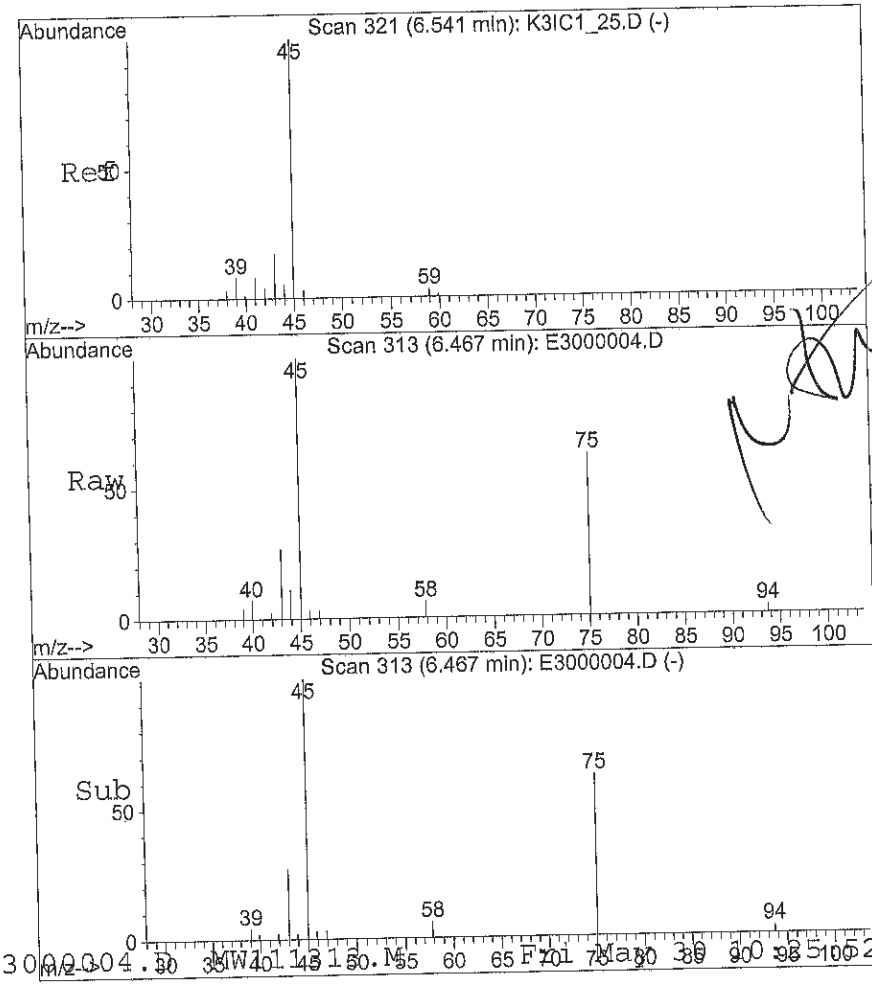

#12
(IPA) Leak Check Compound
Concen: 688.70 ug/L
RT: 6.47 min Scan# 313
Delta R.T. -0.07 min
Lab File: E3000004.D
Acq: 30 May 2014 9:51 am

Tgt Ion: 45 Resp: 130349

Ion	Ratio	Lower	Upper
45	100		
39	0.4	4.9	7.3#

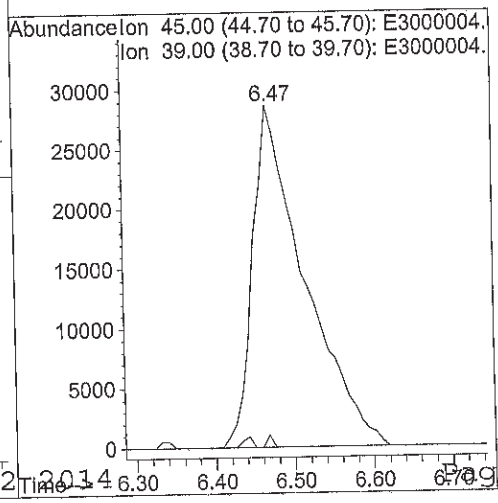

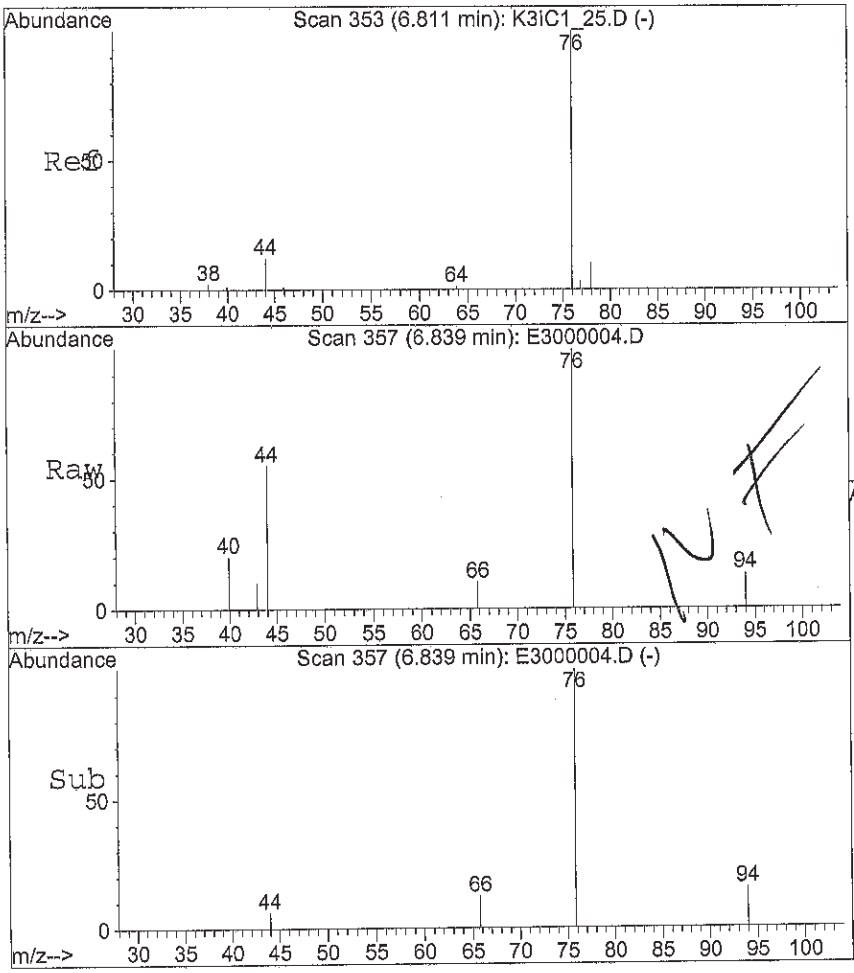

#13
Carbon disulfide
Concen: 1.37 ug/L
RT: 6.84 min Scan# 357
Delta R.T. 0.03 min
Lab File: E3000004.D
Acq: 30 May 2014 9:51 am

Tgt Ion: 76 Resp: 17997

Ion	Ratio	Lower	Upper
76	100		
78	2.2	7.0	10.4#

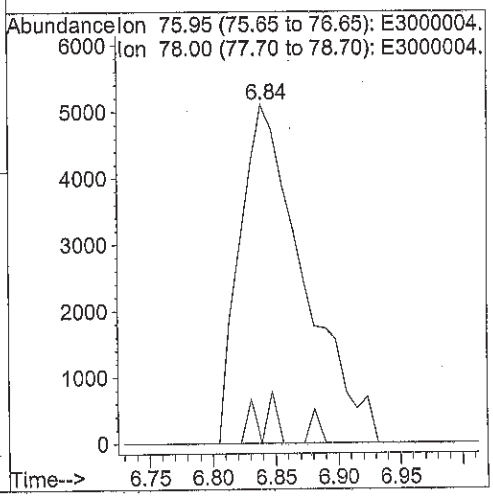

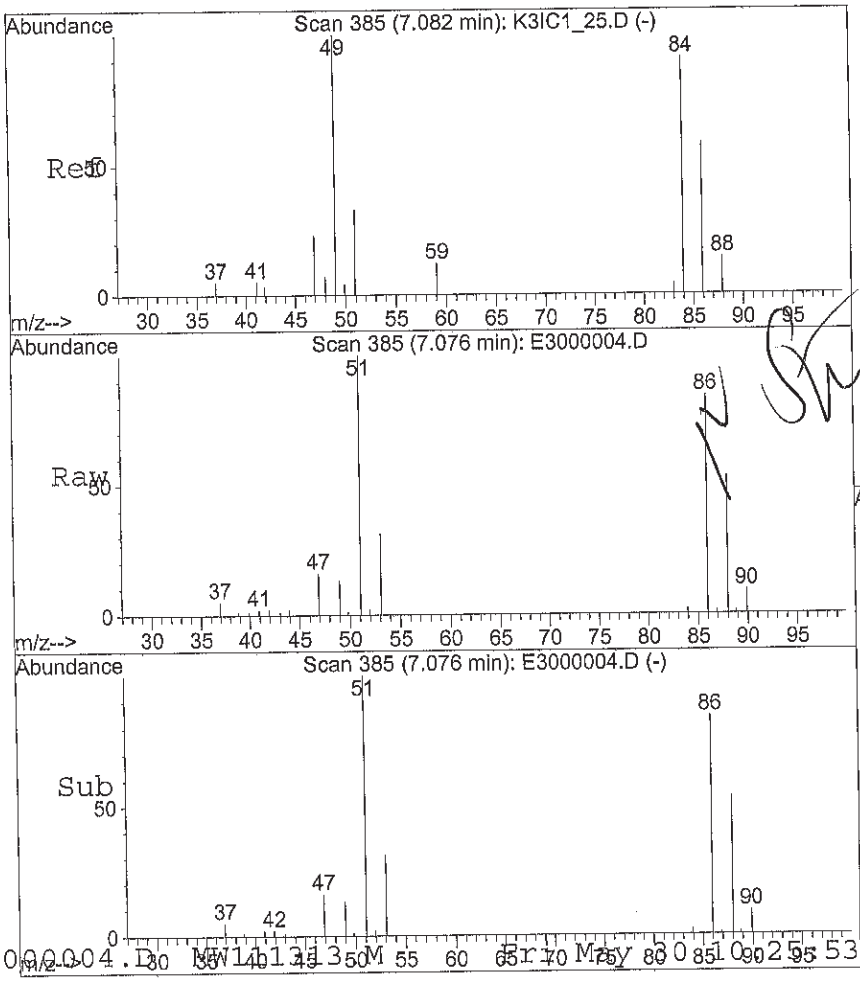

#14
Methylene Chloride
Concen: 1.33 ug/L
RT: 7.08 min Scan# 385
Delta R.T. -0.01 min
Lab File: E3000004.D
Acq: 30 May 2014 9:51 am

Tgt Ion: 84 Resp: 5745

Ion	Ratio	Lower	Upper
84	100		
49	968.7	89.8	134.6#
86	7027.3	51.1	76.7#
51	8259.4	28.5	42.7#

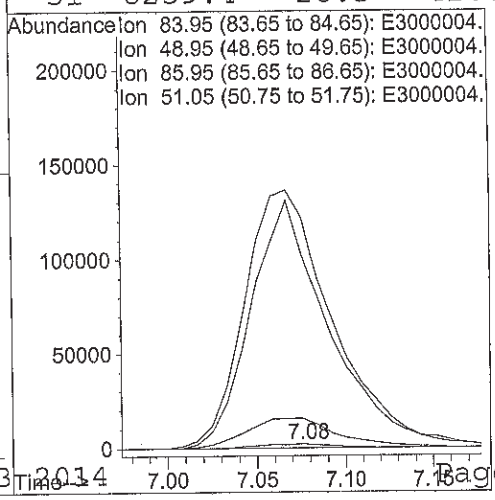

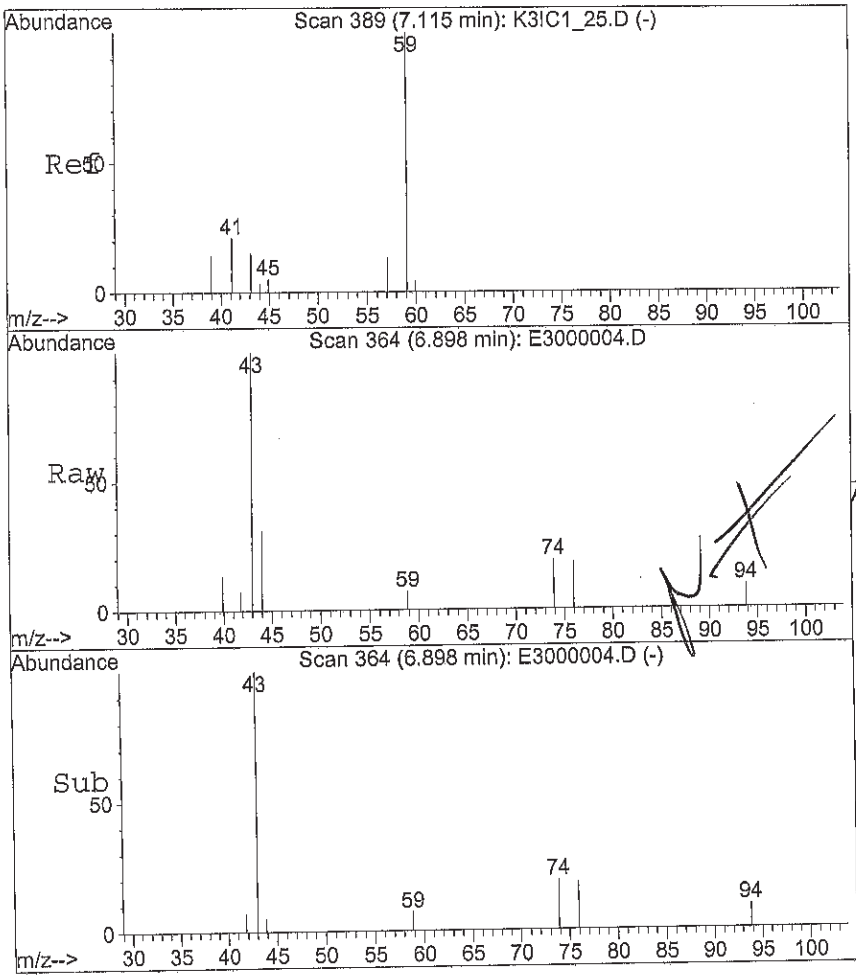

#15
(TBA) tert-Butanol
Concen: 2.37 ug/L
RT: 6.90 min Scan# 364
Delta R.T. -0.22 min
Lab File: E3000004.D
Acq: 30 May 2014 9:51 am

Tgt Ion: 59 Resp: 637

Ion	Ratio	Lower	Upper
59	100		
57	0.0	6.4	9.6#

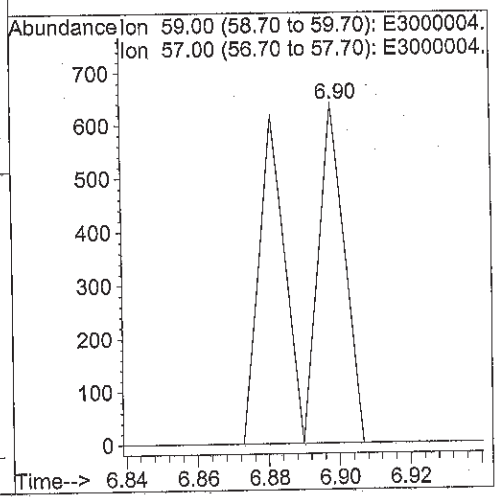

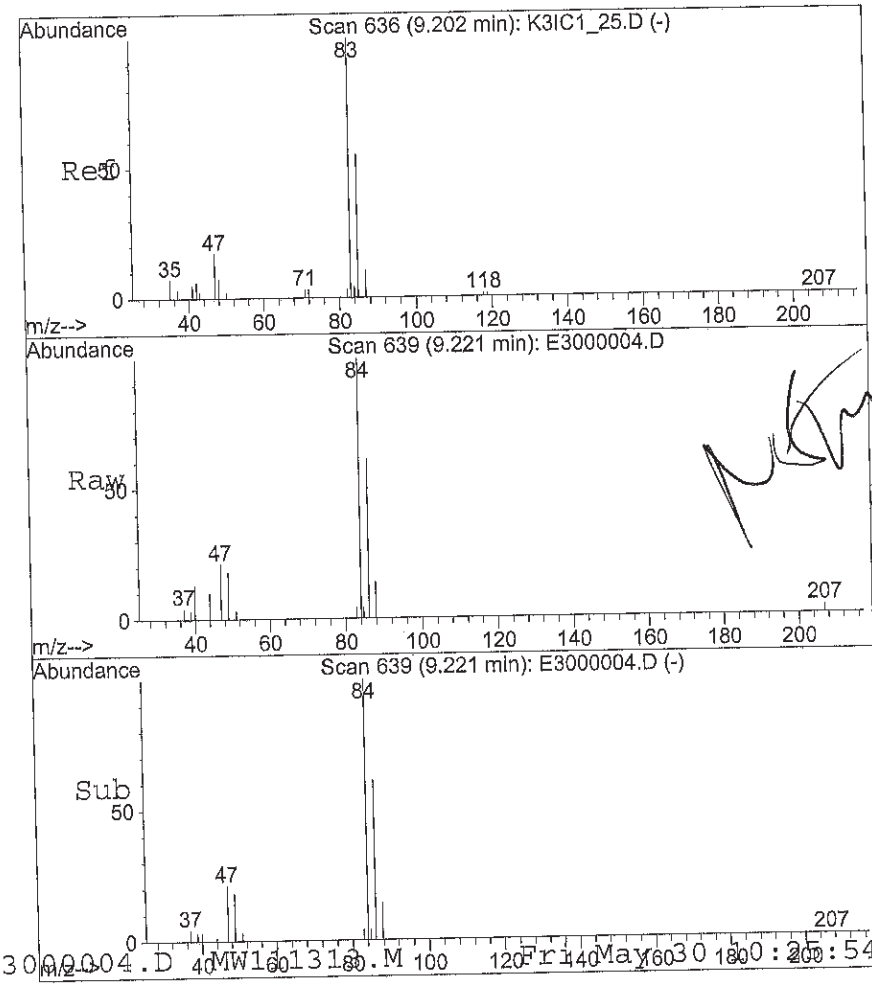

#24
Chloroform
Concen: 0.05 ug/L
RT: 9.22 min Scan# 639
Delta R.T. 0.02 min
Lab File: E3000004.D
Acq: 30 May 2014 9:51 am

Tgt Ion: 83 Resp: 378

Ion	Ratio	Lower	Upper
83	100		
85	0.0	51.8	77.6#

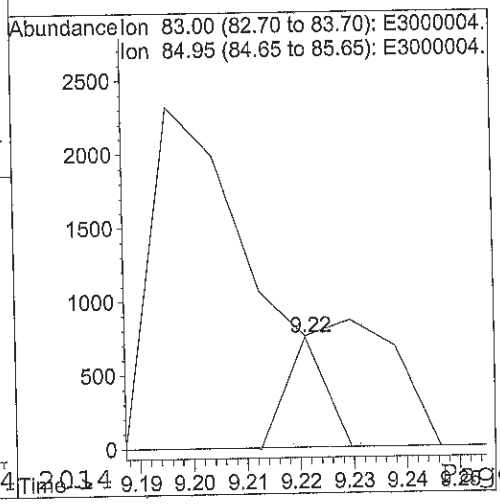

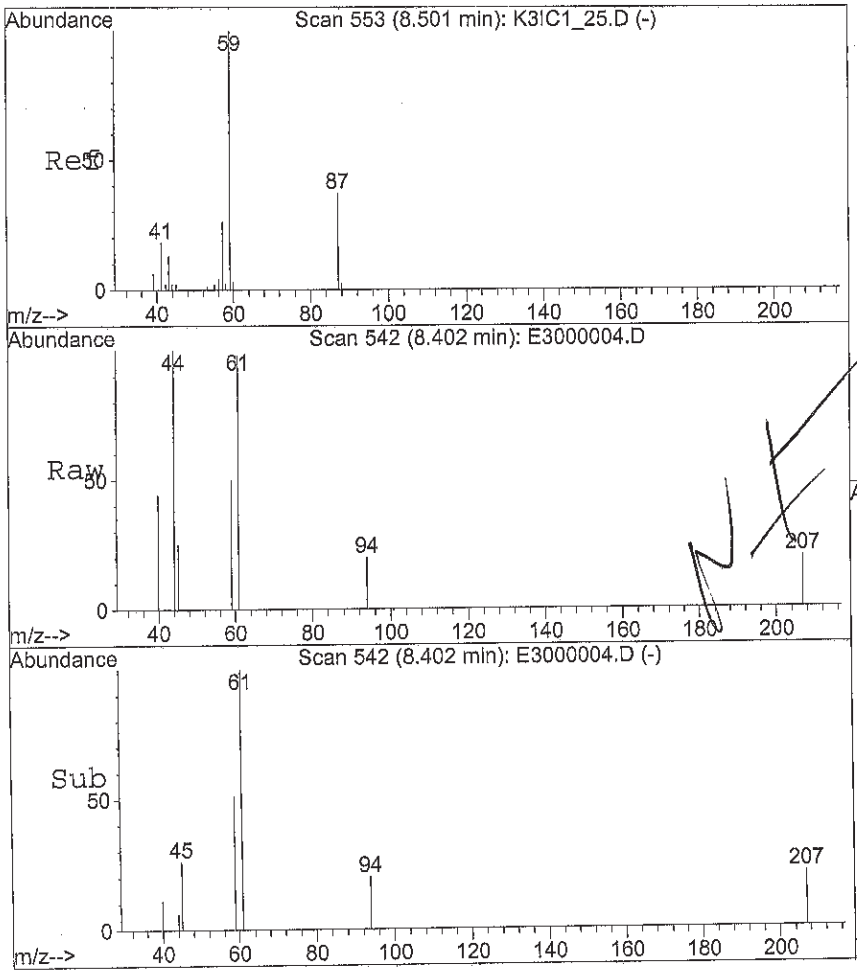

#25
(ETBE) 2-ethoxy 2-methyl propar
Concen: 0.24 ug/L
RT: 8.40 min Scan# 542
Delta R.T. -0.10 min
Lab File: E3000004.D
Acq: 30 May 2014 9:51 am

Tgt Ion: 59 Resp: 2724

Ion	Ratio	Lower	Upper
59	100		
87	0.0	27.8	41.8#
57	0.0	19.8	29.6#
77	0.0	0.0	0.0

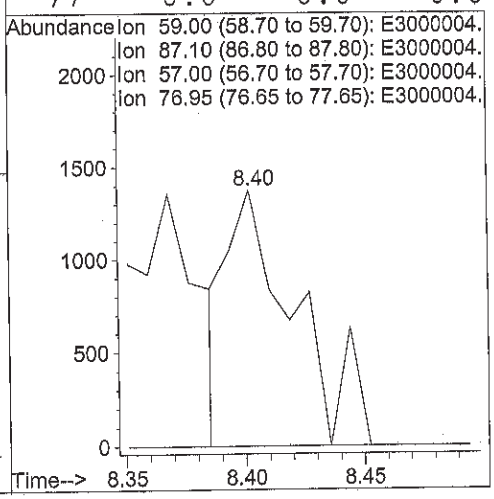

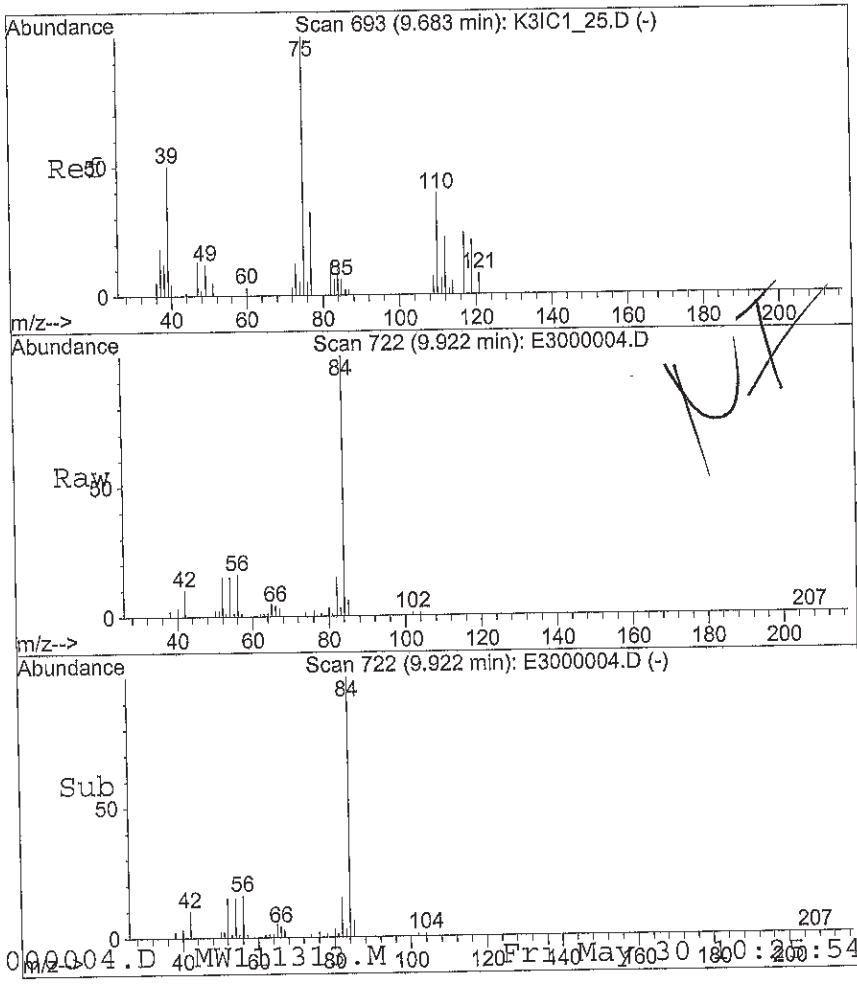

#29
1,1-Dichloropropene
Concen: 0.09 ug/L
RT: 9.92 min Scan# 722
Delta R.T. 0.24 min
Lab File: E3000004.D
Acq: 30 May 2014 9:51 am

Tgt Ion: 75 Resp: 548

Ion	Ratio	Lower	Upper
75	100		
110	0.0	29.0	43.6#
77	395.4	25.0	37.4#

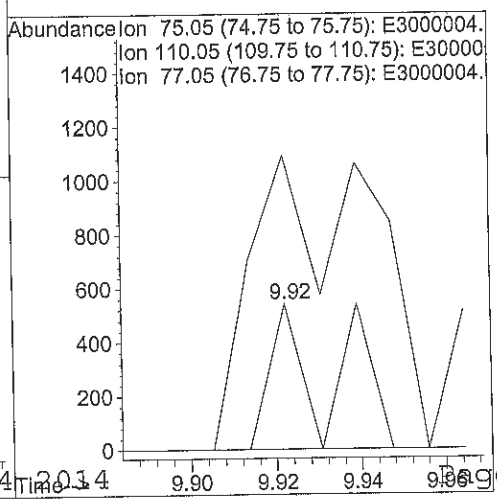

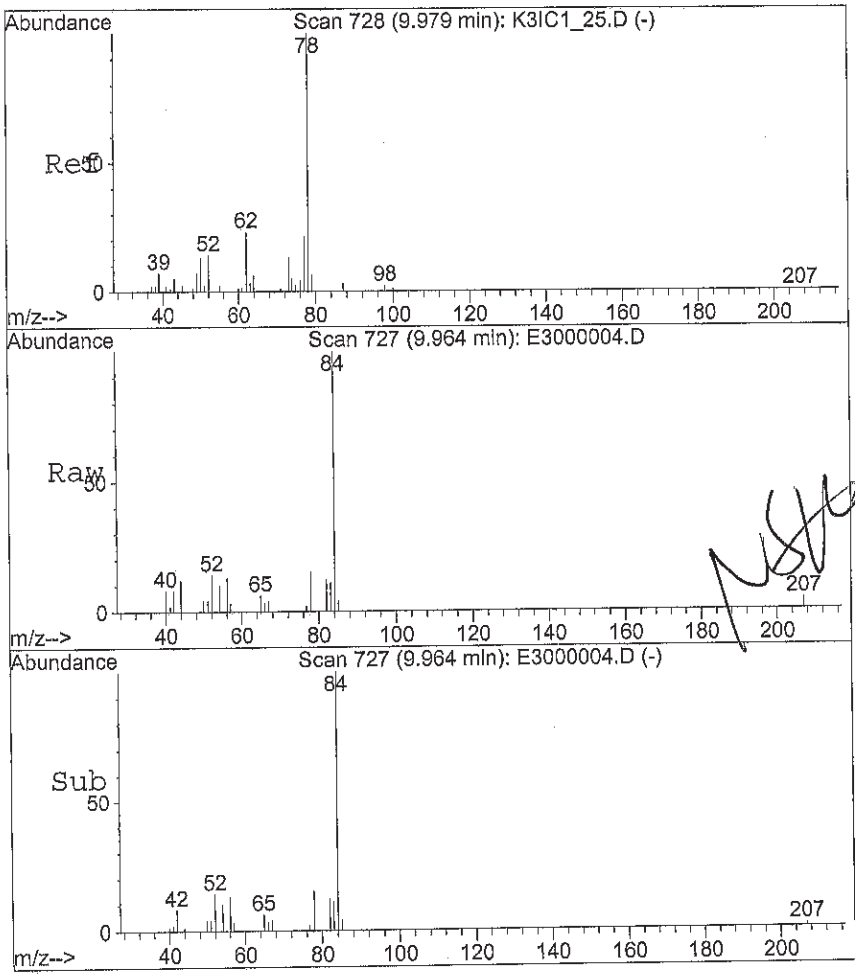

#31
Benzene
Concen: 0.57 ug/L
RT: 9.96 min Scan# 727
Delta R.T. -0.01 min
Lab File: E3000004.D
Acq: 30 May 2014 9:51 am

Tgt Ion: 78 Resp: 8381

Ion	Ratio	Lower	Upper
78	100		
51	0.0	14.2	21.2#
77	13.6	16.6	24.8#

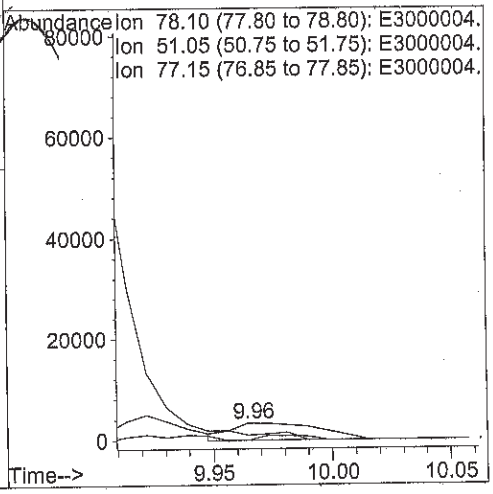

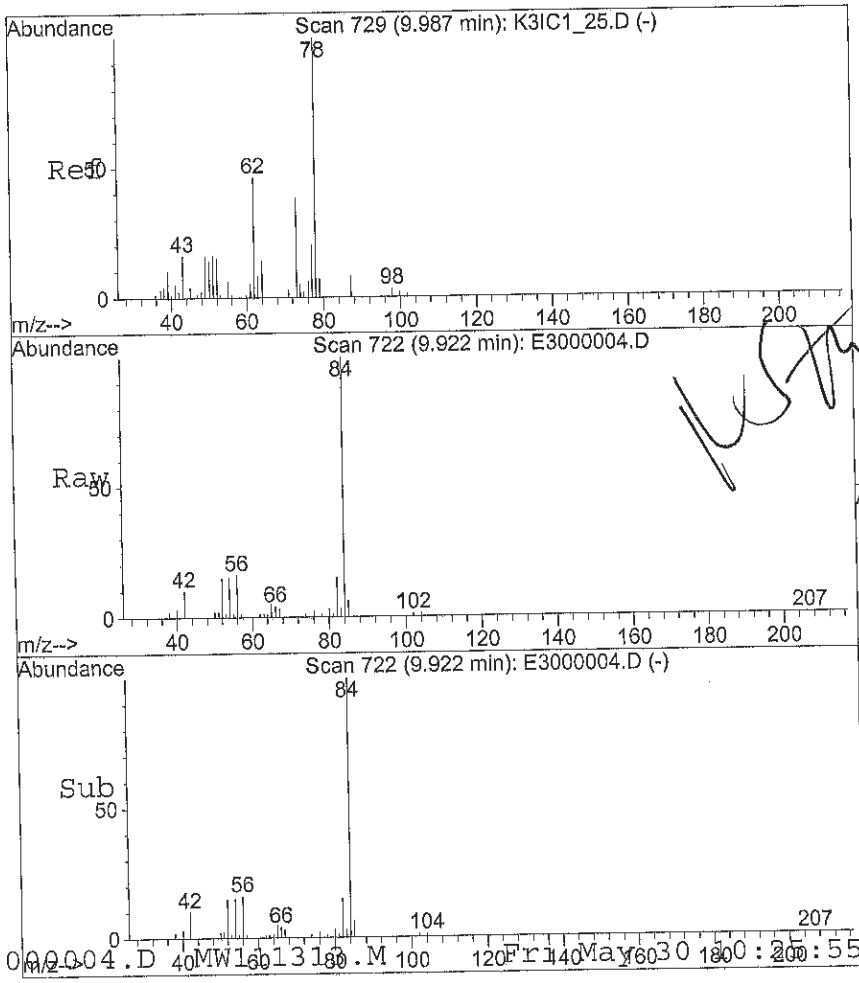

#32
1,2-Dichloroethane
Concen: 1.14 ug/L
RT: 9.92 min Scan# 722
Delta R.T. -0.07 min
Lab File: E3000004.D
Acq: 30 May 2014 9:51 am

Tgt Ion: 62 Resp: 5964

Ion	Ratio	Lower	Upper
62	100		
64	211.5	28.0	42.0#
49	0.0	28.5	42.7#
98	0.0	6.2	9.4#

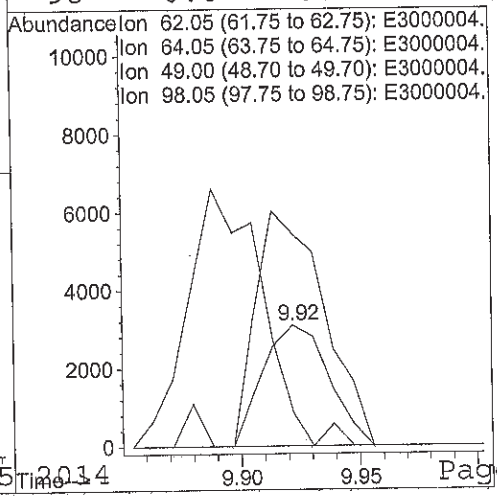

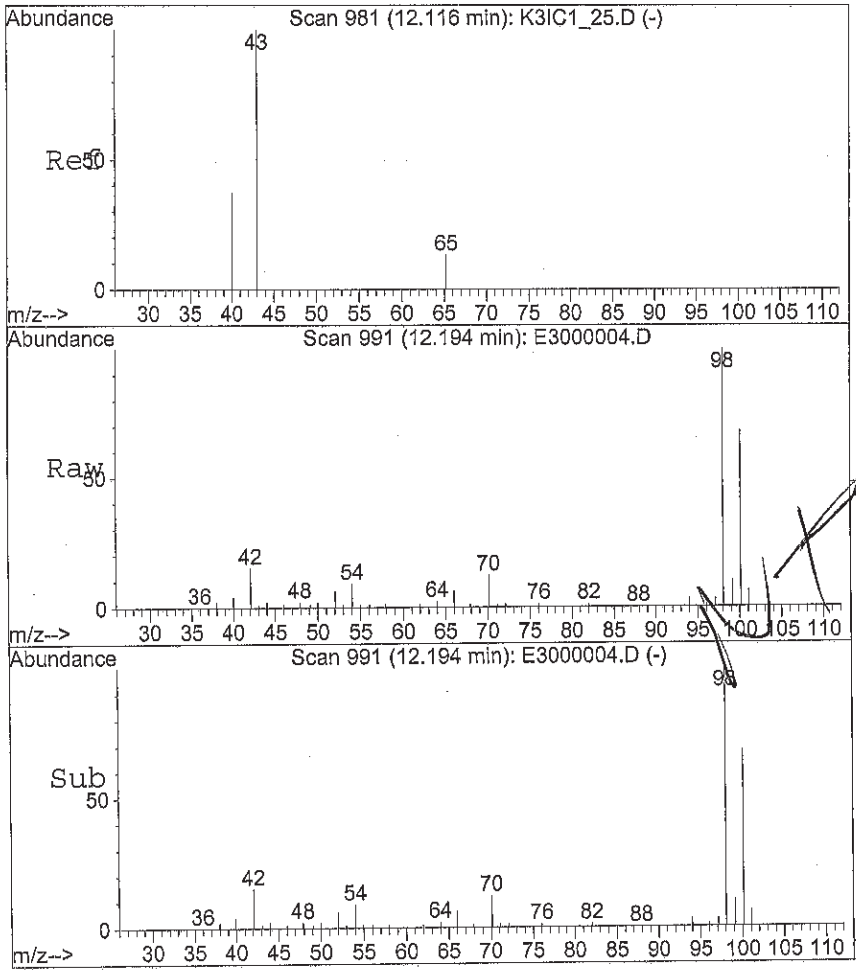

#40
(MIBK) 4-Methyl-2-Pentanone
Concen: 2.76 ug/L
RT: 12.19 min Scan# 991
Delta R.T. 0.08 min
Lab File: E3000004.D
Acq: 30 May 2014 9:51 am

Tgt Ion: 43 Resp: 7074

Ion	Ratio	Lower	Upper
43	100		
58	172.7	0.0	0.0#
85	0.0	0.0	0.0
100	13580.0	0.0	0.0#

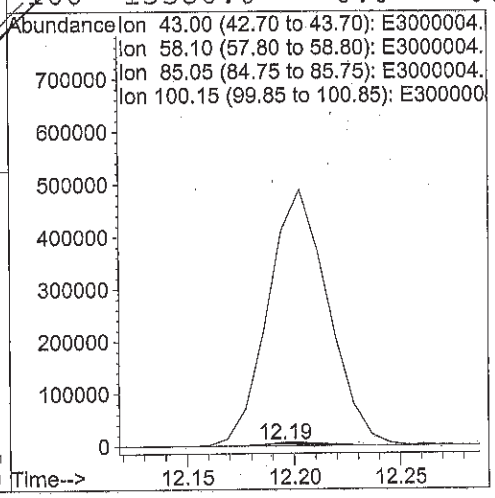

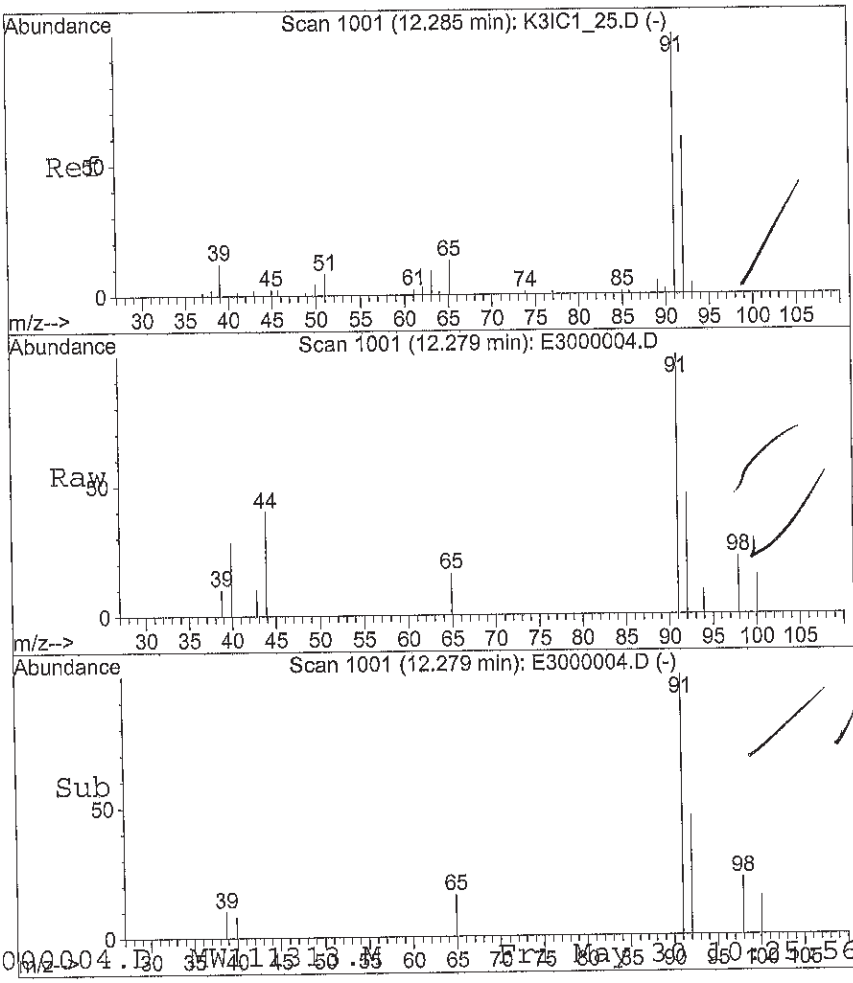

#41
Toluene
Concen: 0.63 ug/L
RT: 12.28 min Scan# 1001
Delta R.T. -0.01 min
Lab File: E3000004.D
Acq: 30 May 2014 9:51 am

Tgt Ion: 91 Resp: 11061

Ion	Ratio	Lower	Upper
91	100		
92	54.4	47.4	71.0

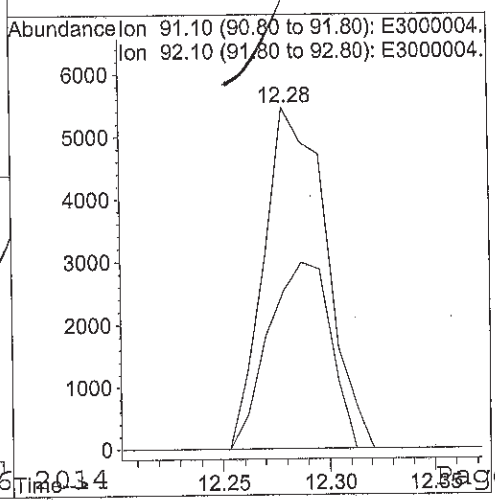

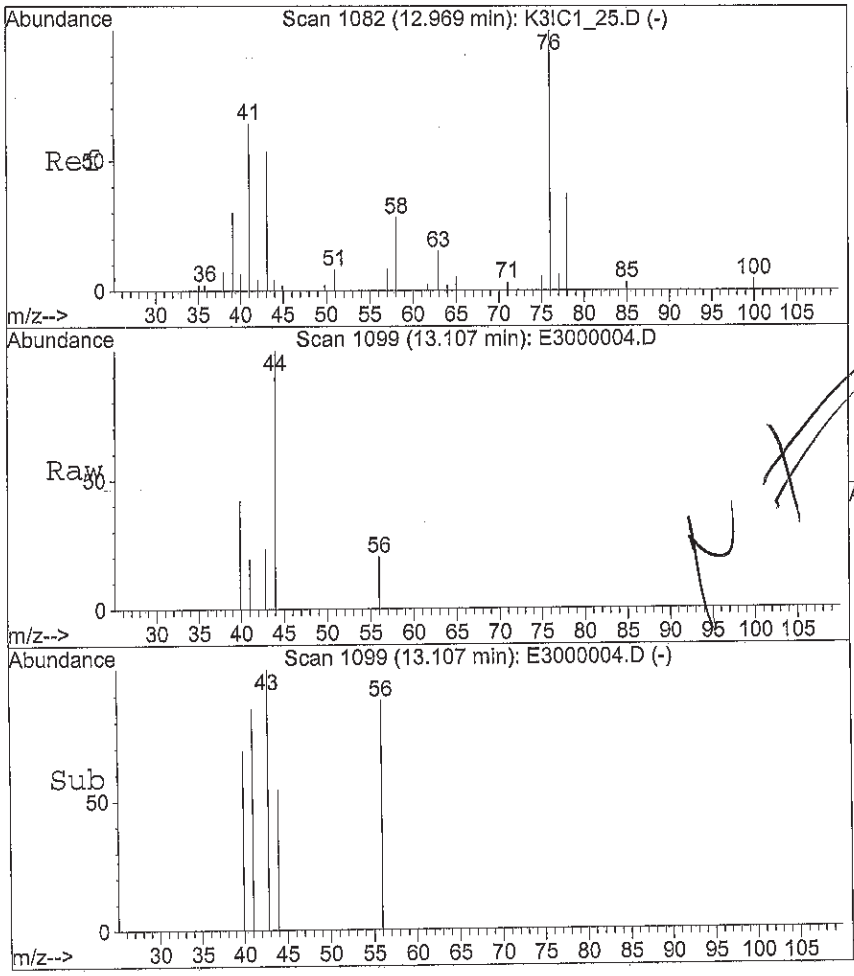

#46
2-Hexanone
Concen: 0.12 ug/L
RT: 13.11 min Scan# 1099
Delta R.T. 0.14 min
Lab File: E3000004.D
Acq: 30 May 2014 9:51 am

Tgt Ion: 43 Resp: 349

Ion	Ratio	Lower	Upper
43	100		
58	0.0	40.9	61.3#
100	0.0	5.5	8.3#
85	0.0	4.3	6.5#

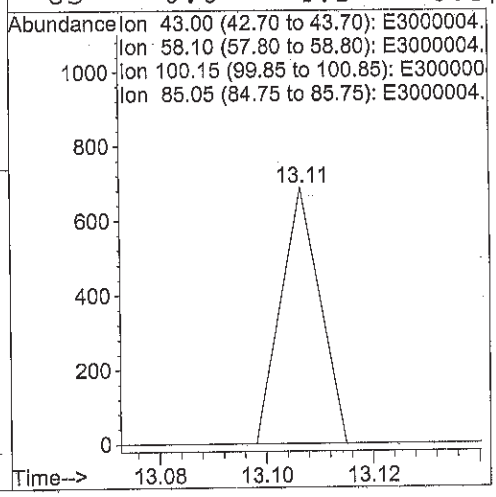

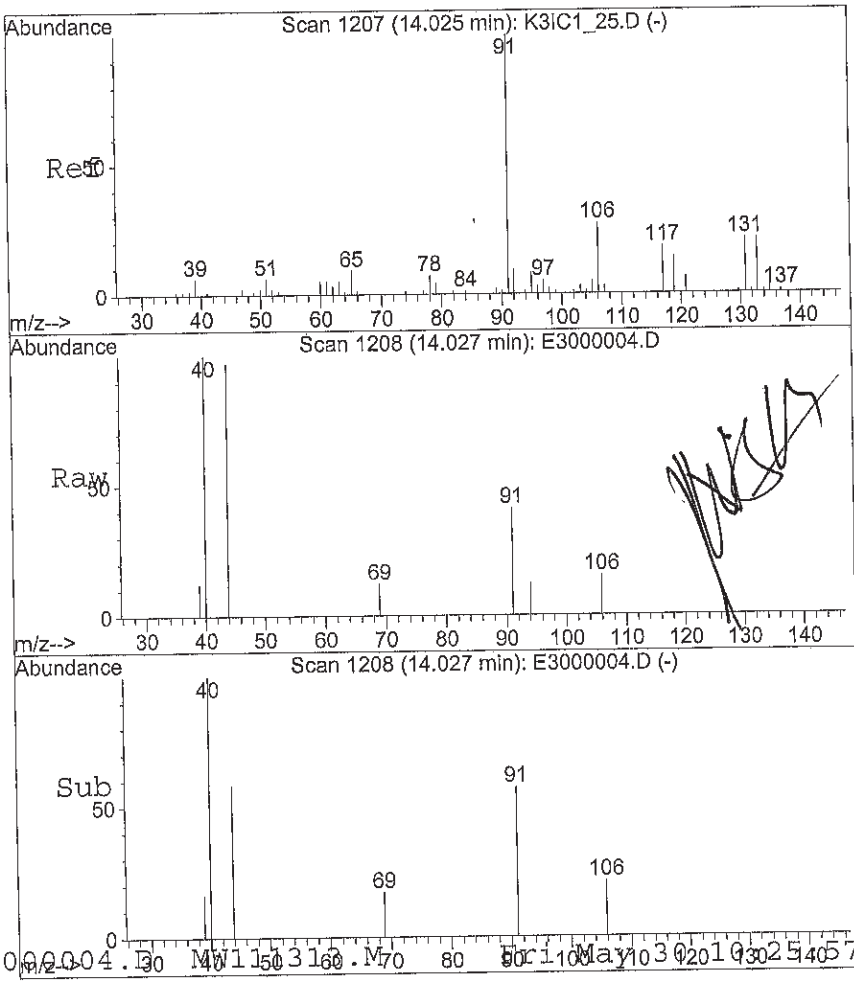

#51
Ethylbenzene
Concen: 0.17 ug/L
RT: 14.03 min Scan# 1208
Delta R.T. 0.00 min
Lab File: E3000004.D
Acq: 30 May 2014 9:51 am

Tgt Ion: 91 Resp: 3313

Ion	Ratio	Lower	Upper
91	100		
106	0.0	23.5	35.3#

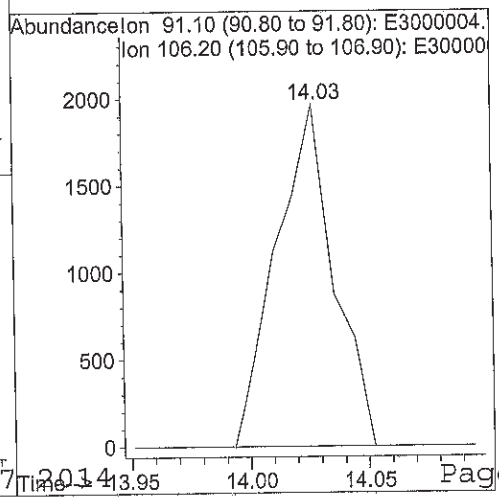

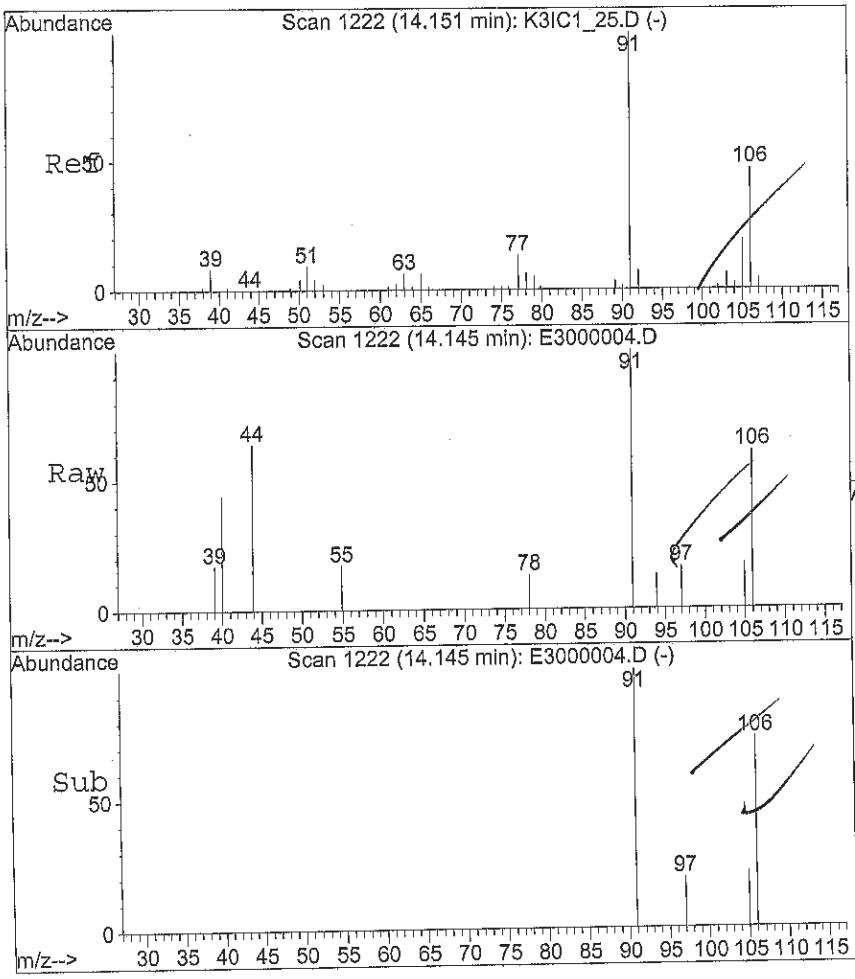

#52
m,p-Xylenes
Concen: 0.47 ug/L
RT: 14.15 min Scan# 1222
Delta R.T. -0.01 min
Lab File: E3000004.D
Acq: 30 May 2014 9:51 am

Tgt Ion:106 Resp: 3296

Ion	Ratio	Lower	Upper
106	100		
91	221.2	177.1	265.7

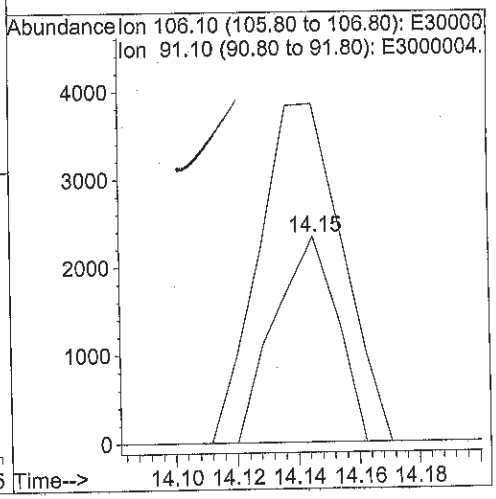

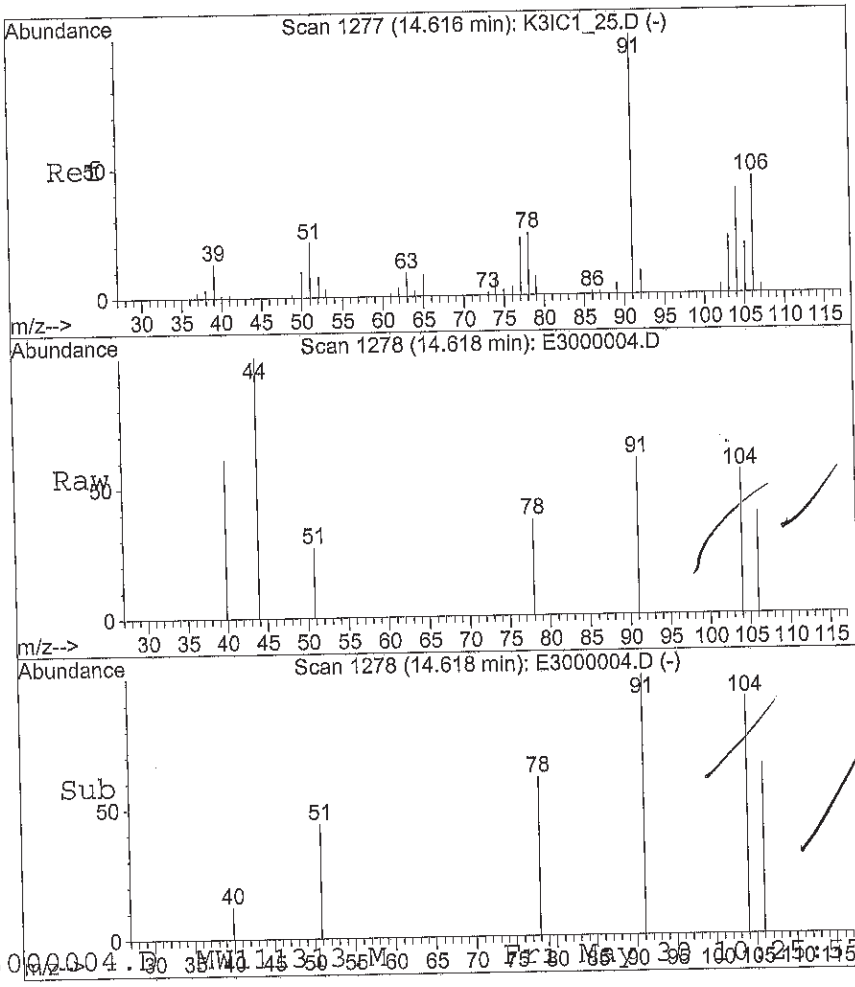

#53
o-Xylene
Concen: 0.11 ug/L
RT: 14.62 min Scan# 1278
Delta R.T. 0.00 min
Lab File: E3000004.D
Acq: 30 May 2014 9:51 am

Tgt Ion:106 Resp: 748

Ion	Ratio	Lower	Upper
106	100		
91	341.7	179.0	268.6#

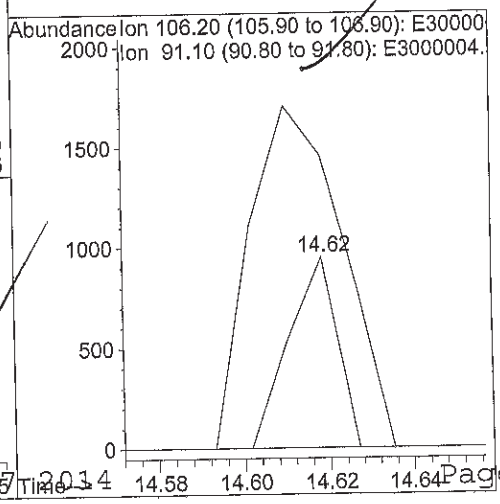

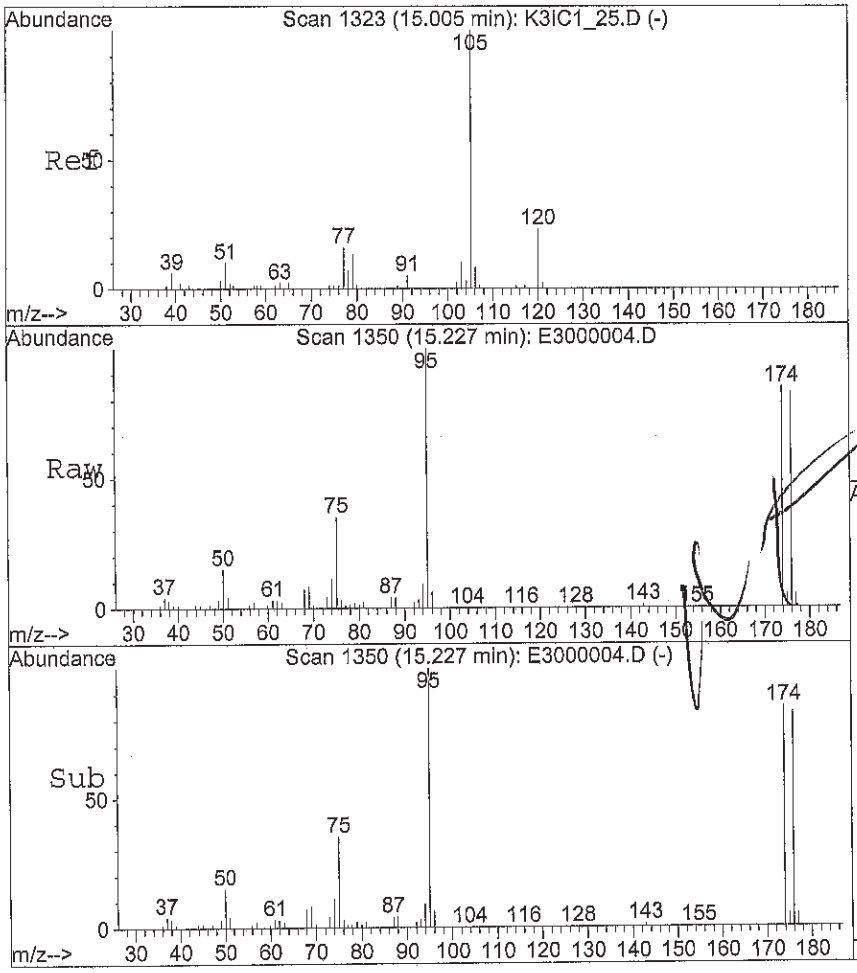

#56
Isopropylbenzene
Concen: 0.02 ug/L
RT: 15.23 min Scan# 1350
Delta R.T. 0.22 min
Lab File: E3000004.D
Acq: 30 May 2014 9:51 am

Tgt Ion:105 Resp: 414

Ion	Ratio	Lower	Upper
105	100		
120	0.0	19.3	28.9#
77	895.7	13.1	19.7#

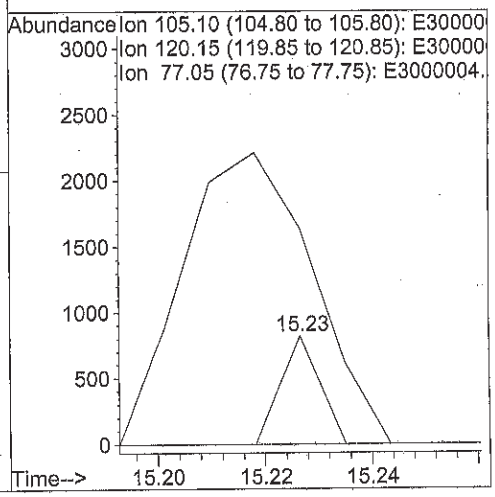

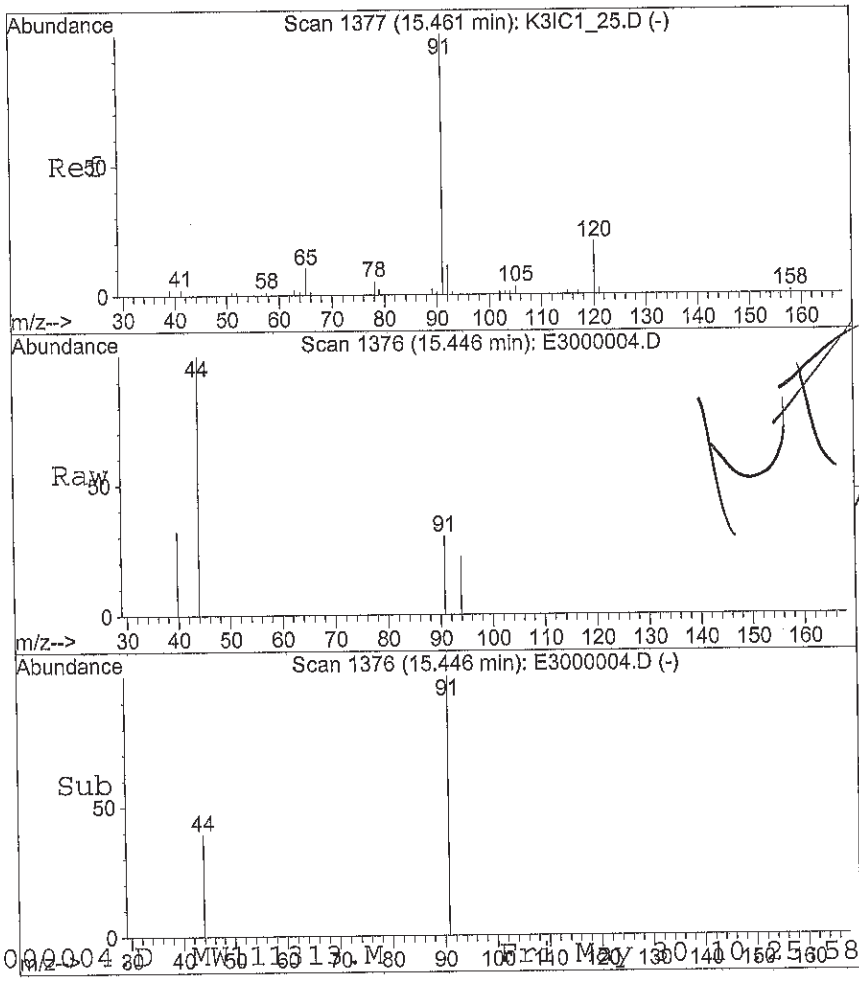

#62
n-Propylbenzene
Concen: 0.02 ug/L
RT: 15.45 min Scan# 1376
Delta R.T. -0.01 min
Lab File: E3000004.D
Acq: 30 May 2014 9:51 am

Tgt Ion: 91 Resp: 666

Ion	Ratio	Lower	Upper
91	100		
120	0.0	16.1	24.1#

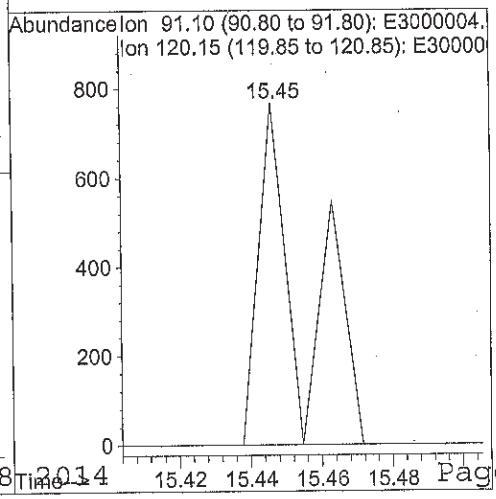

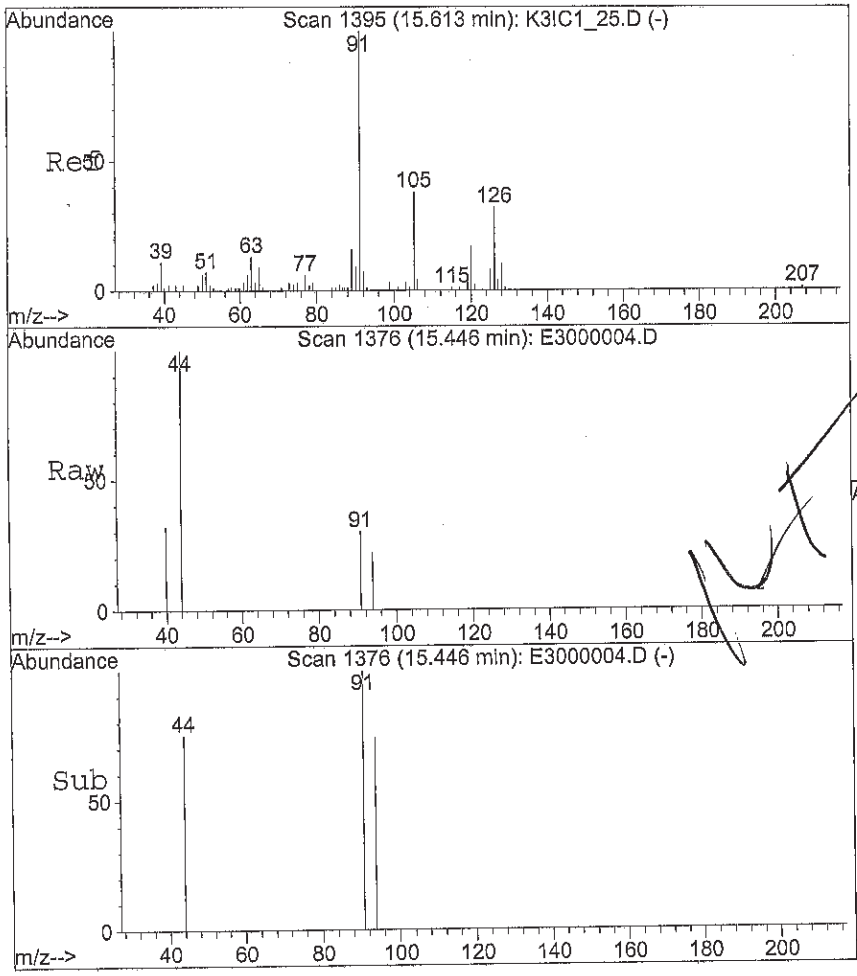

#63
2-Chlorotoluene
Concen: 0.04 ug/L
RT: 15.45 min Scan# 1376
Delta R.T. -0.17 min
Lab File: E3000004.D
Acq: 30 May 2014 9:51 am

Tgt Ion: 91 Resp: 666

Ion	Ratio	Lower	Upper
91	100		
126	0.0	24.0	36.0#

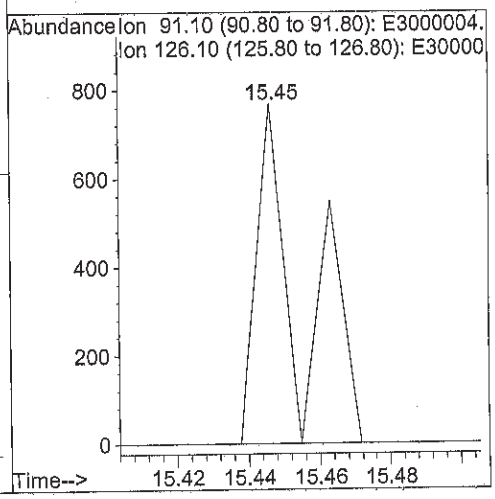

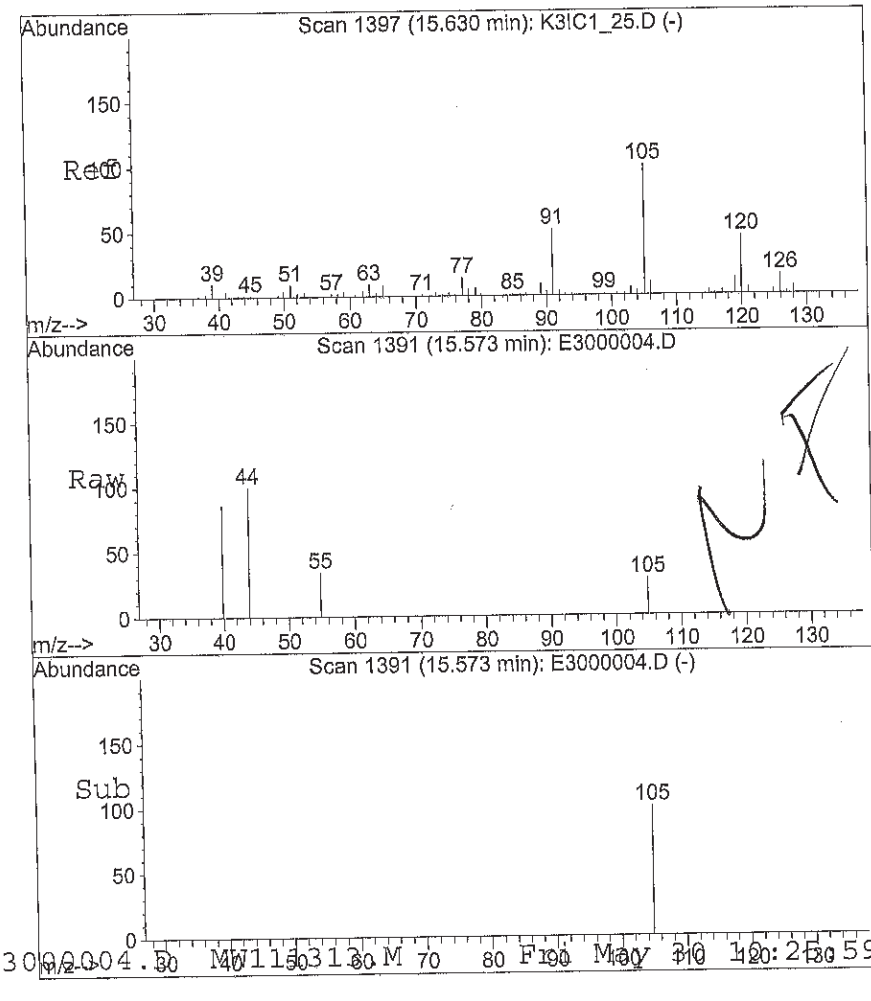

#64
1,3,5-Trimethylbenzene
Concen: 0.01 ug/L
RT: 15.57 min Scan# 1391
Delta R.T. -0.06 min
Lab File: E3000004.D
Acq: 30 May 2014 9:51 am

Tgt Ion:105 Resp: 259

Ion	Ratio	Lower	Upper
105	100		
120	0.0	36.4	54.6#

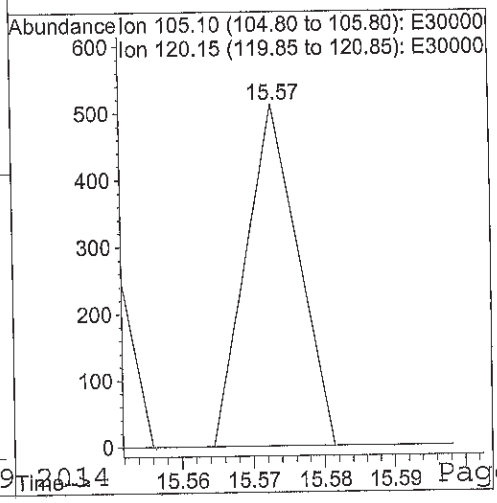

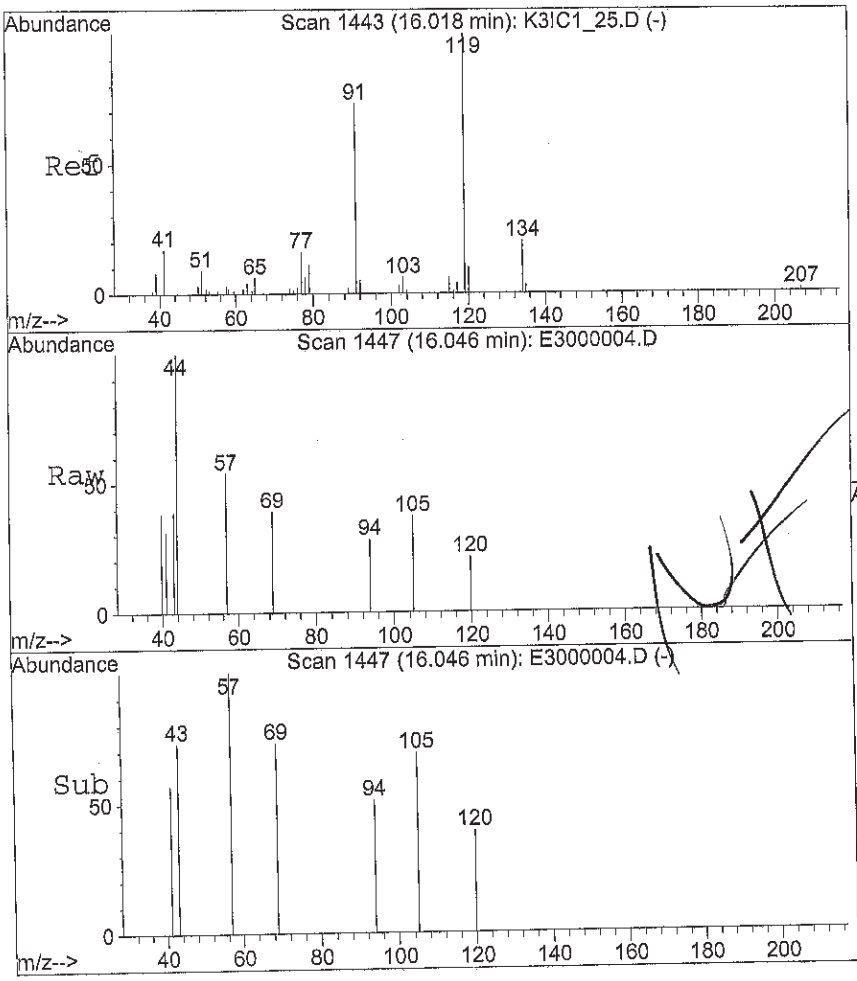

#66
tert-Butylbenzene
Concen: 0.02 ug/L
RT: 16.05 min Scan# 1447
Delta R.T. 0.03 min
Lab File: E3000004.D
Acq: 30 May 2014 9:51 am

Tgt Ion:119 Resp: 312

Ion	Ratio	Lower	Upper
119	100		
91	0.0	56.3	84.5#
134	0.0	16.1	24.1#

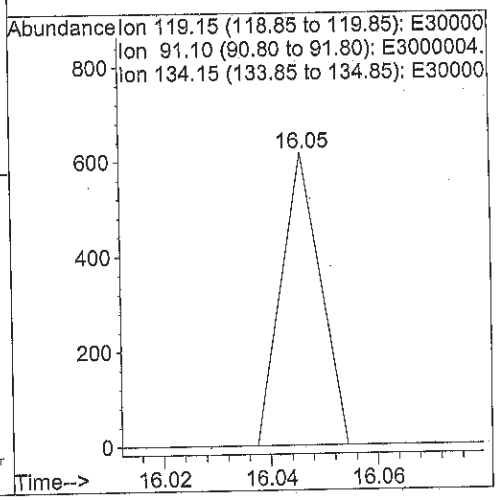

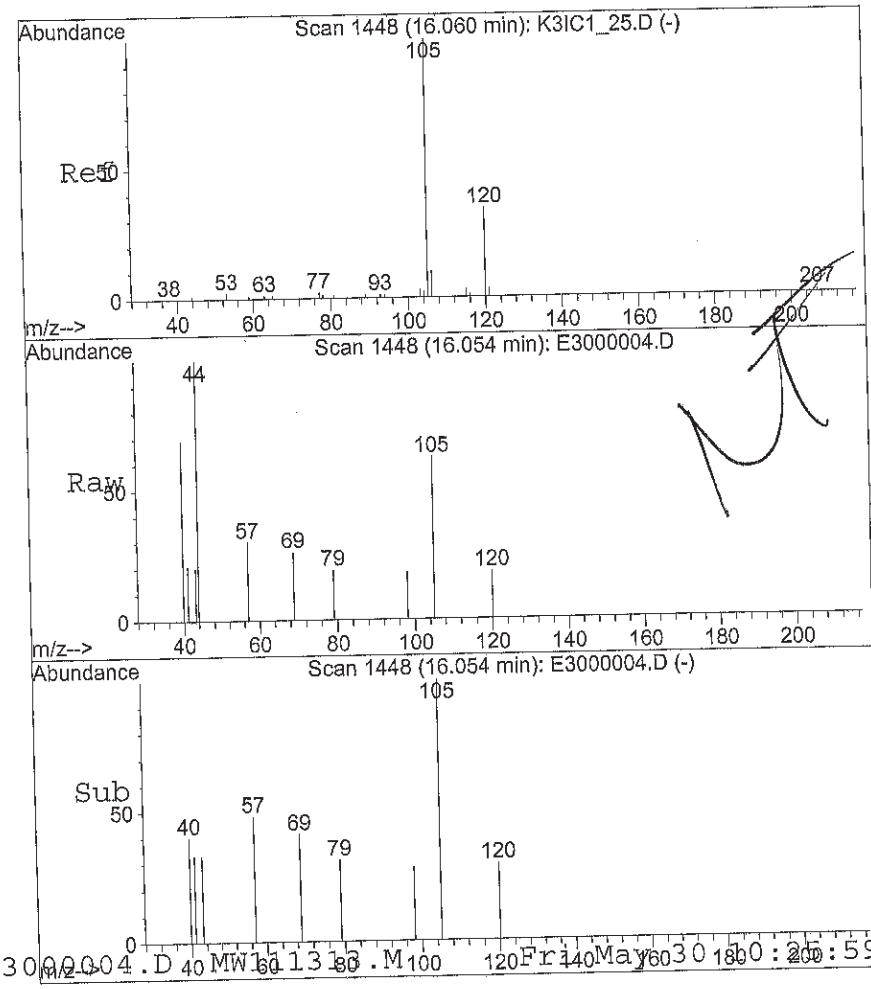

#67
1,2,4-Trimethylbenzene
Concen: 0.14 ug/L
RT: 16.05 min Scan# 1448
Delta R.T. -0.01 min
Lab File: E3000004.D
Acq: 30 May 2014 9:51 am

Tgt Ion:105 Resp: 2579

Ion	Ratio	Lower	Upper
105	100		
120	10.7	33.8	50.8#

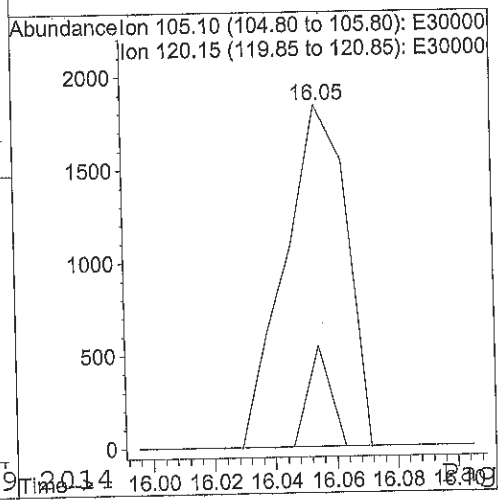

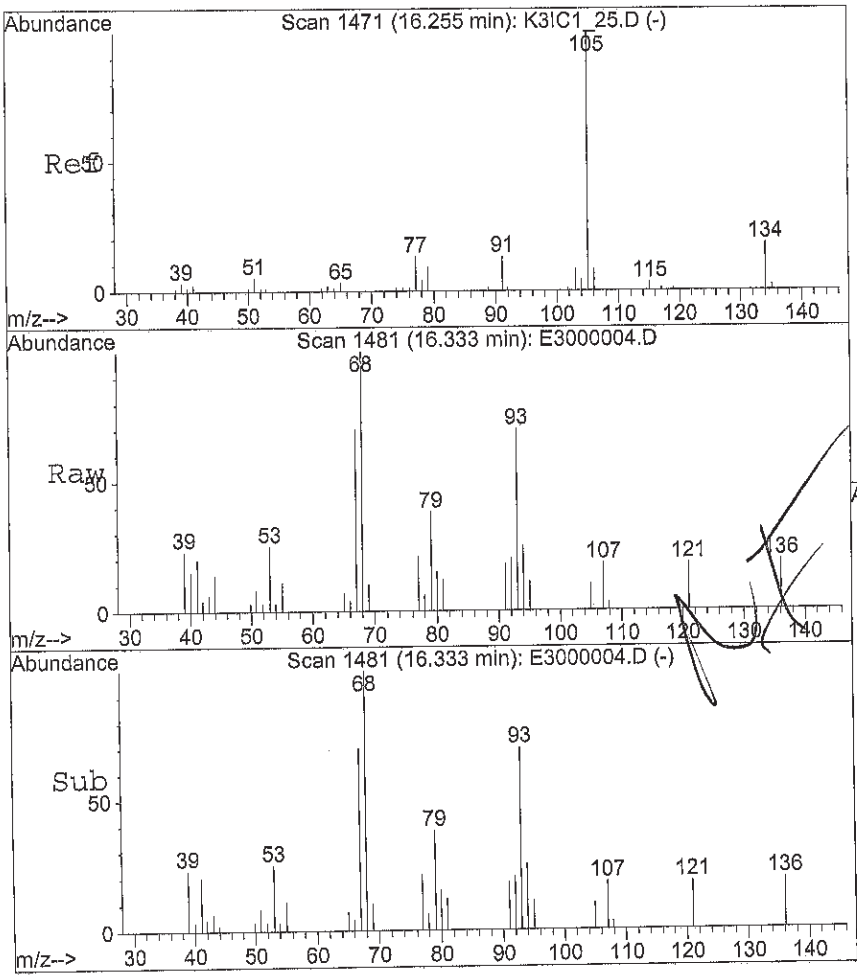

#68
sec-Butylbenzene
Concen: 0.08 ug/L
RT: 16.33 min Scan# 1481
Delta R.T. 0.08 min
Lab File: E3000004.D
Acq: 30 May 2014 9:51 am

Tgt Ion:105 Resp: 1916

Ion	Ratio	Lower	Upper
105	100		
134	0.0	13.0	19.6#

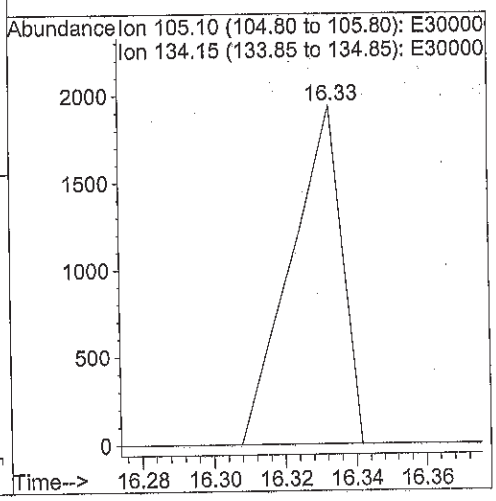

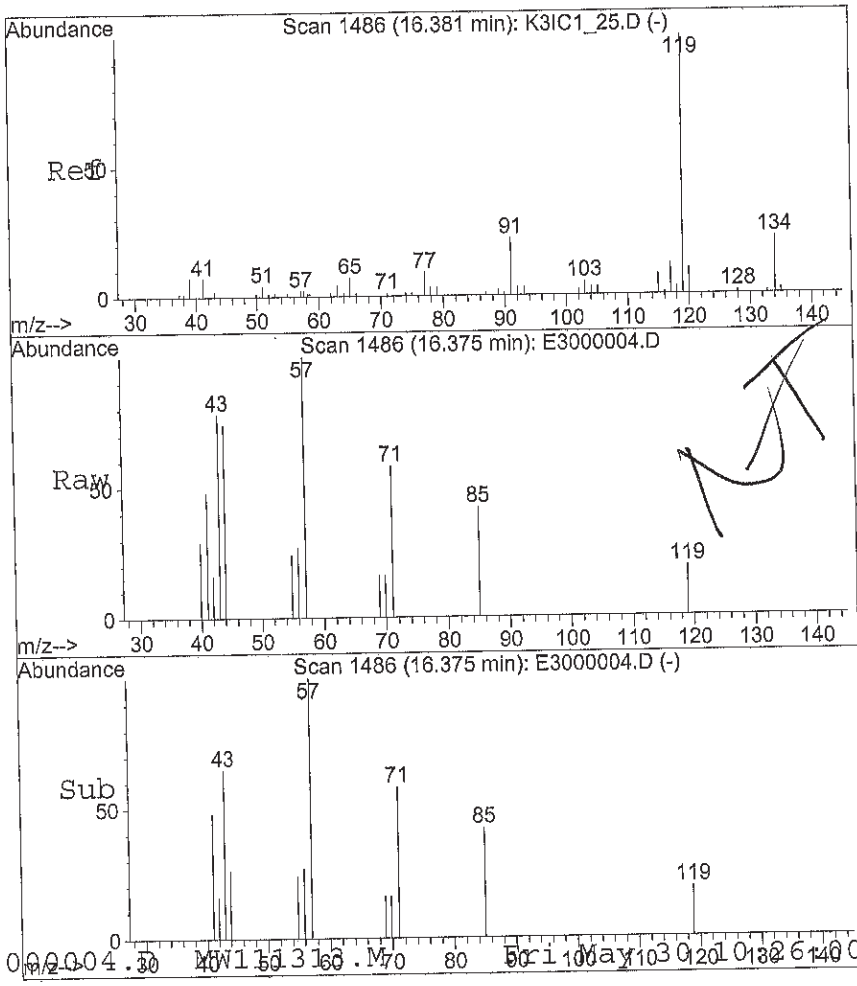

#69
p-Isopropyltoluene
Concen: 0.06 ug/L
RT: 16.38 min Scan# 1486
Delta R.T. -0.01 min
Lab File: E3000004.D
Acq: 30 May 2014 9:51 am

Tgt Ion:119 Resp: 1254

Ion	Ratio	Lower	Upper
119	100		
134	0.0	17.4	26.2#
91	0.0	19.6	29.4#

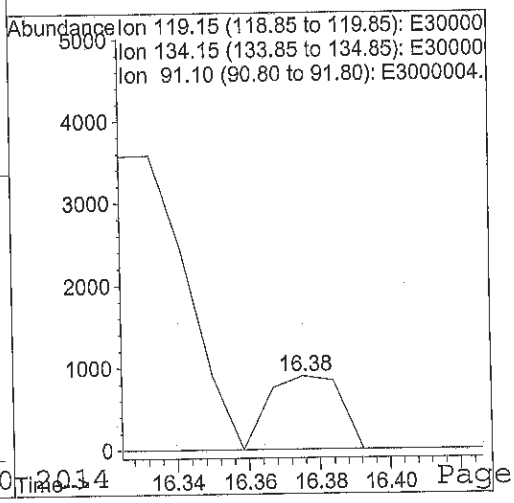

Quantitation Report (Not Reviewed)

Data File : C:\HPCHEM\1\DATA\053014L3\E3000004.D Vial: 3
Acq On : 30 May 2014 9:51 am Operator: DN
Sample : 3E43001-03 Inst : GC/MS Ins
Misc : 100cc SVL-846-SA5D-SV-5.0-6.0 Multiplr: 10.00
MS Integration Params: rteint.p
Quant Time: May 30 10:25 19114 Quant Results File: SS072713.RES

Quant Method : C:\HPCHEM\1\METHODS\SS072713.M (RTE Integrator)
Title : 8260B GC/MS #3 ICAL SSSF 07/27/13 DN
Last Update : Mon Nov 18 10:31:39 2013
Response via : Initial Calibration
DataAcq Meth : MW111313

Internal Standards	R.T.	QIon	Response	Conc	Units	Dev(Min)
1) Fluorobenzene (IS)	10.29	96	1575066	12.50	ug/L	-0.03
7) Chlorobenzene-d5 (IS)	13.92	117	1285620	12.50	ug/L	-0.01
10) 1,4-Dichlorobenzene-d4 (IS	16.50	152	708804	12.50	ug/L	-0.01
System Monitoring Compounds						
2) Dibromofluoromethane (SU1)	9.42	113	460483	11.24	ug/L	-0.01
Spiked Amount 12.500	Range 75 - 125		Recovery = 89.92%			
3) Chloroform-d (SU6)	9.18	84	698348	11.88	ug/L	-0.01
Spiked Amount 12.500	Range 70 - 140		Recovery = 95.04%			
4) Methylene Chloride-d2 (SU5	7.07	86	402830	11.73	ug/L	-0.01
Spiked Amount 12.500	Range 70 - 140		Recovery = 93.84%			
5) 1,2-Dichloroethane-d4 (SU2	9.90	65	437810	15.64	ug/L	0.00
Spiked Amount 12.500	Range 75 - 125		Recovery = 125.12%#			
6) Benzene-d6 (SU7)	9.92	84	1347638	10.90	ug/L	-0.03
Spiked Amount 12.500	Range 70 - 140		Recovery = 87.20%			
8) Toluene-d8 (SU3)	12.20	98	1443837	11.84	ug/L	-0.02
Spiked Amount 12.500	Range 75 - 125		Recovery = 94.72%			
9) 4-Bromofluorobenzene (SU4)	15.22	95	724001	14.38	ug/L	-0.01
Spiked Amount 12.500	Range 75 - 125		Recovery = 115.04%			

Target Compounds Qvalue

(#) = qualifier out of range (m) = manual integration

Quantitation Report

Data File : C:\HPCHEM\1\DATA\053014L3\E3000004.D
Acq On : 30 May 2014 9:51 am
Sample : 3E43001-03
Misc : 100cc SVL-846-SA5D-SV-5.0-6.0
MS Integration Params: rteint.p
Quant Time: May 30 10:25 19114

Vial: 3
Operator: DN
Inst : GC/MS Ins
Multiplr: 10.00

Quant Results File: SS072713.RES

Method : C:\HPCHEM\1\METHODS\SS072713.M (RTE Integrator)
Title : 8260B GC/MS #3 ICAL SSSF 07/27/13 DN
Last Update : Mon Nov 18 10:31:39 2013
Response via : Initial Calibration



Quantitation Report (Not Reviewed)

Data File : C:\HPCHEM\1\DATA\053014L3\E3000005.D Vial: 4
Acq On : 30 May 2014 10:24 am Operator: DN
Sample : 3E43001-04 Inst : GC/MS Ins
Misc : 100cc SVL-546-SA5D-SV-10.0-11.0 Multiplr: 10.00
MS Integration Params: rteint.p
Quant Time: May 30 11:11 19114 Quant Results File: MW111313.RES

Quant Method : C:\HPCHEM\1\METHODS\MW111313.M (RTE Integrator)
Title : 8260B GC/MS #3 ICAL 11/13/13 DN
Last Update : Wed Nov 13 19:38:32 2013
Response via : Initial Calibration
DataAcq Meth : MW111313

Internal Standards	R.T.	QIon	Response	Conc Units	Dev(Min)
1) Fluorobenzene (IS)	10.28	96	1495954	12.50 ug/L	0.00
38) Chlorobenzene-d5 (IS)	13.92	117	1233484	12.50 ug/L	0.00
59) 1,4-Dichlorobenzene-d4 (IS	16.50	152	698417	12.50 ug/L	0.00
System Monitoring Compounds					
2) Dibromofluoromethane (SU1)	9.42	113	438969	11.76 ug/L	0.00
Spiked Amount 12.500	Range 75 - 125		Recovery = 94.08%		
28) 1,2-Dichloroethane-d4 (SU2	9.90	65	425375	11.99 ug/L	0.00
Spiked Amount 12.500	Range 75 - 125		Recovery = 95.92%		
39) Toluene-d8 (SU3)	12.20	98	1374561	11.95 ug/L	0.00
Spiked Amount 12.500	Range 75 - 125		Recovery = 95.60%		
58) 4-Bromofluorobenzene (SU4)	15.22	95	706585	14.01 ug/L	0.00
Spiked Amount 12.500	Range 75 - 125		Recovery = 112.08%		
Target Compounds					Qvalue
4) Chloromethane	4.39	50	1704	-0.54 ug/L #	75
6) Bromomethane	5.08	96	9816	4.19 ug/L #	48
7) Chloroethane	5.22	64	2180	2.44 ug/L #	32
8) (F11) Trichlorofluorometha	5.64	101	295	0.07 ug/L #	16
11) Acetone	6.45	58	2214	179.93 ug/L #	1
12) (IPA) Leak Check Compound	6.48	45	186642	1038.28 ug/L	83
13) Carbon disulfide	6.85	76	28970	2.33 ug/L	97
14) Methylene Chloride	7.08	84	6218	1.51 ug/L #	9
15) (TBA) tert-Butanol	6.97	59	280	1.10 ug/L #	77
24) Chloroform	9.22	83	1678	0.21 ug/L #	1
25) (ETBE) 2-ethoxy 2-methyl p	8.54	59	1541	0.14 ug/L #	44
31) Benzene	9.98	78	6329	0.45 ug/L #	66
32) 1,2-Dichloroethane	9.92	62	5828	1.17 ug/L #	1
35) Dibromomethane	11.37	93	311	0.12 ug/L #	5
40) (MIBK) 4-Methyl-2-Pentanon	12.20	43	8014	3.26 ug/L #	100
41) Toluene	12.28	91	8622	0.51 ug/L	88
46) 2-Hexanone	12.84	43	638	0.24 ug/L #	37
51) Ethylbenzene	14.14	91	5494	0.29 ug/L	89
52) m,p-Xylenes	14.14	106	2438	0.36 ug/L	98
53) o-Xylene	14.61	106	352	0.05 ug/L #	1
54) Styrene	14.62	104	2677	-0.59 ug/L #	58
56) Isopropylbenzene	15.21	105	984	0.05 ug/L #	1

(#) = qualifier out of range (m) = manual integration

Quantitation Report (Not Reviewed)

Data File : C:\HPCHEM\1\DATA\053014L3\E3000005.D Vial: 4
Acq On : 30 May 2014 10:24 am Operator: DN
Sample : 3E43001-04 Inst : GC/MS Ins
Misc : 100cc SVL-546-SA5D-SV-10.0-11.0 Multiplr: 10.00
MS Integration Params: rteint.p
Quant Time: May 30 11:11 19114 Quant Results File: MW111313.RES

Quant Method : C:\HPCHEM\1\METHODS\MW111313.M (RTE Integrator)
Title : 8260B GC/MS #3 ICAL 11/13/13 DN
Last Update : Wed Nov 13 19:38:32 2013
Response via : Initial Calibration
DataAcq Meth : MW111313

Compound	R.T.	QIon	Response	Conc Unit	Qvalue
57) 1,2,3-Trichloropropane	15.30	75	298	0.06 ~~ug/L~~ # SM	36
62) n-Propylbenzene	15.45	91	296	0.01 ~~ug/L~~ #	56
63) 2-Chlorotoluene	15.45	91	296	0.02 ~~ug/L~~ #	45
64) 1,3,5-Trimethylbenzene	15.54	105	347	0.02 ~~ug/L~~ #	31
67) 1,2,4-Trimethylbenzene	16.05	105	1073	0.06 ~~ug/L~~ #	81
68) sec-Butylbenzene	16.33	105	1612	0.07 ~~ug/L~~ #	62
69) p-Isopropyltoluene	16.37	119	384	0.02 ~~ug/L~~ #	52

(#) = qualifier out of range (m) = manual integration

Quantitation Report

Data File : C:\HPCHEM\1\DATA\053014L3\E3000005.D Vial: 4
Acq On : 30 May 2014 10:24 am Operator: DN
Sample : 3E43001-04 Inst : GC/MS Ins
Misc : 100cc SVL-546-SA5D-SV-10.0-11.0 Multiplr: 10.00
MS Integration Params: rteint.p
Quant Time: May 30 11:11 19114 Quant Results File: MW111313.RES

Method : C:\HPCHEM\1\METHODS\MW111313.M (RTE Integrator)
Title : 8260B GC/MS #3 ICAL 11/13/13 DN
Last Update : Wed Nov 13 19:38:32 2013
Response via : Initial Calibration

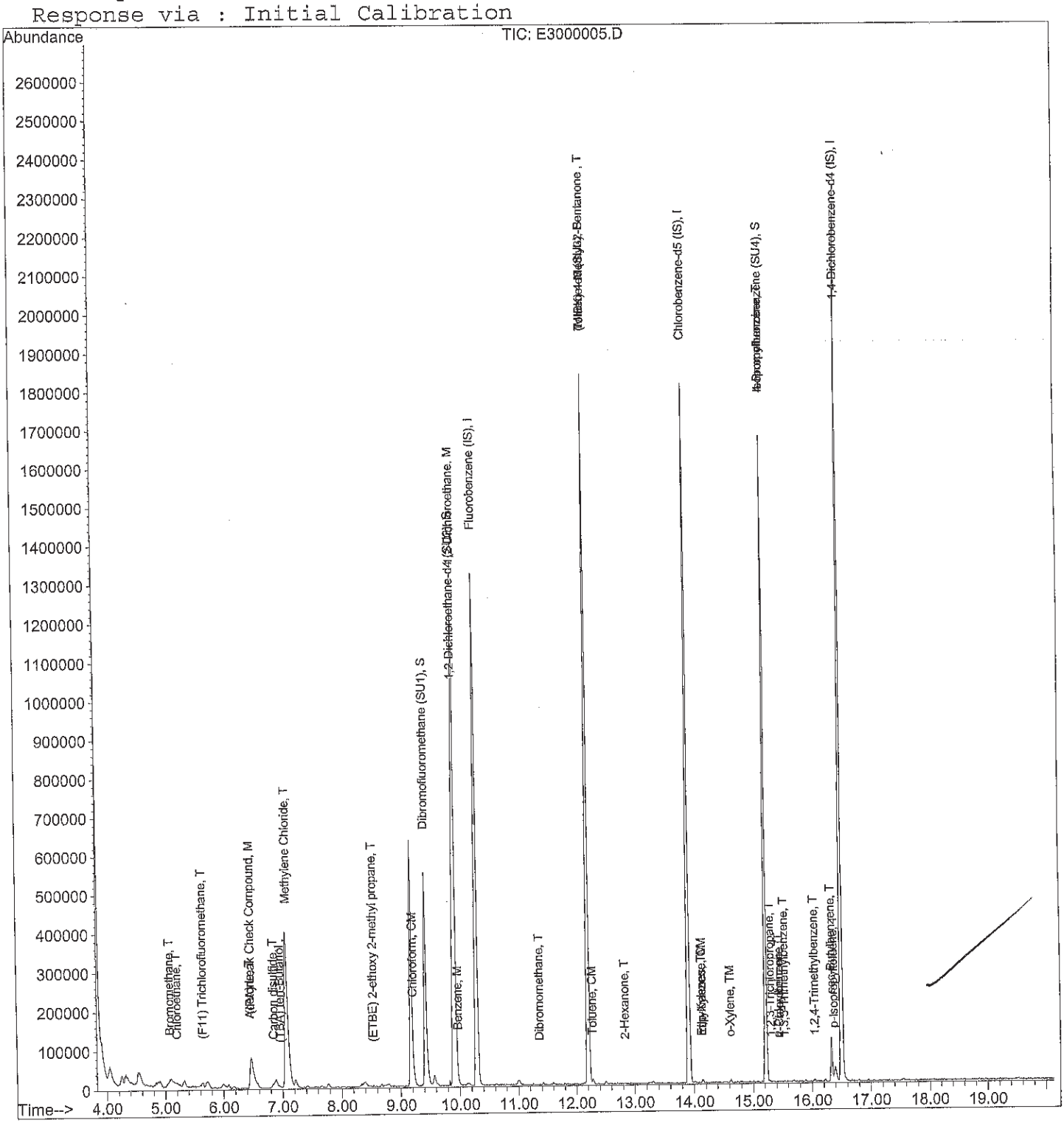

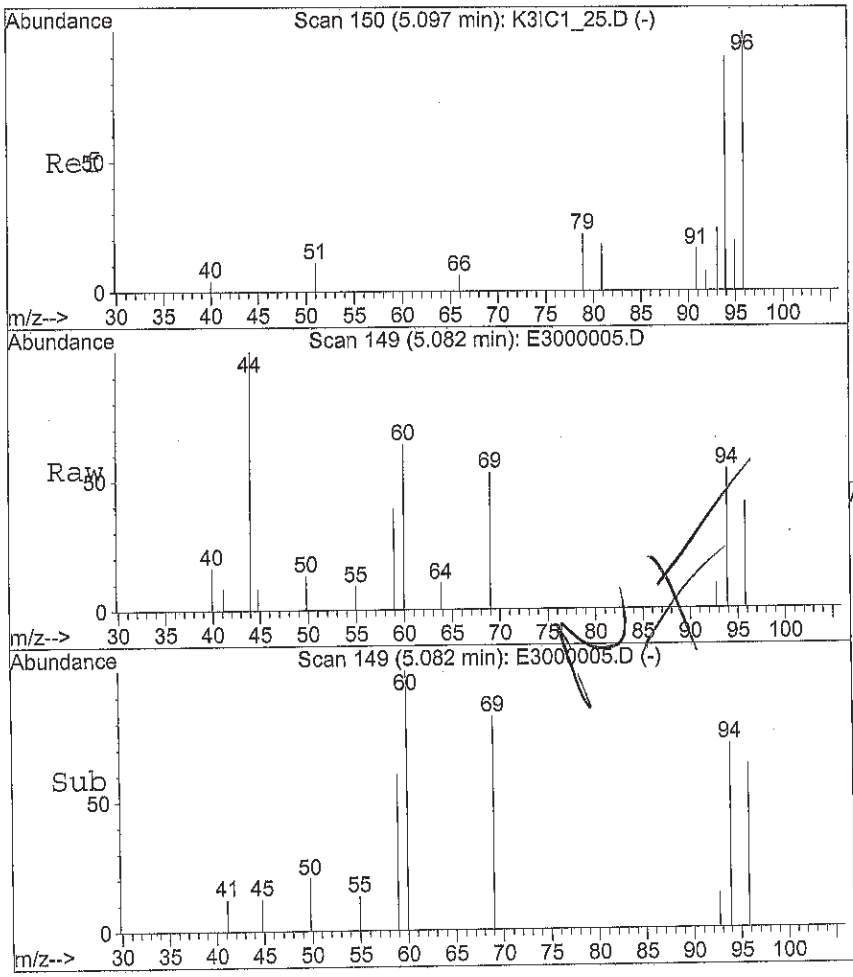

#6
Bromomethane
Concen: 4.19 ug/L
RT: 5.08 min Scan# 149
Delta R.T. -0.01 min
Lab File: E3000005.D
Acq: 30 May 2014 10:24 am

Tgt Ion: 96 Resp: 9816

Ion	Ratio	Lower	Upper
96	100		
94	185.8	101.0	151.4#

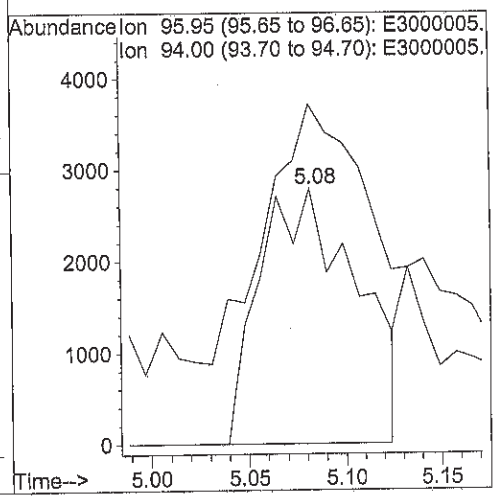

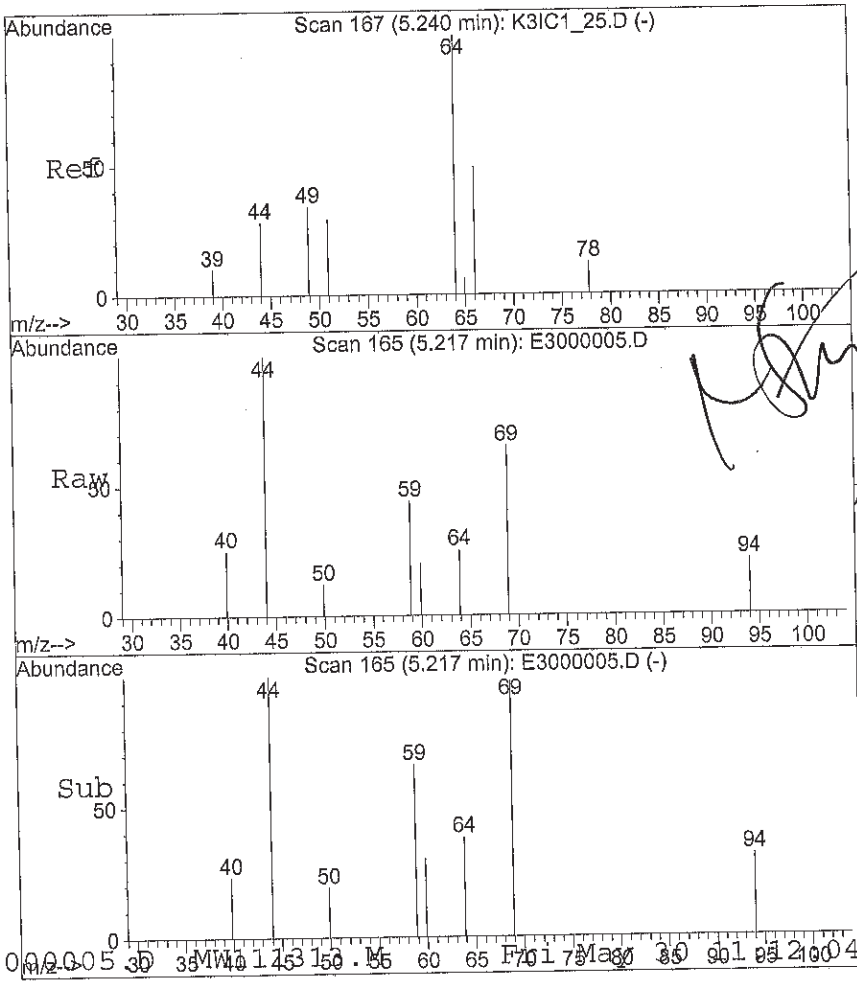

#7
Chloroethane
Concen: 2.44 ug/L
RT: 5.22 min Scan# 165
Delta R.T. -0.02 min
Lab File: E3000005.D
Acq: 30 May 2014 10:24 am

Tgt Ion: 64 Resp: 2180

Ion	Ratio	Lower	Upper
64	100		
66	0.0	35.4	53.0#

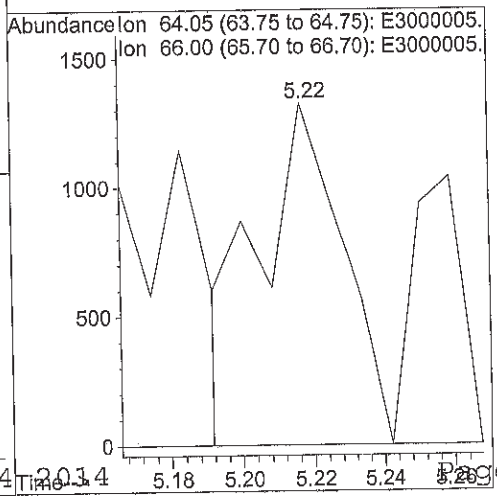

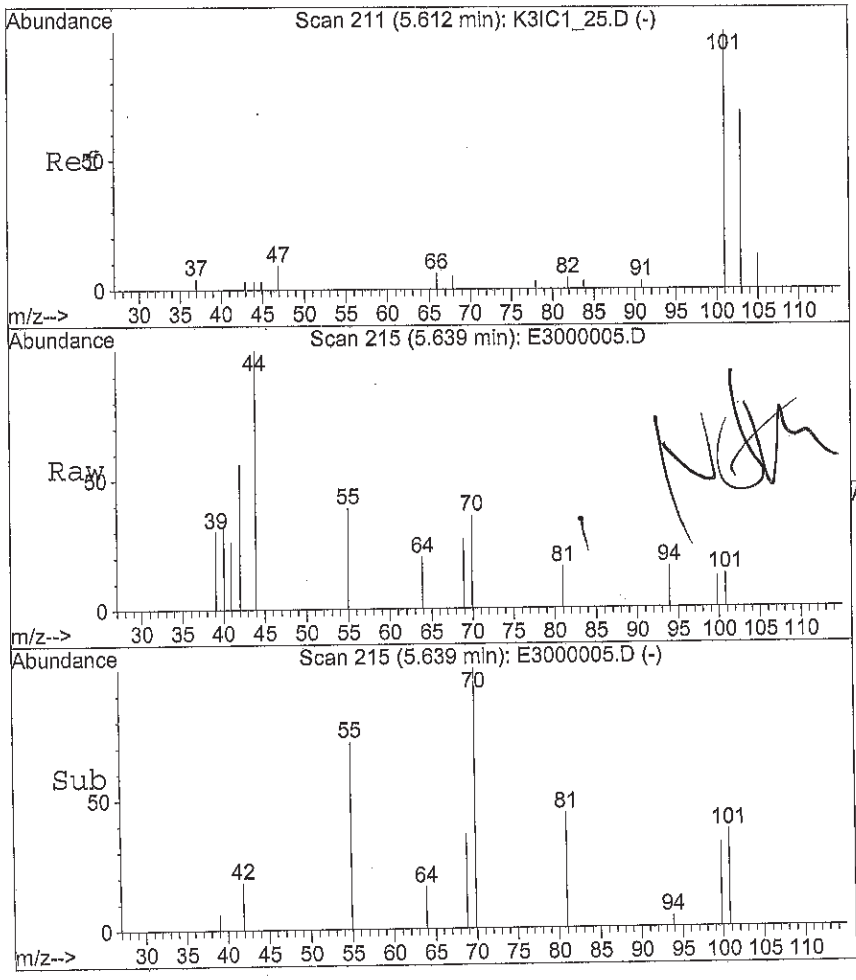

#8
(F11) Trichlorofluoromethane
Concen: 0.07 ug/L
RT: 5.64 min Scan# 215
Delta R.T. 0.03 min
Lab File: E3000005.D
Acq: 30 May 2014 10:24 am

Tgt Ion:101 Resp: 295

Ion	Ratio	Lower	Upper
101	100		
103	0.0	54.5	81.7#

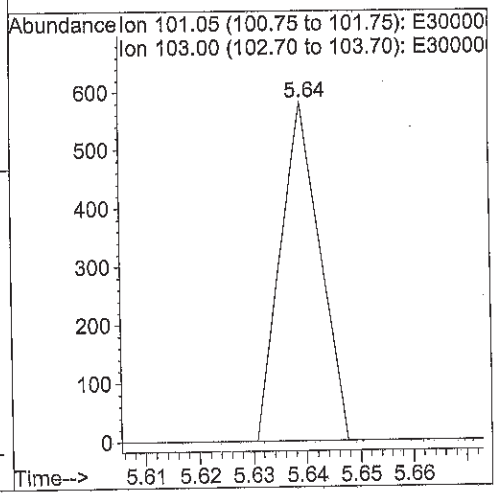

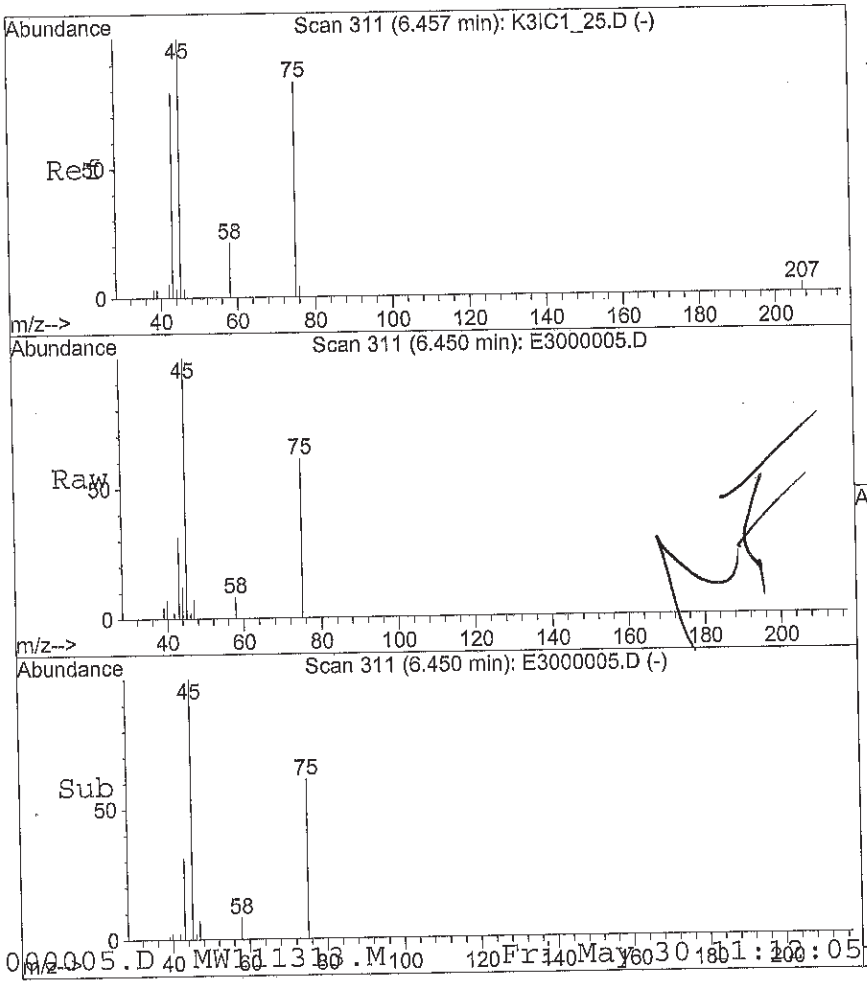

#11
Acetone
Concen: 179.93 ug/L
RT: 6.45 min Scan# 311
Delta R.T. -0.01 min
Lab File: E3000005.D
Acq: 30 May 2014 10:24 am

Tgt Ion: 58 Resp: 2214

Ion	Ratio	Lower	Upper
58	100		
43	0.0	360.9	541.3#

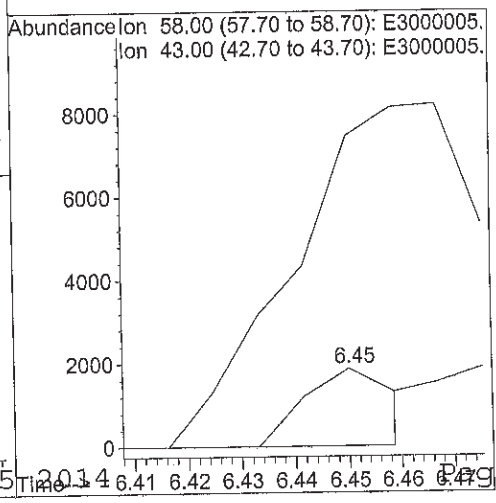

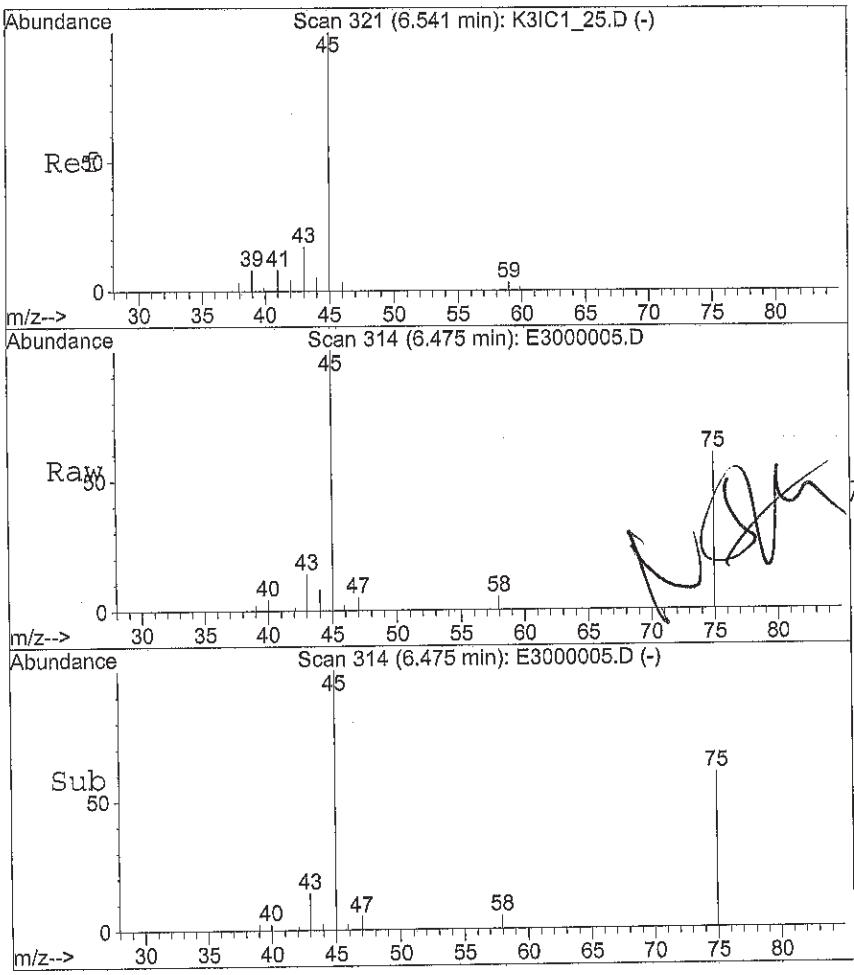

#12
(IPA) Leak Check Compound
Concen: 1038.28 ug/L
RT: 6.48 min Scan# 314
Delta R.T. -0.07 min
Lab File: E3000005.D
Acq: 30 May 2014 10:24 am

Tgt Ion: 45 Resp: 186642

Ion	Ratio	Lower	Upper
45	100		
39	0.2	4.9	7.3#

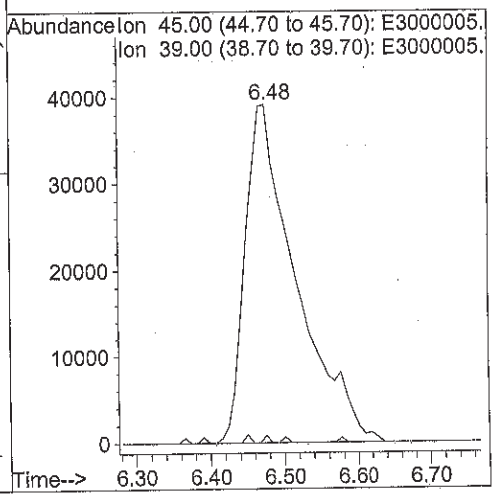

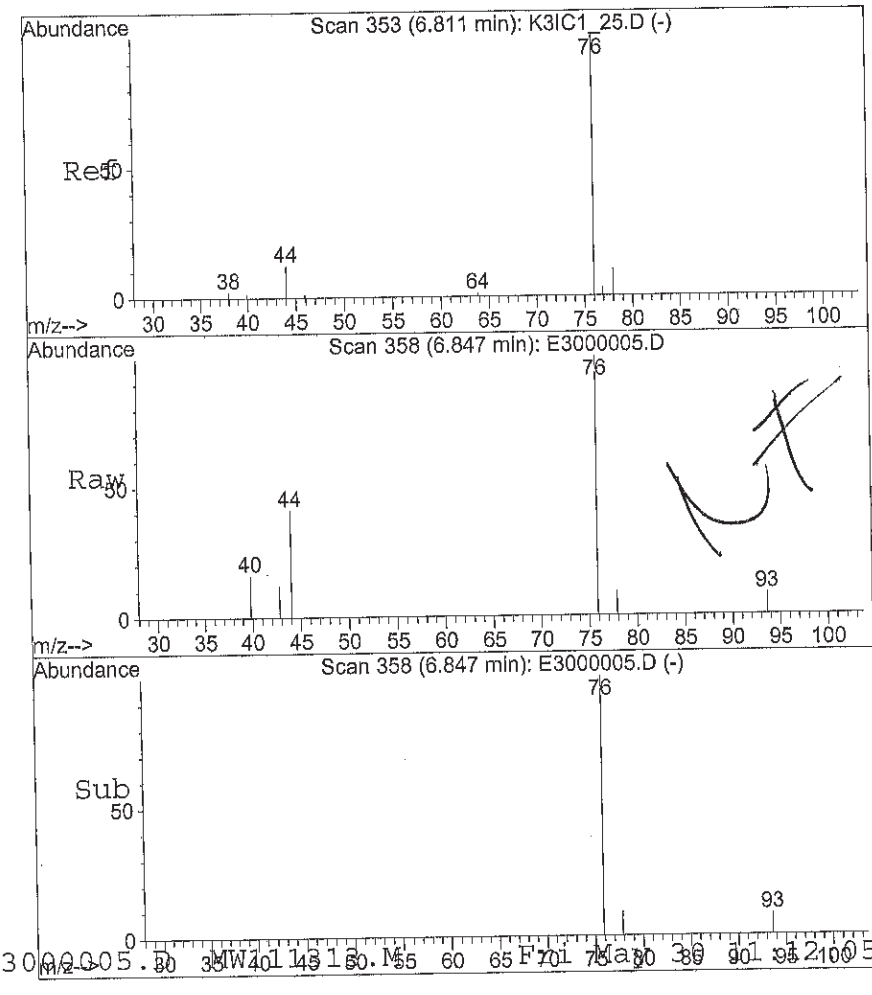

#13
Carbon disulfide
Concen: 2.33 ug/L
RT: 6.85 min Scan# 358
Delta R.T. 0.04 min
Lab File: E3000005.D
Acq: 30 May 2014 10:24 am

Tgt Ion: 76 Resp: 28970

Ion	Ratio	Lower	Upper
76	100		
78	7.6	7.0	10.4

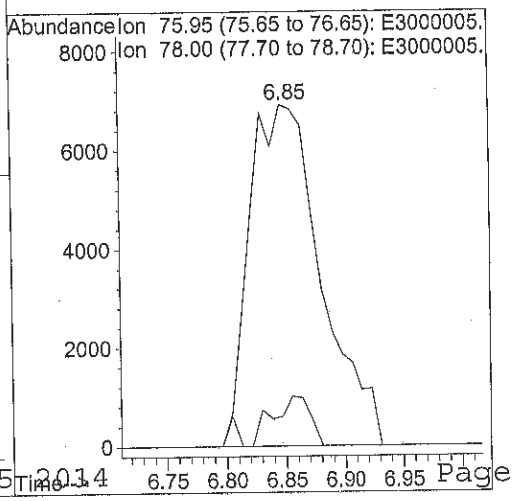

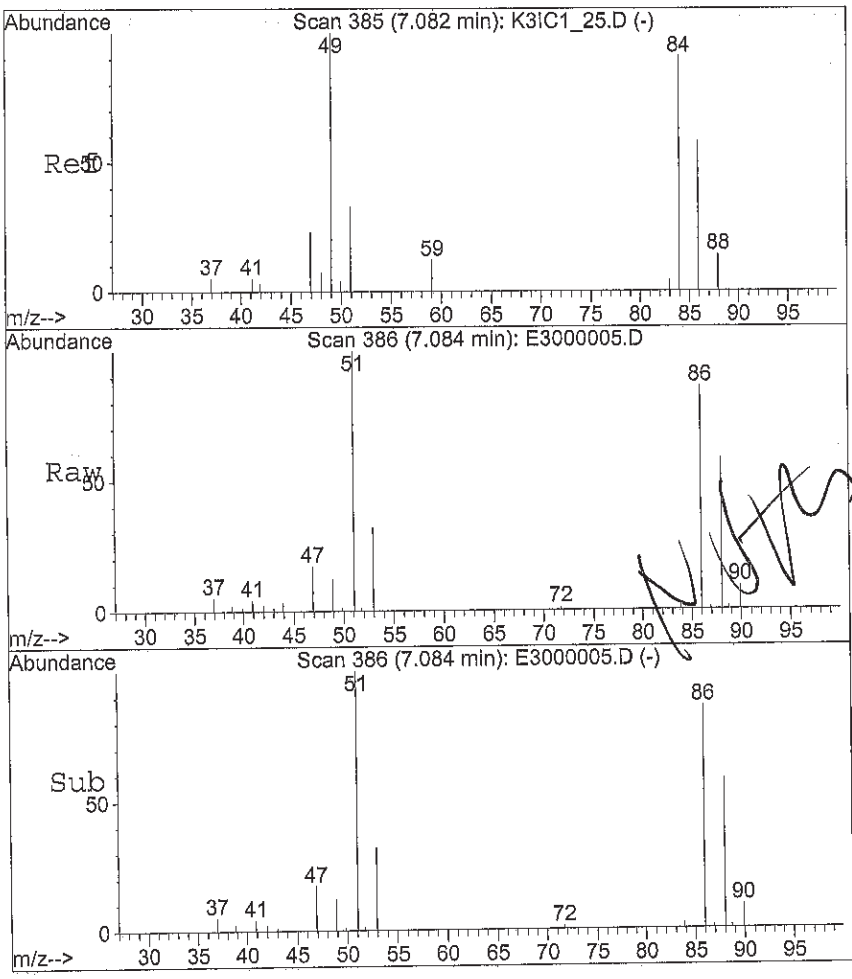

#14
Methylene Chloride
Concen: 1.51 ug/L
RT: 7.08 min Scan# 386
Delta R.T. 0.00 min
Lab File: E3000005.D
Acq: 30 May 2014 10:24 am

Tgt Ion: 84 Resp: 6218

Ion	Ratio	Lower	Upper
84	100		
49	0.0	89.8	134.6#
86	0.0	51.1	76.7#
51	0.0	28.5	42.7#

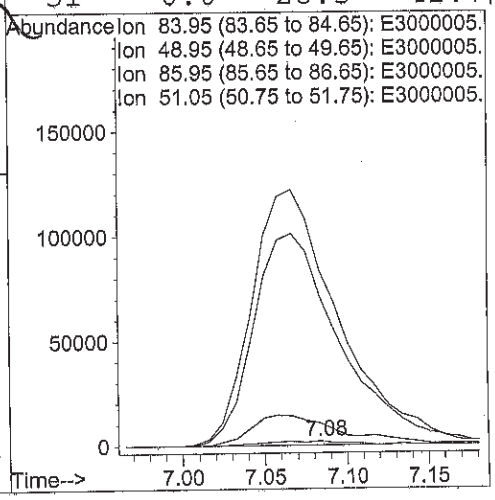

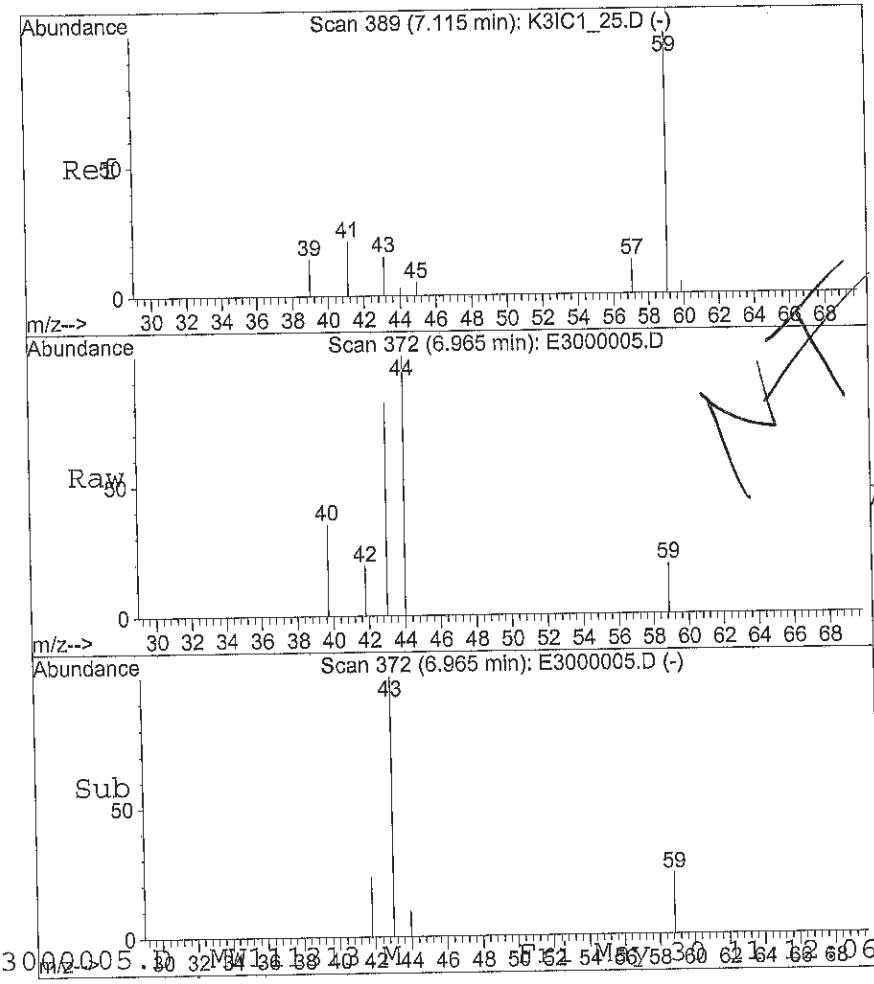

#15
(TBA) tert-Butanol
Concen: 1.10 ug/L
RT: 6.97 min Scan# 372
Delta R.T. -0.15 min
Lab File: E3000005.D
Acq: 30 May 2014 10:24 am

Tgt Ion: 59 Resp: 280

Ion	Ratio	Lower	Upper
59	100		
57	0.0	6.4	9.6#

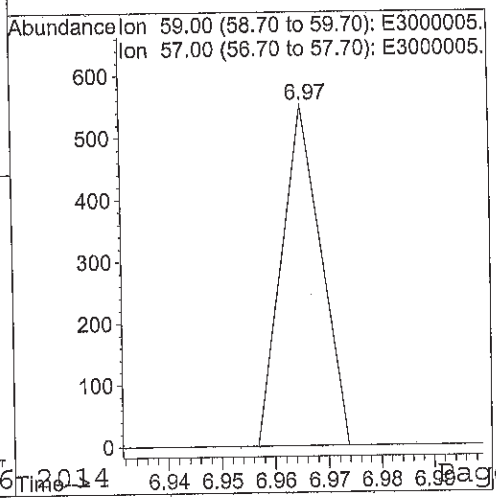

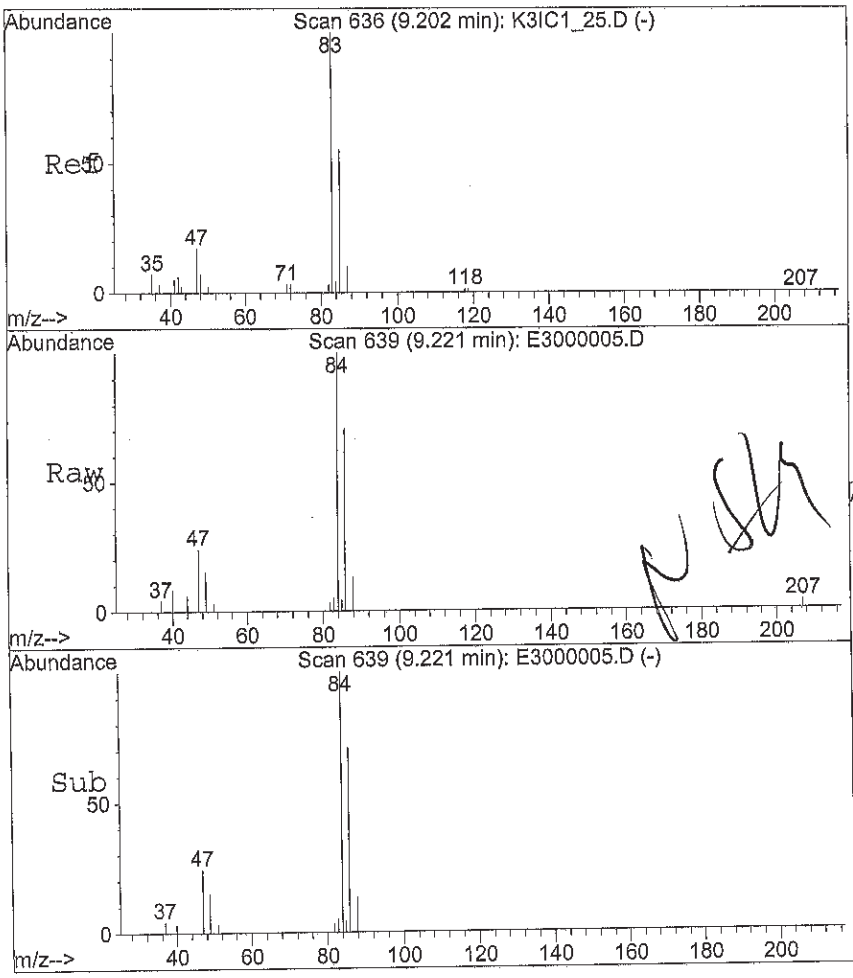

#24
Chloroform
Concen: 0.21 ug/L
RT: 9.22 min Scan# 639
Delta R.T. 0.02 min
Lab File: E3000005.D
Acq: 30 May 2014 10:24 am

Tgt Ion: 83 Resp: 1678

Ion	Ratio	Lower	Upper
83	100		
85	153.5	51.8	77.6#

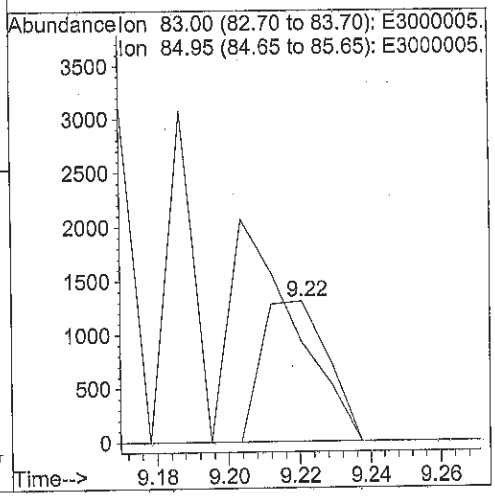

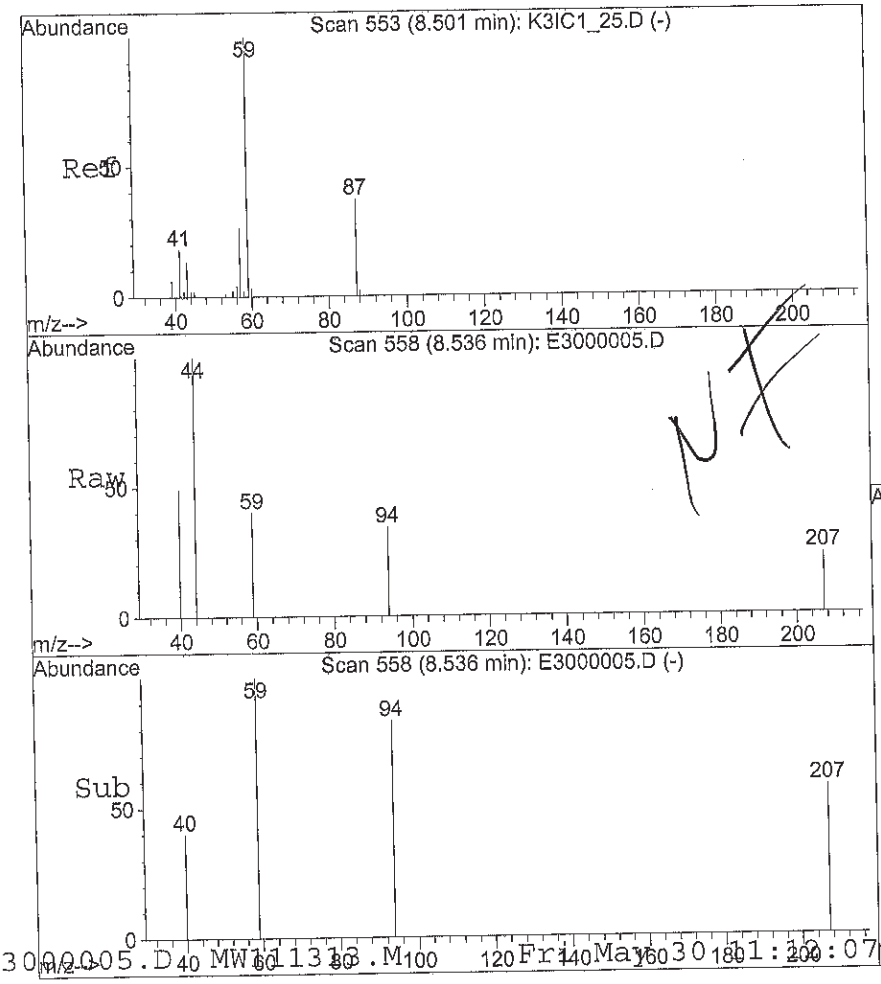

#25
(ETBE) 2-ethoxy 2-methyl propar
Concen: 0.14 ug/L
RT: 8.54 min Scan# 558
Delta R.T. 0.04 min
Lab File: E3000005.D
Acq: 30 May 2014 10:24 am

Tgt Ion: 59 Resp: 1541

Ion	Ratio	Lower	Upper
59	100		
87	0.0	27.8	41.8#
57	0.0	19.8	29.6#
77	0.0	0.0	0.0

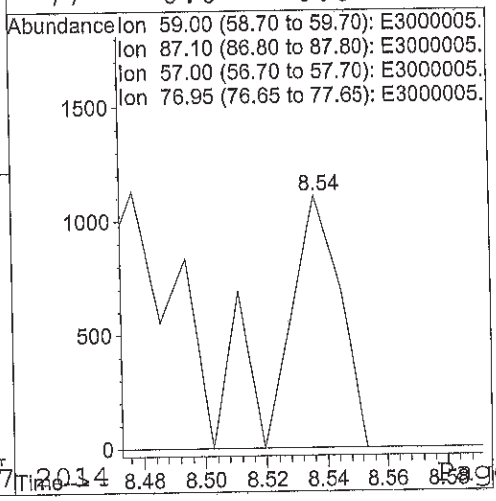

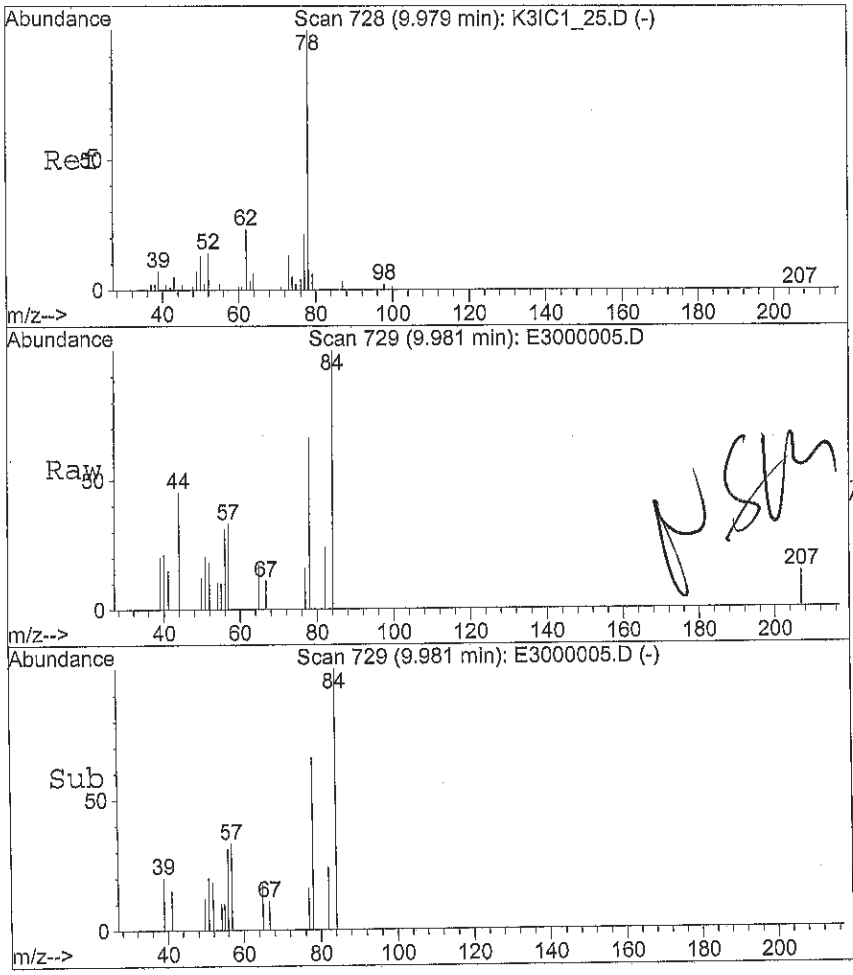

#31
Benzene
Concen: 0.45 ug/L
RT: 9.98 min Scan# 729
Delta R.T. 0.00 min
Lab File: E3000005.D
Acq: 30 May 2014 10:24 am

Tgt Ion: 78	Resp:	6329	
Ion	Ratio	Lower	Upper
78	100		
51	0.0	14.2	21.2#
77	34.0	16.6	24.8#

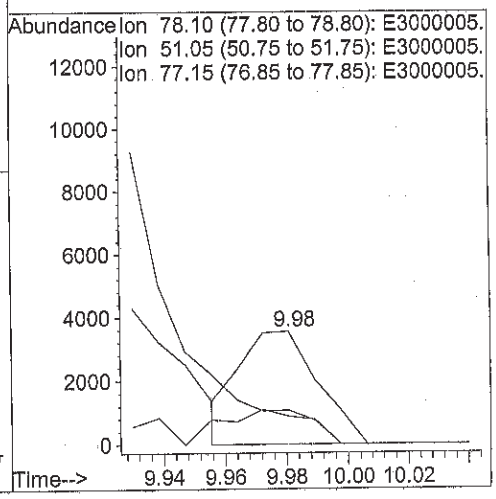

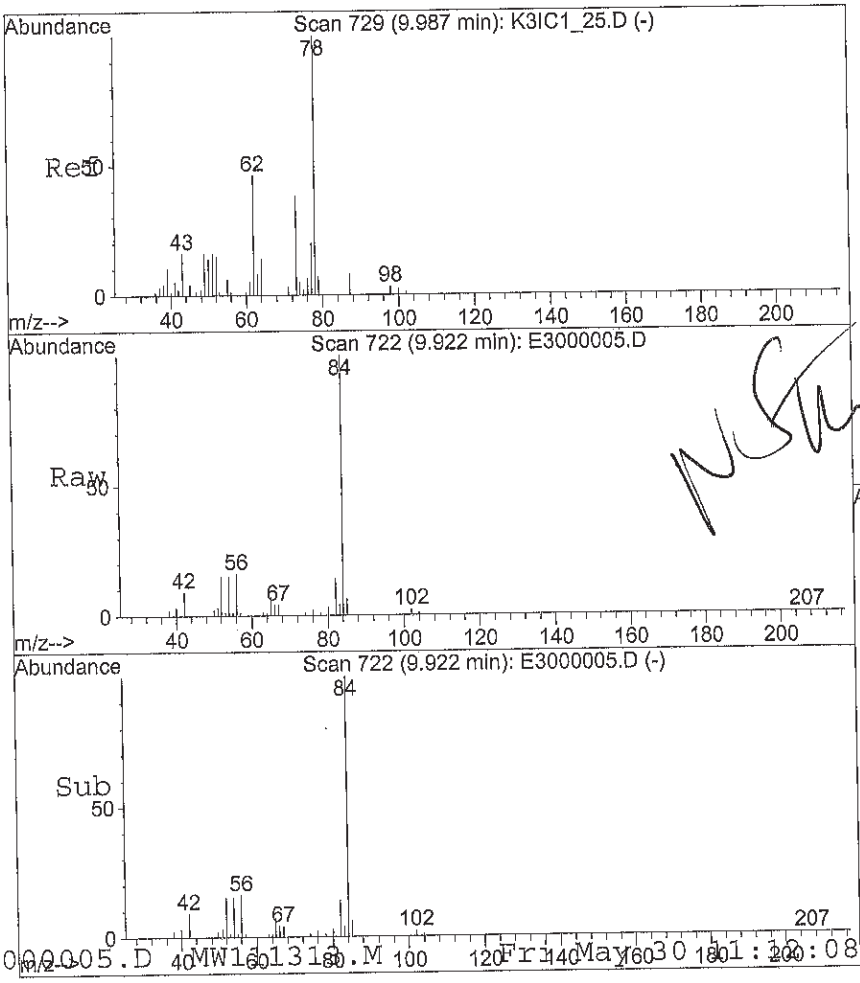

#32
1,2-Dichloroethane
Concen: 1.17 ug/L
RT: 9.92 min Scan# 722
Delta R.T. -0.07 min
Lab File: E3000005.D
Acq: 30 May 2014 10:24 am

Tgt Ion: 62	Resp:	5828	
Ion	Ratio	Lower	Upper
62	100		
64	179.8	28.0	42.0#
49	0.0	28.5	42.7#
98	0.0	6.2	9.4#

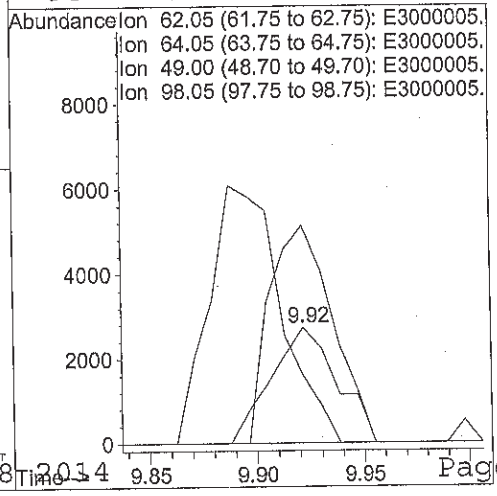

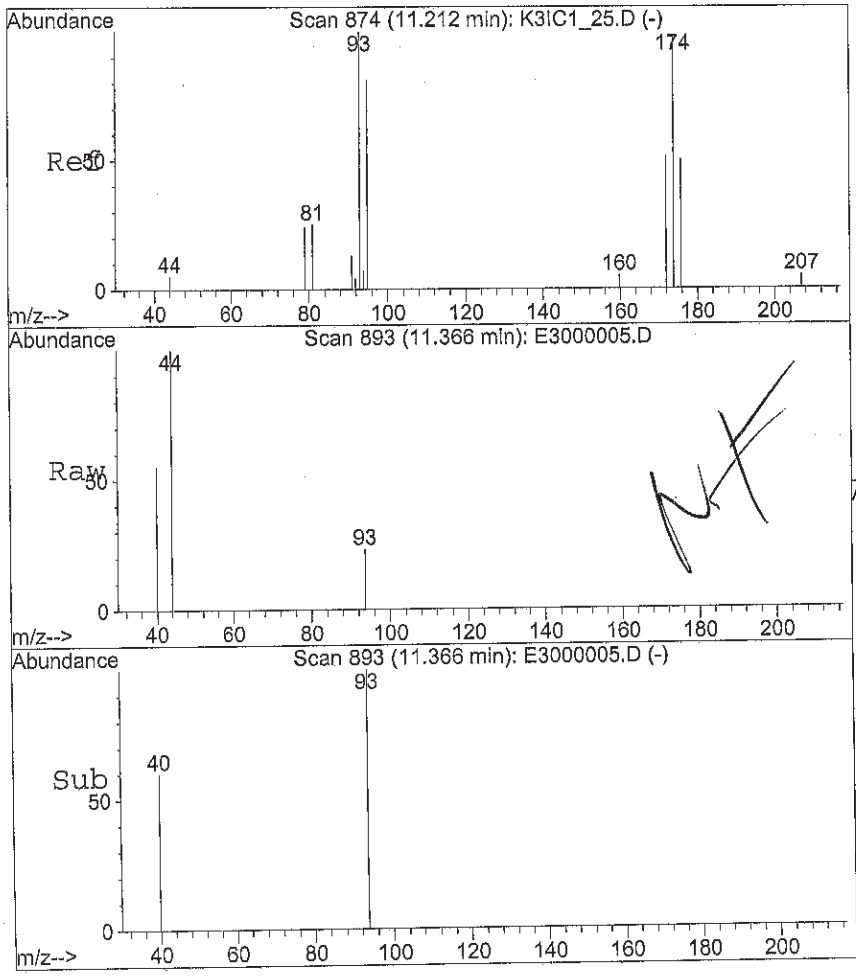

#35
Dibromomethane
Concen: 0.12 ug/L
RT: 11.37 min Scan# 893
Delta R.T. 0.15 min
Lab File: E3000005.D
Acq: 30 May 2014 10:24 am

Tgt Ion: 93 Resp: 311

Ion	Ratio	Lower	Upper
93	100		
95	0.0	66.2	99.2#
174	0.0	75.5	113.3#

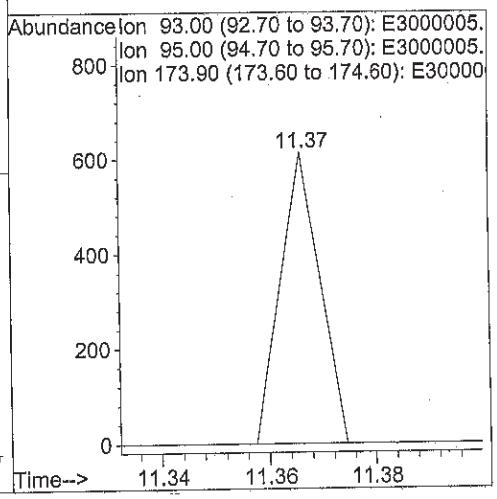

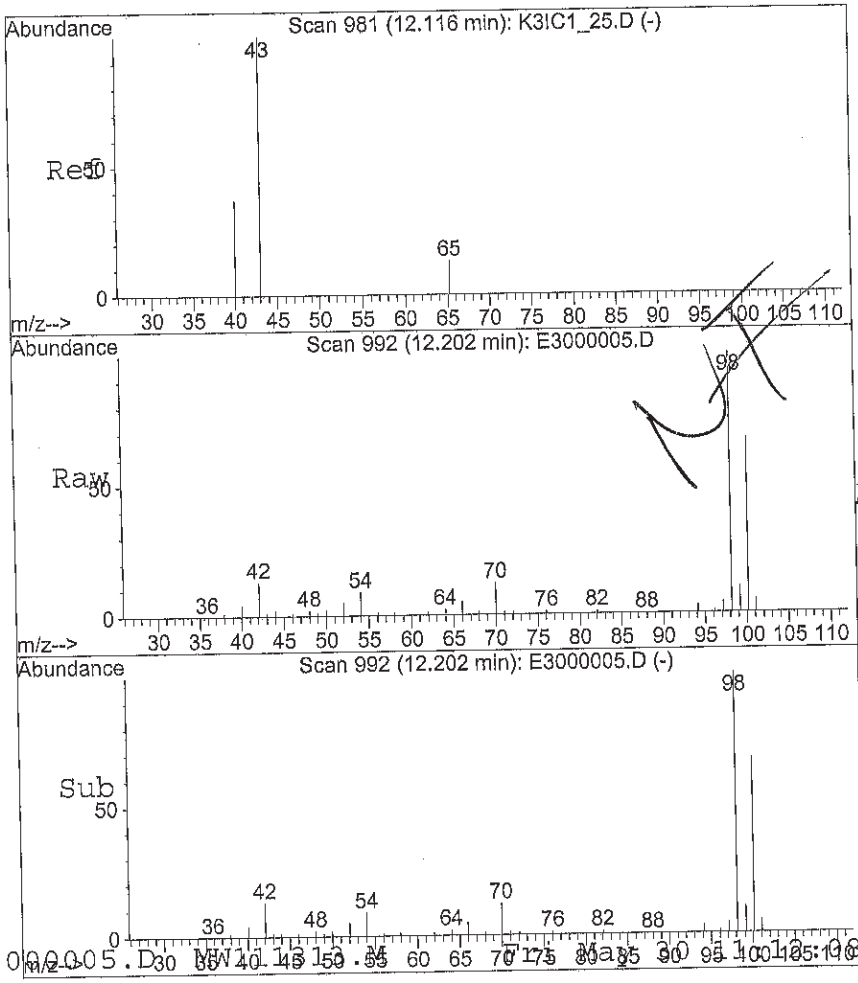

#40
(MIBK) 4-Methyl-2-Pentanone
Concen: 3.26 ug/L
RT: 12.20 min Scan# 992
Delta R.T. 0.09 min
Lab File: E3000005.D
Acq: 30 May 2014 10:24 am

Tgt Ion: 43 Resp: 8014

Ion	Ratio	Lower	Upper
43	100		
58	128.3	0.0	0.0#
85	0.0	0.0	0.0
100	11545.1	0.0	0.0#

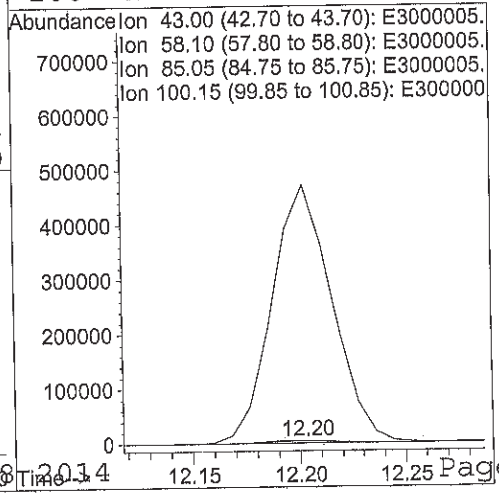

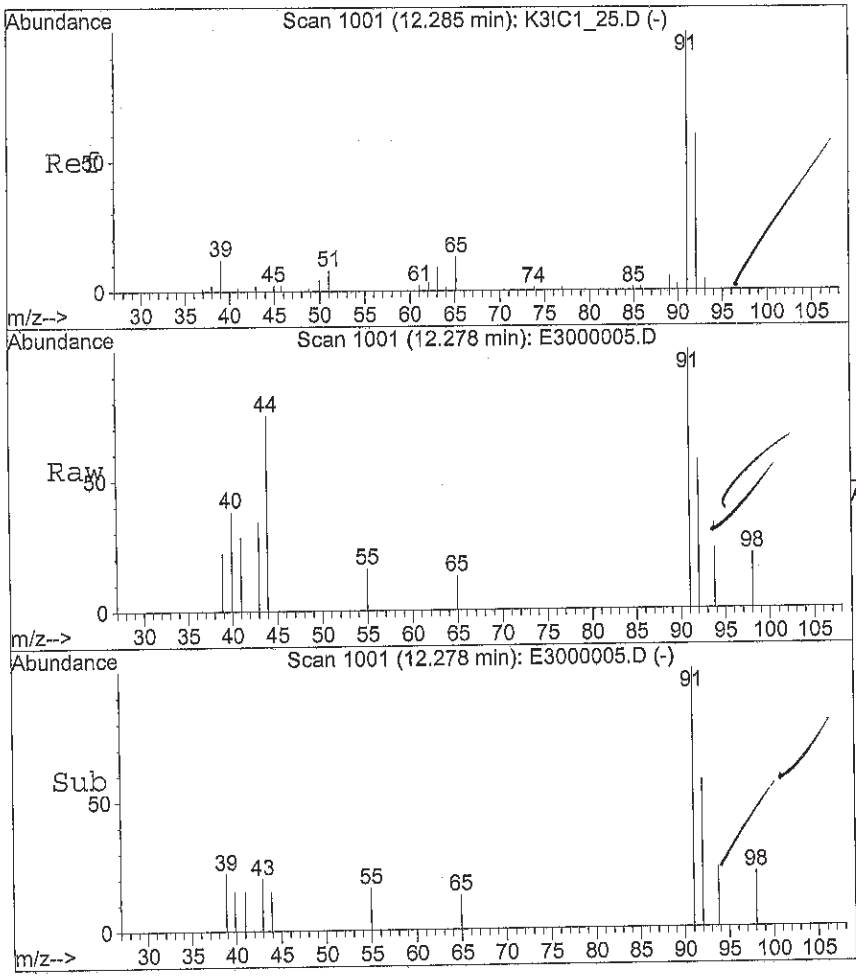

#41
Toluene
Concen: 0.51 ug/L
RT: 12.28 min Scan# 1001
Delta R.T. -0.01 min
Lab File: E3000005.D
Acq: 30 May 2014 10:24 am

Tgt Ion: 91 Resp: 8622

Ion	Ratio	Lower	Upper
91	100		
92	50.0	47.4	71.0

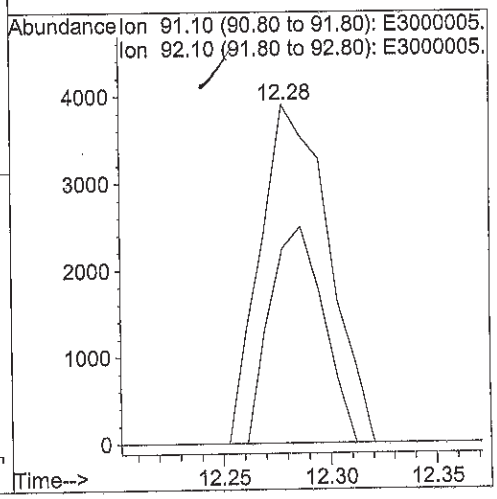

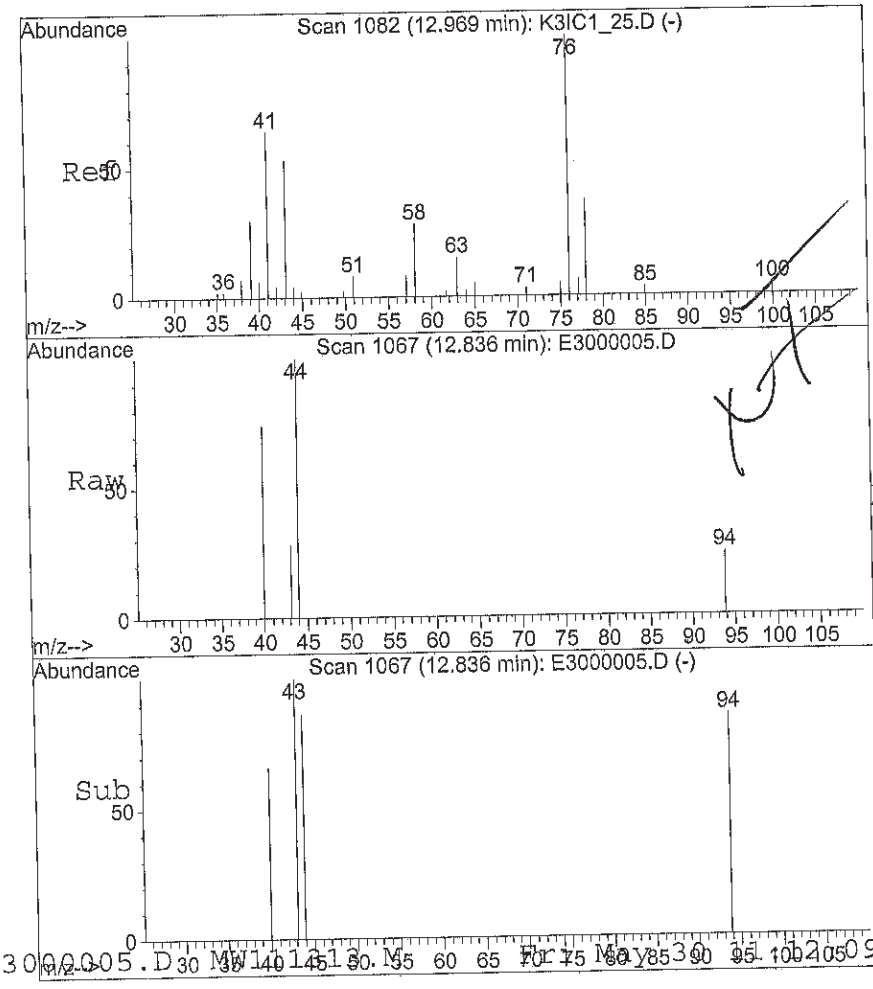

#46
2-Hexanone
Concen: 0.24 ug/L
RT: 12.84 min Scan# 1067
Delta R.T. -0.13 min
Lab File: E3000005.D
Acq: 30 May 2014 10:24 am

Tgt Ion: 43 Resp: 638

Ion	Ratio	Lower	Upper
43	100		
58	0.0	40.9	61.3#
100	0.0	5.5	8.3#
85	0.0	4.3	6.5#

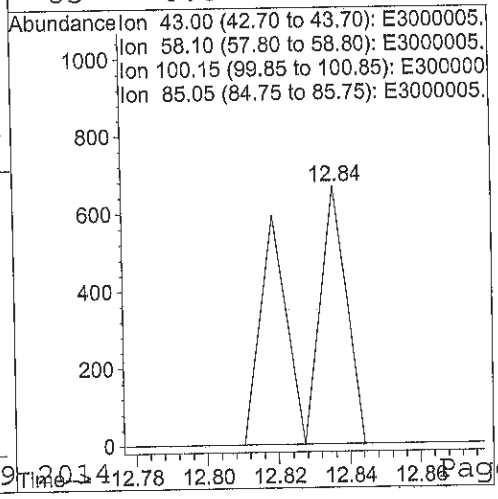

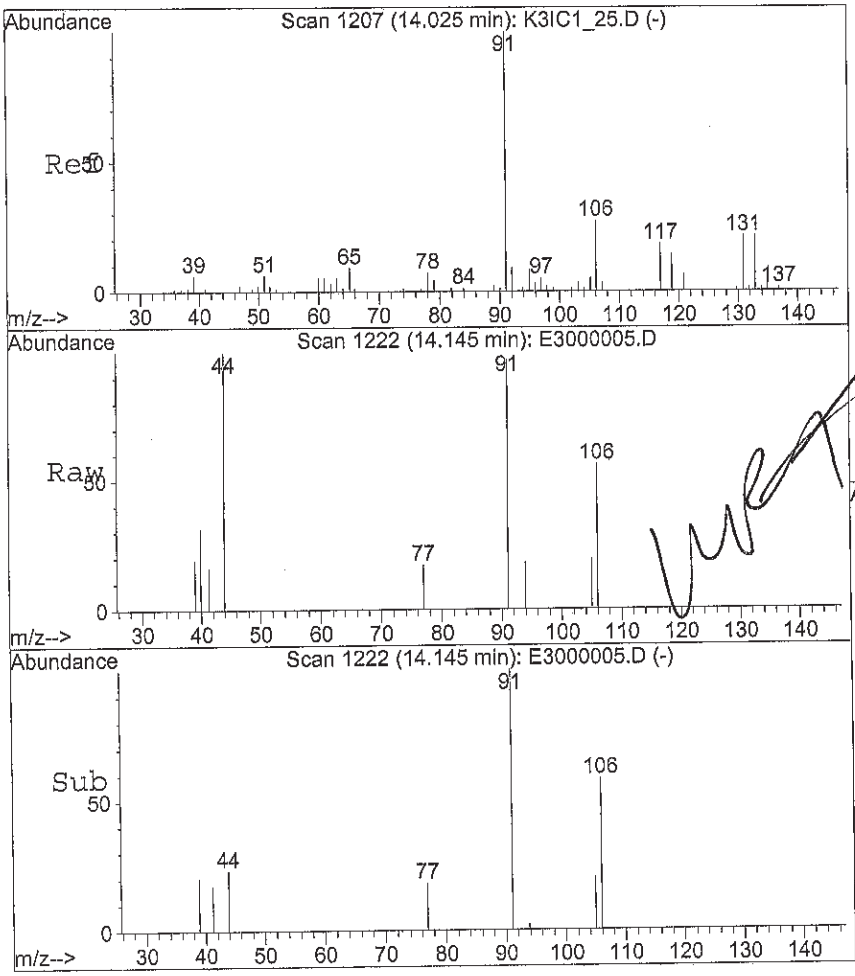

#51
Ethylbenzene
Concen: 0.29 ug/L
RT: 14.14 min Scan# 1222
Delta R.T. 0.12 min
Lab File: E3000005.D
Acq: 30 May 2014 10:24 am

Tgt Ion: 91 Resp: 5494

Ion	Ratio	Lower	Upper
91	100		
106	35.1	23.5	35.3

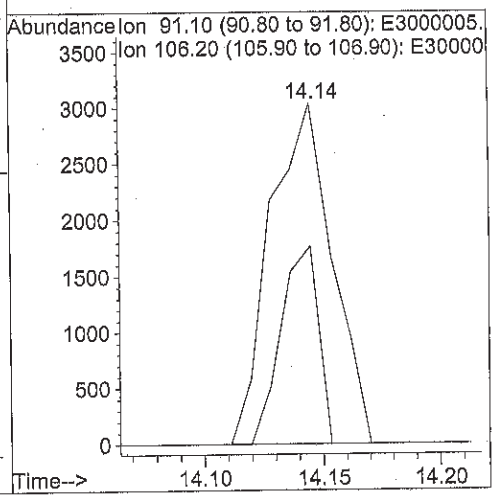

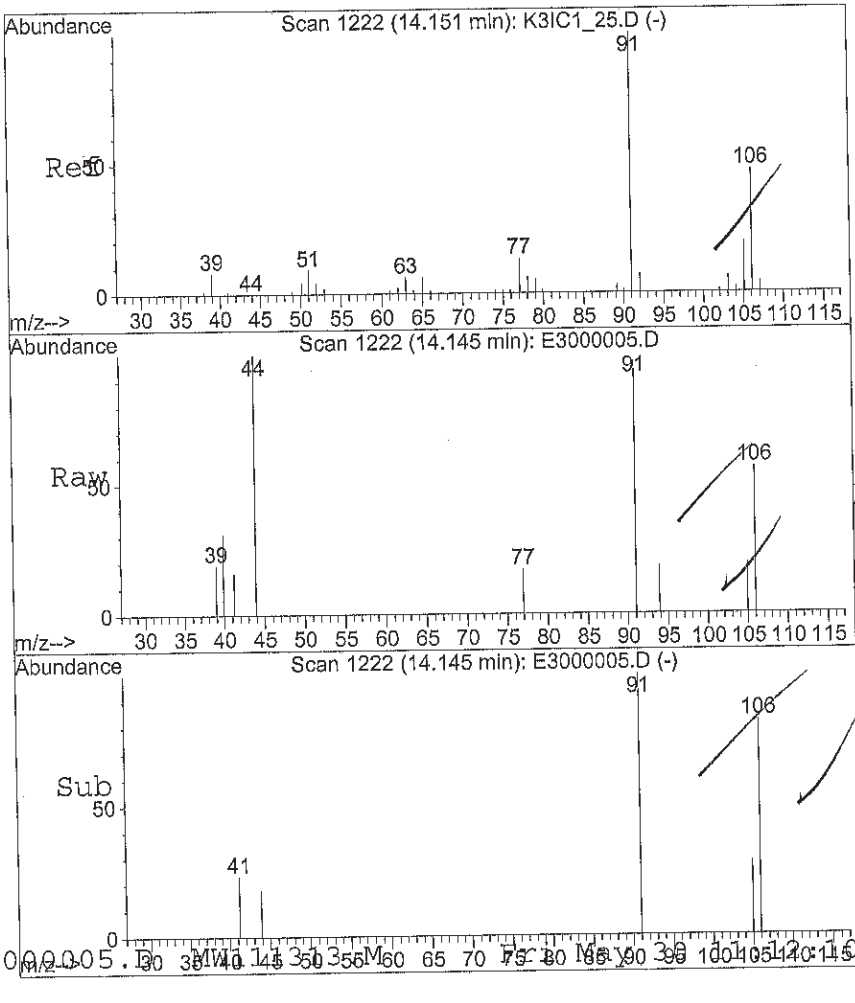

#52
m,p-Xylenes
Concen: 0.36 ug/L
RT: 14.14 min Scan# 1222
Delta R.T. -0.01 min
Lab File: E3000005.D
Acq: 30 May 2014 10:24 am

Tgt Ion:106 Resp: 2438

Ion	Ratio	Lower	Upper
106	100		
91	225.3	177.1	265.7

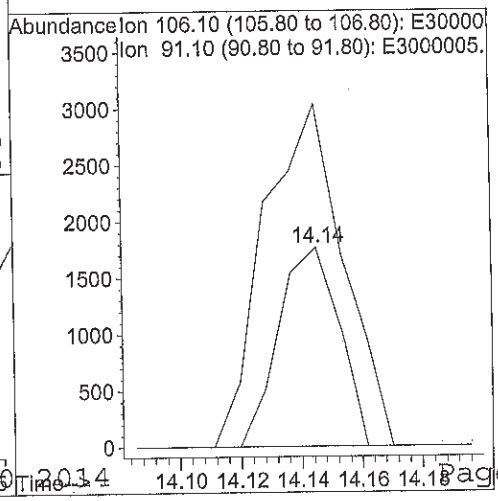

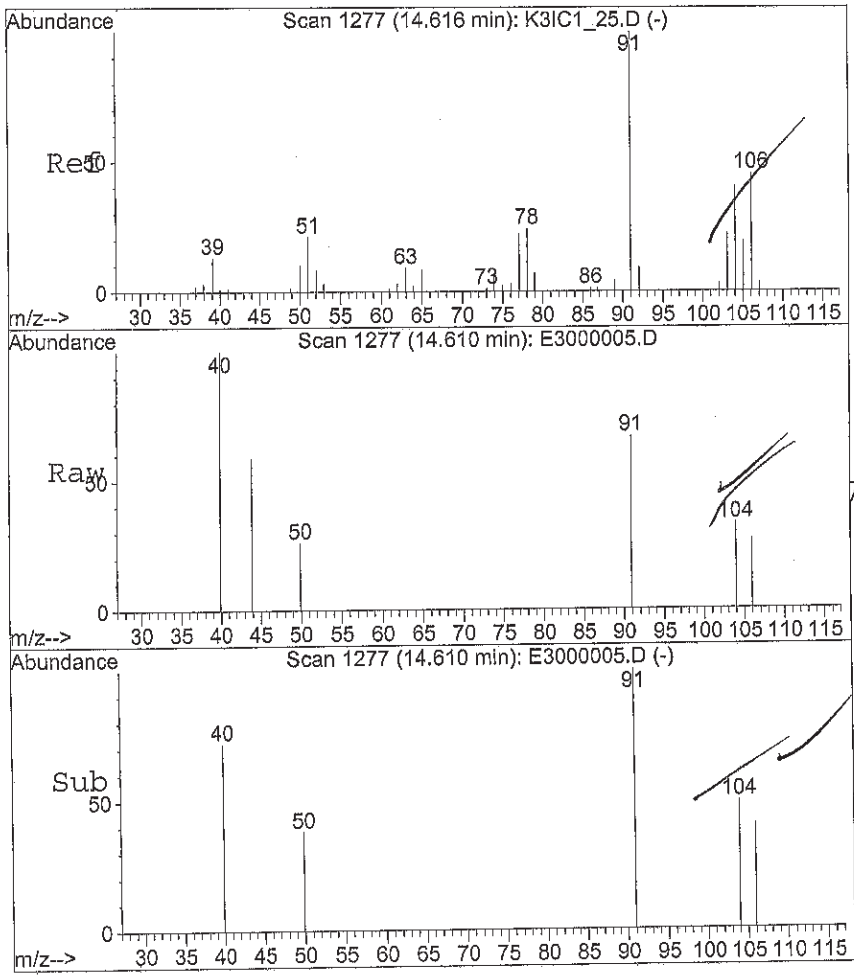

#53
o-Xylene
Concen: 0.05 ug/L
RT: 14.61 min Scan# 1277
Delta R.T. -0.01 min
Lab File: E3000005.D
Acq: 30 May 2014 10:24 am

Tgt Ion:106 Resp: 352

Ion	Ratio	Lower	Upper
106	100		
91	622.2	179.0	268.6#

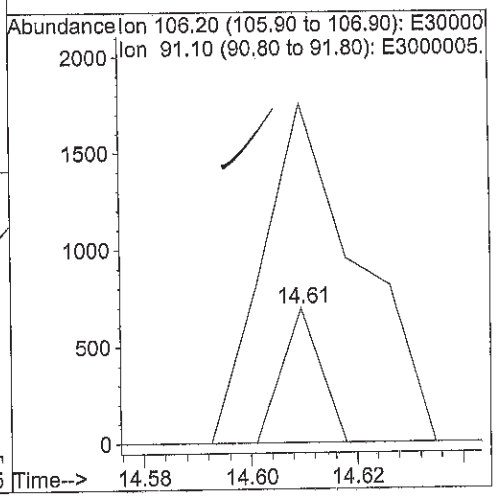

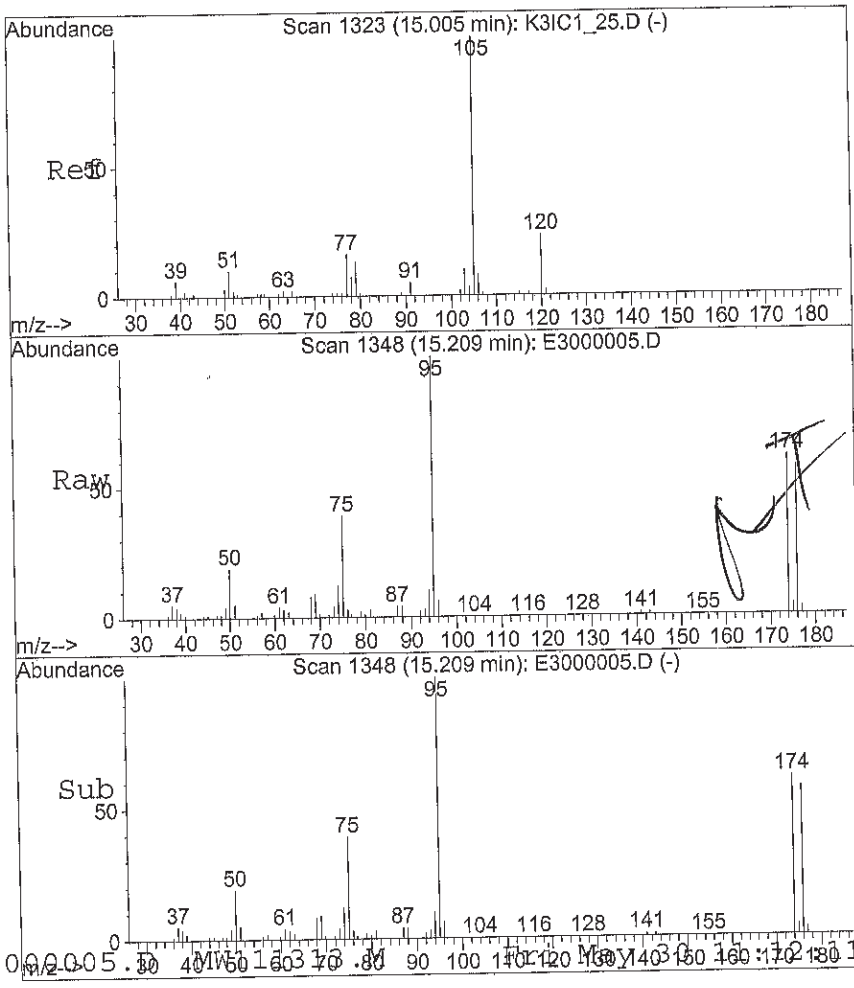

#56
Isopropylbenzene
Concen: 0.05 ug/L
RT: 15.21 min Scan# 1348
Delta R.T. 0.20 min
Lab File: E3000005.D
Acq: 30 May 2014 10:24 am

Tgt Ion:105 Resp: 984

Ion	Ratio	Lower	Upper
105	100		
120	0.0	19.3	28.9#
77	366.1	13.1	19.7#

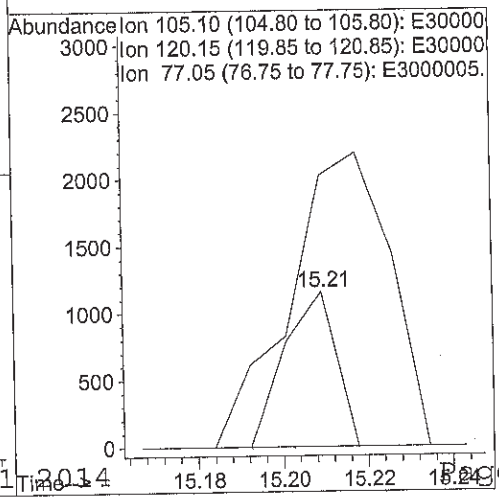

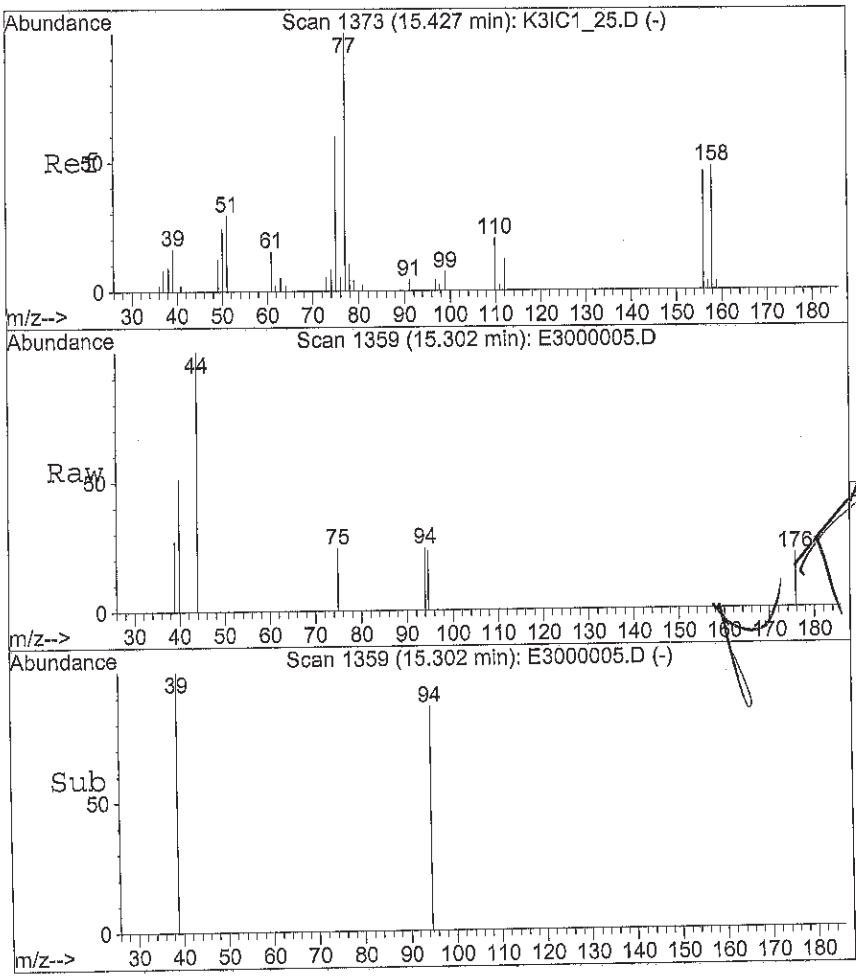

#57
1,2,3-Trichloropropane
Concen: 0.06 ug/L
RT: 15.30 min Scan# 1359
Delta R.T. -0.12 min
Lab File: E3000005.D
Acq: 30 May 2014 10:24 am

Tgt Ion: 75 Resp: 298

Ion	Ratio	Lower	Upper
75	100		
77	0.0	31.2	46.8#

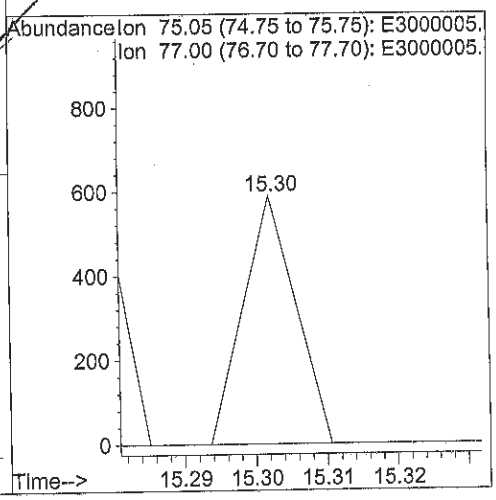

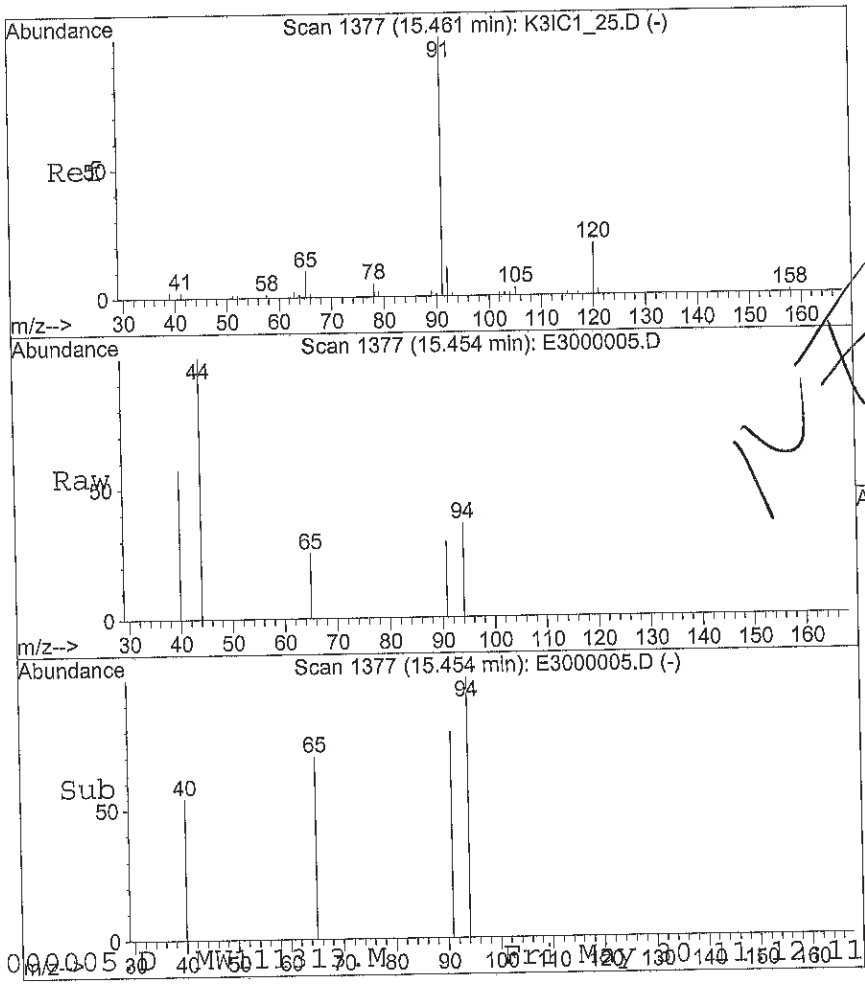

#62
n-Propylbenzene
Concen: 0.01 ug/L
RT: 15.45 min Scan# 1377
Delta R.T. -0.01 min
Lab File: E3000005.D
Acq: 30 May 2014 10:24 am

Tgt Ion: 91 Resp: 296

Ion	Ratio	Lower	Upper
91	100		
120	0.0	16.1	24.1#

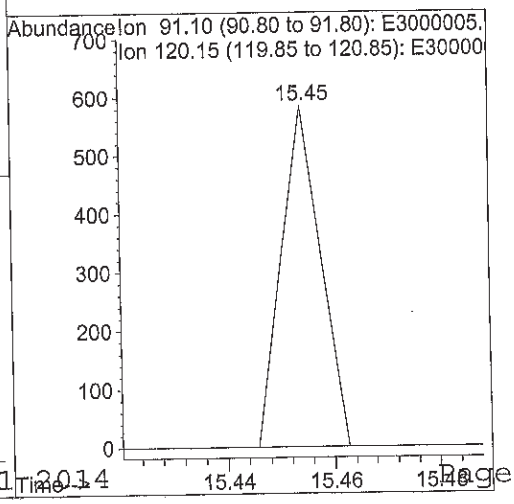

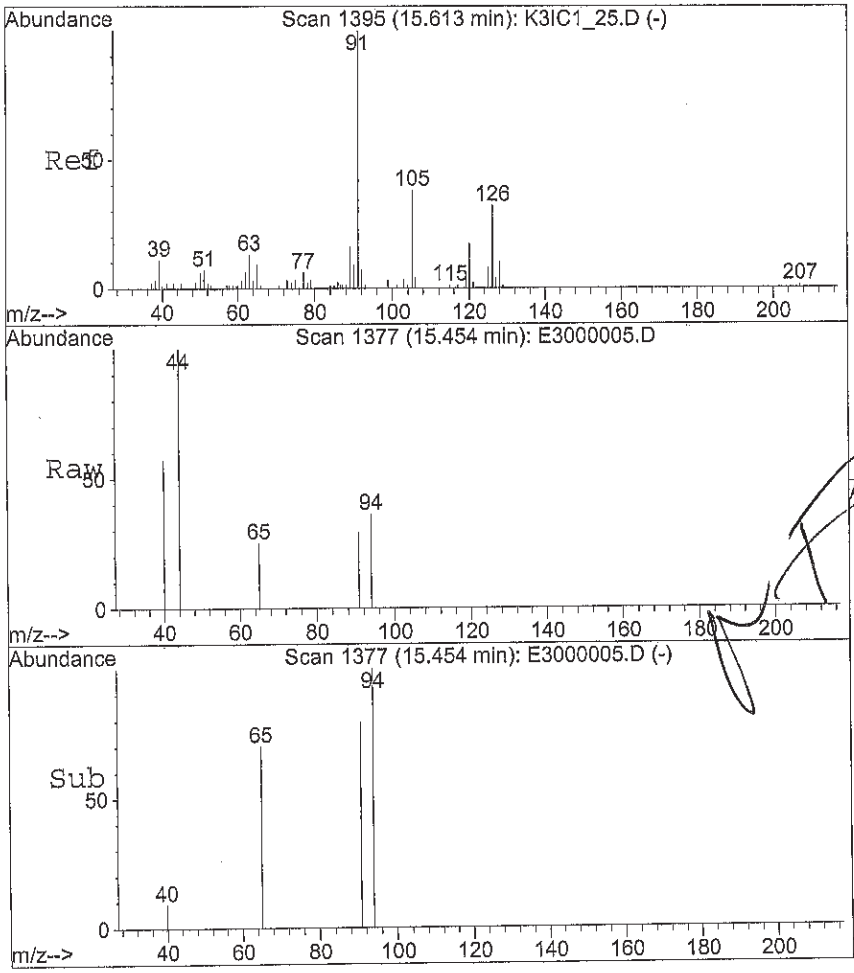

#63
2-Chlorotoluene
Concen: 0.02 ug/L
RT: 15.45 min Scan# 1377
Delta R.T. -0.16 min
Lab File: E3000005.D
Acq: 30 May 2014 10:24 am

Tgt Ion: 91 Resp: 296

Ion	Ratio	Lower	Upper
91	100		
126	0.0	24.0	36.0#

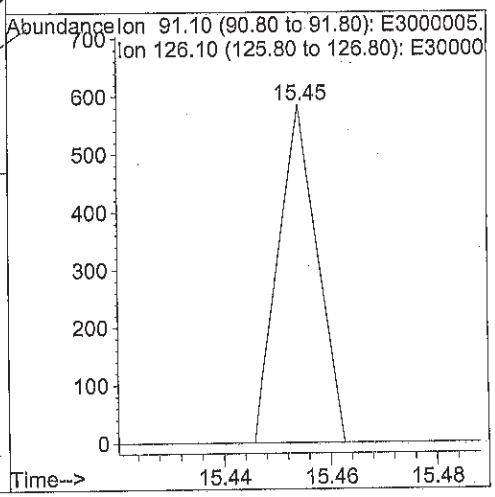

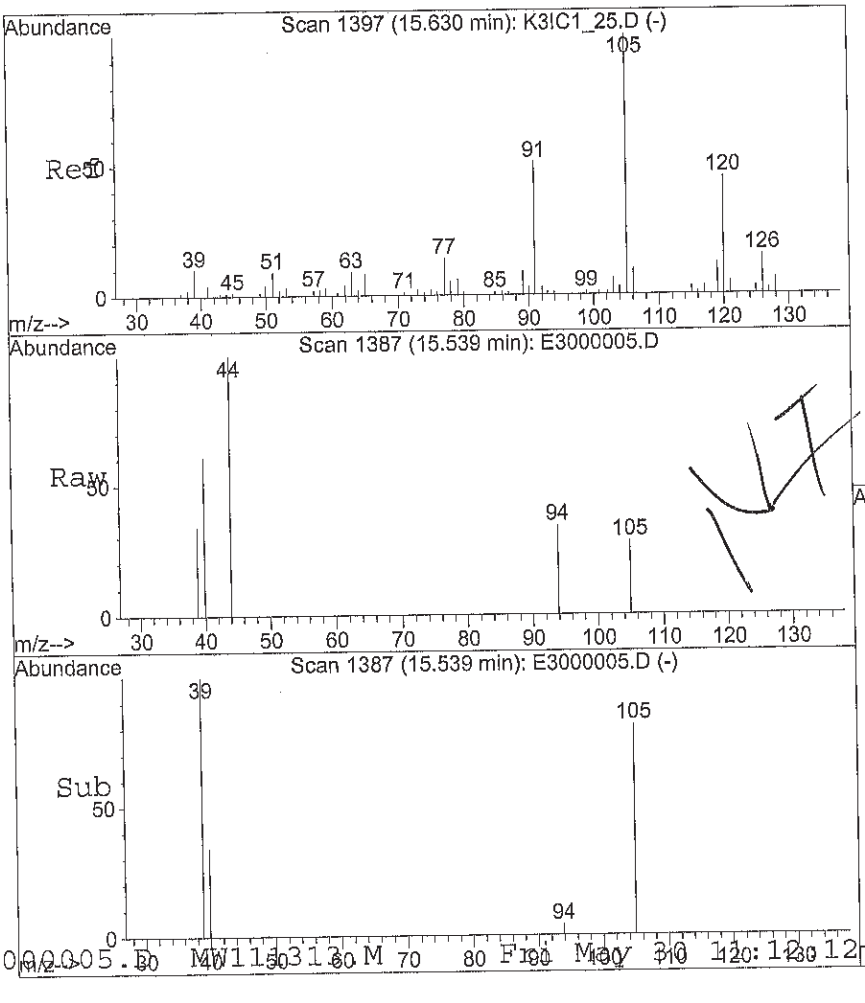

#64
1,3,5-Trimethylbenzene
Concen: 0.02 ug/L
RT: 15.54 min Scan# 1387
Delta R.T. -0.09 min
Lab File: E3000005.D
Acq: 30 May 2014 10:24 am

Tgt Ion:105 Resp: 347

Ion	Ratio	Lower	Upper
105	100		
120	0.0	36.4	54.6#

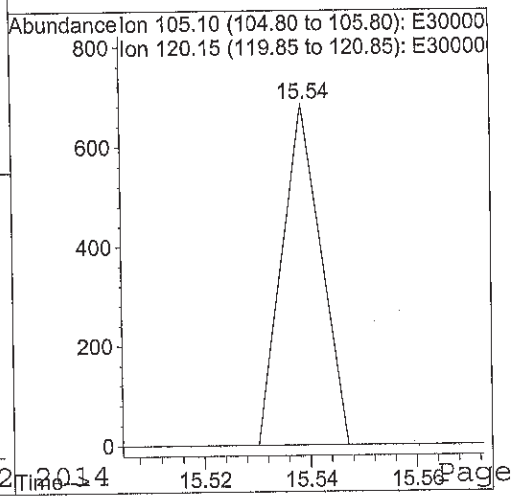

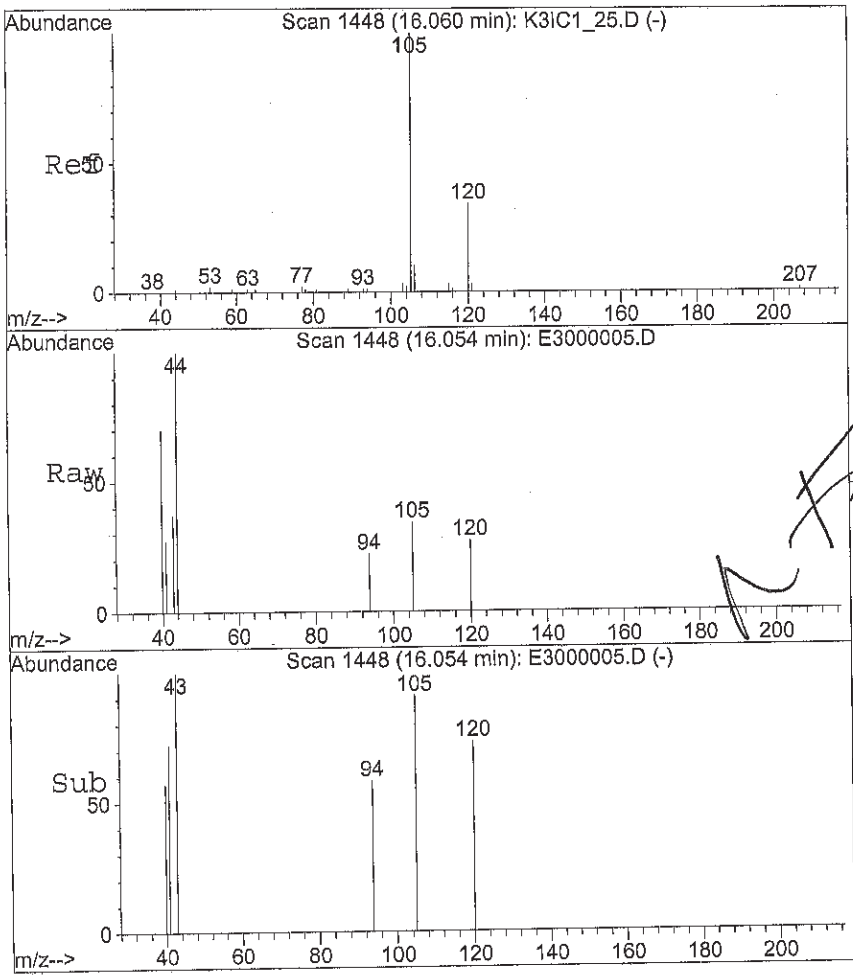

#67
1,2,4-Trimethylbenzene
Concen: 0.06 ug/L
RT: 16.05 min Scan# 1448
Delta R.T. -0.01 min
Lab File: E3000005.D
Acq: 30 May 2014 10:24 am

Tgt Ion:105 Resp: 1073

Ion	Ratio	Lower	Upper
105	100		
120	30.5	33.8	50.8#

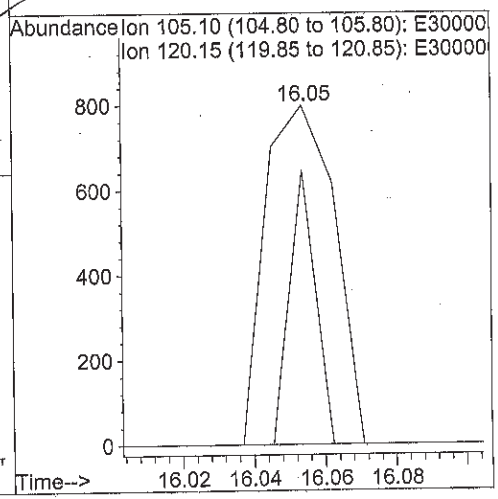

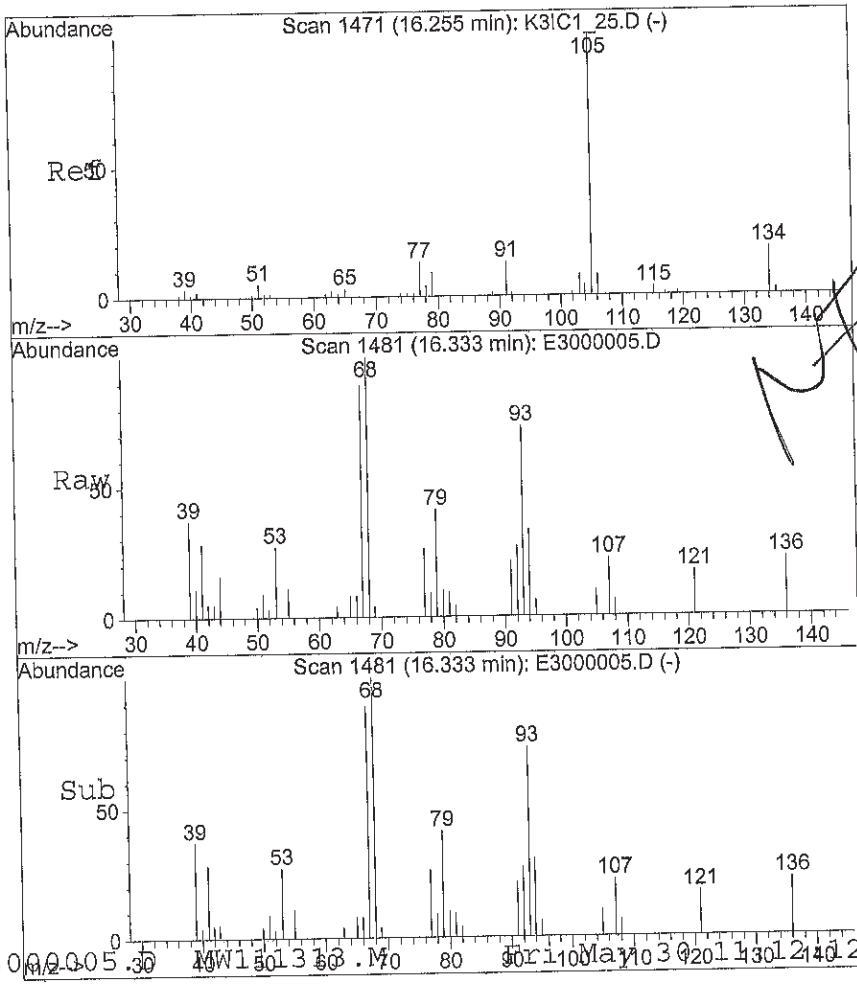

#68
sec-Butylbenzene
Concen: 0.07 ug/L
RT: 16.33 min Scan# 1481
Delta R.T. 0.08 min
Lab File: E3000005.D
Acq: 30 May 2014 10:24 am

Tgt Ion:105 Resp: 1612

Ion	Ratio	Lower	Upper
105	100		
134	0.0	13.0	19.6#

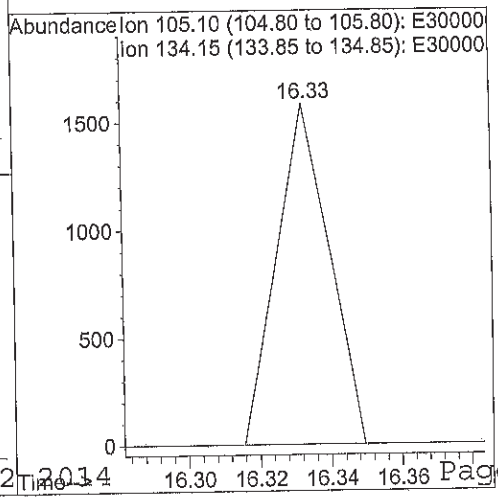

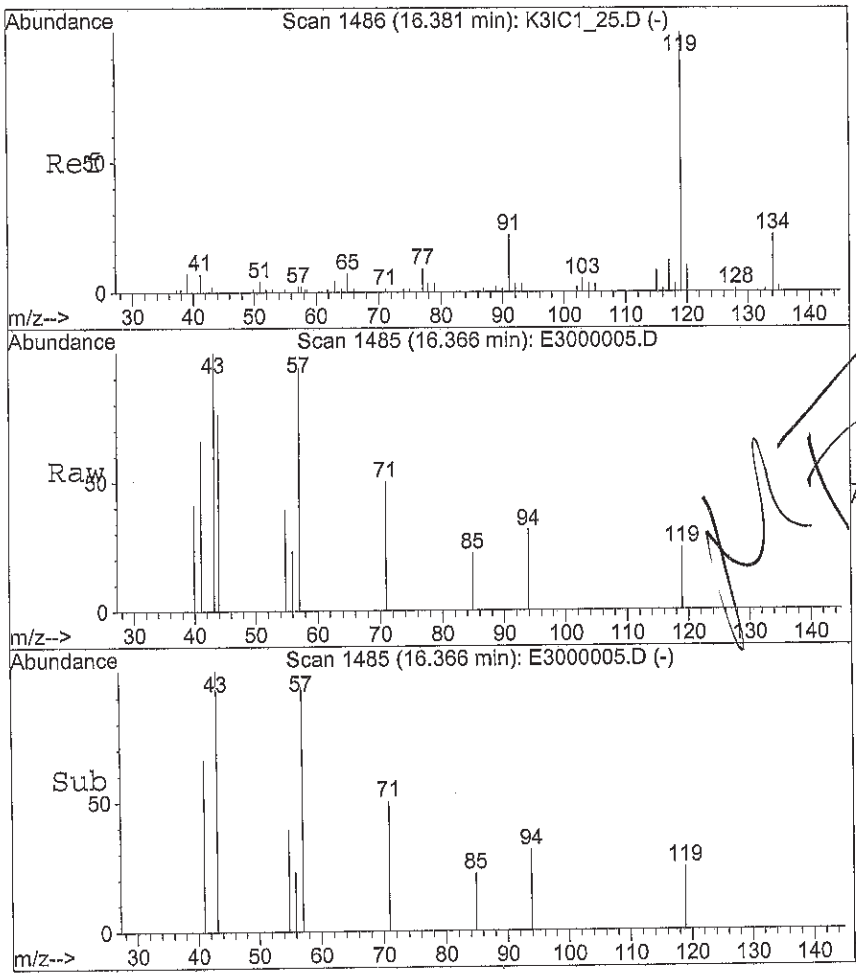

#69
p-Isopropyltoluene
Concen: 0.02 ug/L
RT: 16.37 min Scan# 1485
Delta R.T. -0.01 min
Lab File: E3000005.D
Acq: 30 May 2014 10:24 am

Tgt Ion:119 Resp: 384

Ion	Ratio	Lower	Upper
119	100		
134	0.0	17.4	26.2#
91	0.0	19.6	29.4#

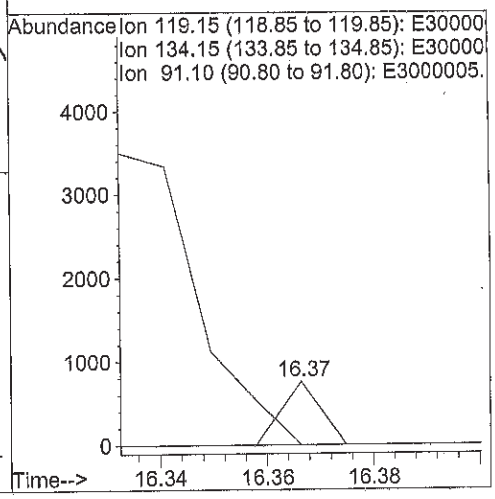

Quantitation Report (Not Reviewed)

Data File : C:\HPCHEM\1\DATA\053014L3\E3000005.D Vial: 4
Acq On : 30 May 2014 10:24 am Operator: DN
Sample : 3E43001-04 Inst : GC/MS Ins
Misc : 100cc SVL-546-SA5D-SV-10.0-11.0 Multiplr: 10.00
MS Integration Params: rteint.p
Quant Time: May 30 11:15 19114 Quant Results File: SS072713.RES

Quant Method : C:\HPCHEM\1\METHODS\SS072713.M (RTE Integrator)
Title : 8260B GC/MS #3 ICAL SSSF 07/27/13 DN
Last Update : Mon Nov 18 10:31:39 2013
Response via : Initial Calibration
DataAcq Meth : MW111313

Internal Standards	R.T.	QIon	Response	Conc	Units	Dev(Min)
1) Fluorobenzene (IS)	10.28	96	1495954	12.50	ug/L	-0.03
7) Chlorobenzene-d5 (IS)	13.92	117	1232506	12.50	ug/L	-0.01
10) 1,4-Dichlorobenzene-d4 (IS	16.50	152	698417	12.50	ug/L	-0.01
System Monitoring Compounds						
2) Dibromofluoromethane (SU1)	9.42	113	438969	11.28	ug/L	-0.01
Spiked Amount 12.500	Range 75 - 125		Recovery = 90.24%			
3) Chloroform-d (SU6)	9.18	84	670807	12.02	ug/L	-0.01
Spiked Amount 12.500	Range 70 - 140		Recovery = 96.16%			
4) Methylene Chloride-d2 (SU5	7.07	86	371338	11.38	ug/L	-0.01
Spiked Amount 12.500	Range 70 - 140		Recovery = 91.04%			
5) 1,2-Dichloroethane-d4 (SU2	9.90	65	425375	16.00	ug/L	0.00
Spiked Amount 12.500	Range 75 - 125		Recovery = 128.00%#			
6) Benzene-d6 (SU7)	9.92	84	1306381	11.13	ug/L	-0.03
Spiked Amount 12.500	Range 70 - 140		Recovery = 89.04%			
8) Toluene-d8 (SU3)	12.20	98	1374561	11.76	ug/L	-0.02
Spiked Amount 12.500	Range 75 - 125		Recovery = 94.08%			
9) 4-Bromofluorobenzene (SU4)	15.22	95	706585	14.64	ug/L	-0.01
Spiked Amount 12.500	Range 75 - 125		Recovery = 117.12%			

Target Compounds Qvalue

(#) = qualifier out of range (m) = manual integration

Quantitation Report

Data File : C:\HPCHEM\1\DATA\053014L3\E3000005.D
Acq On : 30 May 2014 10:24 am
Sample : 3E43001-04
Misc : 100cc SVL-546-SA5D-SV-10.0-11.0
MS Integration Params: rteint.p
Quant Time: May 30 11:15 19114

Vial: 4
Operator: DN
Inst : GC/MS Ins
Multiplr: 10.00

Quant Results File: SS072713.RES

Method : C:\HPCHEM\1\METHODS\SS072713.M (RTE Integrator)
Title : 8260B GC/MS #3 ICAL SSSF 07/27/13 DN
Last Update : Mon Nov 18 10:31:39 2013
Response via : Initial Calibration



Quantitation Report (Not Reviewed)

Data File : C:\HPCHEM\1\DATA\053014L3\E3000006.D Vial: 5
Acq On : 30 May 2014 10:57 am Operator: DN
Sample : 3E43001-05 Inst : GC/MS Ins
Misc : 100cc SVL-546-SA5D-SV-16.0-17.0 Multiplr: 10.00
MS Integration Params: rteint.p
Quant Time: May 30 11:25 19114 Quant Results File: MW111313.RES

Quant Method : C:\HPCHEM\1\METHODS\MW111313.M (RTE Integrator)
Title : 8260B GC/MS #3 ICAL 11/13/13 DN
Last Update : Wed Nov 13 19:38:32 2013
Response via : Initial Calibration
DataAcq Meth : MW111313

Internal Standards	R.T.	QIon	Response	Conc Units	Dev(Min)
1) Fluorobenzene (IS)	10.29	96	1452575	12.50 ug/L	0.00
38) Chlorobenzene-d5 (IS)	13.92	117	1211623	12.50 ug/L	0.00
59) 1,4-Dichlorobenzene-d4 (IS	16.50	152	685597	12.50 ug/L	0.00
System Monitoring Compounds					
2) Dibromofluoromethane (SU1)	9.42	113	427901	11.81 ug/L	0.00
Spiked Amount 12.500	Range 75 - 125		Recovery = 94.48%		
28) 1,2-Dichloroethane-d4 (SU2	9.90	65	418781	12.16 ug/L	0.00
Spiked Amount 12.500	Range 75 - 125		Recovery = 97.28%		
39) Toluene-d8 (SU3)	12.20	98	1334547	11.81 ug/L	0.00
Spiked Amount 12.500	Range 75 - 125		Recovery = 94.48%		
58) 4-Bromofluorobenzene (SU4)	15.22	95	692829	13.98 ug/L	0.00
Spiked Amount 12.500	Range 75 - 125		Recovery = 111.84%		
Target Compounds					Qvalue
4) Chloromethane	4.40	50	2957	-0.01 ug/L #	41
6) Bromomethane	5.10	96	2303	-0.34 ug/L #	1
7) Chloroethane	5.23	64	690	1.26 ug/L #	32
11) Acetone	6.46	58	5771	5.32 ug/L	69
12) (IPA) Leak Check Compound	6.48	45	178720	1023.90 ug/L	82
13) Carbon disulfide	6.84	76	1745	0.14 ug/L #	79
14) Methylene Chloride	7.05	84	6556	1.64 ug/L #	1
15) (TBA) tert-Butanol	6.91	59	840	3.39 ug/L	77
24) Chloroform	9.22	83	819	0.11 ug/L #	18
25) (ETBE) 2-ethoxy 2-methyl p	8.44	59	275	0.03 ug/L #	44
29) 1,1-Dichloropropene	9.91	75	902	0.16 ug/L #	1
31) Benzene	9.96	78	1802	0.13 ug/L #	74
32) 1,2-Dichloroethane	9.91	62	5761	1.19 ug/L #	1
40) (MIBK) 4-Methyl-2-Pentanon	12.14	43	273	0.11 ug/L #	100
41) Toluene	12.29	91	3643	0.22 ug/L #	88
46) 2-Hexanone	13.06	43	265	0.10 ug/L #	37
51) Ethylbenzene	14.14	91	3316	0.18 ug/L	90
52) m,p-Xylenes	14.14	106	1630	0.24 ug/L	89
54) Styrene	14.62	104	2376	-0.62 ug/L #	46
56) Isopropylbenzene	15.22	105	628	0.03 ug/L #	1
62) n-Propylbenzene	15.46	91	268	0.01 ug/L #	56
63) 2-Chlorotoluene	15.46	91	268	0.02 ug/L #	45

(#) = qualifier out of range (m) = manual integration

Data File : C:\HPCHEM\1\DATA\053014L3\E3000006.D Vial: 5
Acq On : 30 May 2014 10:57 am Operator: DN
Sample : 3E43001-05 Inst : GC/MS Ins
Misc : 100cc SVL-546-SA5D-SV-16.0-17.0 Multiplr: 10.00
MS Integration Params: rteint.p
Quant Time: May 30 11:25 19114 Quant Results File: MW111313.RES

Quant Method : C:\HPCHEM\1\METHODS\MW111313.M (RTE Integrator)
Title : 8260B GC/MS #3 ICAL 11/13/13 DN
Last Update : Wed Nov 13 19:38:32 2013
Response via : Initial Calibration
DataAcq Meth : MW111313

Compound	R.T.	QIon	Response	Conc Unit	Qvalue
67) 1,2,4-Trimethylbenzene	16.06	105	420	0.02 ug/L #	33
68) sec-Butylbenzene	16.33	105	1452	0.06 ug/L #	62
69) p-Isopropyltoluene	16.38	119	855	0.05 ug/L #	52

(#) = qualifier out of range (m) = manual integration

Quantitation Report

Data File : C:\HPCHEM\1\DATA\053014L3\E3000006.D Vial: 5
Acq On : 30 May 2014 10:57 am Operator: DN
Sample : 3E43001-05 Inst : GC/MS Ins
Misc : 100cc SVL-546-SA5D-SV-16.0-17.0 Multiplr: 10.00
MS Integration Params: rteint.p
Quant Time: May 30 11:25 19114 Quant Results File: MW111313.RES

Method : C:\HPCHEM\1\METHODS\MW111313.M (RTE Integrator)
Title : 8260B GC/MS #3 ICAL 11/13/13 DN
Last Update : Wed Nov 13 19:38:32 2013
Response via : Initial Calibration



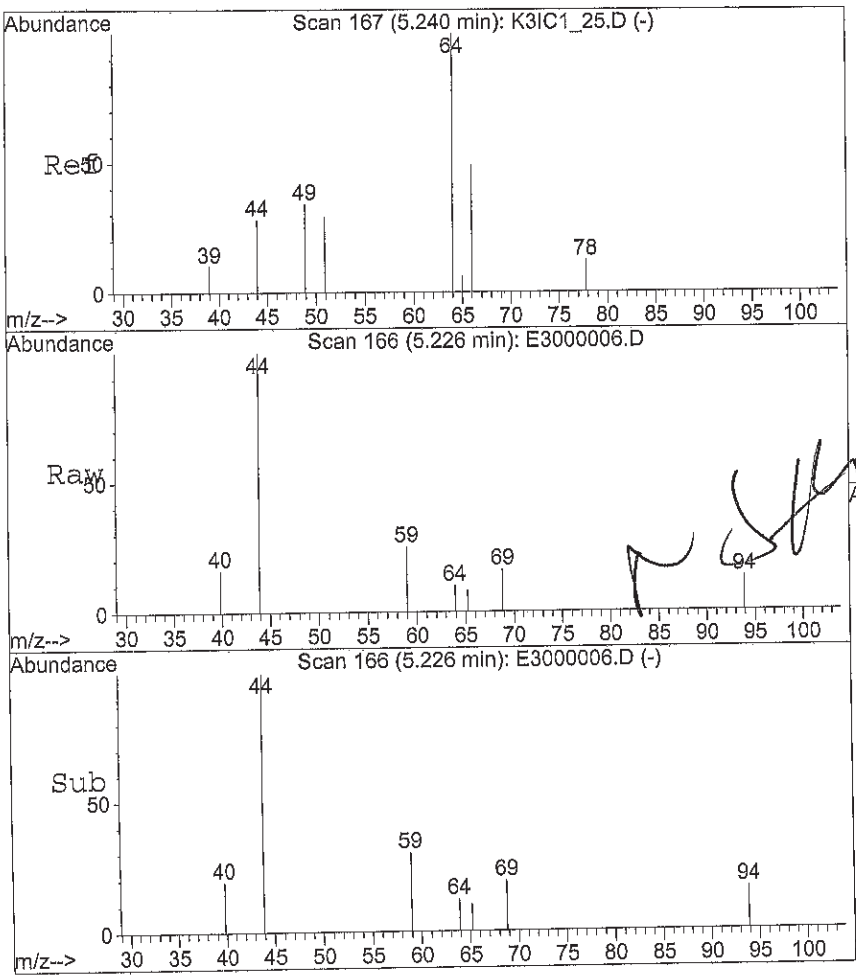

#7
Chloroethane
Concen: 1.26 ug/L
RT: 5.23 min Scan# 166
Delta R.T. -0.01 min
Lab File: E3000006.D
Acq: 30 May 2014 10:57 am

Tgt Ion: 64 Resp: 690

Ion	Ratio	Lower	Upper
64	100		
66	0.0	35.4	53.0#

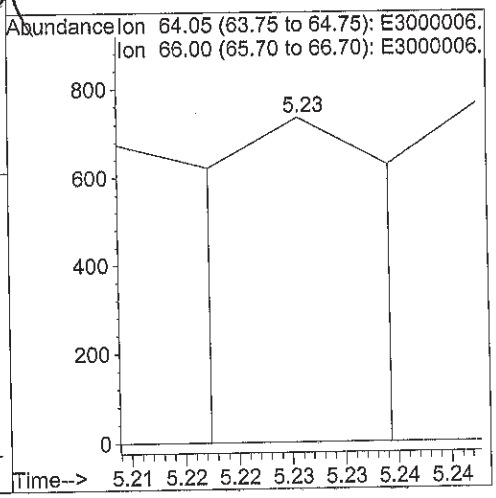

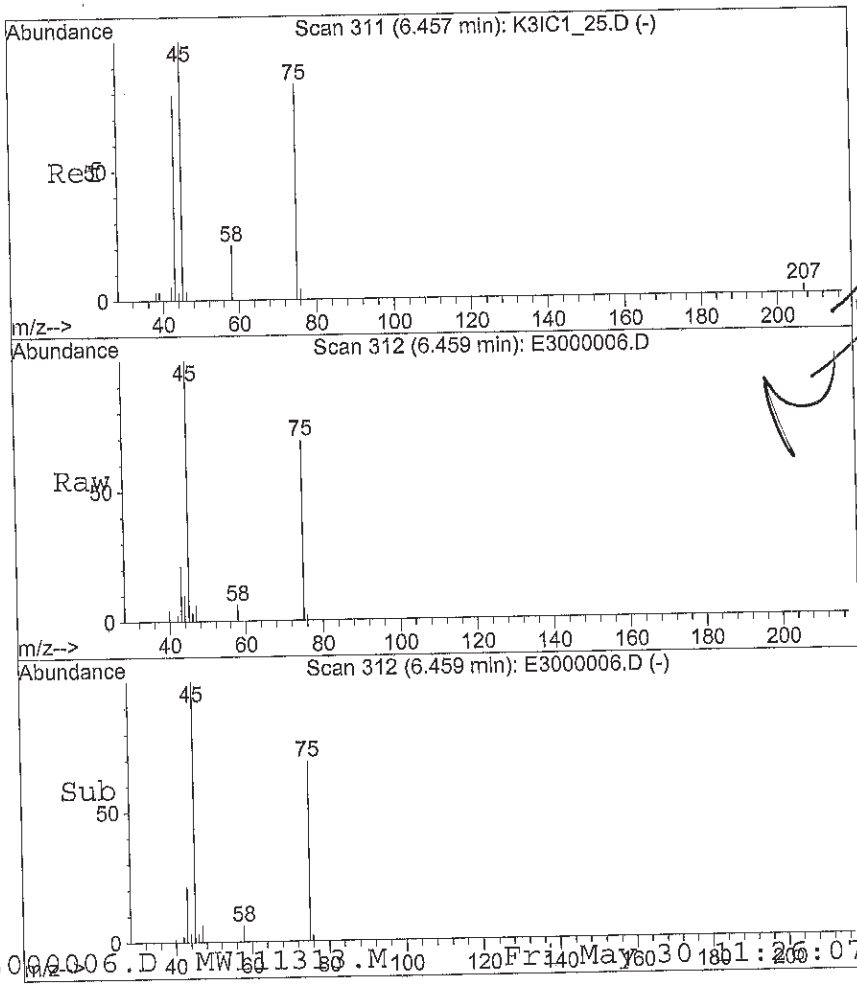

#11
Acetone
Concen: 5.32 ug/L
RT: 6.46 min Scan# 312
Delta R.T. 0.00 min
Lab File: E3000006.D
Acq: 30 May 2014 10:57 am

Tgt Ion: 58 Resp: 5771

Ion	Ratio	Lower	Upper
58	100		
43	531.6	360.9	541.3

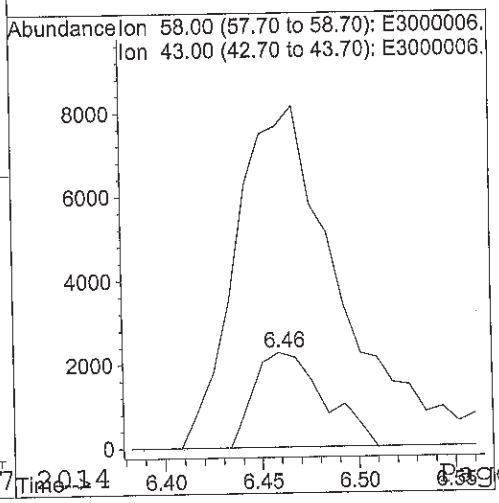

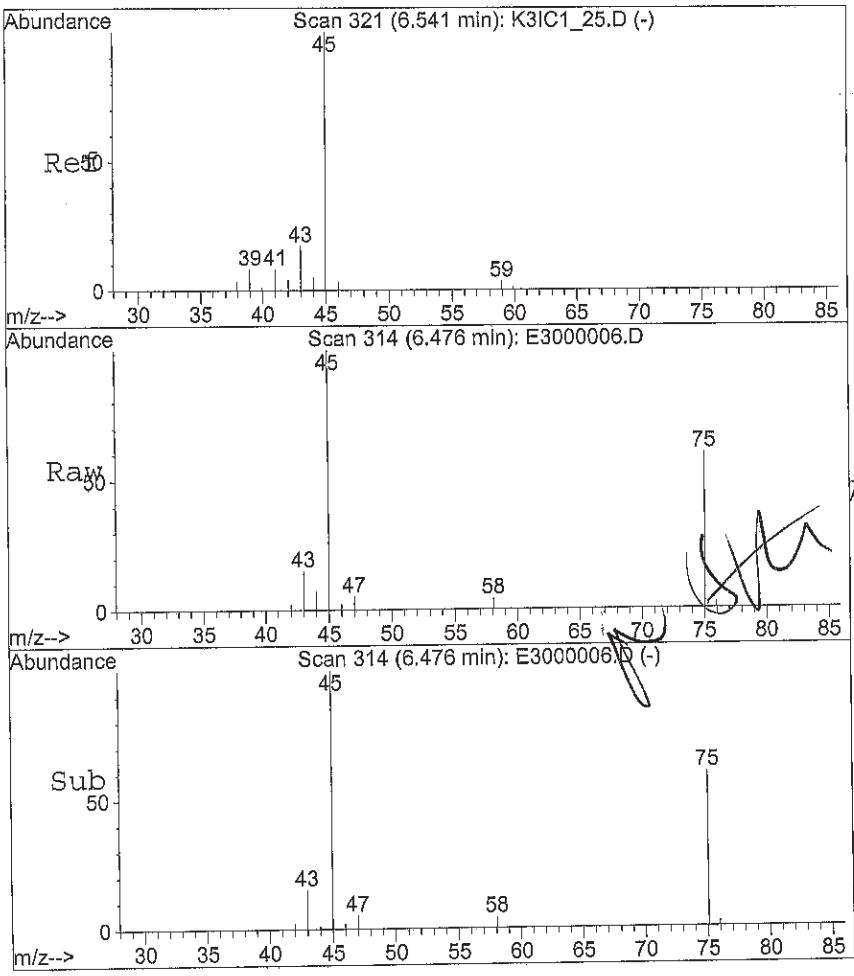

#12
(IPA) Leak Check Compound
Concen: 1023.90 ug/L
RT: 6.48 min Scan# 314
Delta R.T. -0.07 min
Lab File: E3000006.D
Acq: 30 May 2014 10:57 am

Tgt Ion: 45 Resp: 178720

Ion	Ratio	Lower	Upper
45	100		
39	0.1	4.9	7.3#

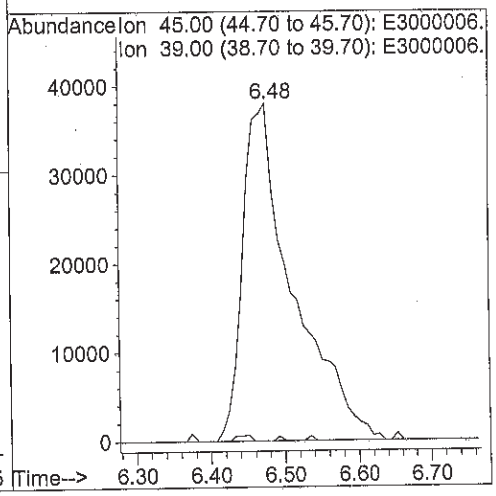

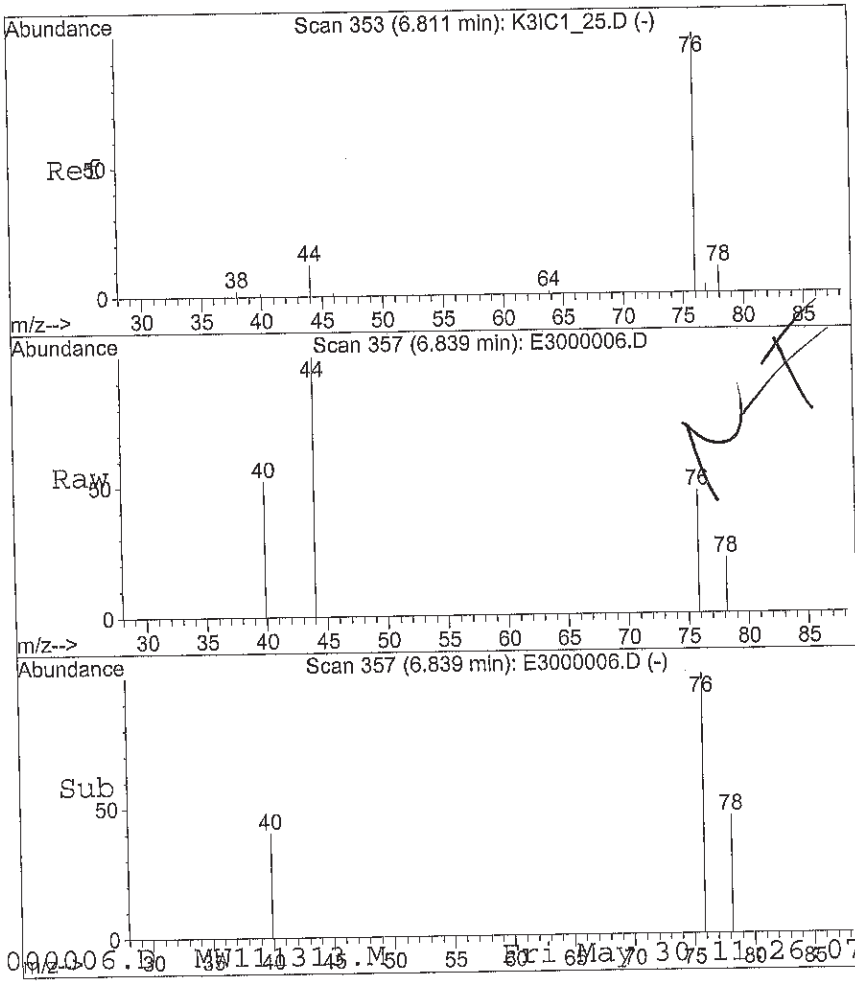

#13
Carbon disulfide
Concen: 0.14 ug/L
RT: 6.84 min Scan# 357
Delta R.T. 0.03 min
Lab File: E3000006.D
Acq: 30 May 2014 10:57 am

Tgt Ion: 76 Resp: 1745

Ion	Ratio	Lower	Upper
76	100		
78	16.1	7.0	10.4#

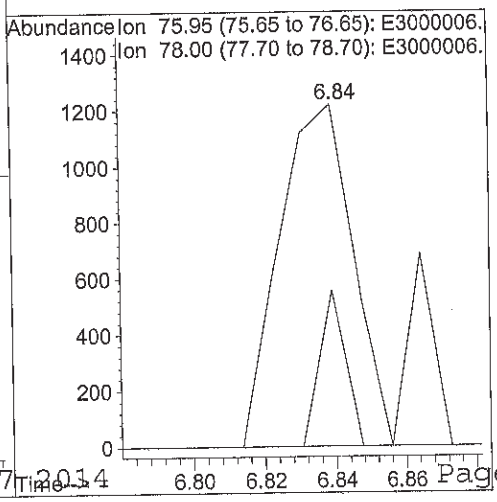

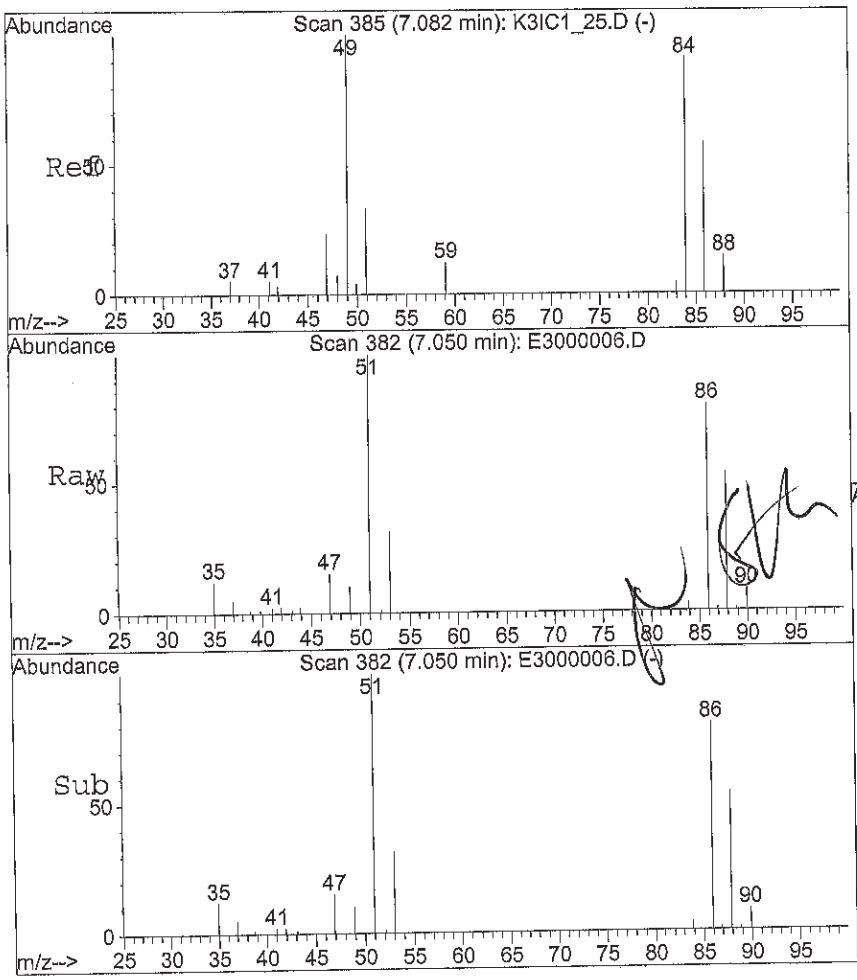

#14
Methylene Chloride
Concen: 1.64 ug/L
RT: 7.05 min Scan# 382
Delta R.T. -0.03 min
Lab File: E3000006.D
Acq: 30 May 2014 10:57 am

Tgt Ion: 84 Resp: 6556

Ion	Ratio	Lower	Upper
84	100		
49	825.3	89.8	134.6#
86	6035.2	51.1	76.7#
51	7119.9	28.5	42.7#

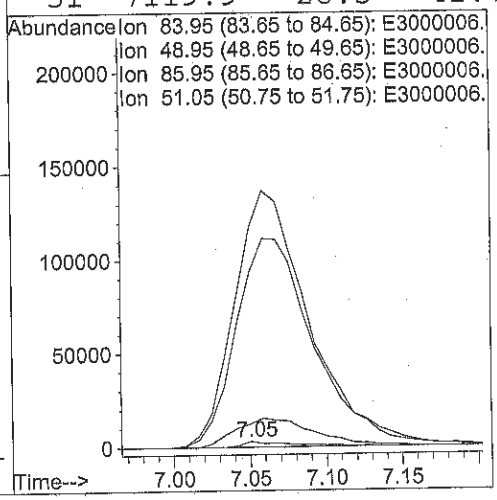

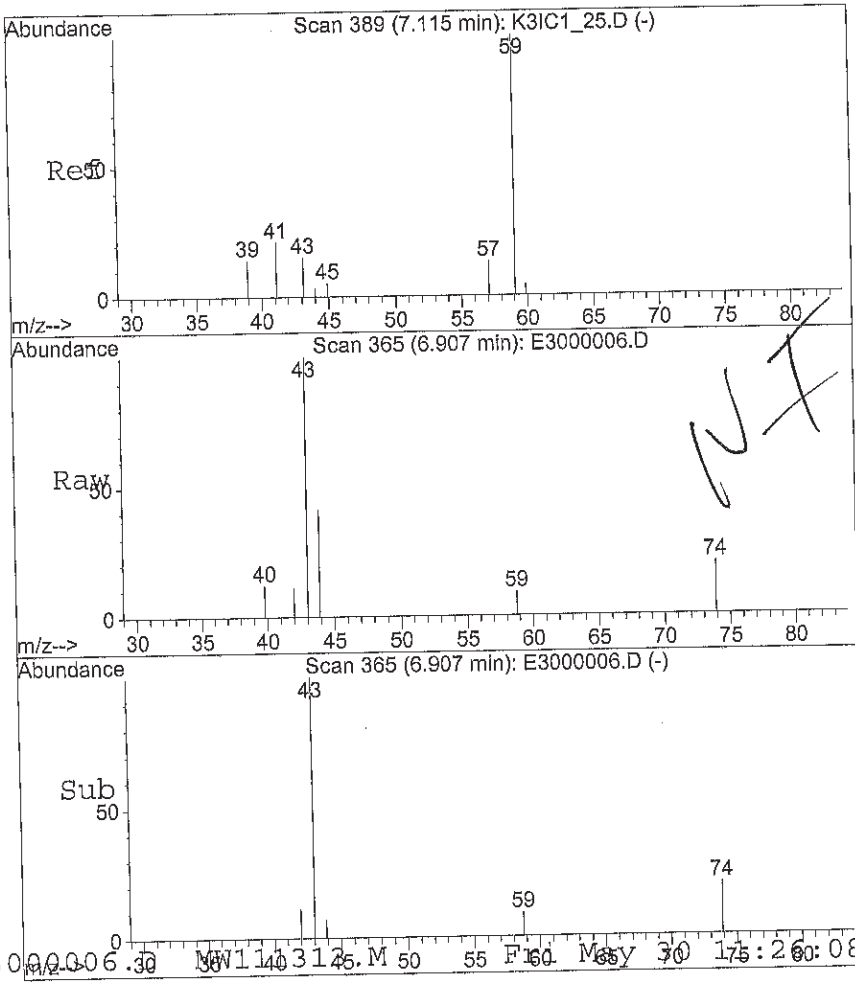

#15
(TBA) tert-Butanol
Concen: 3.39 ug/L
RT: 6.91 min Scan# 365
Delta R.T. -0.21 min
Lab File: E3000006.D
Acq: 30 May 2014 10:57 am

Tgt Ion: 59 Resp: 840

Ion	Ratio	Lower	Upper
59	100		
57	0.0	6.4	9.6#

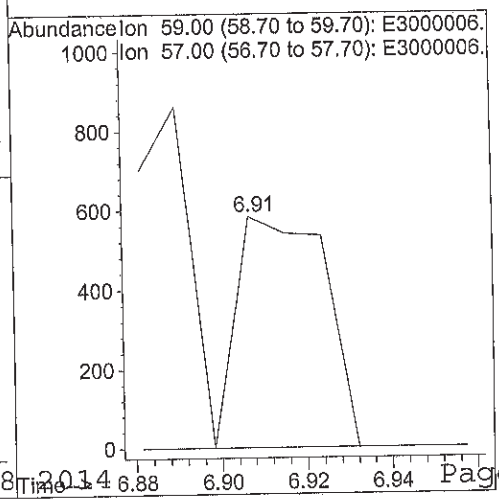

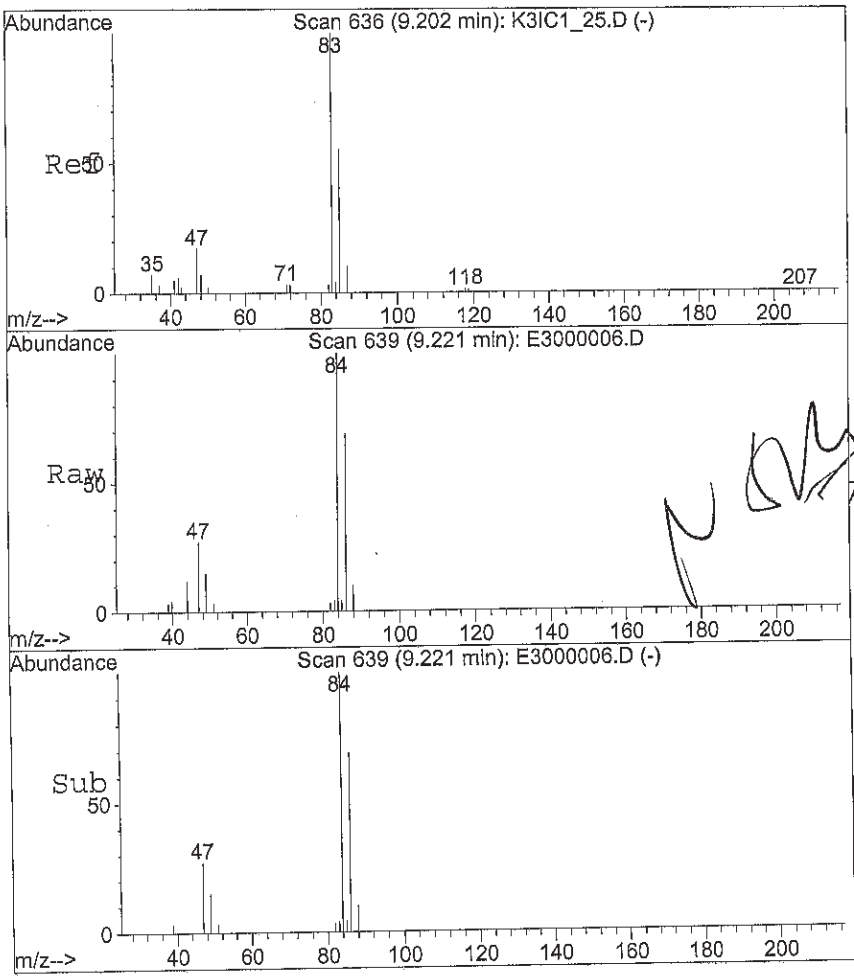

#24
Chloroform
Concen: 0.11 ug/L
RT: 9.22 min Scan# 639
Delta R.T. 0.02 min
Lab File: E3000006.D
Acq: 30 May 2014 10:57 am

Tgt Ion: 83 Resp: 819

Ion	Ratio	Lower	Upper
83	100		
85	0.0	51.8	77.6#

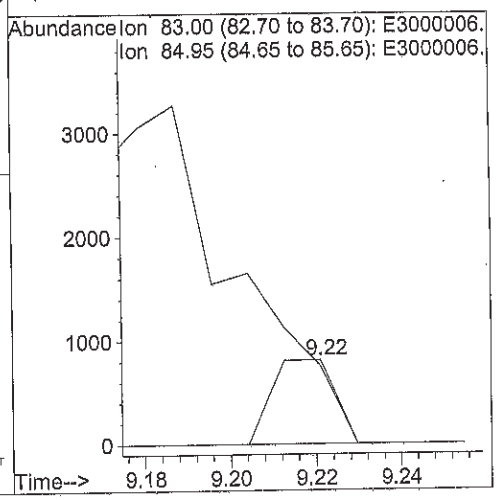

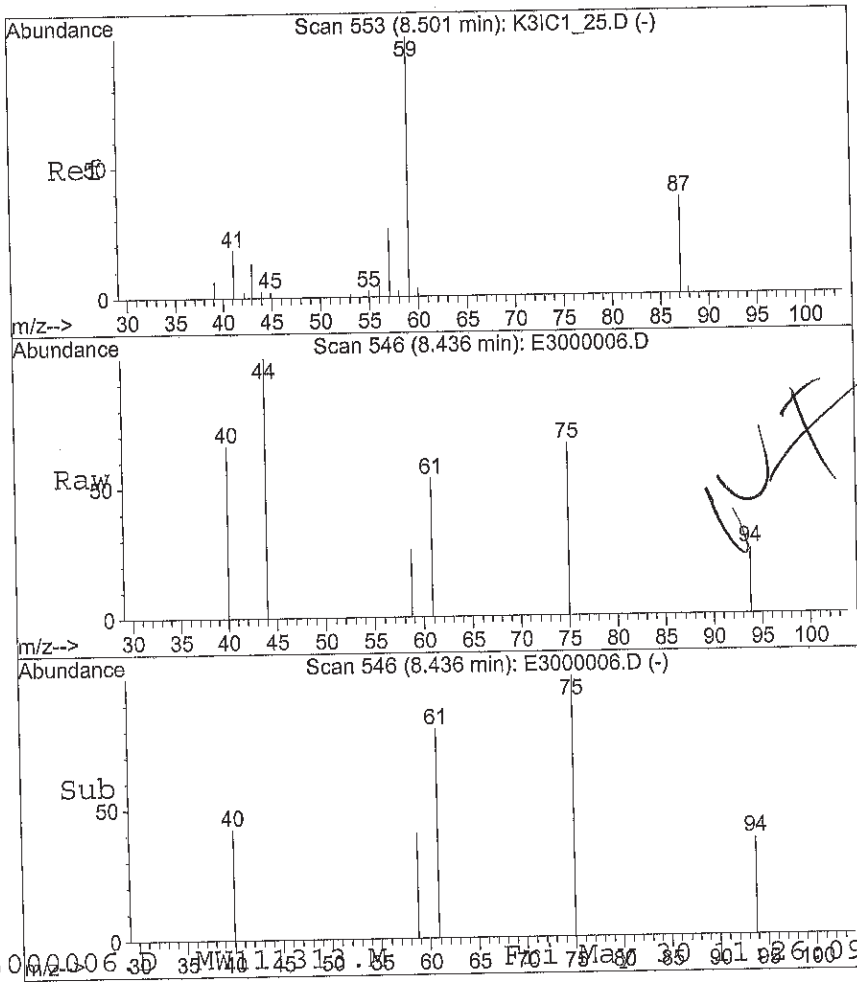

#25
(ETBE) 2-ethoxy 2-methyl propar
Concen: 0.03 ug/L
RT: 8.44 min Scan# 546
Delta R.T. -0.07 min
Lab File: E3000006.D
Acq: 30 May 2014 10:57 am

Tgt Ion: 59 Resp: 275

Ion	Ratio	Lower	Upper
59	100		
87	0.0	27.8	41.8#
57	0.0	19.8	29.6#
77	0.0	0.0	0.0

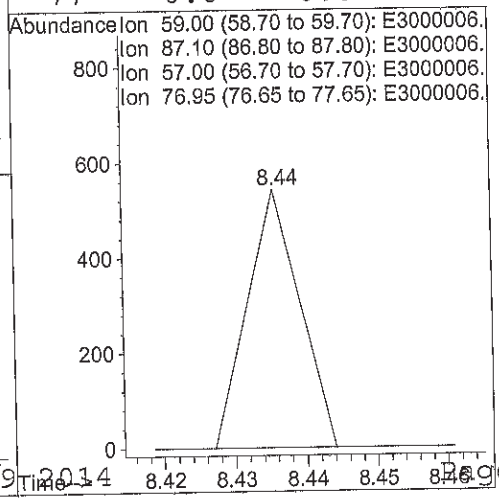

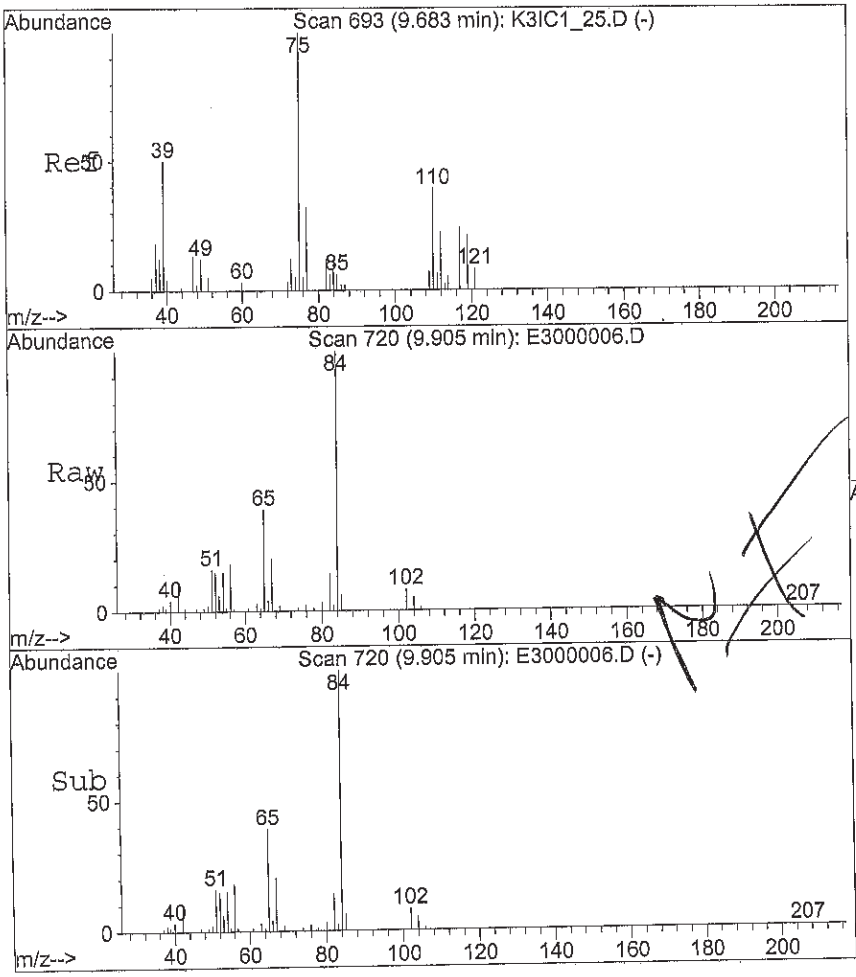

#29
1,1-Dichloropropene
Concen: 0.16 ug/L
RT: 9.91 min Scan# 720
Delta R.T. 0.22 min
Lab File: E3000006.D
Acq: 30 May 2014 10:57 am

Tgt Ion: 75 Resp: 902

Ion	Ratio	Lower	Upper
75	100		
110	0.0	29.0	43.6#
77	244.0	25.0	37.4#

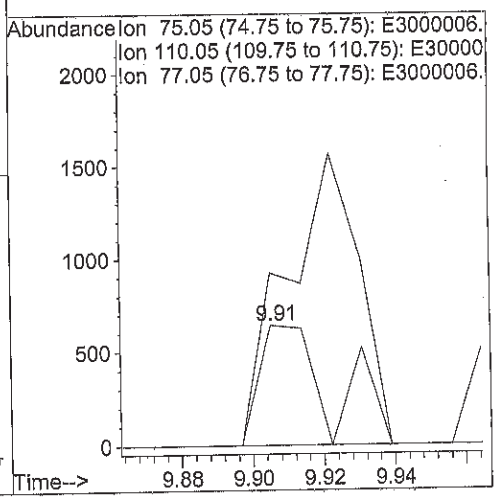

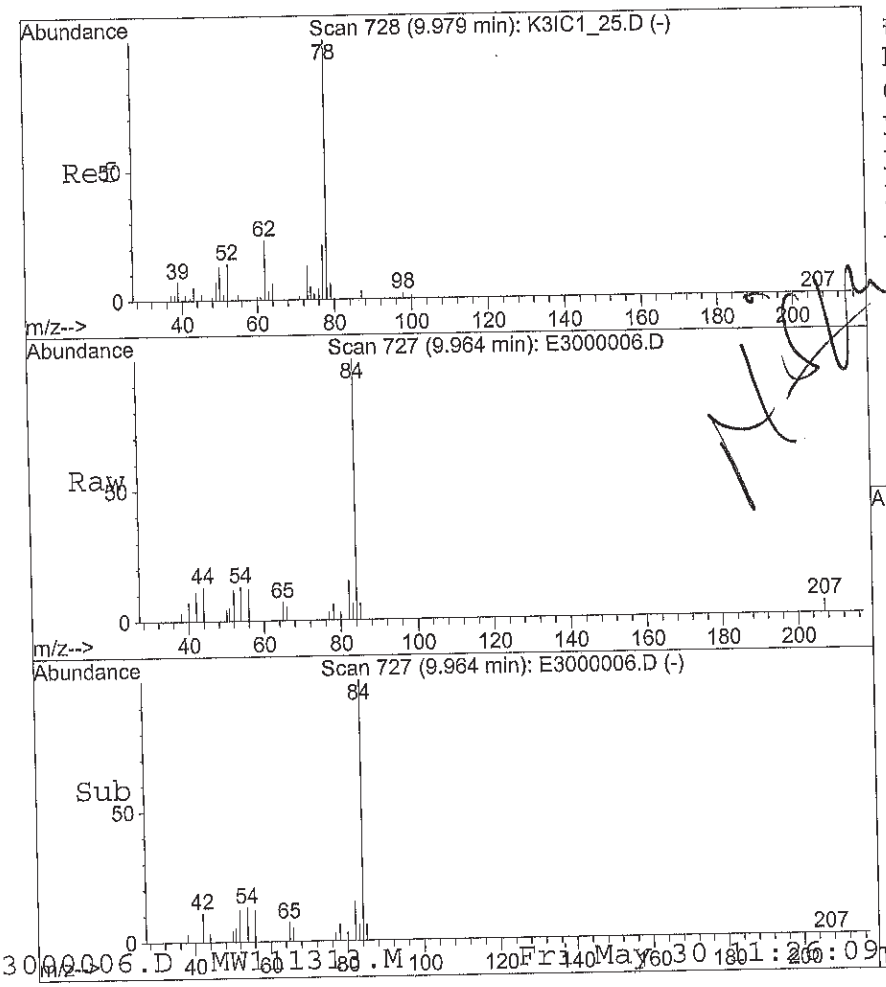

#31
Benzene
Concen: 0.13 ug/L
RT: 9.96 min Scan# 727
Delta R.T. -0.01 min
Lab File: E3000006.D
Acq: 30 May 2014 10:57 am

Tgt Ion: 78 Resp: 1802

Ion	Ratio	Lower	Upper
78	100		
51	0.0	14.2	21.2#
77	14.2	16.6	24.8#

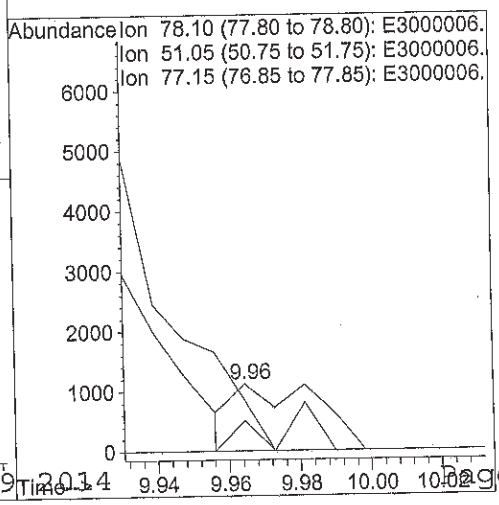

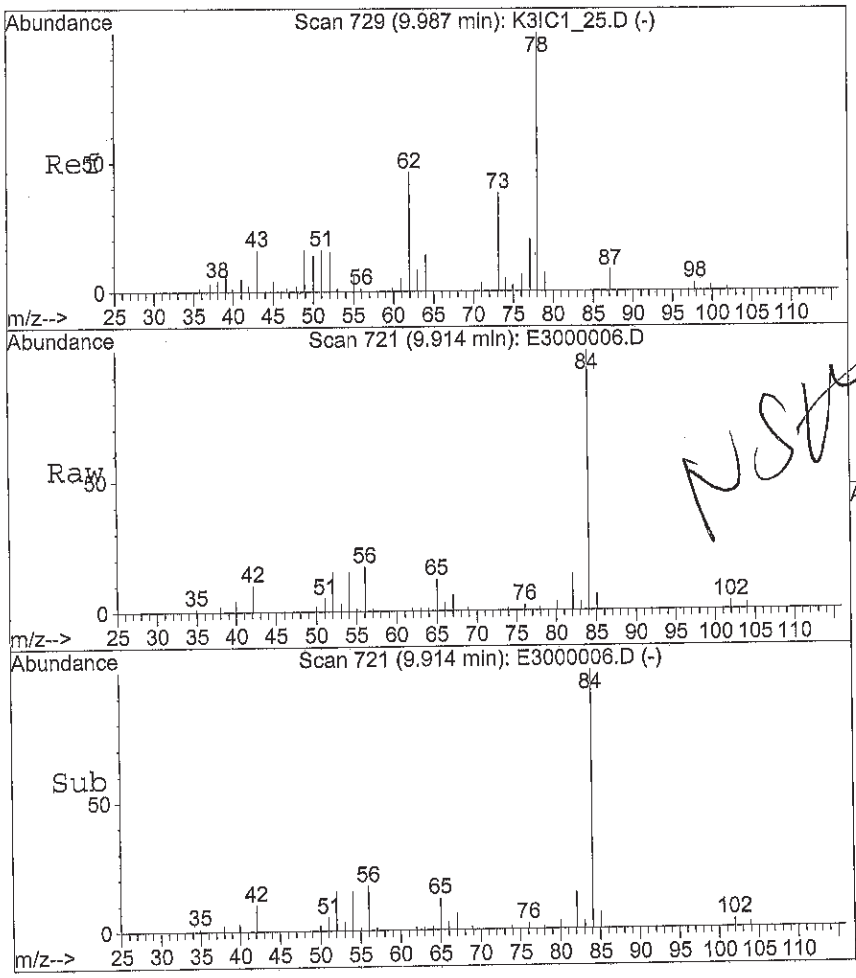

#32
1,2-Dichloroethane
Concen: 1.19 ug/L
RT: 9.91 min Scan# 721
Delta R.T. -0.07 min
Lab File: E3000006.D
Acq: 30 May 2014 10:57 am

Tgt Ion: 62	Resp:	5761	
Ion	Ratio	Lower	Upper
62	100		
64	196.3	28.0	42.0#
49	0.0	28.5	42.7#
98	0.0	6.2	9.4#

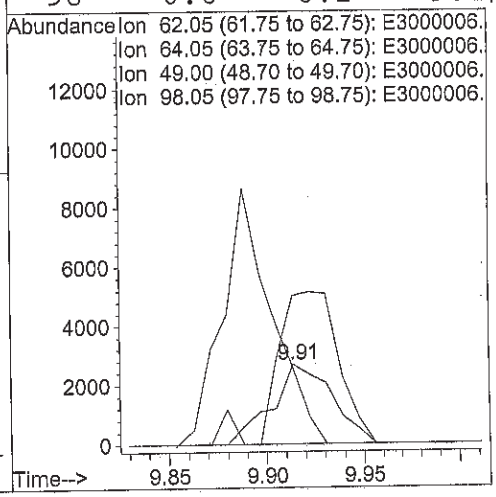

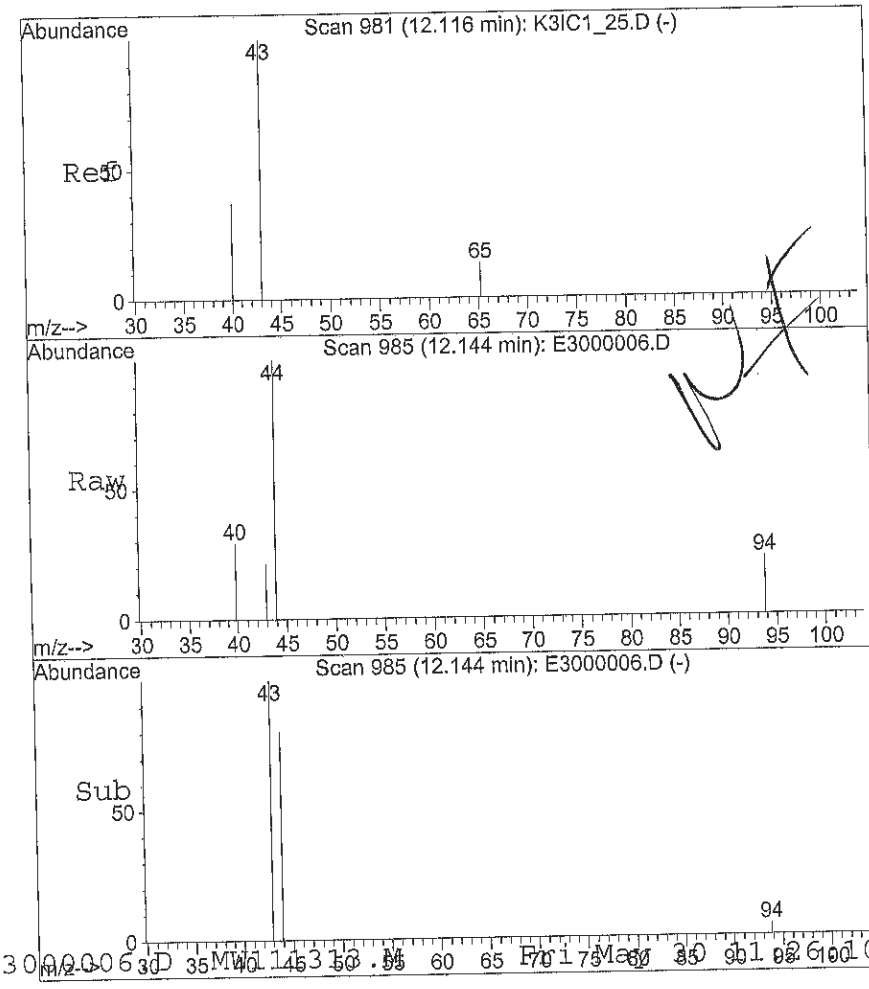

#40
(MIBK) 4-Methyl-2-Pentanone
Concen: 0.11 ug/L
RT: 12.14 min Scan# 985
Delta R.T. 0.03 min
Lab File: E3000006.D
Acq: 30 May 2014 10:57 am

Tgt Ion: 43	Resp:	273	
Ion	Ratio	Lower	Upper
43	100		
58	0.0	0.0	0.0
85	0.0	0.0	0.0
100	0.0	0.0	0.0

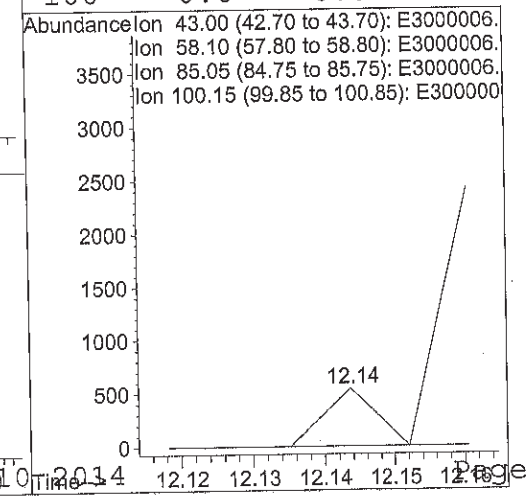

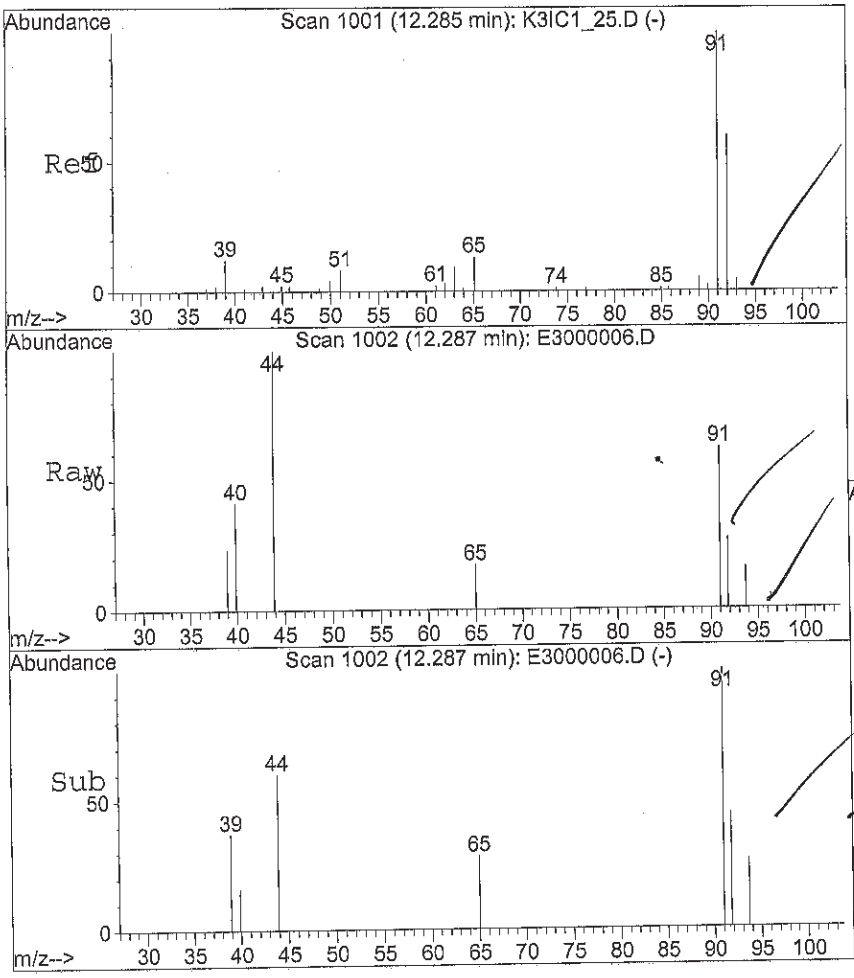

#41
Toluene
Concen: 0.22 ug/L
RT: 12.29 min Scan# 1002
Delta R.T. 0.00 min
Lab File: E3000006.D
Acq: 30 May 2014 10:57 am

Tgt Ion: 91 Resp: 3643

Ion	Ratio	Lower	Upper
91	100		
92	35.2	47.4	71.0#

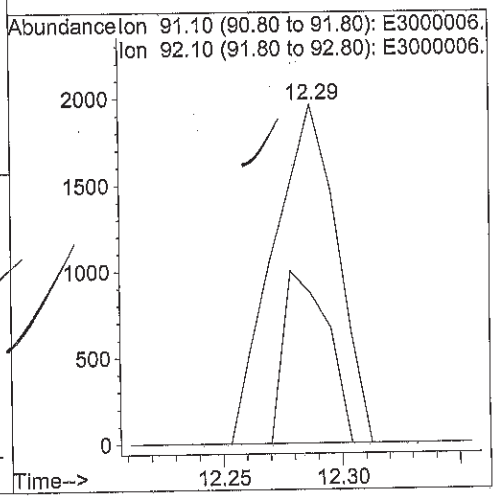

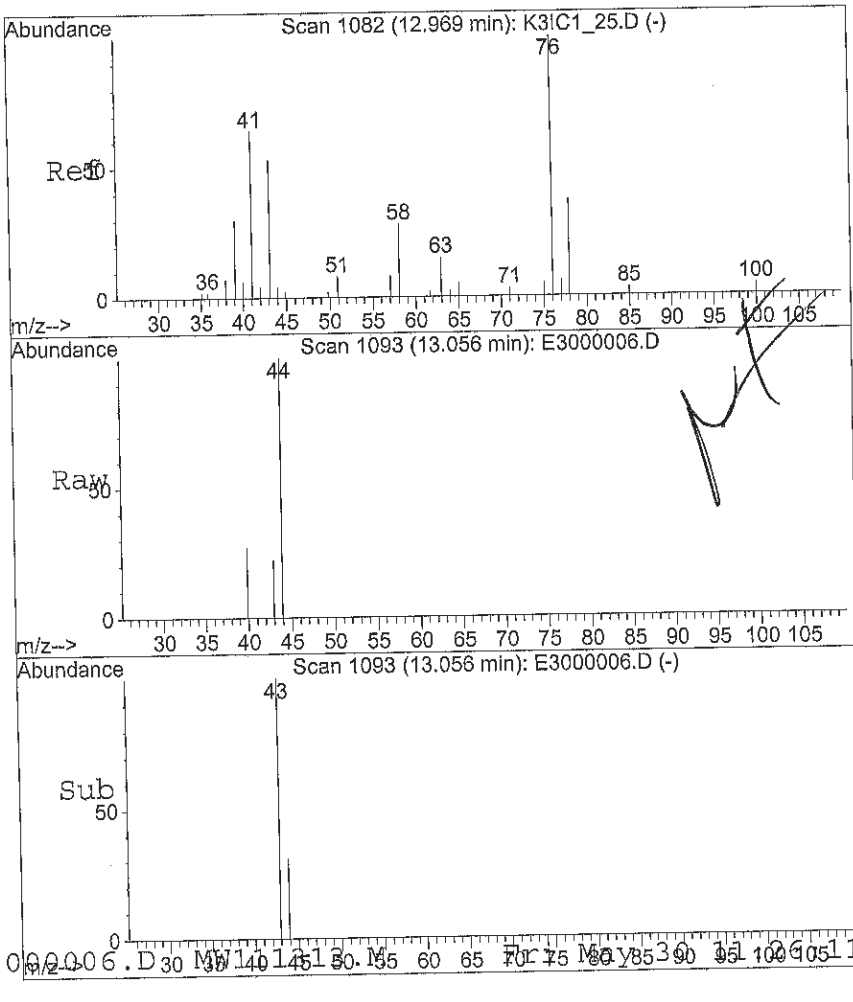

#46
2-Hexanone
Concen: 0.10 ug/L
RT: 13.06 min Scan# 1093
Delta R.T. 0.09 min
Lab File: E3000006.D
Acq: 30 May 2014 10:57 am

Tgt Ion: 43 Resp: 265

Ion	Ratio	Lower	Upper
43	100		
58	0.0	40.9	61.3#
100	0.0	5.5	8.3#
85	0.0	4.3	6.5#

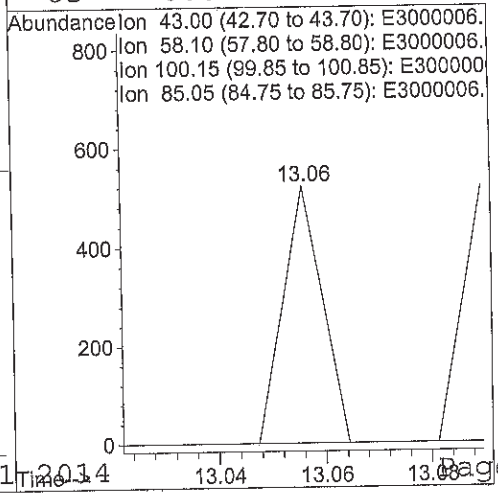

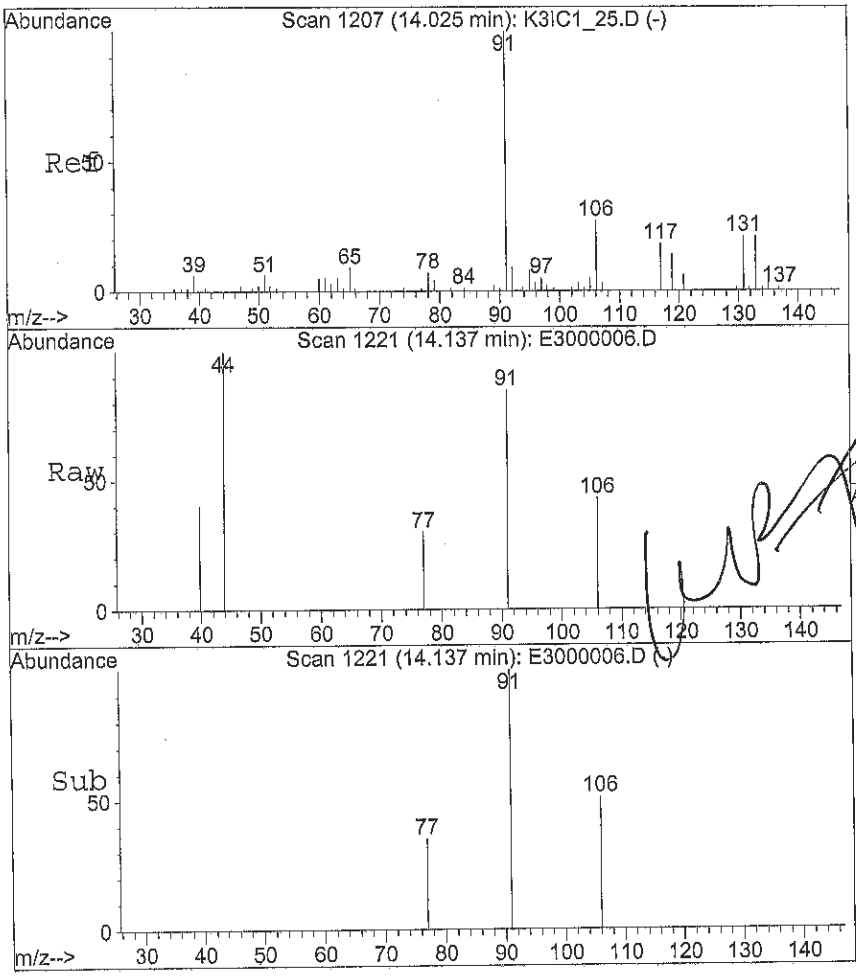

#51
Ethylbenzene
Concen: 0.18 ug/L
RT: 14.14 min Scan# 1221
Delta R.T. 0.11 min
Lab File: E3000006.D
Acq: 30 May 2014 10:57 am

Tgt Ion: 91 Resp: 3316

Ion	Ratio	Lower	Upper
91	100		
106	23.9	23.5	35.3

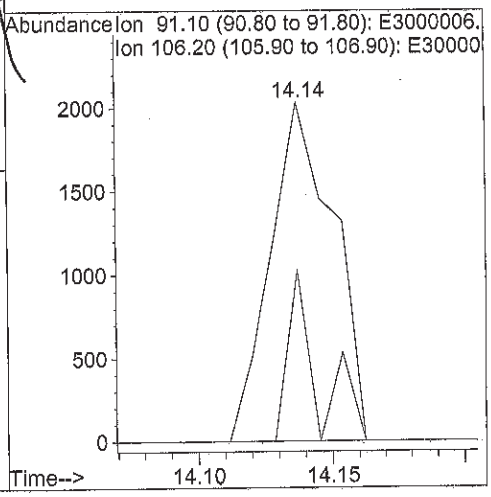

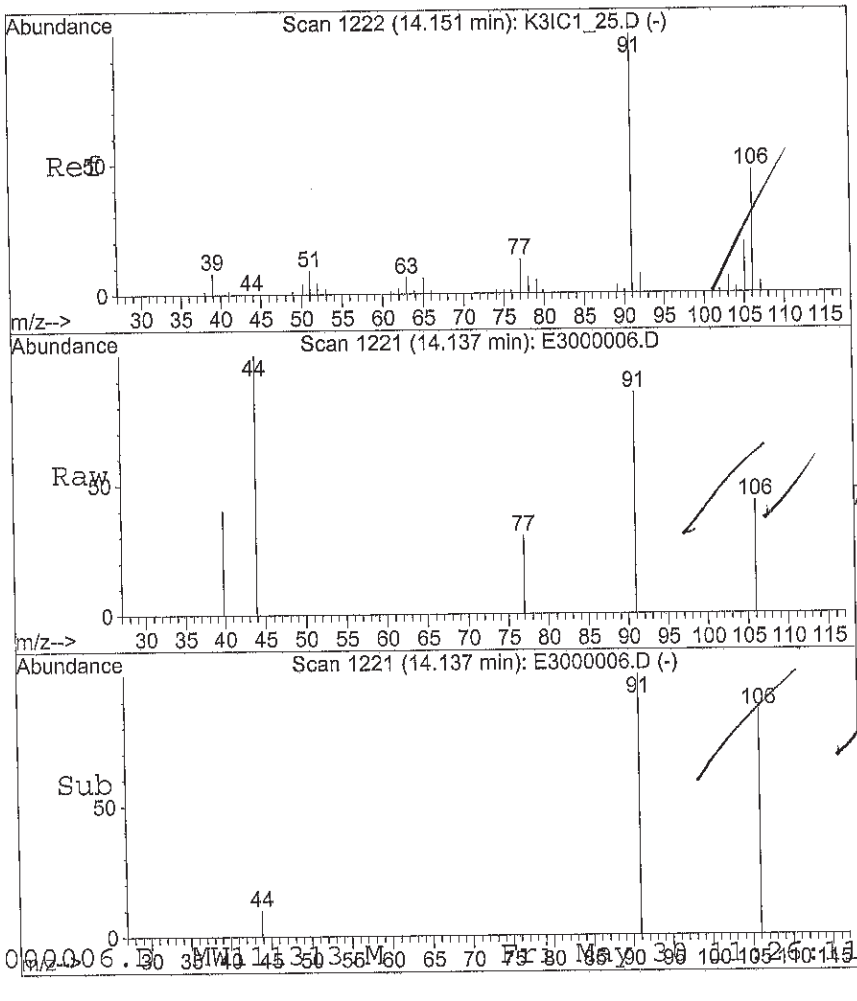

#52
m,p-Xylenes
Concen: 0.24 ug/L
RT: 14.14 min Scan# 1221
Delta R.T. -0.01 min
Lab File: E3000006.D
Acq: 30 May 2014 10:57 am

Tgt Ion:106 Resp: 1630

Ion	Ratio	Lower	Upper
106	100		
91	203.4	177.1	265.7

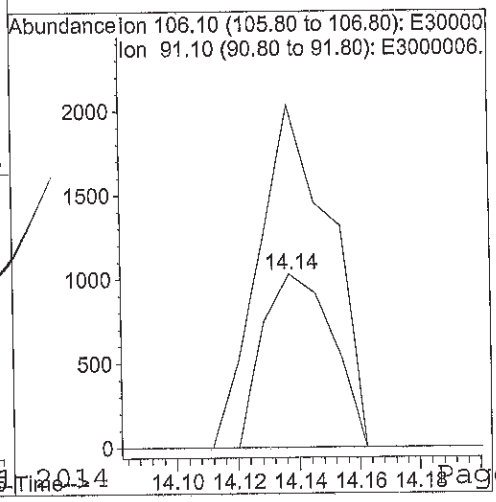

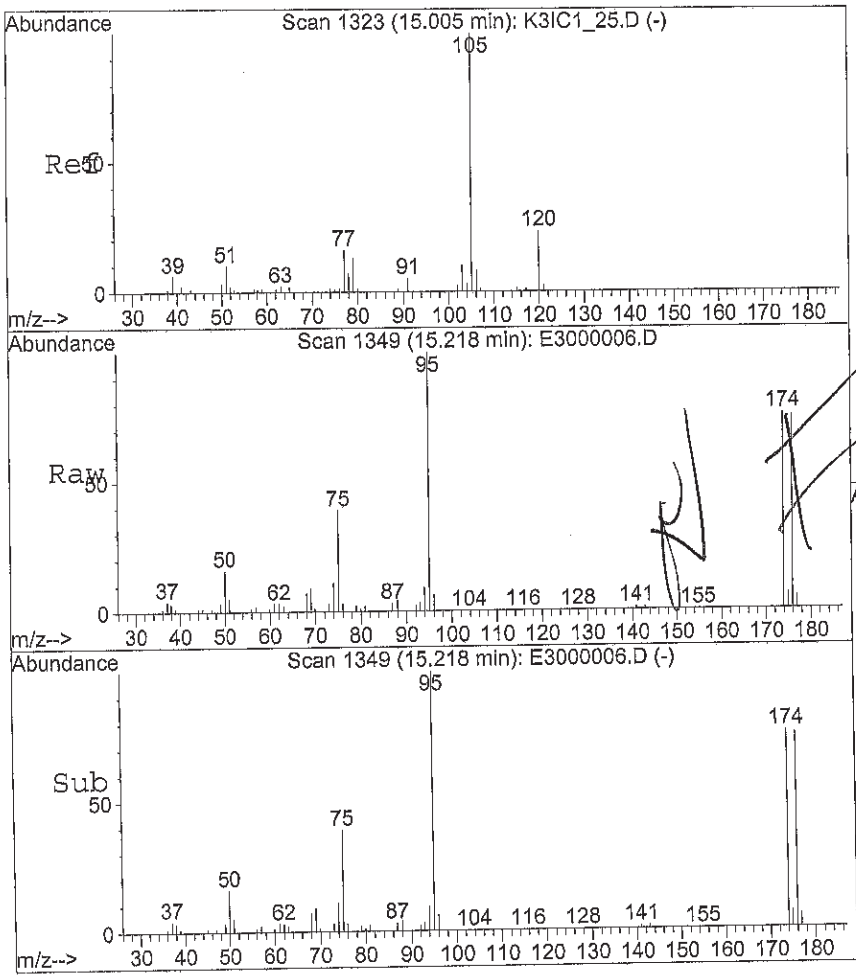

#56
Isopropylbenzene
Concen: 0.03 ug/L
RT: 15.22 min Scan# 1349
Delta R.T. 0.21 min
Lab File: E3000006.D
Acq: 30 May 2014 10:57 am

Tgt Ion:105 Resp: 628

Ion	Ratio	Lower	Upper
105	100		
120	0.0	19.3	28.9#
77	545.7	13.1	19.7#

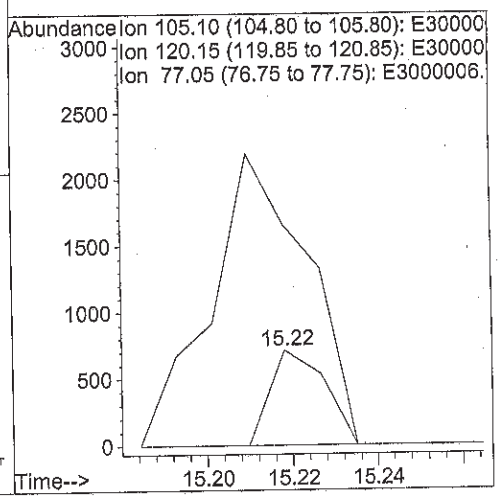

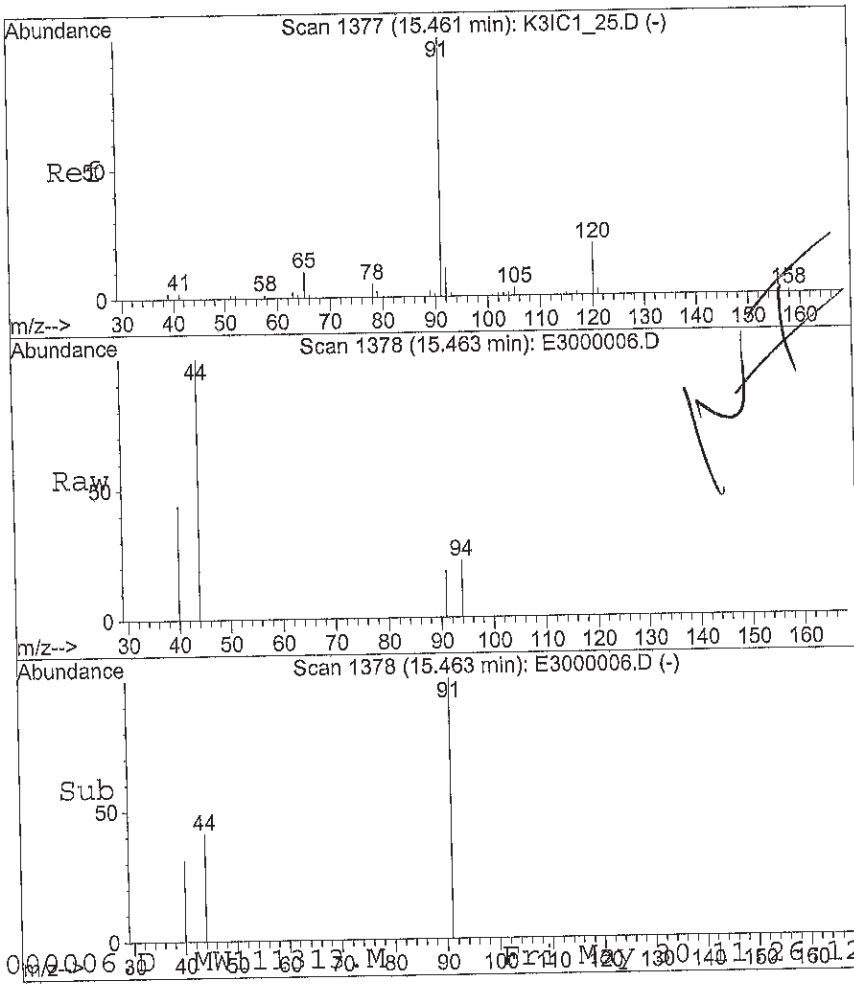

#62
n-Propylbenzene
Concen: 0.01 ug/L
RT: 15.46 min Scan# 1378
Delta R.T. 0.00 min
Lab File: E3000006.D
Acq: 30 May 2014 10:57 am

Tgt Ion: 91 Resp: 268

Ion	Ratio	Lower	Upper
91	100		
120	0.0	16.1	24.1#

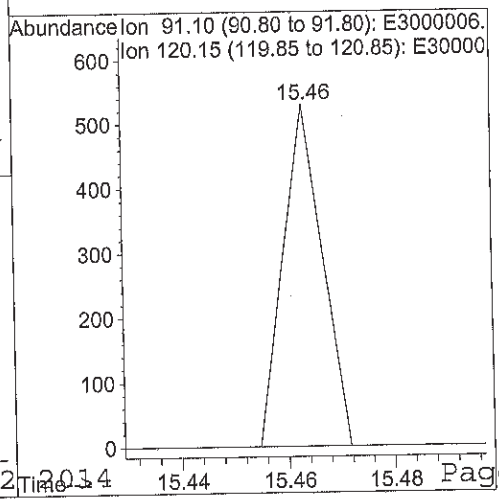

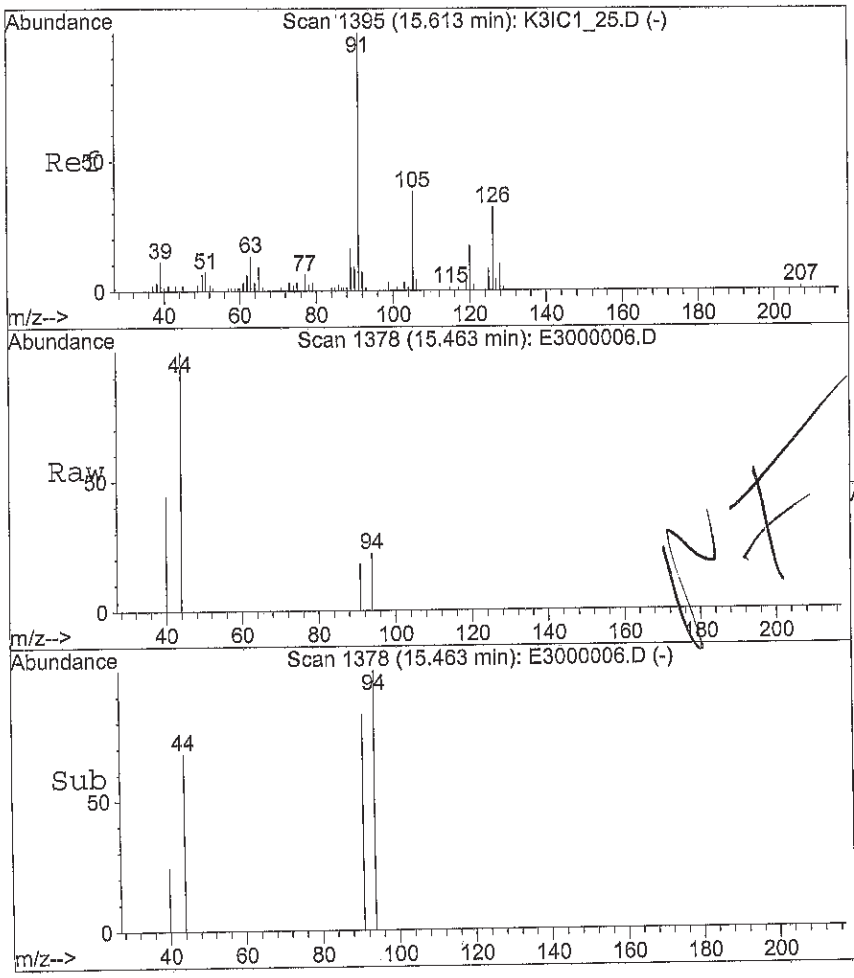

#63
2-Chlorotoluene
Concen: 0.02 ug/L
RT: 15.46 min Scan# 1378
Delta R.T. -0.15 min
Lab File: E3000006.D
Acq: 30 May 2014 10:57 am

Tgt Ion: 91 Resp: 268

Ion	Ratio	Lower	Upper
91	100		
126	0.0	24.0	36.0#

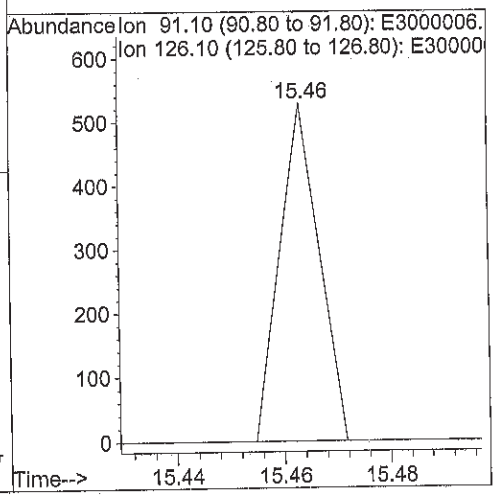

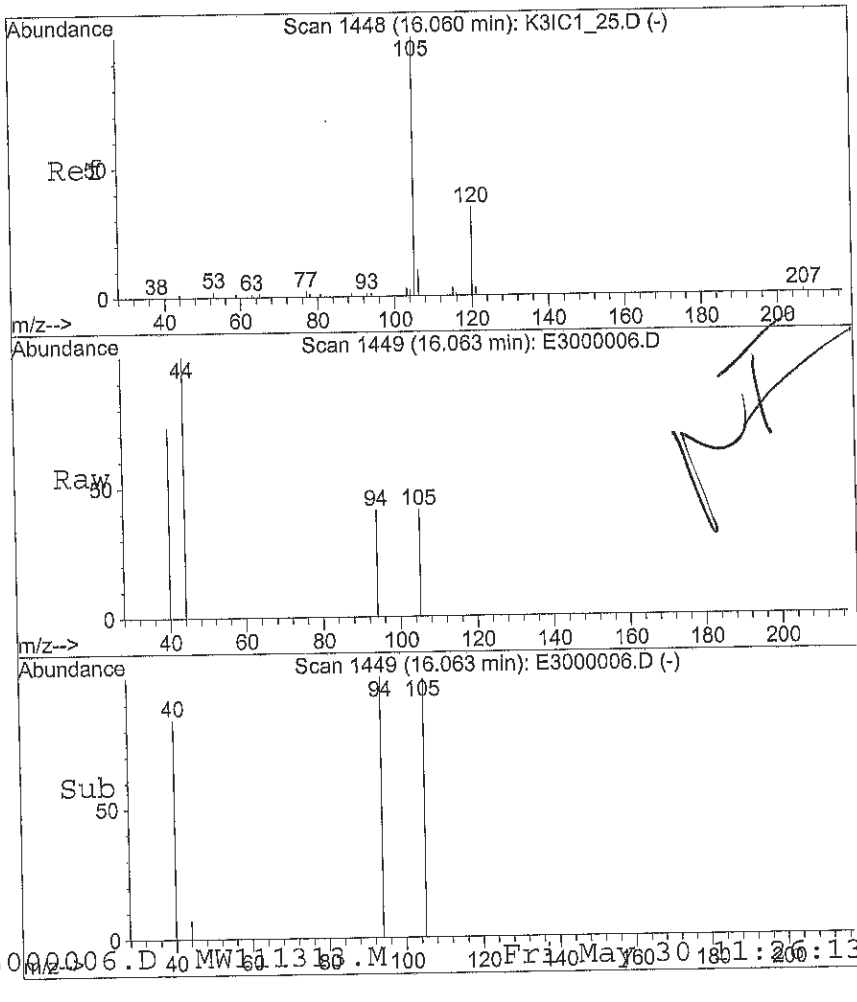

#67
1,2,4-Trimethylbenzene
Concen: 0.02 ug/L
RT: 16.06 min Scan# 1449
Delta R.T. 0.00 min
Lab File: E3000006.D
Acq: 30 May 2014 10:57 am

Tgt Ion:105 Resp: 420

Ion	Ratio	Lower	Upper
105	100		
120	0.0	33.8	50.8#

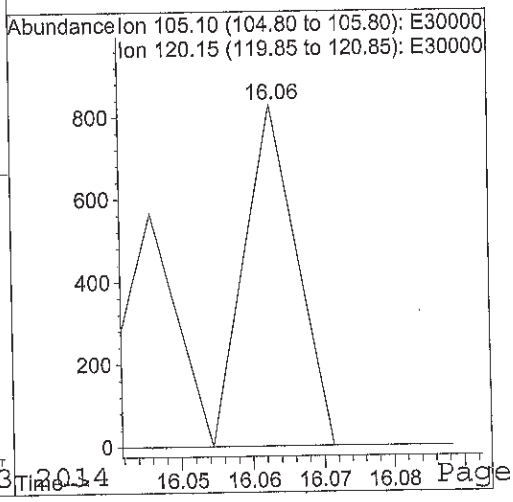

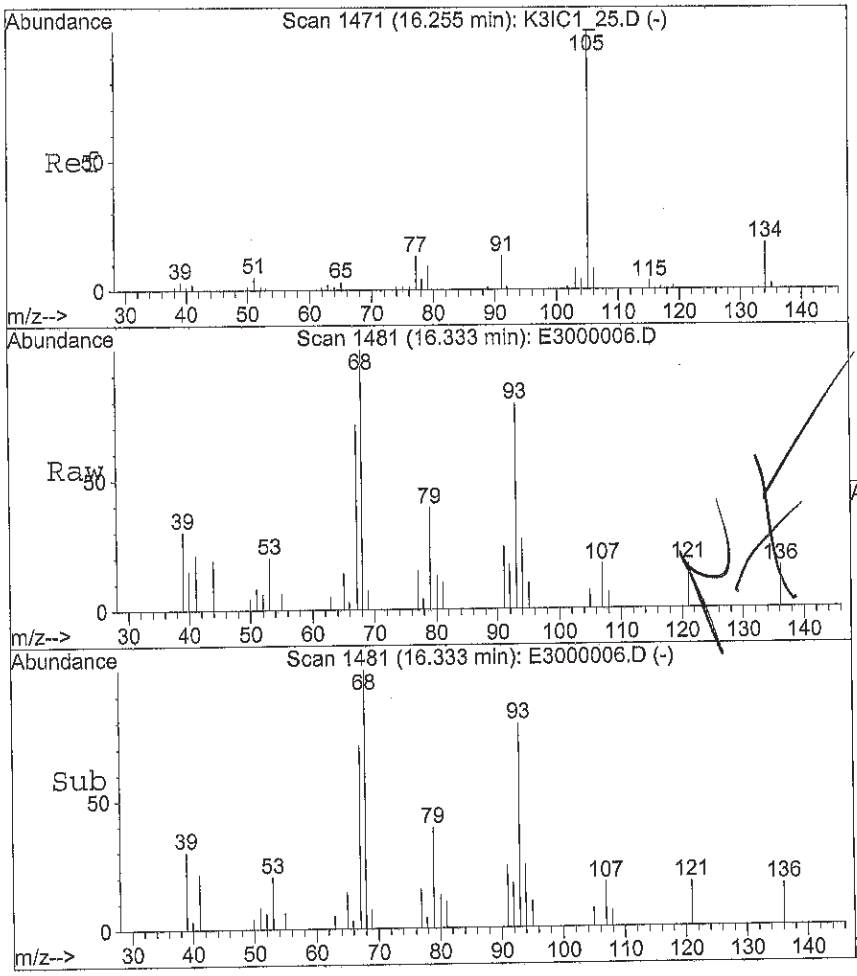

#68
sec-Butylbenzene
Concen: 0.06 ug/L
RT: 16.33 min Scan# 1481
Delta R.T. 0.08 min
Lab File: E3000006.D
Acq: 30 May 2014 10:57 am

Tgt Ion:105	Resp:	1452	
Ion	Ratio	Lower	Upper
105	100		
134	0.0	13.0	19.6#

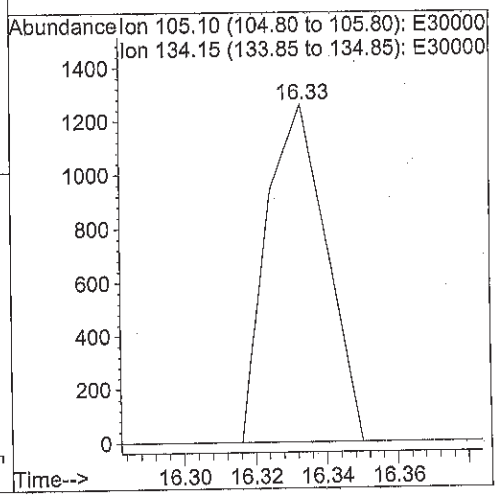

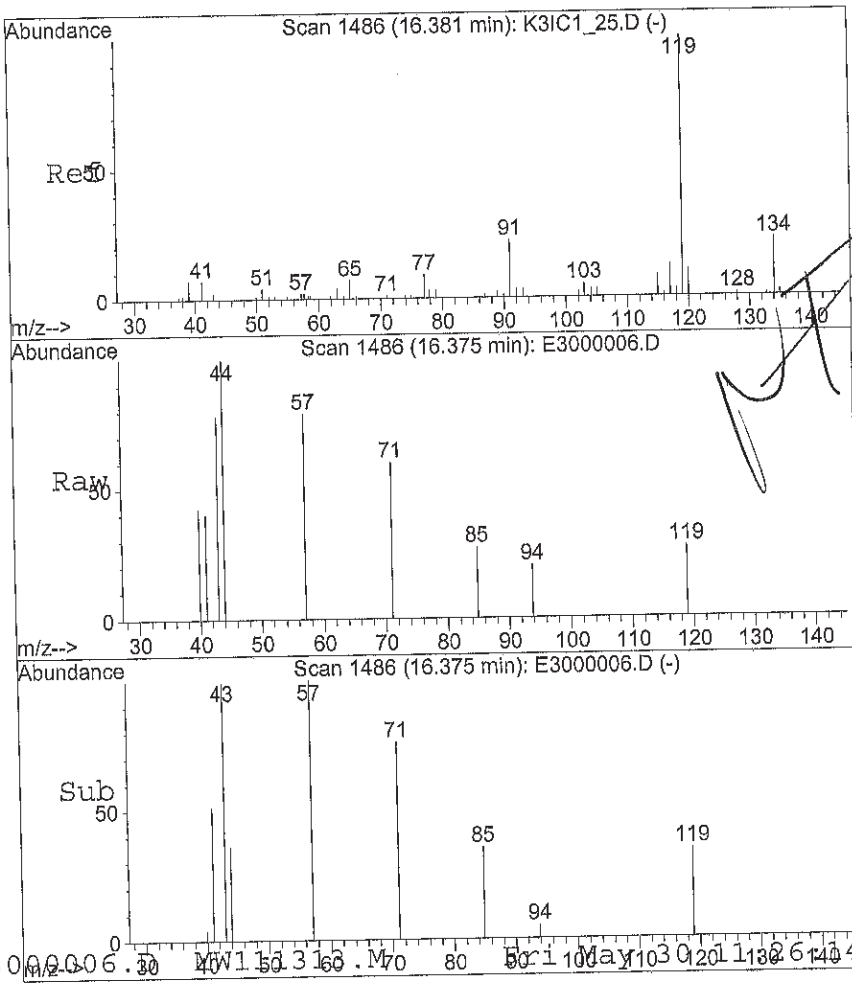

#69
p-Isopropyltoluene
Concen: 0.05 ug/L
RT: 16.38 min Scan# 1486
Delta R.T. -0.01 min
Lab File: E3000006.D
Acq: 30 May 2014 10:57 am

Tgt Ion:119	Resp:	855	
Ion	Ratio	Lower	Upper
119	100		
134	0.0	17.4	26.2#
91	0.0	19.6	29.4#

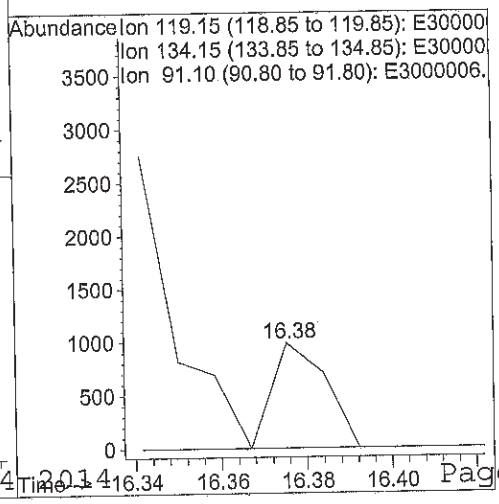

Quantitation Report (Not Reviewed)

Data File : C:\HPCHEM\1\DATA\053014L3\E3000006.D Vial: 5
Acq On : 30 May 2014 10:57 am Operator: DN
Sample : 3E43001-05 Inst : GC/MS Ins
Misc : 100cc SVL-546-SA5D-SV-16.0-17.0 Multiplr: 10.00
MS Integration Params: rteint.p
Quant Time: May 30 11:23 19114 Quant Results File: SS072713.RES

Quant Method : C:\HPCHEM\1\METHODS\SS072713.M (RTE Integrator)
Title : 8260B GC/MS #3 ICAL SSSF 07/27/13 DN
Last Update : Mon Nov 18 10:31:39 2013
Response via : Initial Calibration
DataAcq Meth : MW111313

Internal Standards	R.T.	QIon	Response	Conc	Units	Dev(Min)
1) Fluorobenzene (IS)	10.29	96	1452575	12.50	ug/L	-0.03
7) Chlorobenzene-d5 (IS)	13.92	117	1211623	12.50	ug/L	-0.01
10) 1,4-Dichlorobenzene-d4 (IS	16.50	152	685597	12.50	ug/L	-0.01
System Monitoring Compounds						
2) Dibromofluoromethane (SU1)	9.42	113	427901	11.33	ug/L	-0.01
Spiked Amount 12.500	Range 75 - 125		Recovery = 90.64%			
3) Chloroform-d (SU6)	9.18	84	682972	12.60	ug/L	-0.01
Spiked Amount 12.500	Range 70 - 140		Recovery = 100.80%			
4) Methylene Chloride-d2 (SU5	7.06	86	395667	12.49	ug/L	-0.02
Spiked Amount 12.500	Range 70 - 140		Recovery = 99.92%			
5) 1,2-Dichloroethane-d4 (SU2	9.90	65	418781	16.22	ug/L	0.00
Spiked Amount 12.500	Range 75 - 125		Recovery = 129.76%#			
6) Benzene-d6 (SU7)	9.92	84	1311107	11.50	ug/L	-0.03
Spiked Amount 12.500	Range 70 - 140		Recovery = 92.00%			
8) Toluene-d8 (SU3)	12.20	98	1334547	11.61	ug/L	-0.02
Spiked Amount 12.500	Range 75 - 125		Recovery = 92.88%			
9) 4-Bromofluorobenzene (SU4)	15.22	95	692829	14.60	ug/L	-0.01
Spiked Amount 12.500	Range 75 - 125		Recovery = 116.80%			

Target Compounds Qvalue

(#) = qualifier out of range (m) = manual integration

Quantitation Report

Data File : C:\HPCHEM\1\DATA\053014L3\E3000006.D Vial: 5
Acq On : 30 May 2014 10:57 am Operator: DN
Sample : 3E43001-05 Inst : GC/MS Ins
Misc : 100cc SVL-546-SA5D-SV-16.0-17.0 Multiplr: 10.00
MS Integration Params: rteint.p
Quant Time: May 30 11:23 19114 Quant Results File: SS072713.RES

Method : C:\HPCHEM\1\METHODS\SS072713.M (RTE Integrator)
Title : 8260B GC/MS #3 ICAL SSSF 07/27/13 DN
Last Update : Mon Nov 18 10:31:39 2013
Response via : Initial Calibration

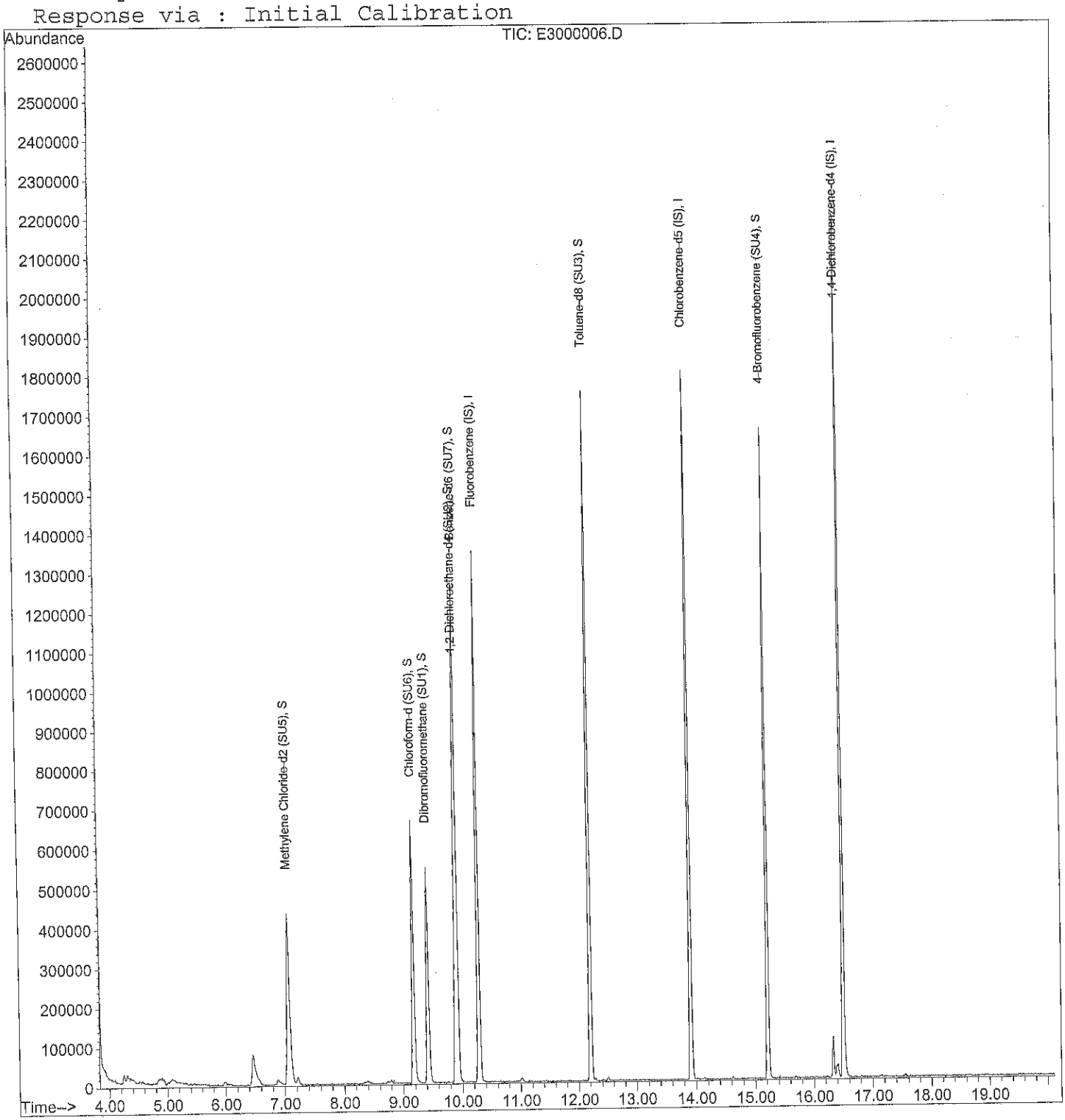

Quantitation Report (Not Reviewed)

Data File : C:\HPCHEM\1\DATA\053014L3\E3000007.D Vial: 6
Acq On : 30 May 2014 11:29 am Operator: DN
Sample : 3E43001-06 Inst : GC/MS Ins
Misc : 100cc SVL-550-SA5D-SV-5.0-6.0 Multiplr: 10.00
MS Integration Params: rteint.p
Quant Time: May 30 12:03 19114 Quant Results File: MW111313.RES

Quant Method : C:\HPCHEM\1\METHODS\MW111313.M (RTE Integrator)
Title : 8260B GC/MS #3 ICAL 11/13/13 DN
Last Update : Wed Nov 13 19:38:32 2013
Response via : Initial Calibration
DataAcq Meth : MW111313

Internal Standards	R.T.	QIon	Response	Conc	Units	Dev(Min)
1) Fluorobenzene (IS)	10.28	96	1576971	12.50	ug/L	0.00
38) Chlorobenzene-d5 (IS)	13.92	117	1289023	12.50	ug/L	0.00
59) 1,4-Dichlorobenzene-d4 (IS	16.51	152	706098	12.50	ug/L	0.00
System Monitoring Compounds						
2) Dibromofluoromethane (SU1)	9.42	113	450027	11.44	ug/L	0.00
Spiked Amount 12.500	Range 75 - 125		Recovery = 91.52%			
28) 1,2-Dichloroethane-d4 (SU2	9.89	65	421759	11.28	ug/L	0.00
Spiked Amount 12.500	Range 75 - 125		Recovery = 90.24%			
39) Toluene-d8 (SU3)	12.20	98	1414113	11.76	ug/L	0.00
Spiked Amount 12.500	Range 75 - 125		Recovery = 94.08%			
58) 4-Bromofluorobenzene (SU4)	15.22	95	719694	13.65	ug/L	0.00
Spiked Amount 12.500	Range 75 - 125		Recovery = 109.20%			

Target Compounds						Qvalue
3) (F12) Dichlorodifluorometh	4.07	85	275	0.07	ug/L #	44
4) Chloromethane	4.38	50	649	-0.98	ug/L #	41
6) Bromomethane	5.08	96	5199	1.22	ug/L #	76
7) Chloroethane	5.18	64	741	1.25	ug/L	88
11) Acetone	6.46	58	6115	5.06	ug/L	90
12) (IPA) Leak Check Compound	6.47	45	194125	1024.43	ug/L #	83
13) Carbon disulfide	6.84	76	2078	0.16	ug/L #	76
14) Methylene Chloride	7.06	84	6428	1.48	ug/L #	1
15) (TBA) tert-Butanol	6.89	59	2382	8.86	ug/L #	77
24) Chloroform	9.20	83	750	0.09	ug/L #	1
25) (ETBE) 2-ethoxy 2-methyl p	8.32	59	1120	0.10	ug/L #	44
29) 1,1-Dichloropropene	9.92	75	653	0.11	ug/L #	1
31) Benzene	9.93	78	10112	0.68	ug/L #	78
32) 1,2-Dichloroethane	9.93	62	6579	1.25	ug/L #	1
40) (MIBK) 4-Methyl-2-Pentanon	12.20	43	7205	2.80	ug/L #	100
41) Toluene	12.28	91	3473	0.20	ug/L	85
46) 2-Hexanone	12.92	43	2767	0.98	ug/L #	37
51) Ethylbenzene	14.02	91	2618	0.13	ug/L #	45
52) m,p-Xylenes	14.13	106	2707	0.38	ug/L	88
53) o-Xylene	14.62	106	294	0.04	ug/L #	1
54) Styrene	14.62	104	1794	-0.70	ug/L #	64
56) Isopropylbenzene	15.00	105	265	0.01	ug/L #	55

(#) = qualifier out of range (m) = manual integration
E3000007.D MW111313.M Fri May 30 12:03:56 2014 Page 1

Quantitation Report (Not Reviewed)

Data File : C:\HPCHEM\1\DATA\053014L3\E3000007.D Vial: 6
Acq On : 30 May 2014 11:29 am Operator: DN
Sample : 3E43001-06 Inst : GC/MS Ins
Misc : 100cc SVL-550-SA5D-SV-5.0-6.0 Multiplr: 10.00
MS Integration Params: rteint.p
Quant Time: May 30 12:03 19114 Quant Results File: MW111313.RES

Quant Method : C:\HPCHEM\1\METHODS\MW111313.M (RTE Integrator)
Title : 8260B GC/MS #3 ICAL 11/13/13 DN
Last Update : Wed Nov 13 19:38:32 2013
Response via : Initial Calibration
DataAcq Meth : MW111313

Compound	R.T.	QIon	Response	Conc	Unit		Qvalue
62) n-Propylbenzene	15.45	91	731	0.03	~~ug/L~~	#	56
63) 2-Chlorotoluene	15.45	91	731	0.04	~~ug/L~~	#	45
64) 1,3,5-Trimethylbenzene	15.54	105	814	0.05	~~ug/L~~	#	31
67) 1,2,4-Trimethylbenzene	16.05	105	1564	0.09	~~ug/L~~	#	33
68) sec-Butylbenzene	16.33	105	775	0.03	~~ug/L~~	#	62
69) p-Isopropyltoluene	16.39	119	801	0.04	~~ug/L~~	#	65

(#) = qualifier out of range (m) = manual integration

Quantitation Report

Data File : C:\HPCHEM\1\DATA\053014L3\E3000007.D Vial: 6
Acq On : 30 May 2014 11:29 am Operator: DN
Sample : 3E43001-06 Inst : GC/MS Ins
Misc : 100cc SVL-550-SA5D-SV-5.0-6.0 Multiplr: 10.00
MS Integration Params: rteint.p
Quant Time: May 30 12:03 19114 Quant Results File: MW111313.RES

Method : C:\HPCHEM\1\METHODS\MW111313.M (RTE Integrator)
Title : 8260B GC/MS #3 ICAL 11/13/13 DN
Last Update : Wed Nov 13 19:38:32 2013
Response via : Initial Calibration



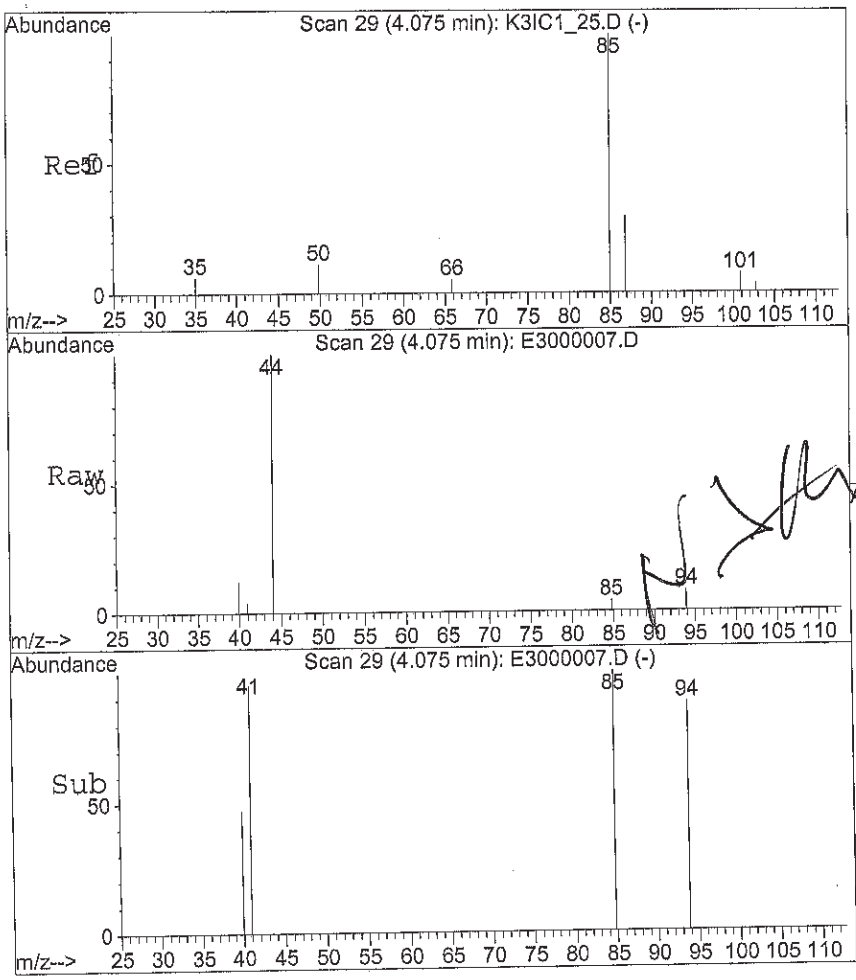

#3
(F12) Dichlorodifluoromethane
Concen: 0.07 ug/L
RT: 4.07 min Scan# 29
Delta R.T. 0.00 min
Lab File: E3000007.D
Acq: 30 May 2014 11:29 am

Tgt Ion: 85 Resp: 275

Ion	Ratio	Lower	Upper
85	100		
87	0.0	24.6	37.0#

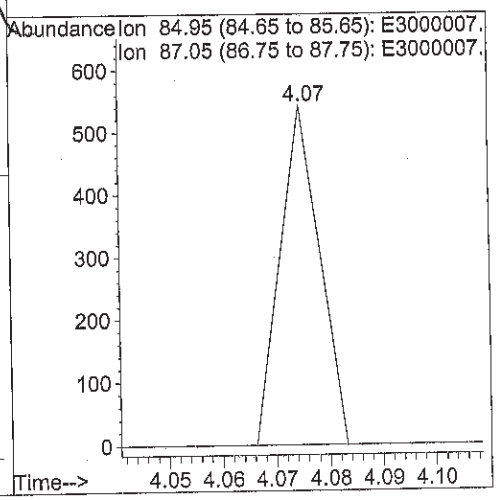

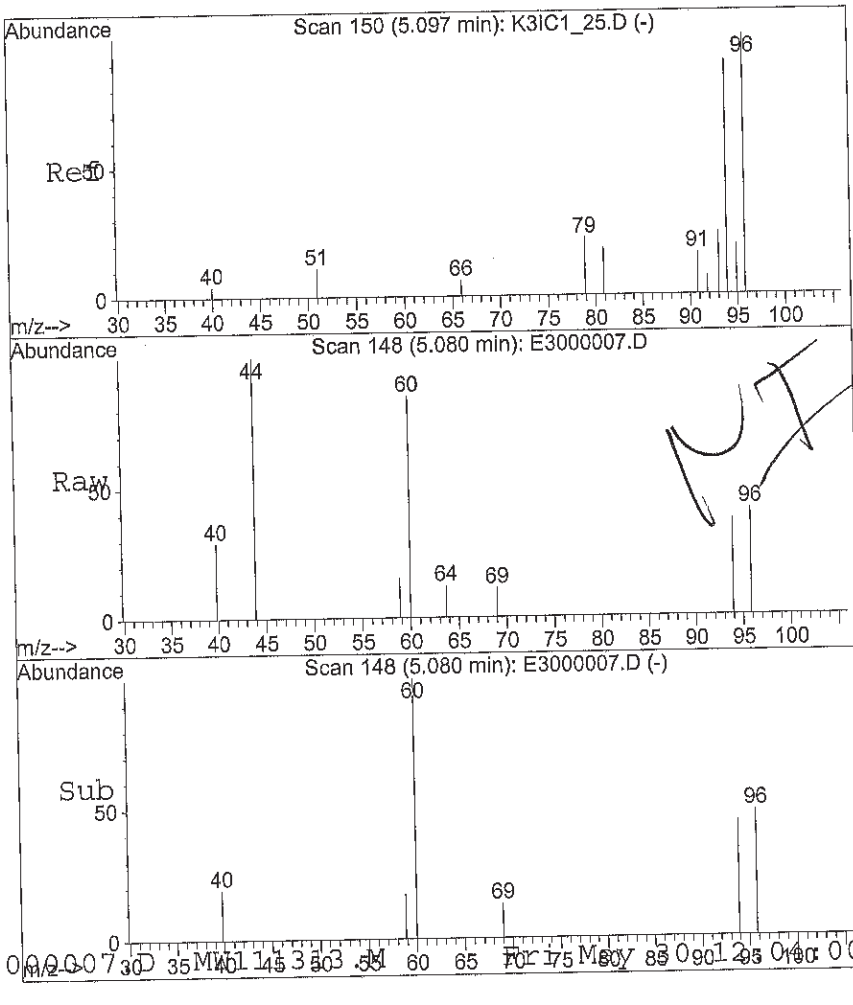

#6
Bromomethane
Concen: 1.22 ug/L
RT: 5.08 min Scan# 148
Delta R.T. -0.02 min
Lab File: E3000007.D
Acq: 30 May 2014 11:29 am

Tgt Ion: 96 Resp: 5199

Ion	Ratio	Lower	Upper
96	100		
94	153.2	101.0	151.4#

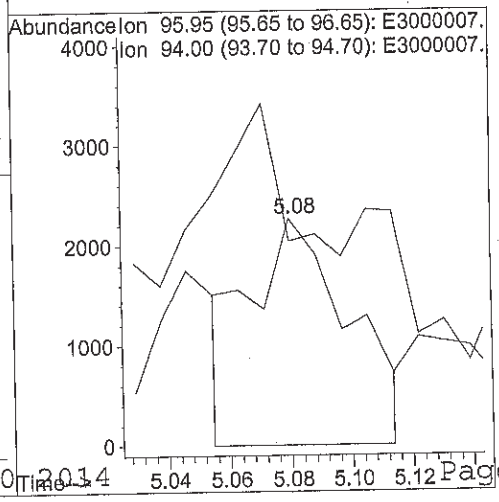

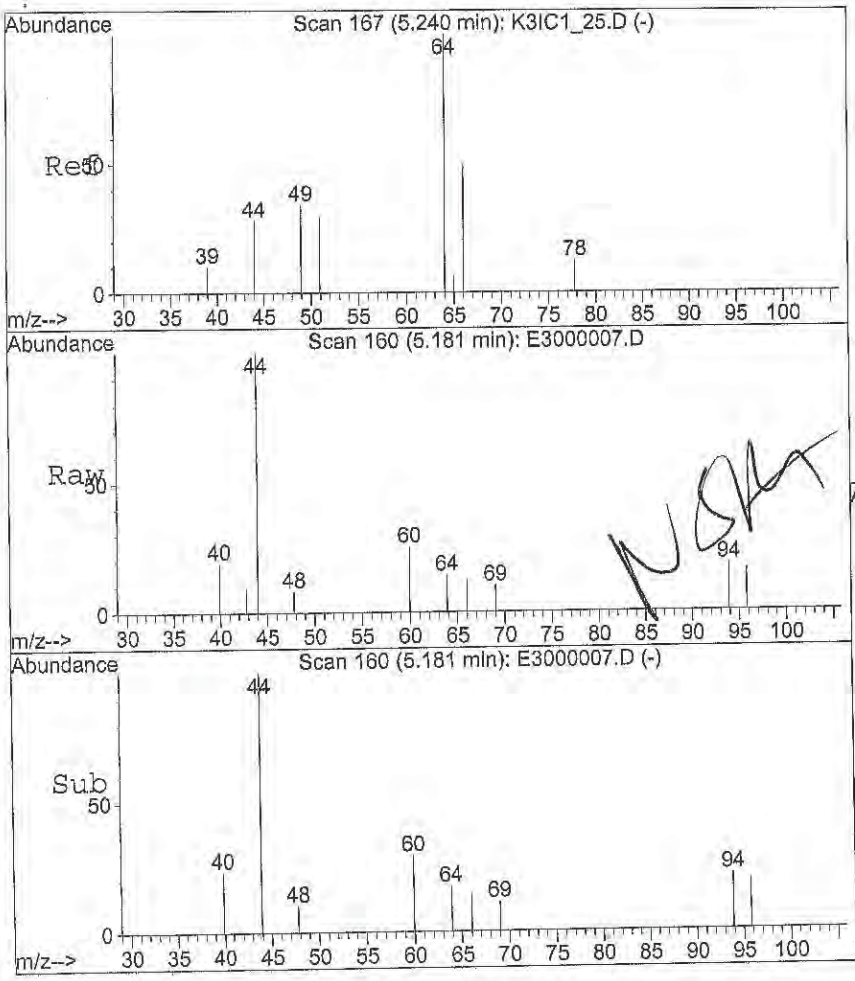

#7
Chloroethane
Concen: 1.25 ug/L
RT: 5.18 min Scan# 160
Delta R.T. -0.06 min
Lab File: E3000007.D
Acq: 30 May 2014 11:29 am

Tgt Ion: 64 Resp: 741

Ion	Ratio	Lower	Upper
64	100		
66	51.8	35.4	53.0

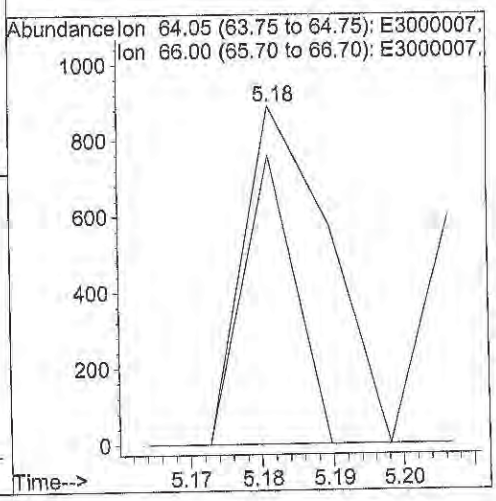

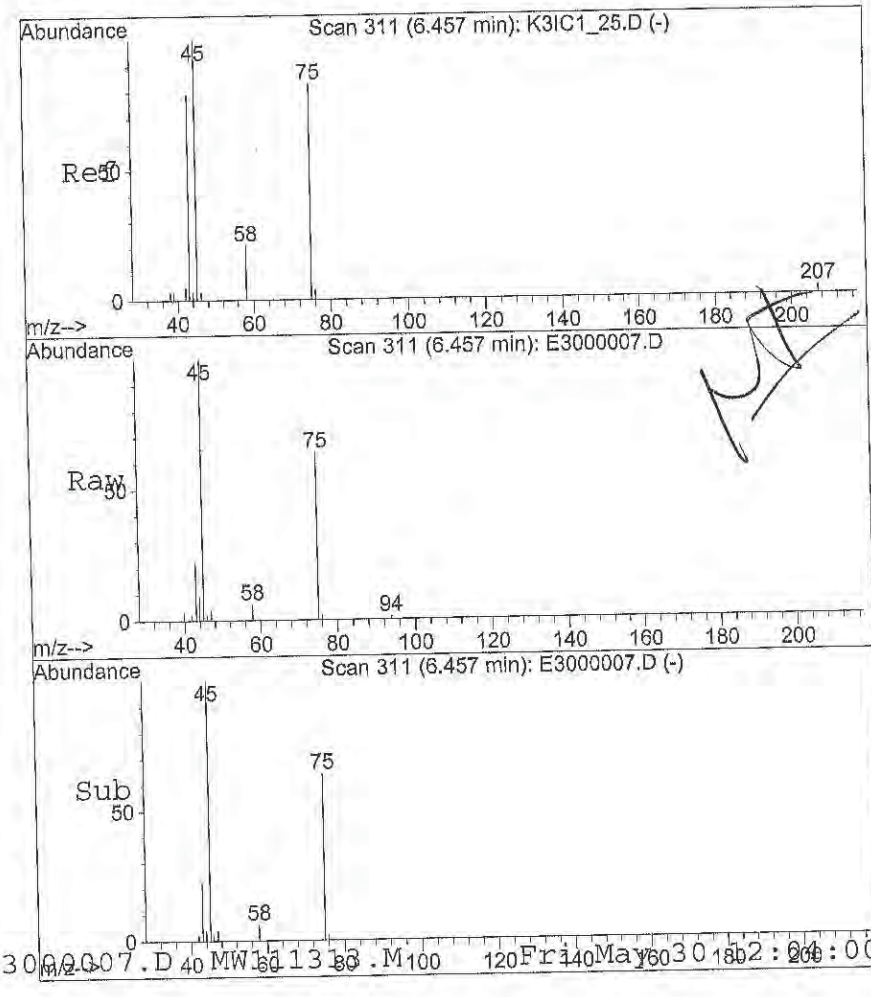

#11
Acetone
Concen: 5.06 ug/L
RT: 6.46 min Scan# 311
Delta R.T. 0.00 min
Lab File: E3000007.D
Acq: 30 May 2014 11:29 am

Tgt Ion: 58 Resp: 6115

Ion	Ratio	Lower	Upper
58	100		
43	477.6	360.9	541.3

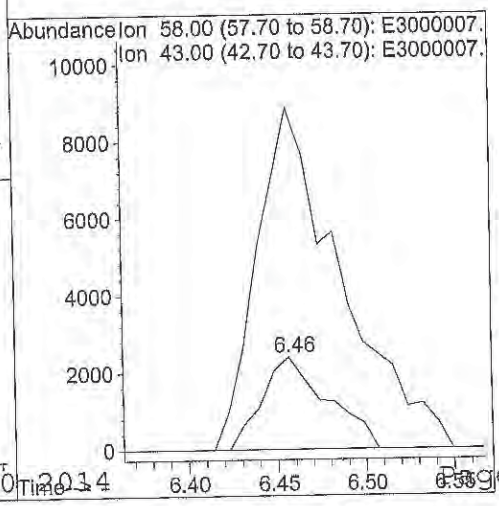

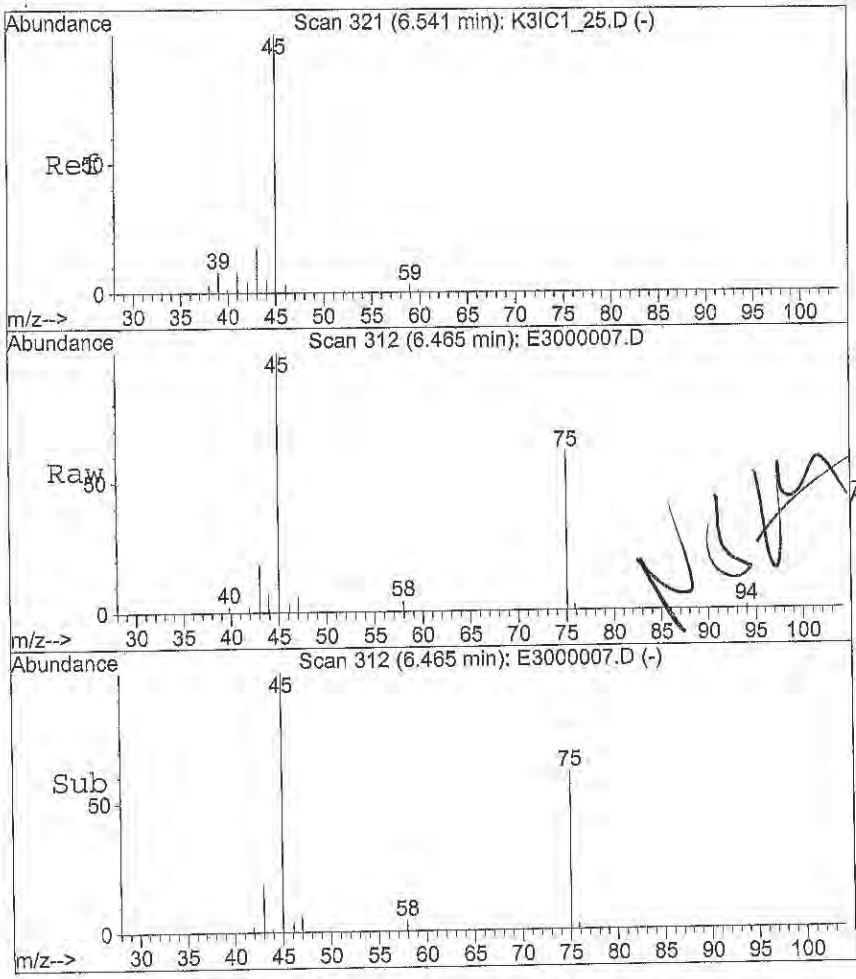

#12
(IPA) Leak Check Compound
Concen: 1024.43 ug/L
RT: 6.47 min Scan# 312
Delta R.T. -0.08 min
Lab File: E3000007.D
Acq: 30 May 2014 11:29 am

Tgt Ion: 45 Resp: 194125

Ion	Ratio	Lower	Upper
45	100		
39	0.2	4.9	7.3#

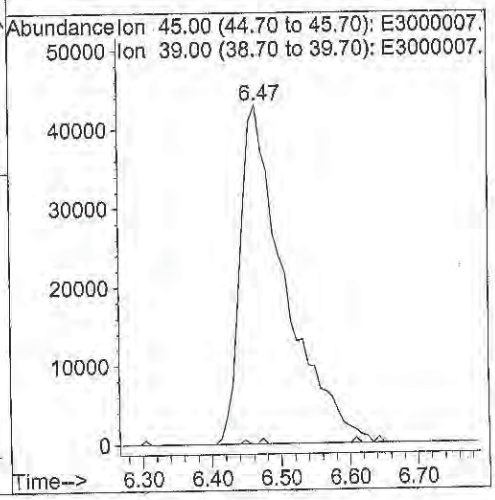

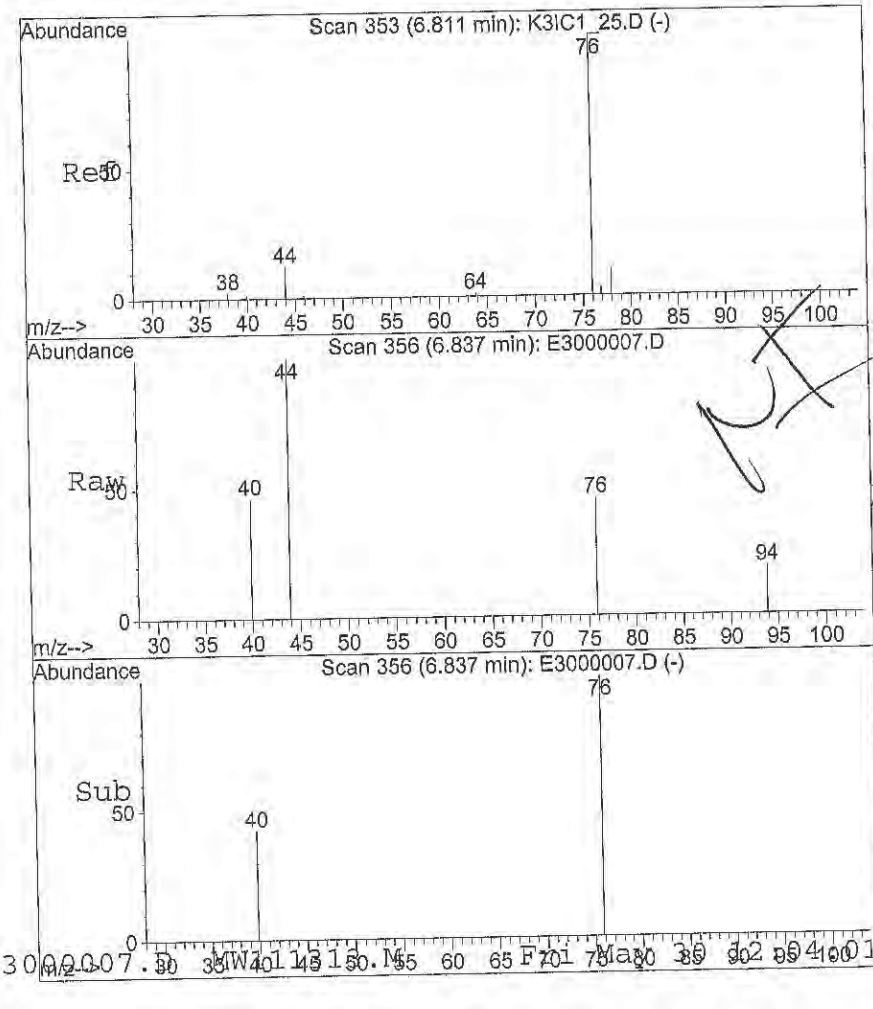

#13
Carbon disulfide
Concen: 0.16 ug/L
RT: 6.84 min Scan# 356
Delta R.T. 0.03 min
Lab File: E3000007.D
Acq: 30 May 2014 11:29 am

Tgt Ion: 76 Resp: 2078

Ion	Ratio	Lower	Upper
76	100		
78	0.0	7.0	10.4#

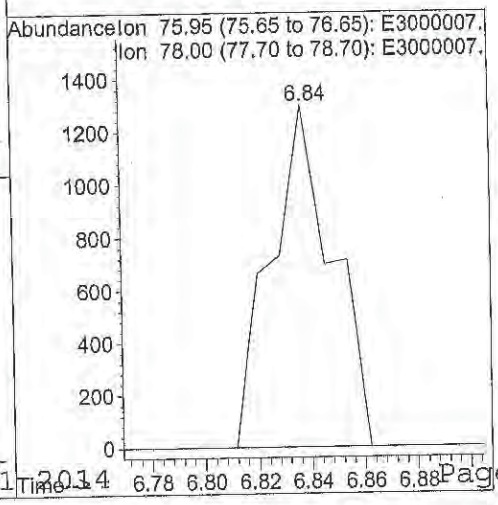



#14
Methylene Chloride
Concen: 1.48 ug/L
RT: 7.06 min Scan# 382
Delta R.T. -0.03 min
Lab File: E3000007.D
Acq: 30 May 2014 11:29 am

Tgt Ion: 84 Resp: 6428

Ion	Ratio	Lower	Upper
84	100		
49	794.8	89.8	134.6#
86	5882.7	51.1	76.7#
51	7049.9	28.5	42.7#

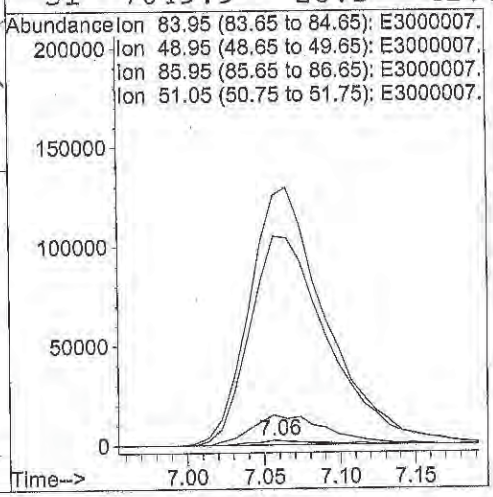

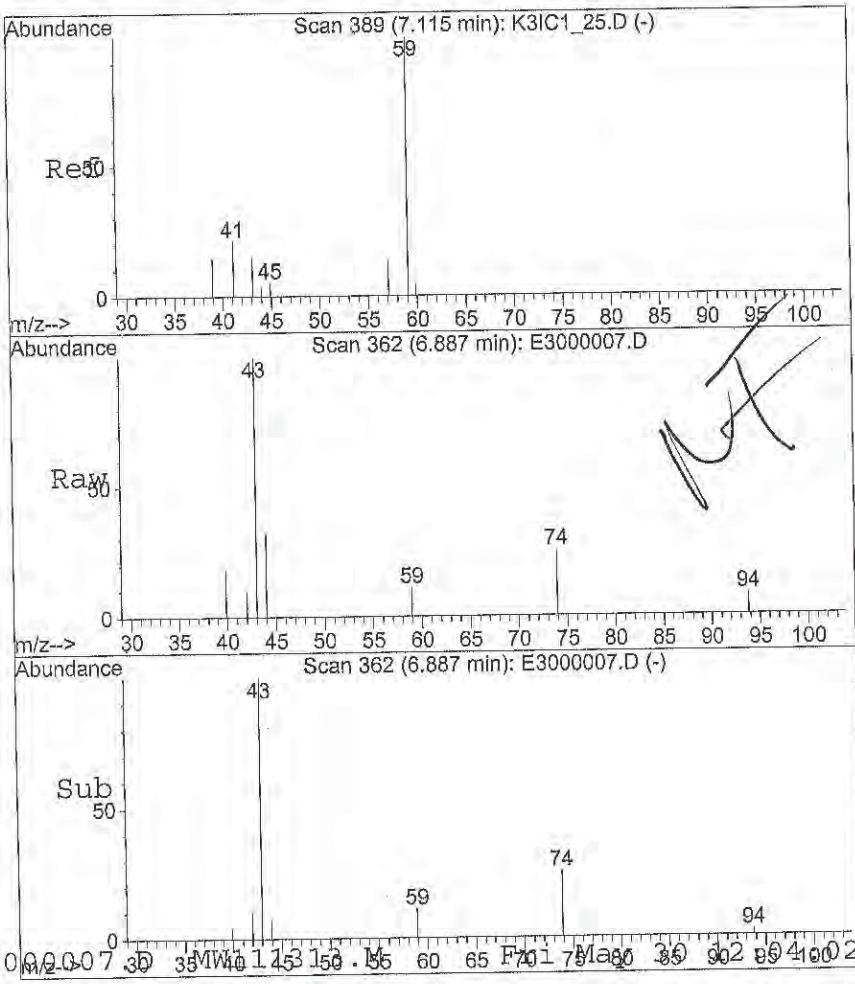

#15
(TBA) tert-Butanol
Concen: 8.86 ug/L
RT: 6.89 min Scan# 362
Delta R.T. -0.23 min
Lab File: E3000007.D
Acq: 30 May 2014 11:29 am

Tgt Ion: 59 Resp: 2382

Ion	Ratio	Lower	Upper
59	100		
57	0.0	6.4	9.6#

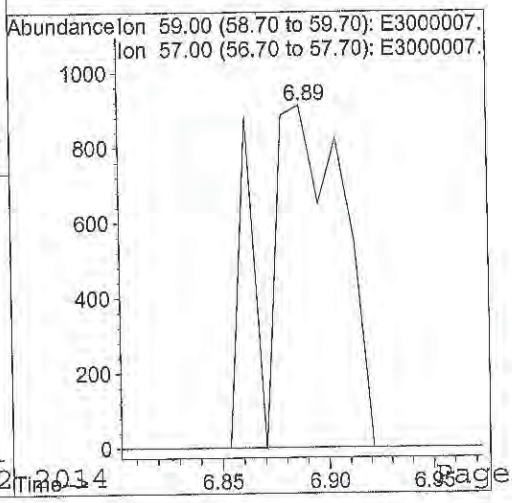

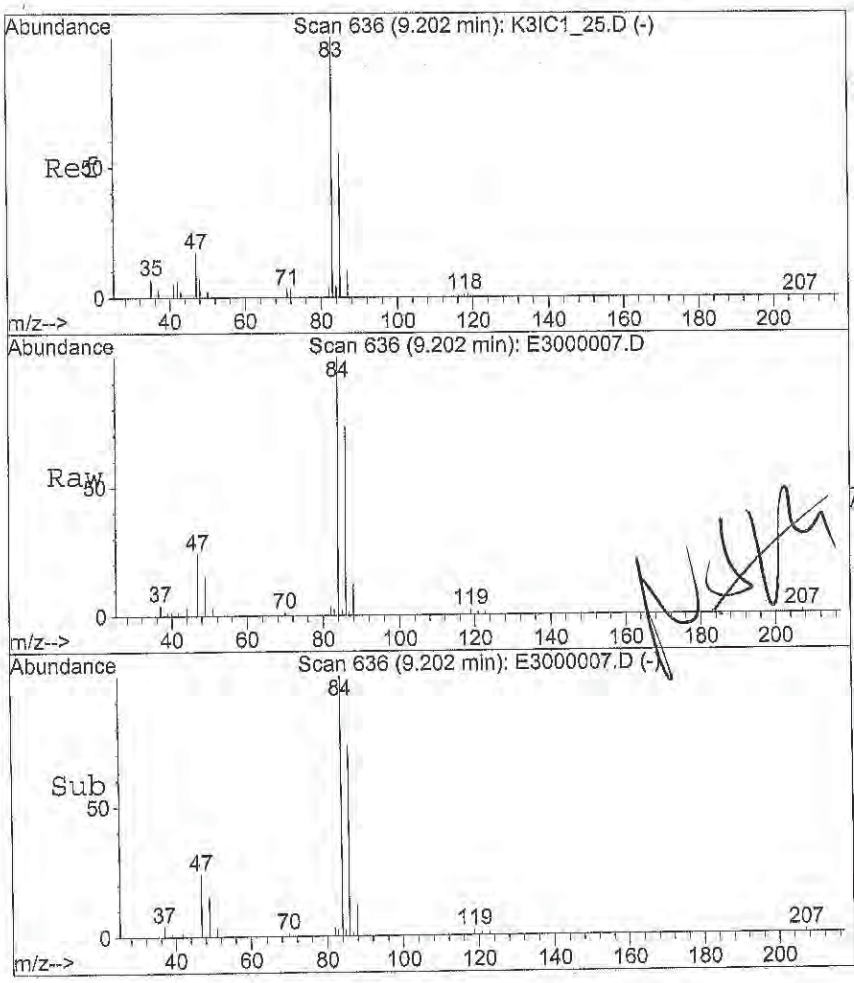

#24
Chloroform
Concen: 0.09 ug/L
RT: 9.20 min Scan# 636
Delta R.T. 0.00 min
Lab File: E3000007.D
Acq: 30 May 2014 11:29 am

Tgt Ion: 83 Resp: 750

Ion	Ratio	Lower	Upper
83	100		
85	169.2	51.8	77.6#

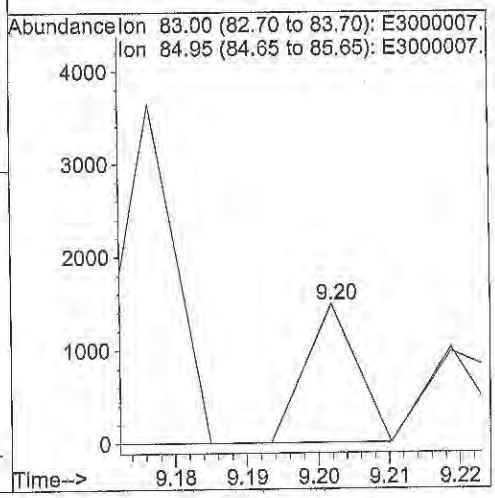

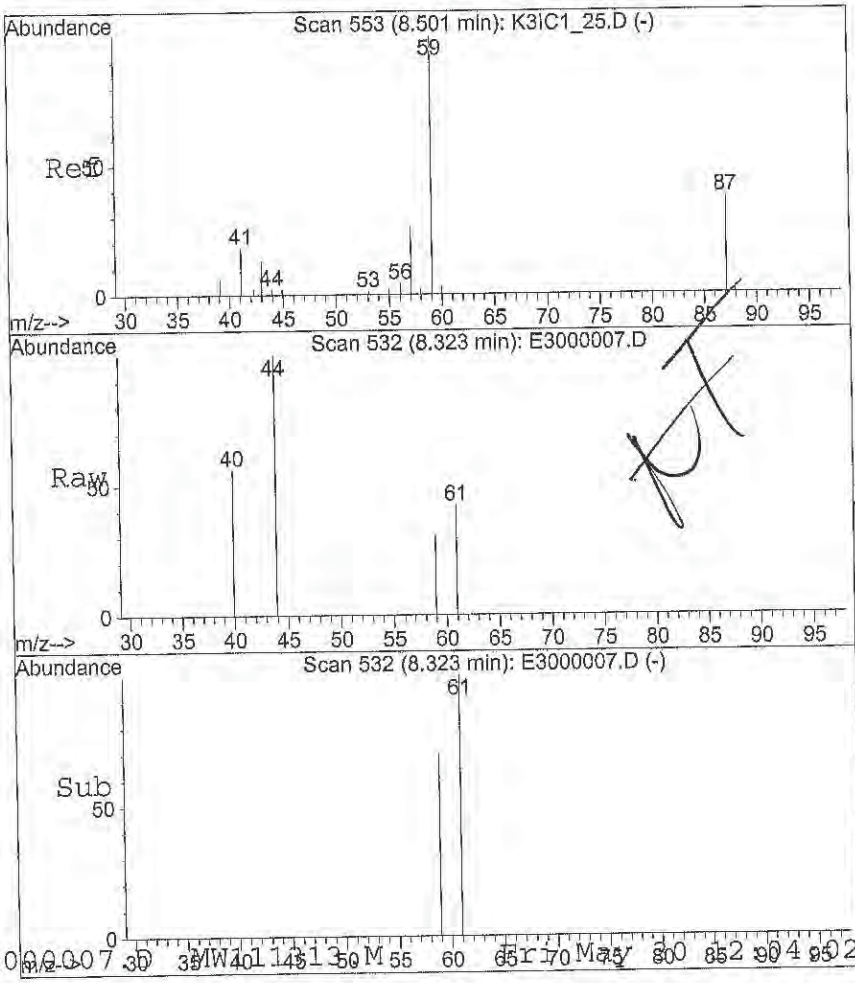

#25
(ETBE) 2-ethoxy 2-methyl propar
Concen: 0.10 ug/L
RT: 8.32 min Scan# 532
Delta R.T. -0.18 min
Lab File: E3000007.D
Acq: 30 May 2014 11:29 am

Tgt Ion: 59 Resp: 1120

Ion	Ratio	Lower	Upper
59	100		
87	0.0	27.8	41.8#
57	0.0	19.8	29.6#
77	0.0	0.0	0.0

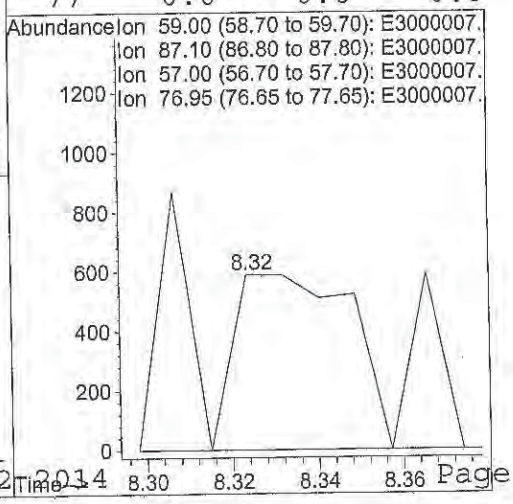

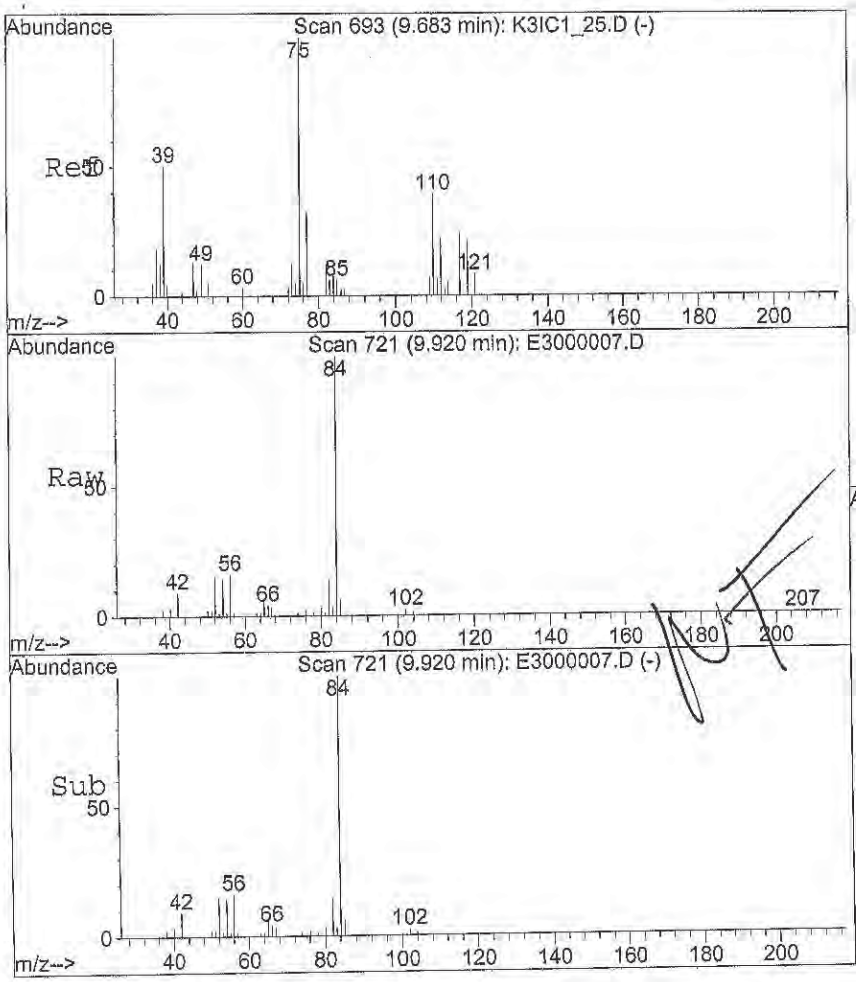

#29
1,1-Dichloropropene
Concen: 0.11 ug/L
RT: 9.92 min Scan# 721
Delta R.T. 0.24 min
Lab File: E3000007.D
Acq: 30 May 2014 11:29 am

Tgt Ion: 75 Resp: 653

Ion	Ratio	Lower	Upper
75	100		
110	0.0	29.0	43.6#
77	229.2	25.0	37.4#

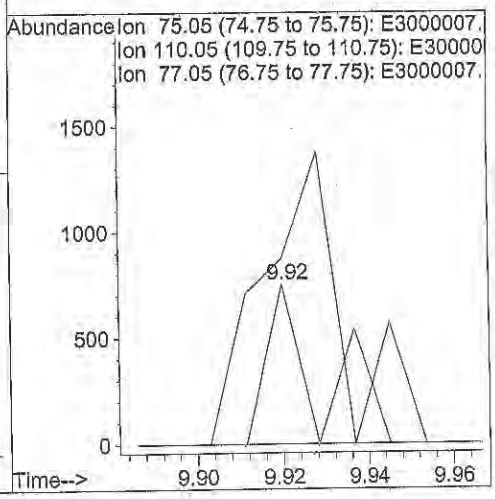

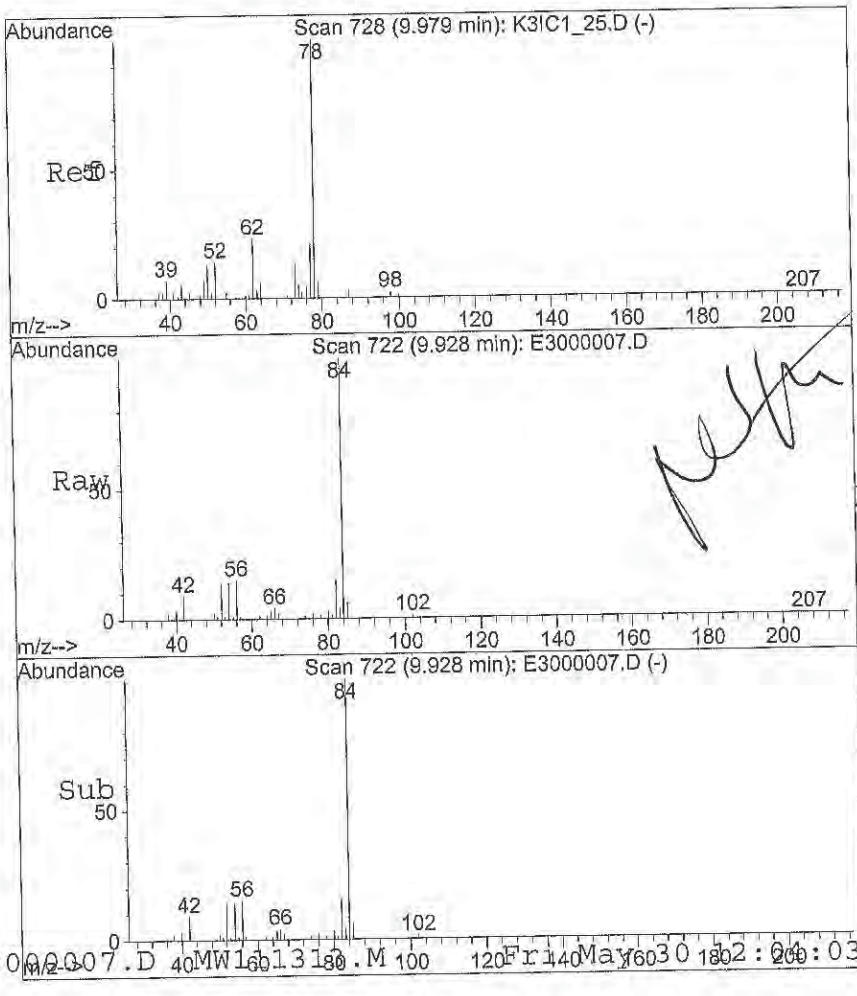

#31
Benzene
Concen: 0.68 ug/L
RT: 9.93 min Scan# 722
Delta R.T. -0.05 min
Lab File: E3000007.D
Acq: 30 May 2014 11:29 am

Tgt Ion: 78 Resp: 10112

Ion	Ratio	Lower	Upper
78	100		
51	0.0	14.2	21.2#
77	17.7	16.6	24.8

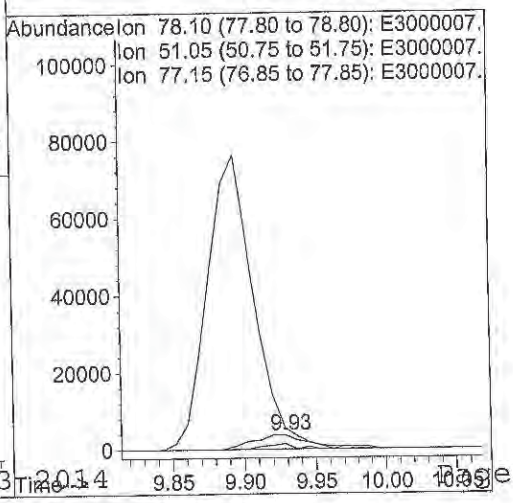

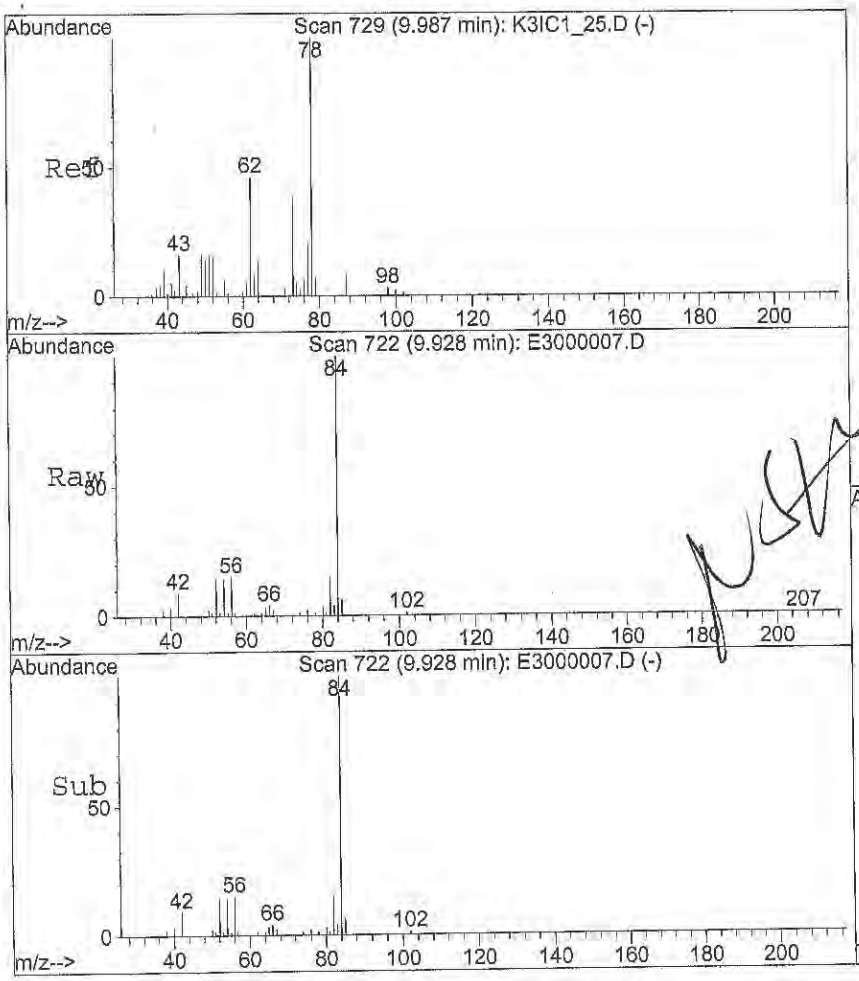

#32
1,2-Dichloroethane
Concen: 1.25 ug/L
RT: 9.93 min Scan# 722
Delta R.T. -0.06 min
Lab File: E3000007.D
Acq: 30 May 2014 11:29 am

Tgt Ion: 62 Resp: 6579

Ion	Ratio	Lower	Upper
62	100		
64	177.5	28.0	42.0#
49	0.0	28.5	42.7#
98	0.0	6.2	9.4#

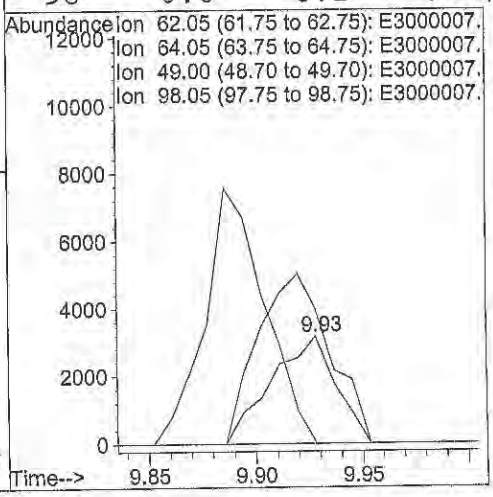

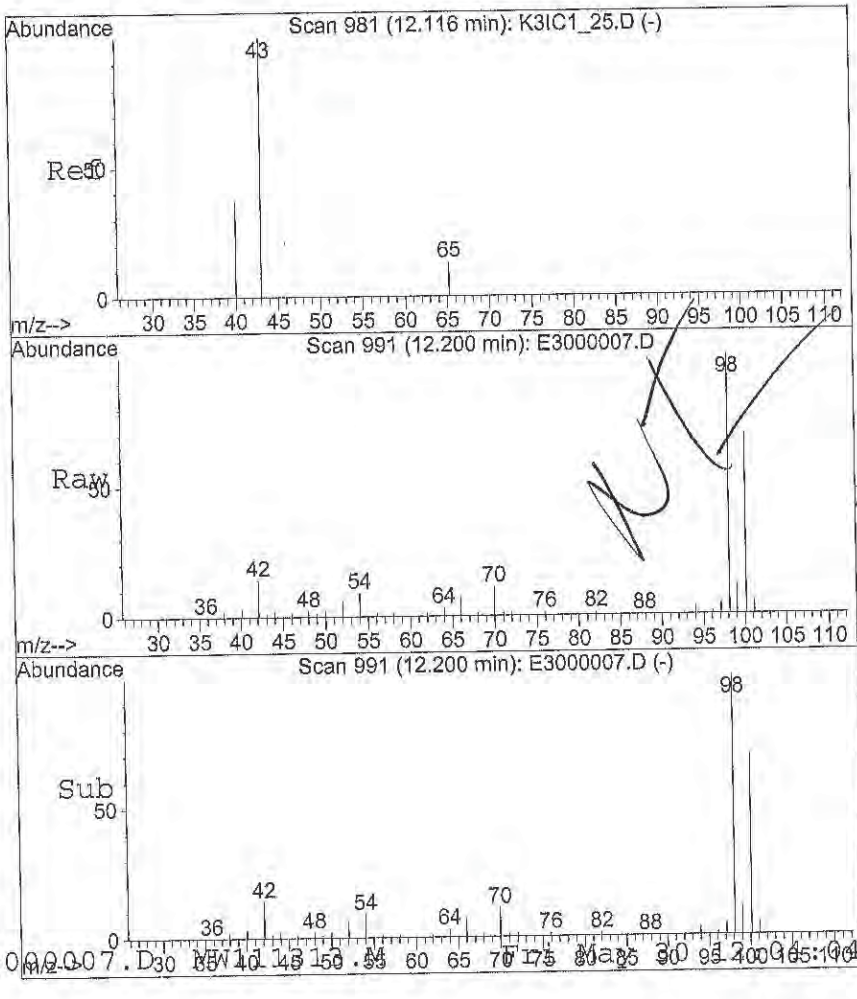

#40
(MIBK) 4-Methyl-2-Pentanone
Concen: 2.80 ug/L
RT: 12.20 min Scan# 991
Delta R.T. 0.08 min
Lab File: E3000007.D
Acq: 30 May 2014 11:29 am

Tgt Ion: 43 Resp: 7205

Ion	Ratio	Lower	Upper
43	100		
58	155.8	0.0	0.0#
85	0.0	0.0	0.0
100	13242.7	0.0	0.0#

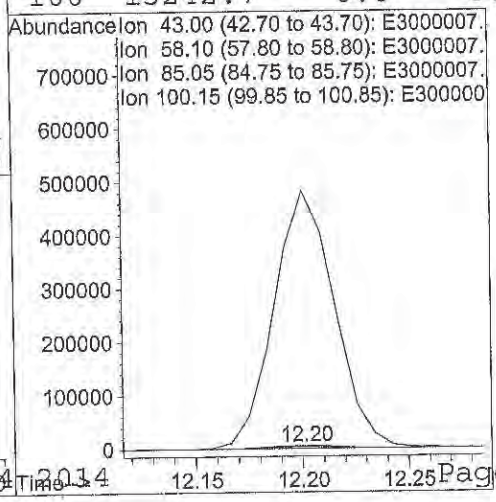

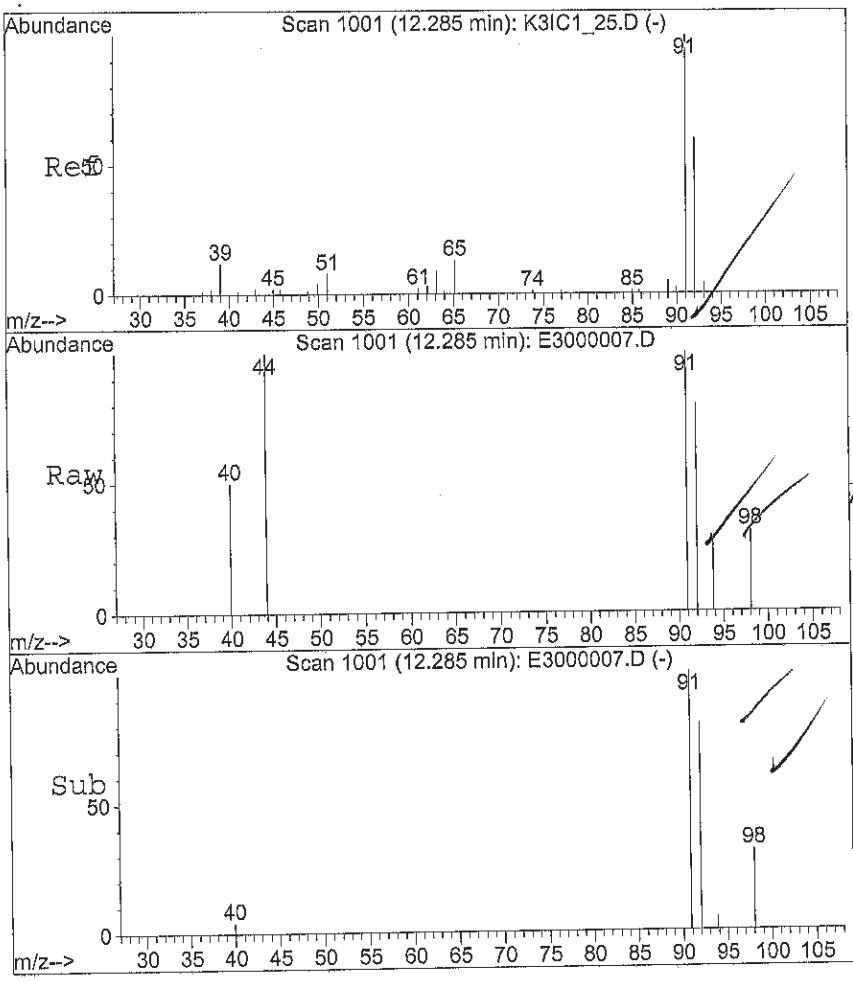

#41
Toluene
Concen: 0.20 ug/L
RT: 12.28 min Scan# 1001
Delta R.T. 0.00 min
Lab File: E3000007.D
Acq: 30 May 2014 11:29 am

Tgt Ion: 91	Resp:	3473	
Ion	Ratio	Lower	Upper
91	100		
92	70.6	47.4	71.0

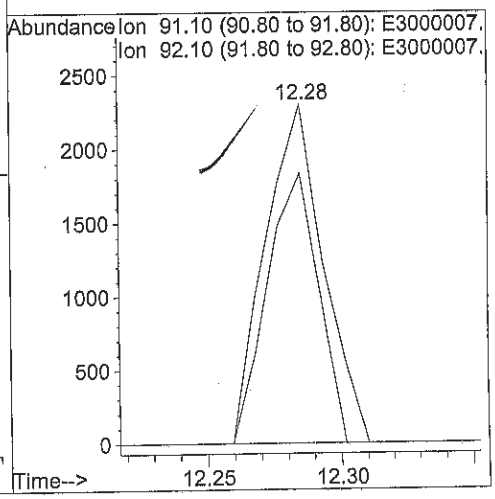

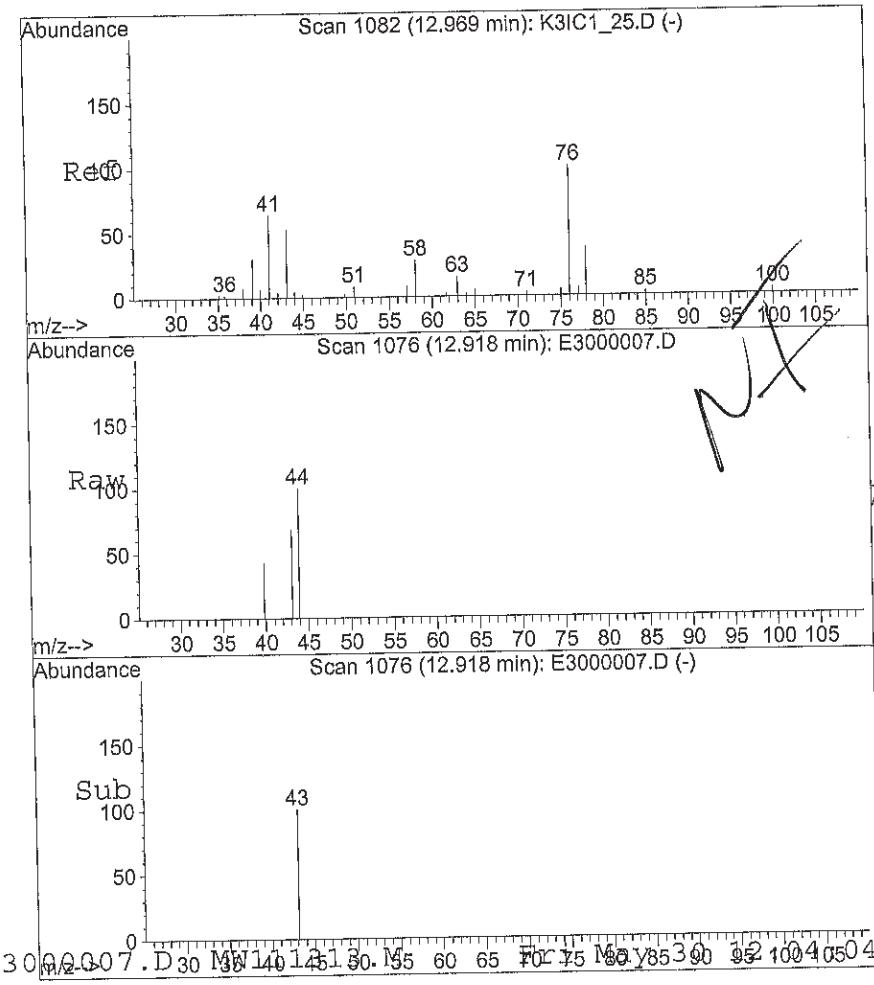

#46
2-Hexanone
Concen: 0.98 ug/L
RT: 12.92 min Scan# 1076
Delta R.T. -0.05 min
Lab File: E3000007.D
Acq: 30 May 2014 11:29 am

Tgt Ion: 43	Resp:	2767	
Ion	Ratio	Lower	Upper
43	100		
58	0.0	40.9	61.3#
100	0.0	5.5	8.3#
85	0.0	4.3	6.5#

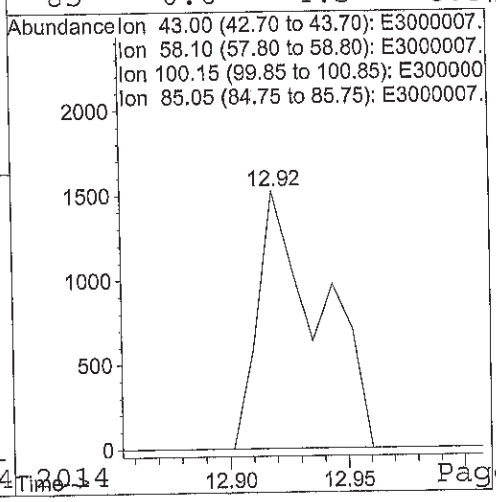

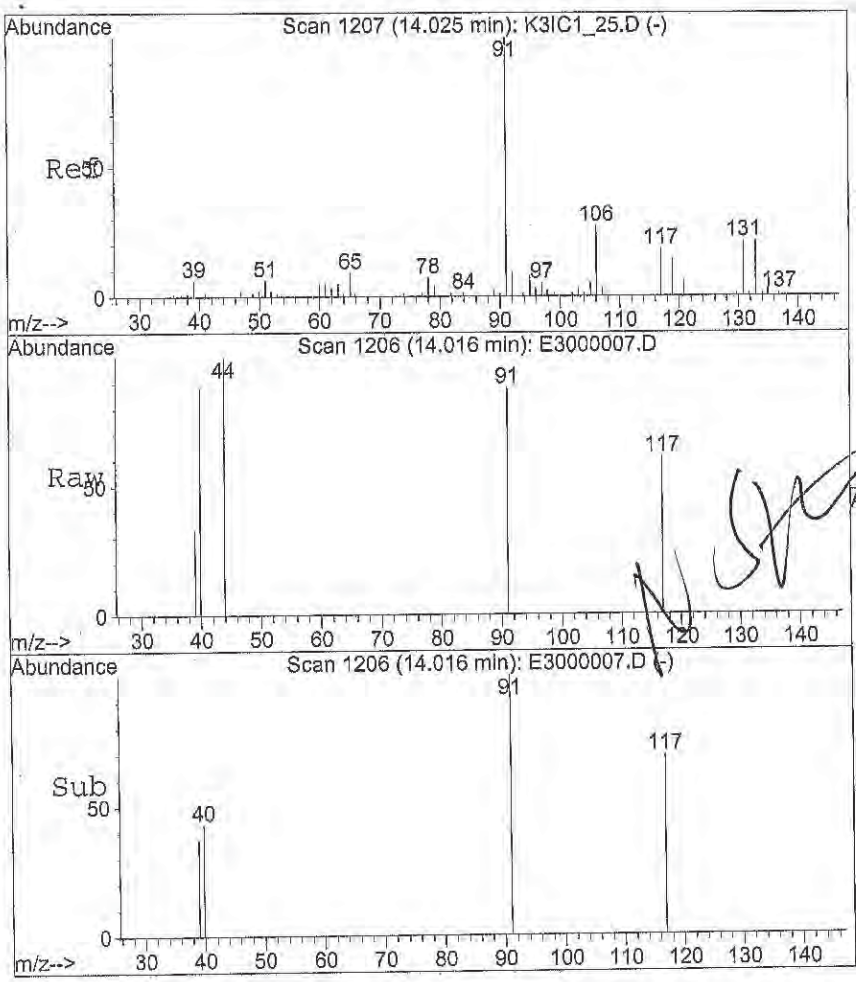

#51
Ethylbenzene
Concen: 0.13 ug/L
RT: 14.02 min Scan# 1206
Delta R.T. -0.01 min
Lab File: E3000007.D
Acq: 30 May 2014 11:29 am

Tgt Ion: 91 Resp: 2618

Ion	Ratio	Lower	Upper
91	100		
106	0.0	23.5	35.3#

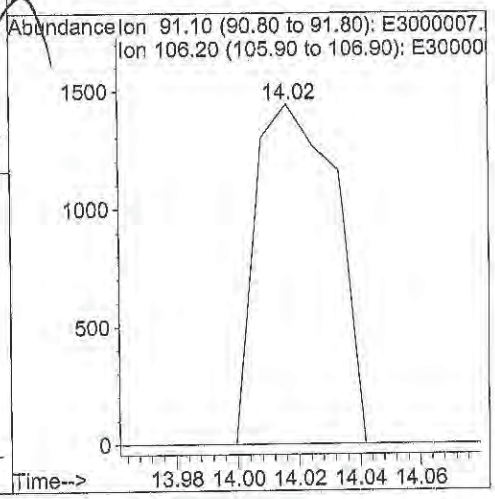

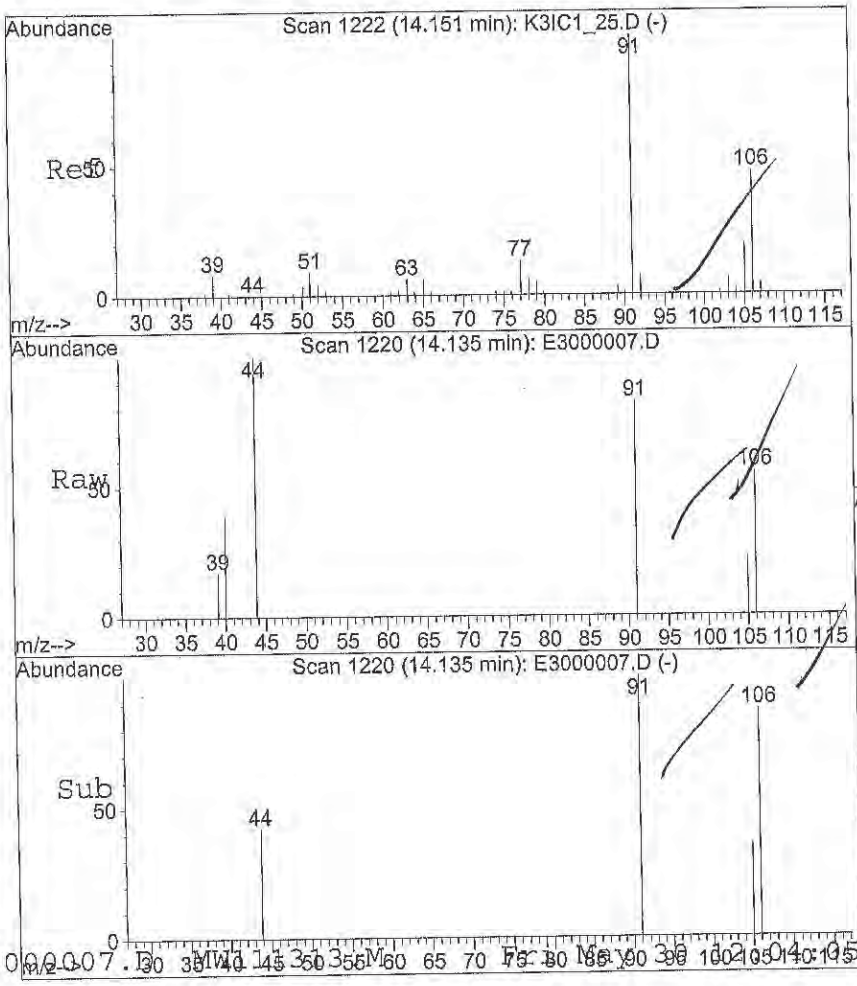

#52
m,p-Xylenes
Concen: 0.38 ug/L
RT: 14.13 min Scan# 1220
Delta R.T. -0.02 min
Lab File: E3000007.D
Acq: 30 May 2014 11:29 am

Tgt Ion:106 Resp: 2707

Ion	Ratio	Lower	Upper
106	100		
91	201.8	177.1	265.7

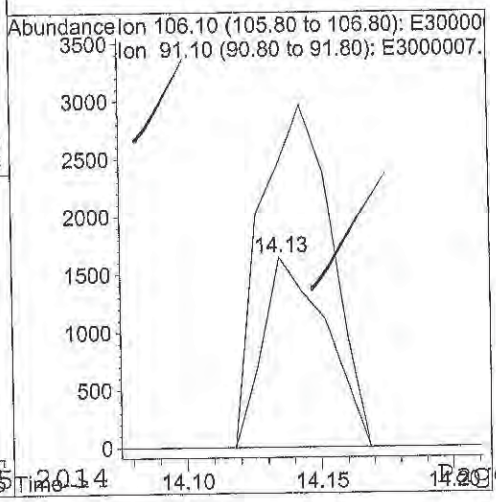

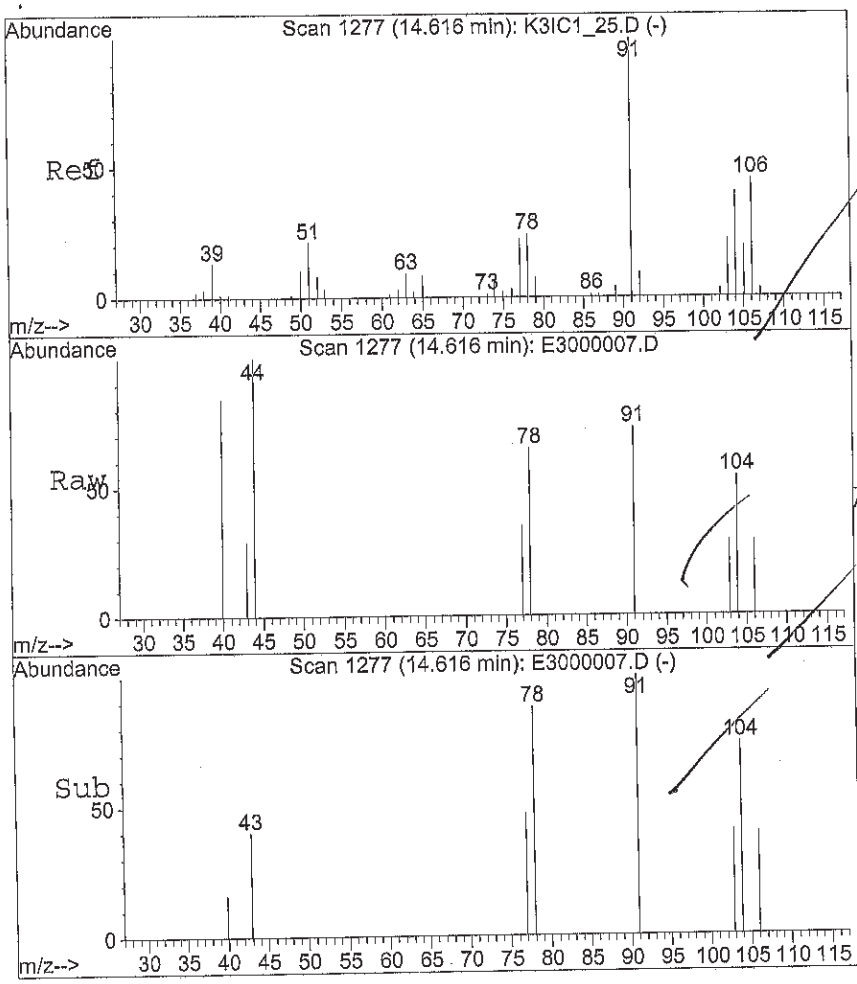

#53
o-Xylene
Concen: 0.04 ug/L
RT: 14.62 min Scan# 1277
Delta R.T. 0.00 min
Lab File: E3000007.D
Acq: 30 May 2014 11:29 am

Tgt Ion:106 Resp: 294

Ion	Ratio	Lower	Upper
106	100		
91	1022.1	179.0	268.6#

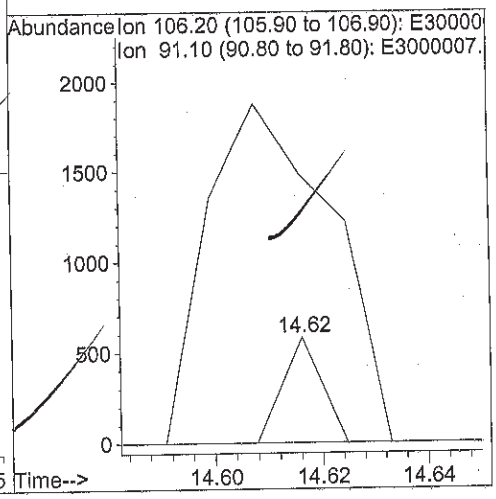

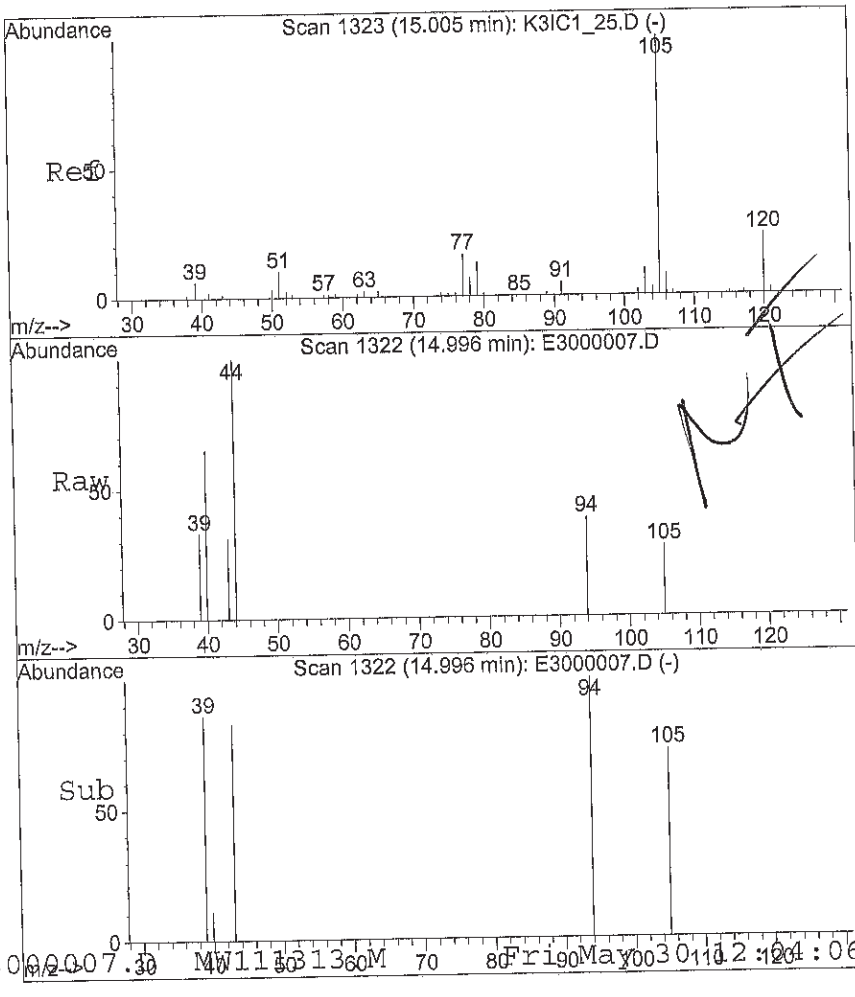

#56
Isopropylbenzene
Concen: 0.01 ug/L
RT: 15.00 min Scan# 1322
Delta R.T. -0.01 min
Lab File: E3000007.D
Acq: 30 May 2014 11:29 am

Tgt Ion:105 Resp: 265

Ion	Ratio	Lower	Upper
105	100		
120	0.0	19.3	28.9#
77	0.0	13.1	19.7#

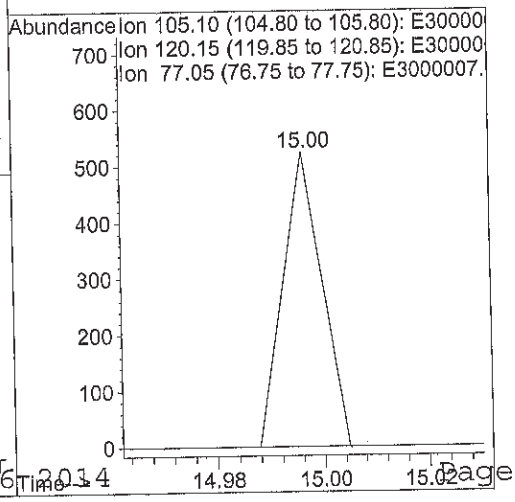

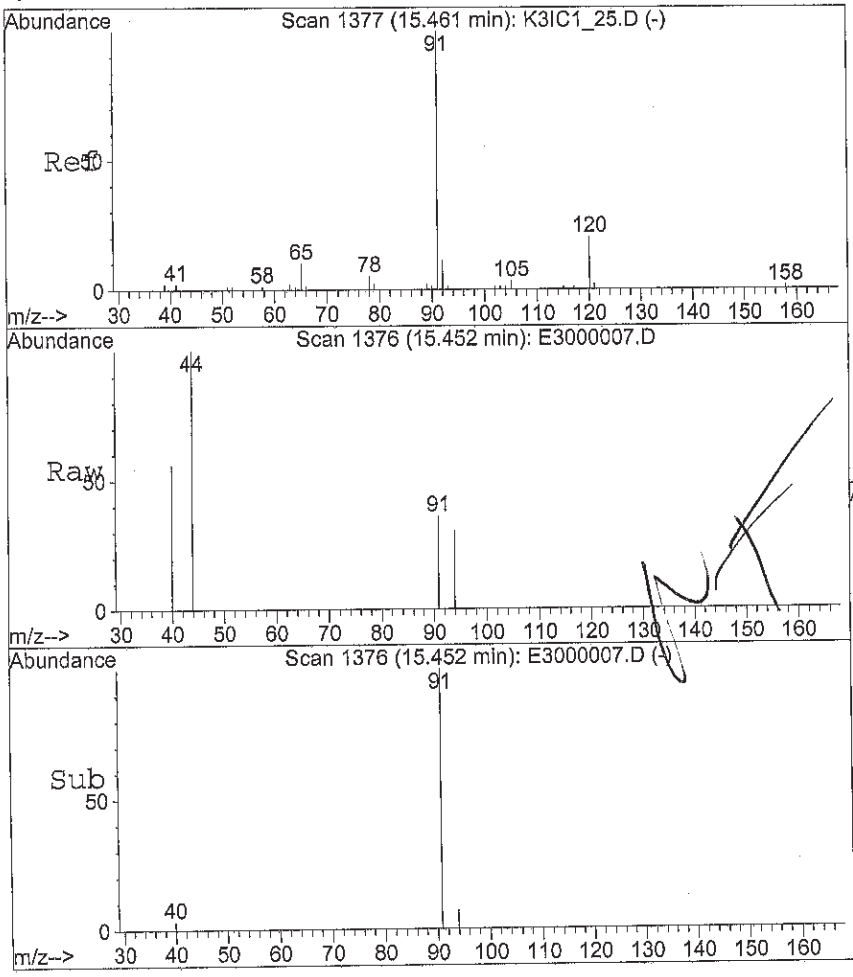

#62
n-Propylbenzene
Concen: 0.03 ug/L
RT: 15.45 min Scan# 1376
Delta R.T. -0.01 min
Lab File: E3000007.D
Acq: 30 May 2014 11:29 am

Tgt Ion: 91 Resp: 731

Ion	Ratio	Lower	Upper
91	100		
120	0.0	16.1	24.1#

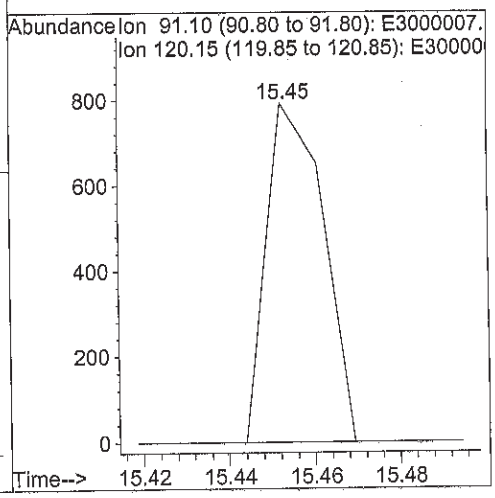

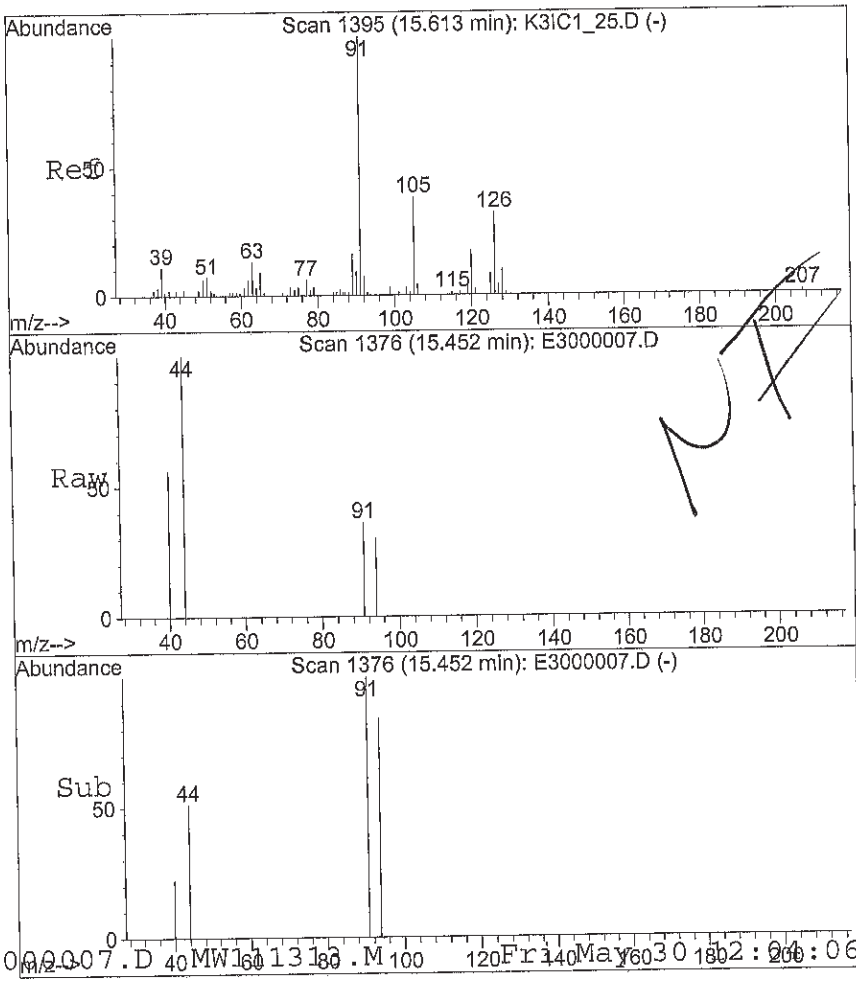

#63
2-Chlorotoluene
Concen: 0.04 ug/L
RT: 15.45 min Scan# 1376
Delta R.T. -0.16 min
Lab File: E3000007.D
Acq: 30 May 2014 11:29 am

Tgt Ion: 91 Resp: 731

Ion	Ratio	Lower	Upper
91	100		
126	0.0	24.0	36.0#

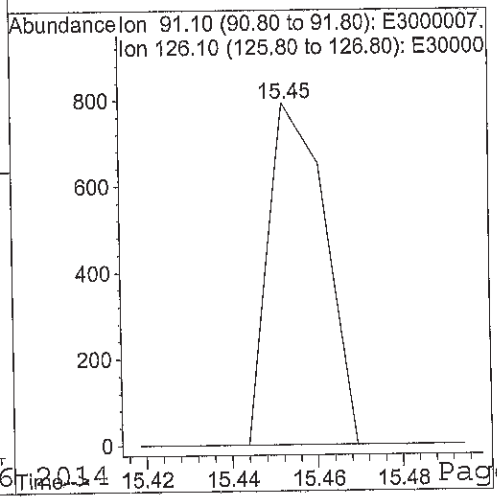

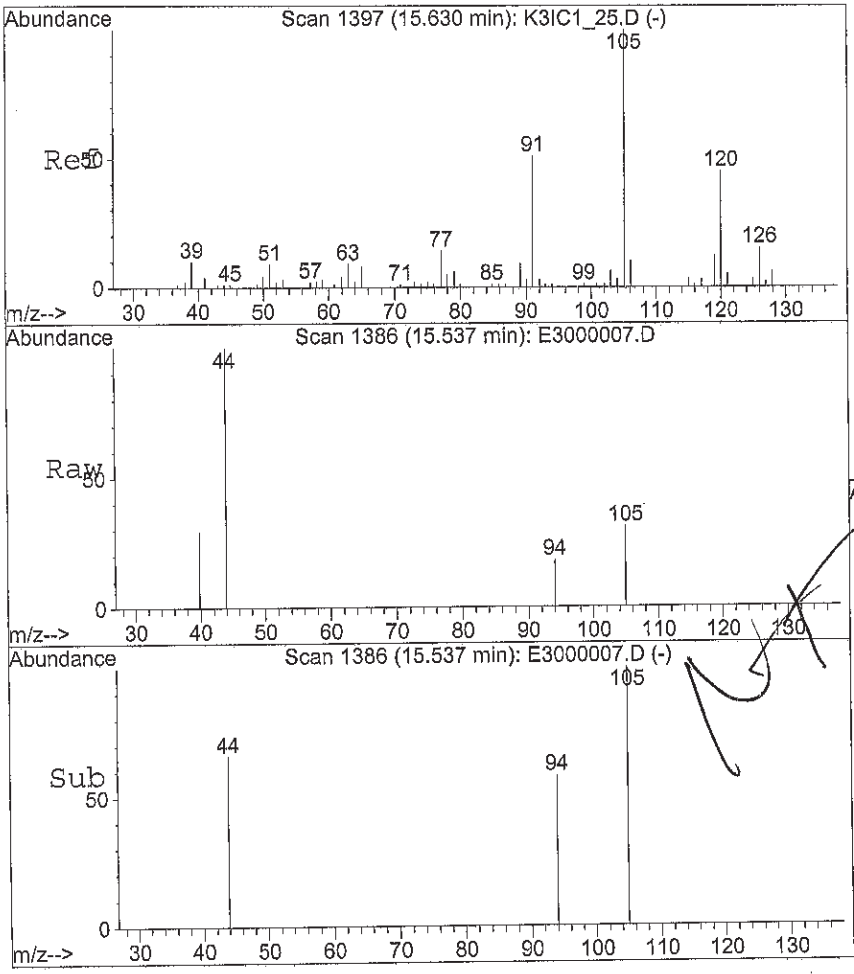

#64
1,3,5-Trimethylbenzene
Concen: 0.05 ug/L
RT: 15.54 min Scan# 1386
Delta R.T. -0.09 min
Lab File: E3000007.D
Acq: 30 May 2014 11:29 am

Tgt Ion:105 Resp: 814

Ion	Ratio	Lower	Upper
105	100		
120	0.0	36.4	54.6#

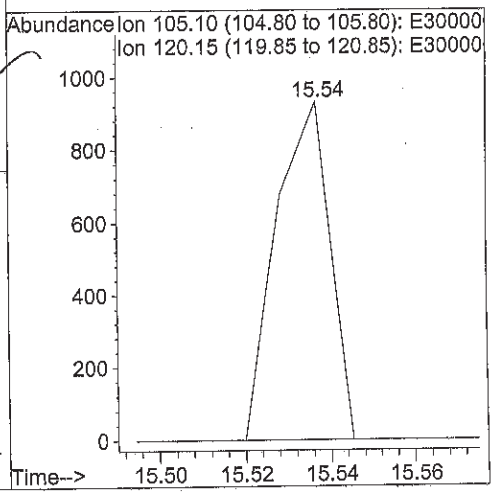

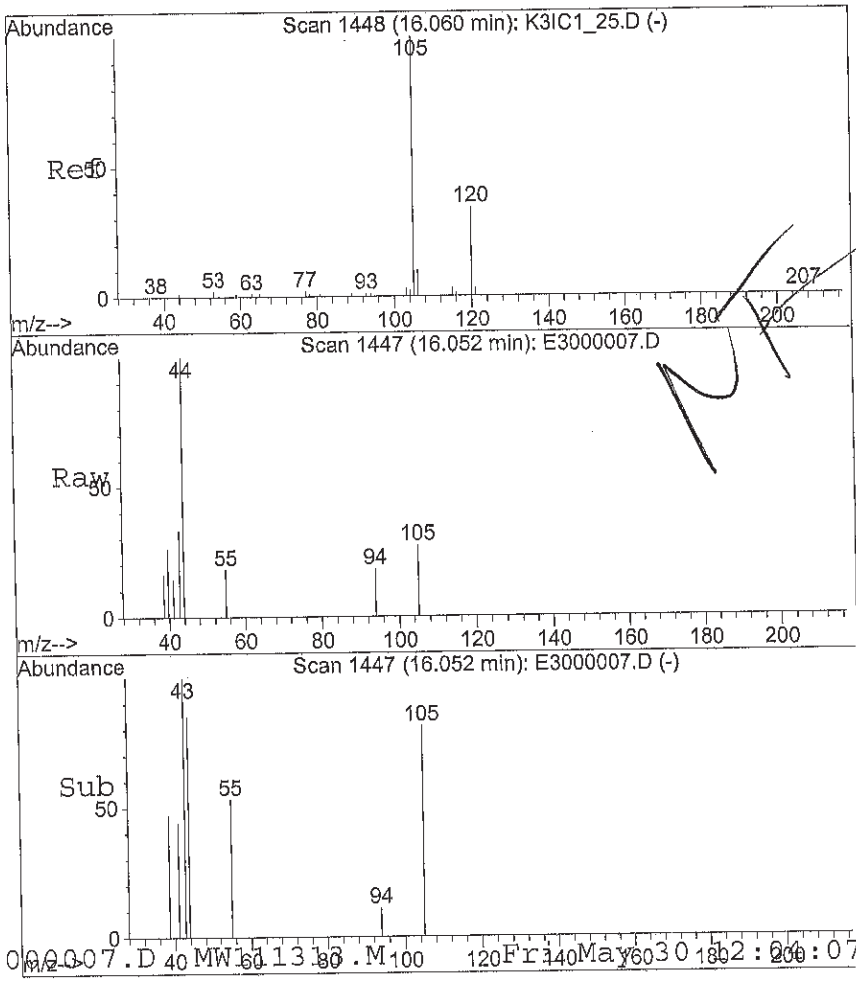

#67
1,2,4-Trimethylbenzene
Concen: 0.09 ug/L
RT: 16.05 min Scan# 1447
Delta R.T. -0.01 min
Lab File: E3000007.D
Acq: 30 May 2014 11:29 am

Tgt Ion:105 Resp: 1564

Ion	Ratio	Lower	Upper
105	100		
120	0.0	33.8	50.8#

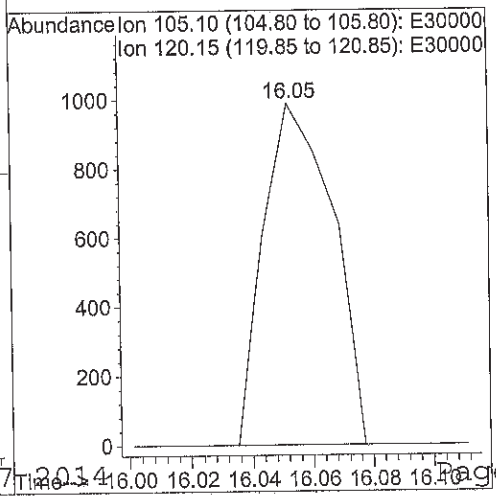

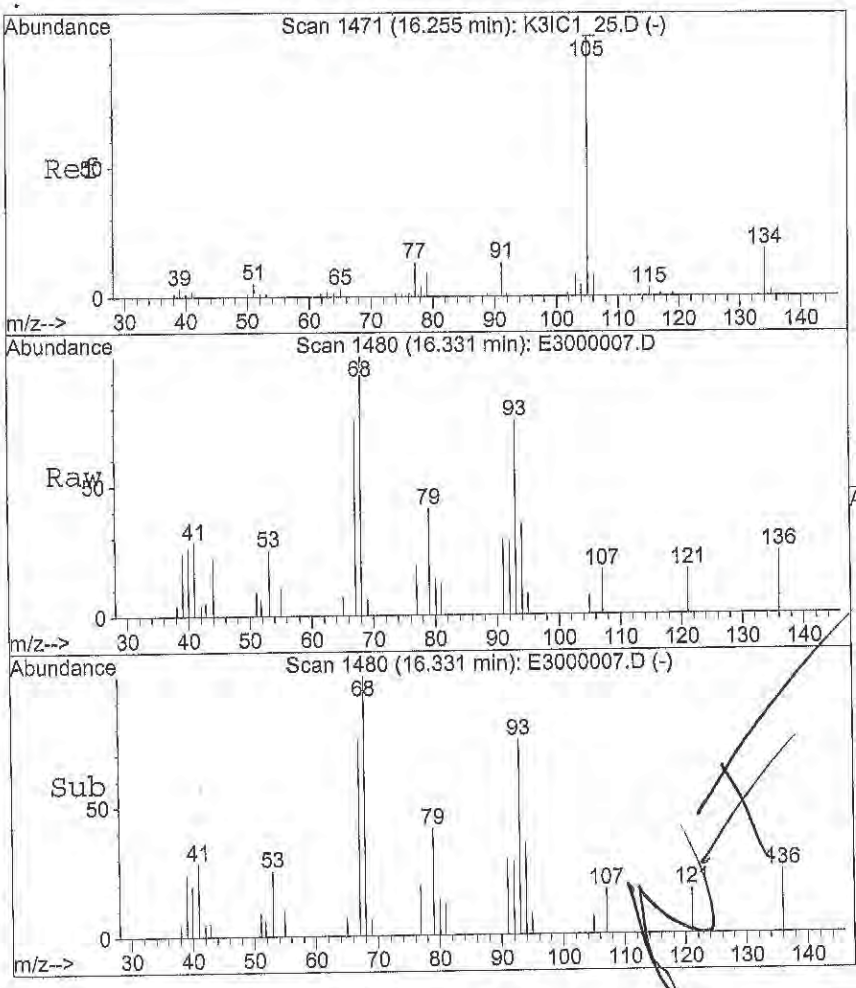

#68
sec-Butylbenzene
Concen: 0.03 ug/L
RT: 16.33 min Scan# 1480
Delta R.T. 0.08 min
Lab File: E3000007.D
Acq: 30 May 2014 11:29 am

Tgt Ion:105 Resp: 775

Ion	Ratio	Lower	Upper
105	100		
134	0.0	13.0	19.6#

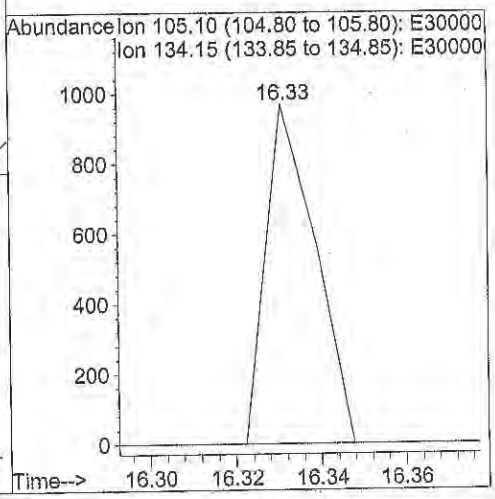

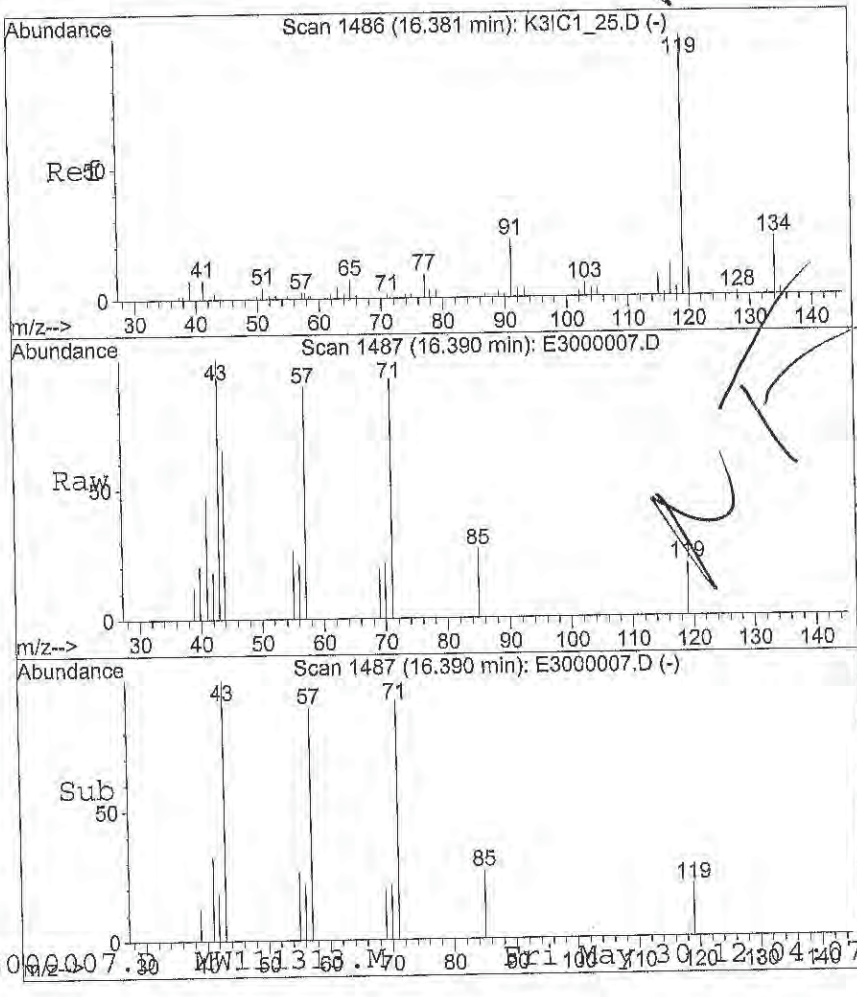

#69
p-Isopropyltoluene
Concen: 0.04 ug/L
RT: 16.39 min Scan# 1487
Delta R.T. 0.01 min
Lab File: E3000007.D
Acq: 30 May 2014 11:29 am

Tgt Ion:119 Resp: 801

Ion	Ratio	Lower	Upper
119	100		
134	0.0	17.4	26.2#
91	37.1	19.6	29.4#

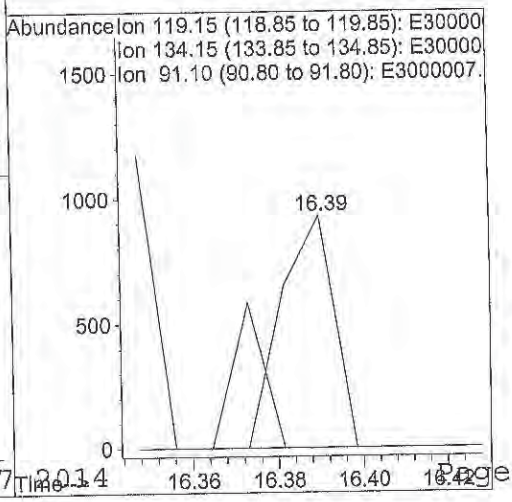

Quantitation Report (Not Reviewed)

Data File : C:\HPCHEM\1\DATA\053014L3\E3000007.D Vial: 6
Acq On : 30 May 2014 11:29 am Operator: DN
Sample : 3E43001-06 Inst : GC/MS Ins
Misc : 100cc SVL-550-SA5D-SV-5.0-6.0 Multiplr: 10.00
MS Integration Params: rteint.p
Quant Time: May 30 12:06 19114 Quant Results File: SS072713.RES

Quant Method : C:\HPCHEM\1\METHODS\SS072713.M (RTE Integrator)
Title : 8260B GC/MS #3 ICAL SSSF 07/27/13 DN
Last Update : Mon Nov 18 10:31:39 2013
Response via : Initial Calibration
DataAcq Meth : MW111313

Internal Standards	R.T.	QIon	Response	Conc	Units	Dev(Min)
1) Fluorobenzene (IS)	10.28	96	1576971	12.50	ug/L	-0.03
7) Chlorobenzene-d5 (IS)	13.92	117	1287440	12.50	ug/L	-0.01
10) 1,4-Dichlorobenzene-d4 (IS	16.51	152	706098	12.50	ug/L	0.00
System Monitoring Compounds						
2) Dibromofluoromethane (SU1)	9.42	113	450027	10.97	ug/L	-0.01
Spiked Amount 12.500	Range 75 - 125		Recovery = 87.76%			
3) Chloroform-d (SU6)	9.18	84	667213	11.34	ug/L	-0.01
Spiked Amount 12.500	Range 70 - 140		Recovery = 90.72%			
4) Methylene Chloride-d2 (SU5	7.06	86	378142	10.99	ug/L	-0.02
Spiked Amount 12.500	Range 70 - 140		Recovery = 87.92%			
5) 1,2-Dichloroethane-d4 (SU2	9.89	65	421759	15.05	ug/L	0.00
Spiked Amount 12.500	Range 75 - 125		Recovery = 120.40%			
6) Benzene-d6 (SU7)	9.92	84	1312187	10.60	ug/L	-0.03
Spiked Amount 12.500	Range 70 - 140		Recovery = 84.80%			
8) Toluene-d8 (SU3)	12.20	98	1414113	11.58	ug/L	-0.02
Spiked Amount 12.500	Range 75 - 125		Recovery = 92.64%			
9) 4-Bromofluorobenzene (SU4)	15.22	95	719694	14.27	ug/L	-0.01
Spiked Amount 12.500	Range 75 - 125		Recovery = 114.16%			

Target Compounds Qvalue

(#) = qualifier out of range (m) = manual integration

Quantitation Report

Data File : C:\HPCHEM\1\DATA\053014L3\E3000007.D Vial: 6
Acq On : 30 May 2014 11:29 am Operator: DN
Sample : 3E43001-06 Inst : GC/MS Ins
Misc : 100cc SVL-550-SA5D-SV-5.0-6.0 Multiplr: 10.00
MS Integration Params: rteint.p
Quant Time: May 30 12:06 19114 Quant Results File: SS072713.RES

Method : C:\HPCHEM\1\METHODS\SS072713.M (RTE Integrator)
Title : 8260B GC/MS #3 ICAL SSSF 07/27/13 DN
Last Update : Mon Nov 18 10:31:39 2013
Response via : Initial Calibration



Quantitation Report (Not Reviewed)

Data File : C:\HPCHEM\1\DATA\053014L3\E3000008.D Vial: 7
Acq On : 30 May 2014 12:00 pm Operator: DN
Sample : 3E43001-07 Inst : GC/MS Ins
Misc : 100cc SVL-550-SA5D-SV-11.0-12.0 Multiplr: 10.00
MS Integration Params: rteint.p
Quant Time: May 30 12:37 19114 Quant Results File: MW111313.RES

Quant Method : C:\HPCHEM\1\METHODS\MW111313.M (RTE Integrator)
Title : 8260B GC/MS #3 ICAL 11/13/13 DN
Last Update : Wed Nov 13 19:38:32 2013
Response via : Initial Calibration
DataAcq Meth : MW111313

Internal Standards	R.T.	QIon	Response	Conc	Units	Dev(Min)
1) Fluorobenzene (IS)	10.28	96	1378002	12.50	ug/L	0.00
38) Chlorobenzene-d5 (IS)	13.92	117	1166367	12.50	ug/L	0.00
59) 1,4-Dichlorobenzene-d4 (IS	16.51	152	644664	12.50	ug/L	0.00
System Monitoring Compounds						
2) Dibromofluoromethane (SU1)	9.42	113	400617	11.66	ug/L	0.00
Spiked Amount 12.500	Range 75 - 125		Recovery = 93.28%			
28) 1,2-Dichloroethane-d4 (SU2	9.90	65	388772	11.90	ug/L	0.00
Spiked Amount 12.500	Range 75 - 125		Recovery = 95.20%			
39) Toluene-d8 (SU3)	12.20	98	1237843	11.38	ug/L	0.00
Spiked Amount 12.500	Range 75 - 125		Recovery = 91.04%			
58) 4-Bromofluorobenzene (SU4)	15.22	95	660165	13.84	ug/L	0.00
Spiked Amount 12.500	Range 75 - 125		Recovery = 110.72%			
Target Compounds						Qvalue
3) (F12) Dichlorodifluorometh	4.10	85	260	0.08	ug/L #	44
4) Chloromethane	4.40	50	3865	0.45	ug/L #	60
6) Bromomethane	5.06	96	10477	5.13	ug/L	91
7) Chloroethane	5.22	64	596	1.21	ug/L #	32
8) (F11) Trichlorofluorometha	5.62	101	347	0.09	ug/L #	16
11) Acetone	6.46	58	6146	6.68	ug/L	99
12) (IPA) Leak Check Compound	6.47	45	231178	1396.11	ug/L #	82
13) Carbon disulfide	6.84	76	17829	1.56	ug/L	100
14) Methylene Chloride	7.07	84	5767	1.52	ug/L #	1
15) (TBA) tert-Butanol	6.94	59	306	1.30	ug/L #	77
24) Chloroform	9.21	83	1028	0.14	ug/L #	18
25) (ETBE) 2-ethoxy 2-methyl p	8.49	59	2419	0.24	ug/L #	44
29) 1,1-Dichloropropene	9.57	75	574	0.11	ug/L #	1
31) Benzene	9.97	78	8345	0.64	ug/L #	80
32) 1,2-Dichloroethane	9.92	62	5894	1.28	ug/L #	1
40) (MIBK) 4-Methyl-2-Pentanon	12.20	43	8201	3.52	ug/L #	100
41) Toluene	12.28	91	22320	1.40	ug/L	93
46) 2-Hexanone	12.99	43	294	0.12	ug/L #	37
51) Ethylbenzene	14.02	91	7894	0.44	ug/L #	72
52) m,p-Xylenes	14.14	106	9611	1.50	ug/L	87
53) o-Xylene	14.62	106	2719	0.43	ug/L	73
54) Styrene	14.63	104	2387	-0.61	ug/L #	69

(#) = qualifier out of range (m) = manual integration

Data File : C:\HPCHEM\1\DATA\053014L3\E3000008.D Vial: 7
Acq On : 30 May 2014 12:00 pm Operator: DN
Sample : 3E43001-07 Inst : GC/MS Ins
Misc : 100cc SVL-550-SA5D-SV-11.0-12.0 Multiplr: 10.00
MS Integration Params: rteint.p
Quant Time: May 30 12:37 19114 Quant Results File: MW111313.RES

Quant Method : C:\HPCHEM\1\METHODS\MW111313.M (RTE Integrator)
Title : 8260B GC/MS #3 ICAL 11/13/13 DN
Last Update : Wed Nov 13 19:38:32 2013
Response via : Initial Calibration
DataAcq Meth : MW111313

Compound	R.T.	QIon	Response	Conc	Unit		Qvalue
56) Isopropylbenzene	15.21	105	968	0.06	~~ug/L~~	#	1
62) n-Propylbenzene	15.47	91	1736	0.07	~~ug/L~~	#	56
63) 2-Chlorotoluene	15.47	91	1736	0.11	~~ug/L~~	#	45
64) 1,3,5-Trimethylbenzene	15.62	105	2375	0.15	~~ug/L~~	#	69
67) 1,2,4-Trimethylbenzene	16.05	105	5315	0.32	~~ug/L~~	#	78
68) sec-Butylbenzene	16.33	105	340	0.02	~~ug/L~~	#	62
69) p-Isopropyltoluene	16.37	119	667	0.04	~~ug/L~~	#	52

(#) = qualifier out of range (m) = manual integration

Quantitation Report

Data File : C:\HPCHEM\1\DATA\053014L3\E3000008.D Vial: 7
Acq On : 30 May 2014 12:00 pm Operator: DN
Sample : 3E43001-07 Inst : GC/MS Ins
Misc : 100cc SVL-550-SA5D-SV-11.0-12.0 Multiplr: 10.00
MS Integration Params: rteint.p
Quant Time: May 30 12:37 19114 Quant Results File: MW111313.RES

Method : C:\HPCHEM\1\METHODS\MW111313.M (RTE Integrator)
Title : 8260B GC/MS #3 ICAL 11/13/13 DN
Last Update : Wed Nov 13 19:38:32 2013
Response via : Initial Calibration



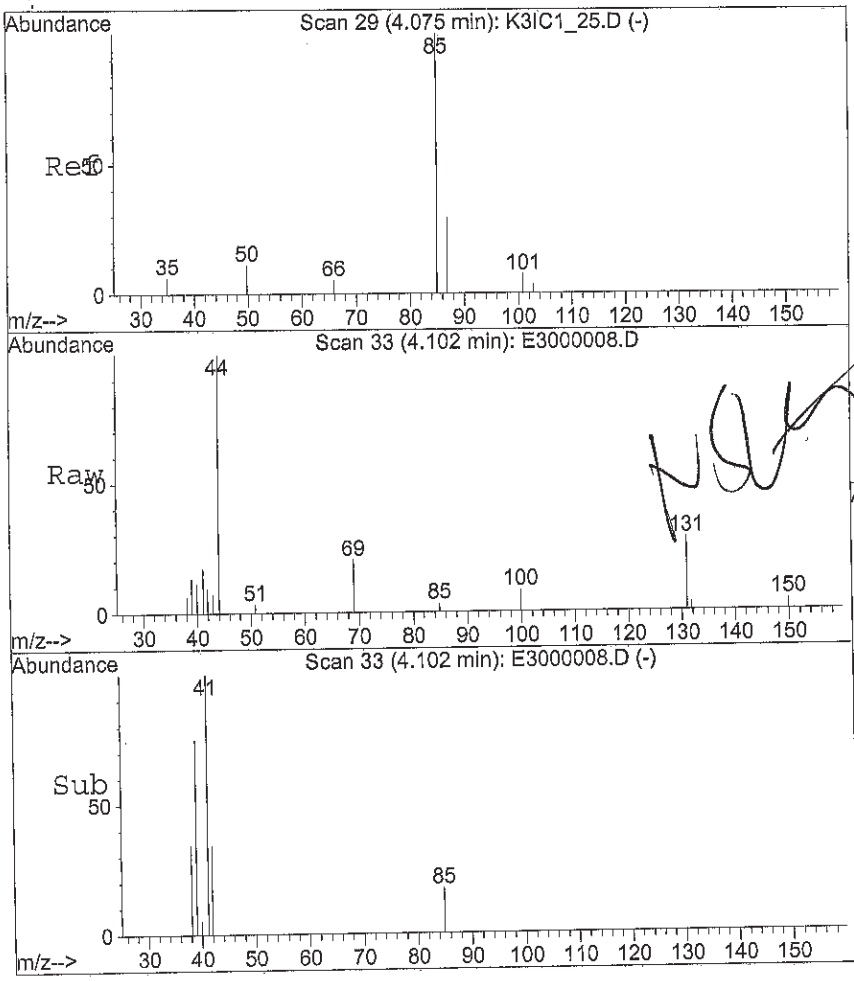

#3
(F12) Dichlorodifluoromethane
Concen: 0.08 ug/L
RT: 4.10 min Scan# 33
Delta R.T. 0.03 min
Lab File: E3000008.D
Acq: 30 May 2014 12:00 pm

Tgt Ion: 85 Resp: 260

Ion	Ratio	Lower	Upper
85	100		
87	0.0	24.6	37.0#

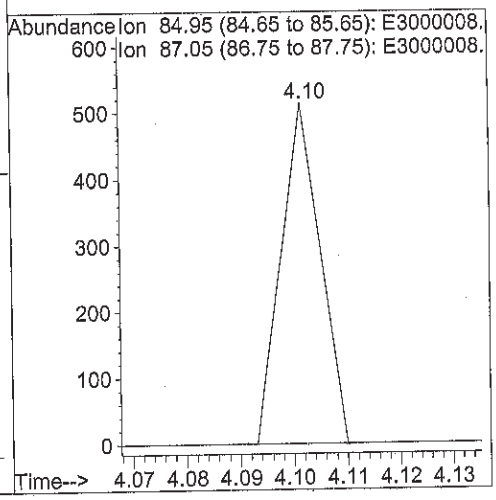

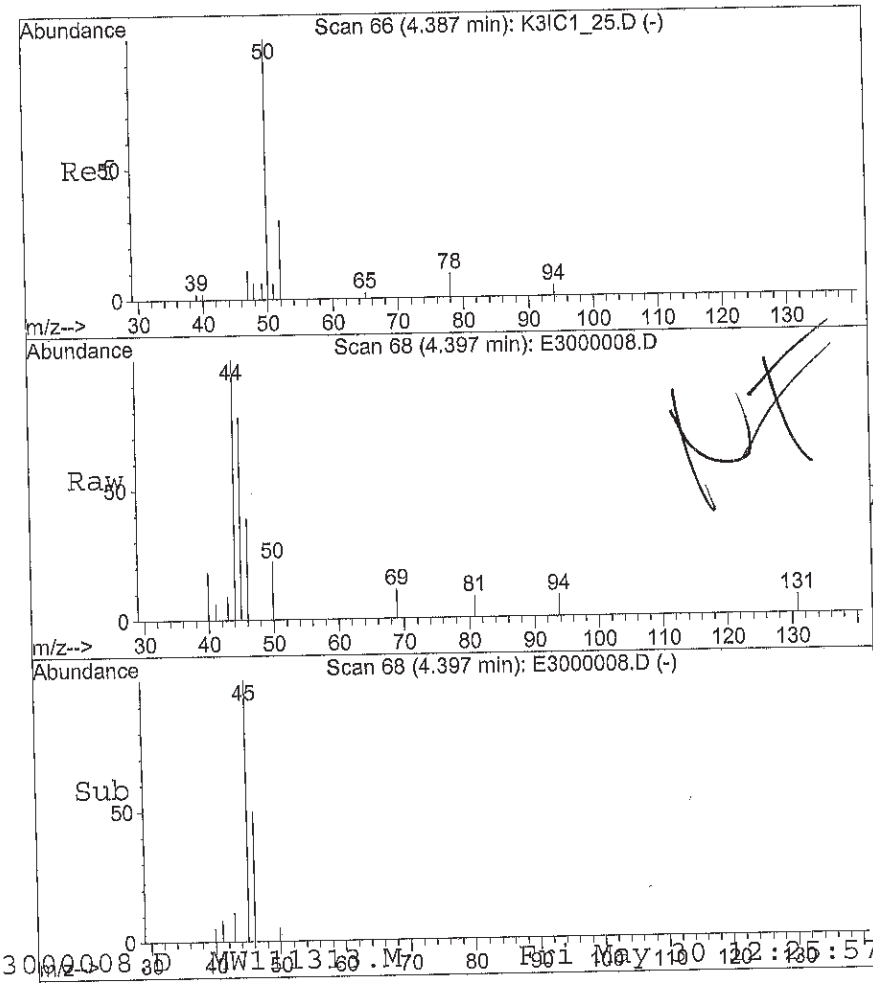

#4
Chloromethane
Concen: 0.45 ug/L
RT: 4.40 min Scan# 68
Delta R.T. 0.01 min
Lab File: E3000008.D
Acq: 30 May 2014 12:00 pm

Tgt Ion: 50 Resp: 3865

Ion	Ratio	Lower	Upper
50	100		
52	11.0	26.9	40.3#

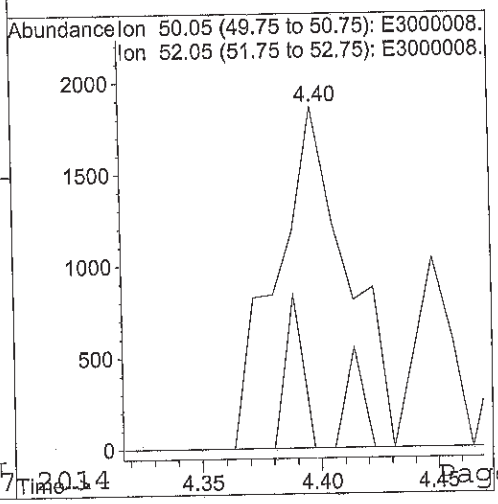

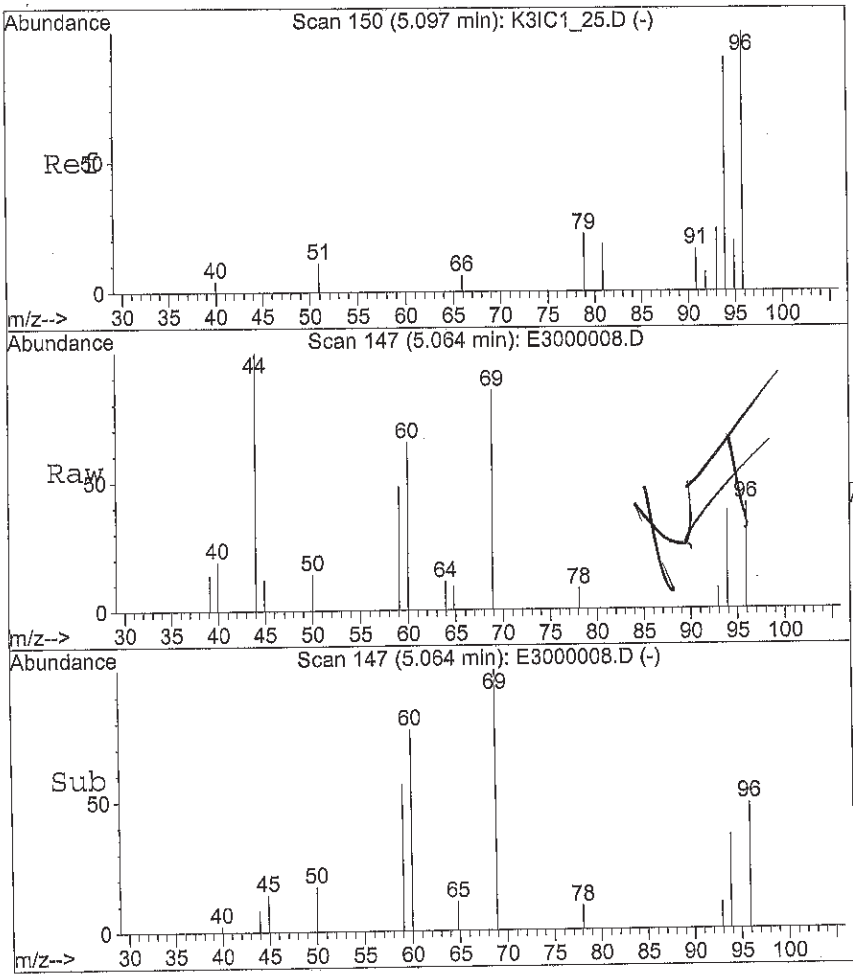

#6
Bromomethane
Concen: 5.13 ug/L
RT: 5.06 min Scan# 147
Delta R.T. -0.03 min
Lab File: E3000008.D
Acq: 30 May 2014 12:00 pm

Tgt Ion: 96 Resp: 10477

Ion	Ratio	Lower	Upper
96	100		
94	115.8	101.0	151.4

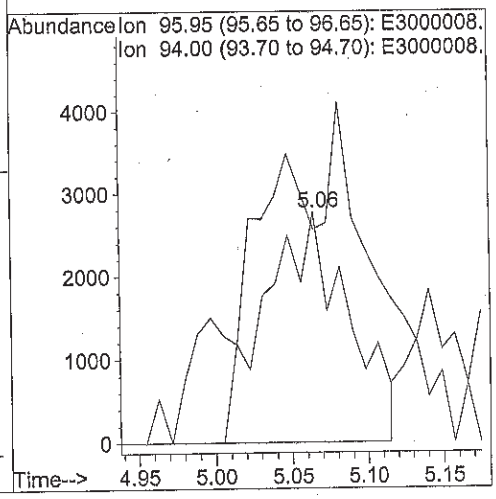

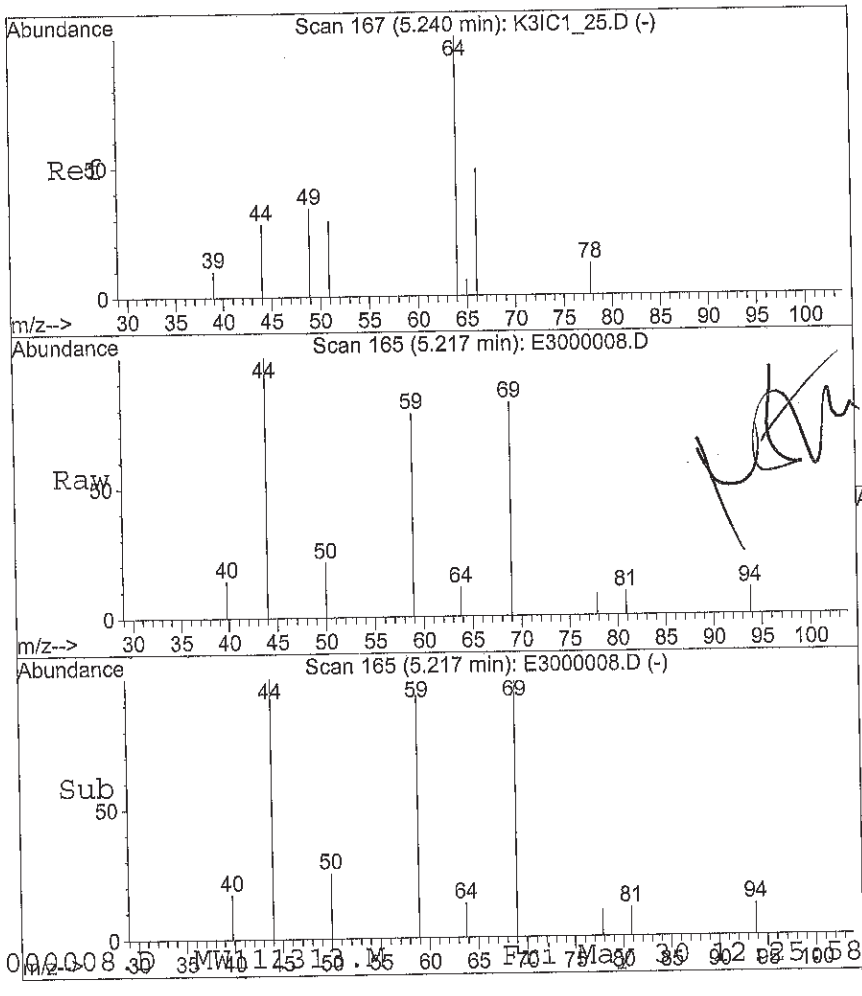

#7
Chloroethane
Concen: 1.21 ug/L
RT: 5.22 min Scan# 165
Delta R.T. -0.02 min
Lab File: E3000008.D
Acq: 30 May 2014 12:00 pm

Tgt Ion: 64 Resp: 596

Ion	Ratio	Lower	Upper
64	100		
66	0.0	35.4	53.0#

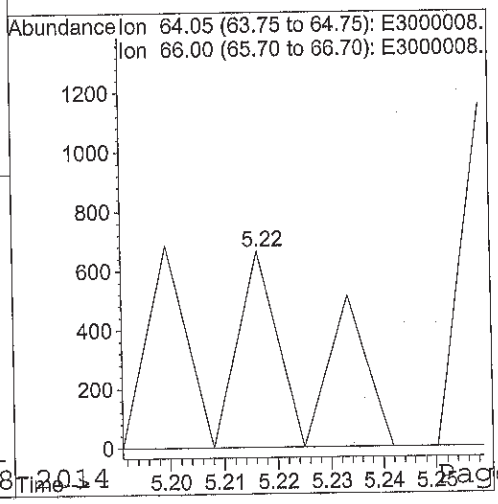

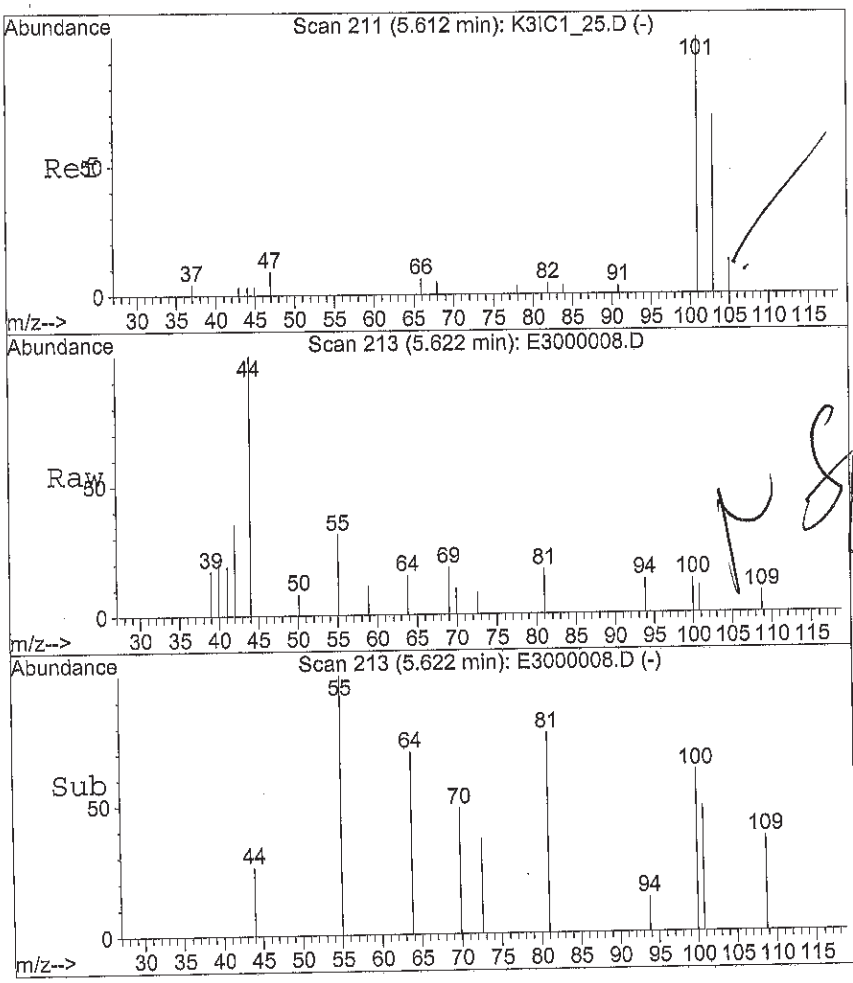

#8
(F11) Trichlorofluoromethane
Concen: 0.09 ug/L
RT: 5.62 min Scan# 213
Delta R.T. 0.01 min
Lab File: E3000008.D
Acq: 30 May 2014 12:00 pm

Tgt Ion:101 Resp: 347

Ion	Ratio	Lower	Upper
101	100		
103	0.0	54.5	81.7#

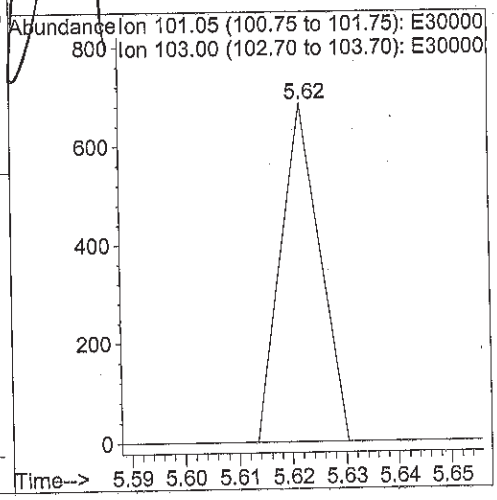

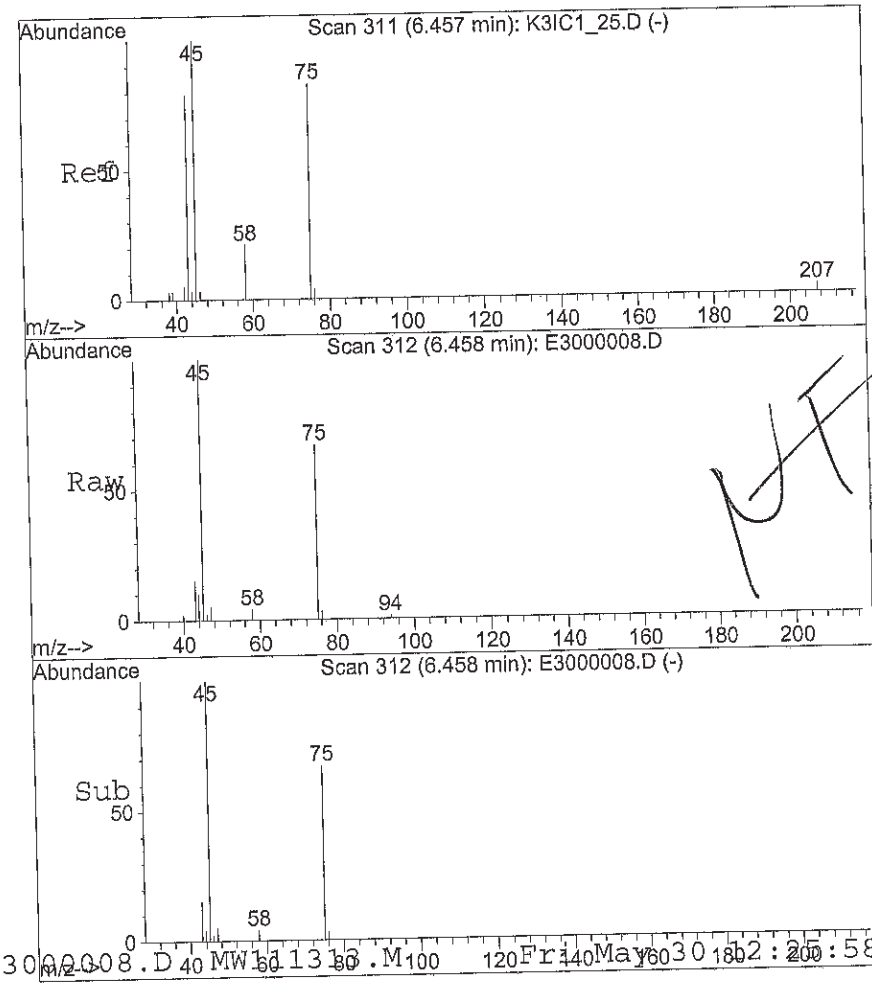

#11
Acetone
Concen: 6.68 ug/L
RT: 6.46 min Scan# 312
Delta R.T. 0.00 min
Lab File: E3000008.D
Acq: 30 May 2014 12:00 pm

Tgt Ion: 58 Resp: 6146

Ion	Ratio	Lower	Upper
58	100		
43	454.6	360.9	541.3

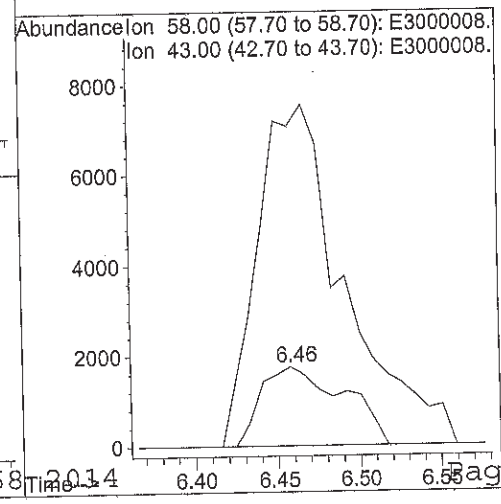

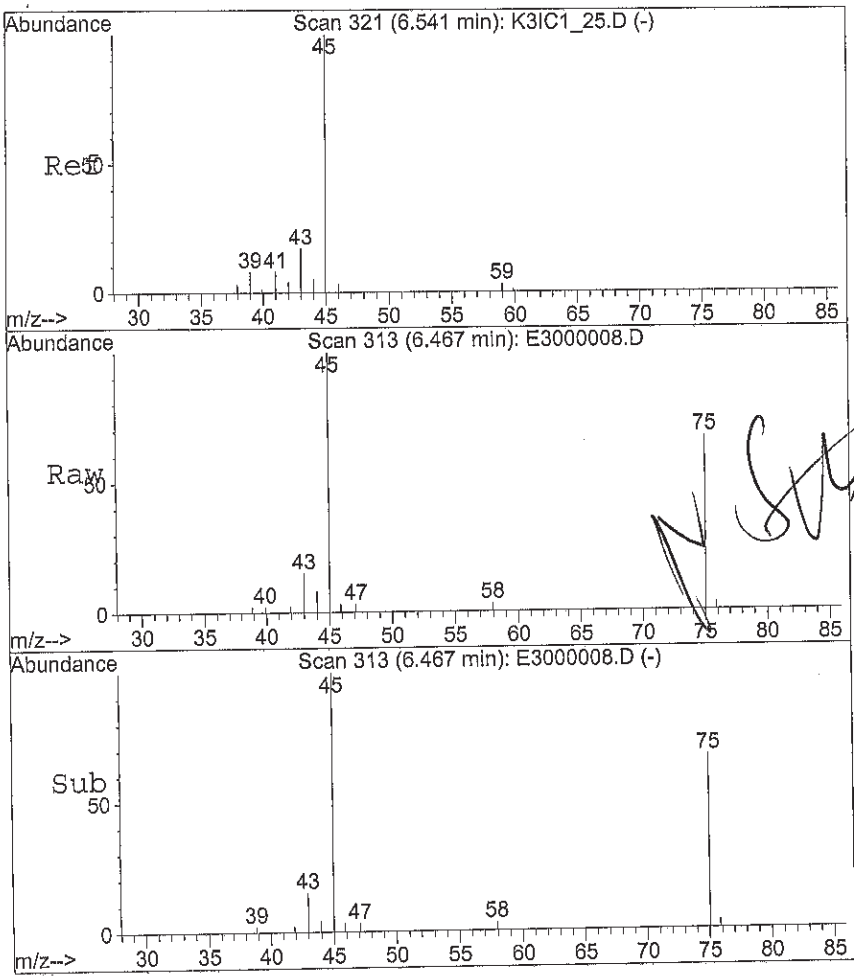

#12
(IPA) Leak Check Compound
Concen: 1396.11 ug/L
RT: 6.47 min Scan# 313
Delta R.T. -0.07 min
Lab File: E3000008.D
Acq: 30 May 2014 12:00 pm

Tgt Ion: 45 Resp: 231178

Ion	Ratio	Lower	Upper
45	100		
39	0.2	4.9	7.3#

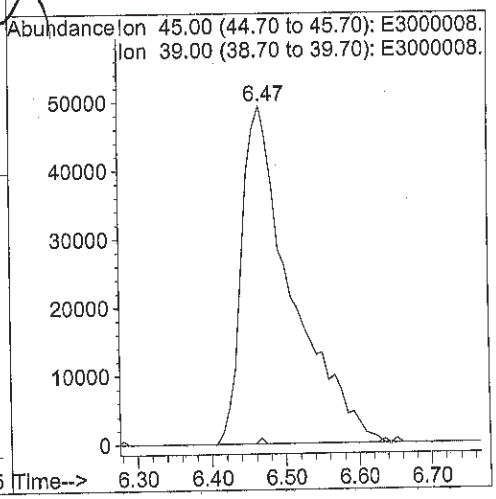

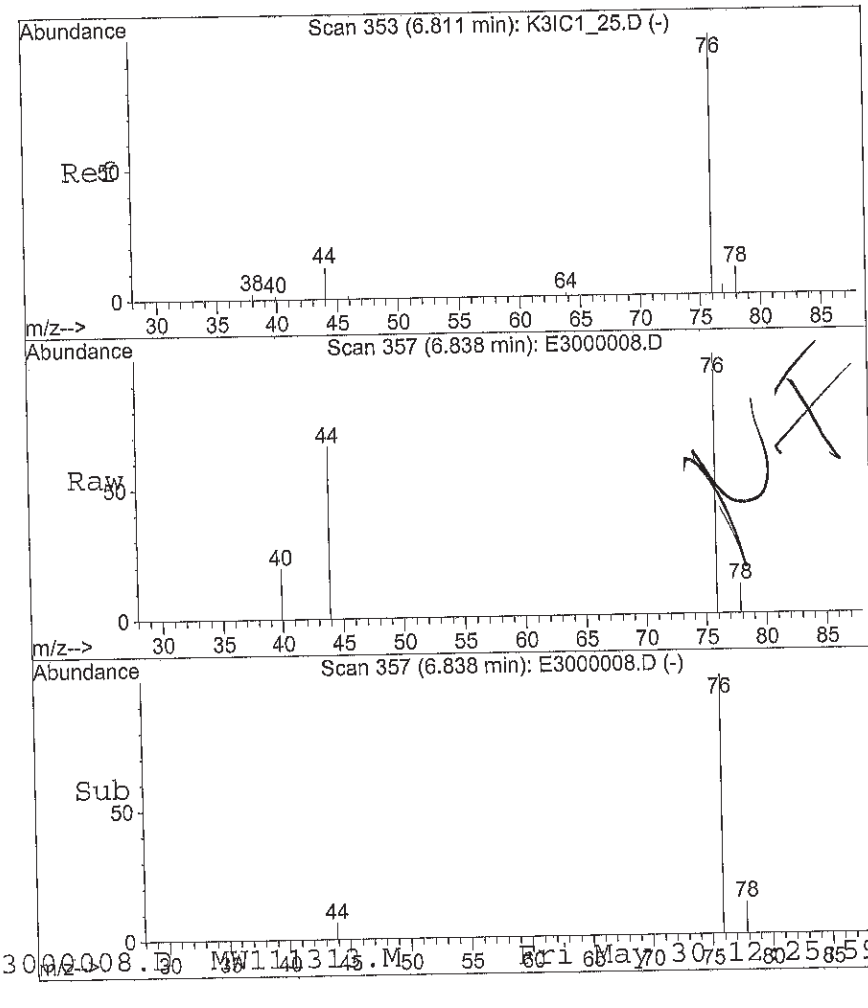

#13
Carbon disulfide
Concen: 1.56 ug/L
RT: 6.84 min Scan# 357
Delta R.T. 0.03 min
Lab File: E3000008.D
Acq: 30 May 2014 12:00 pm

Tgt Ion: 76 Resp: 17829

Ion	Ratio	Lower	Upper
76	100		
78	8.6	7.0	10.4

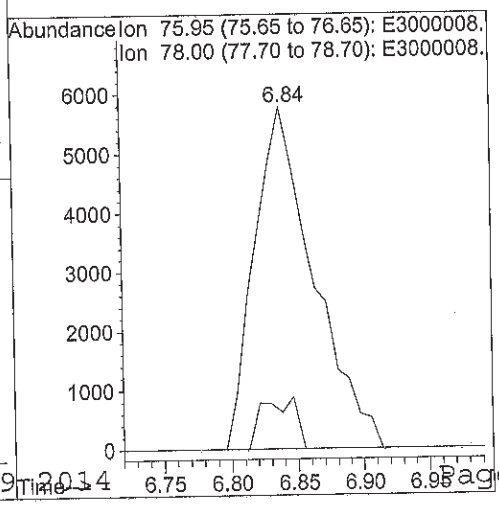

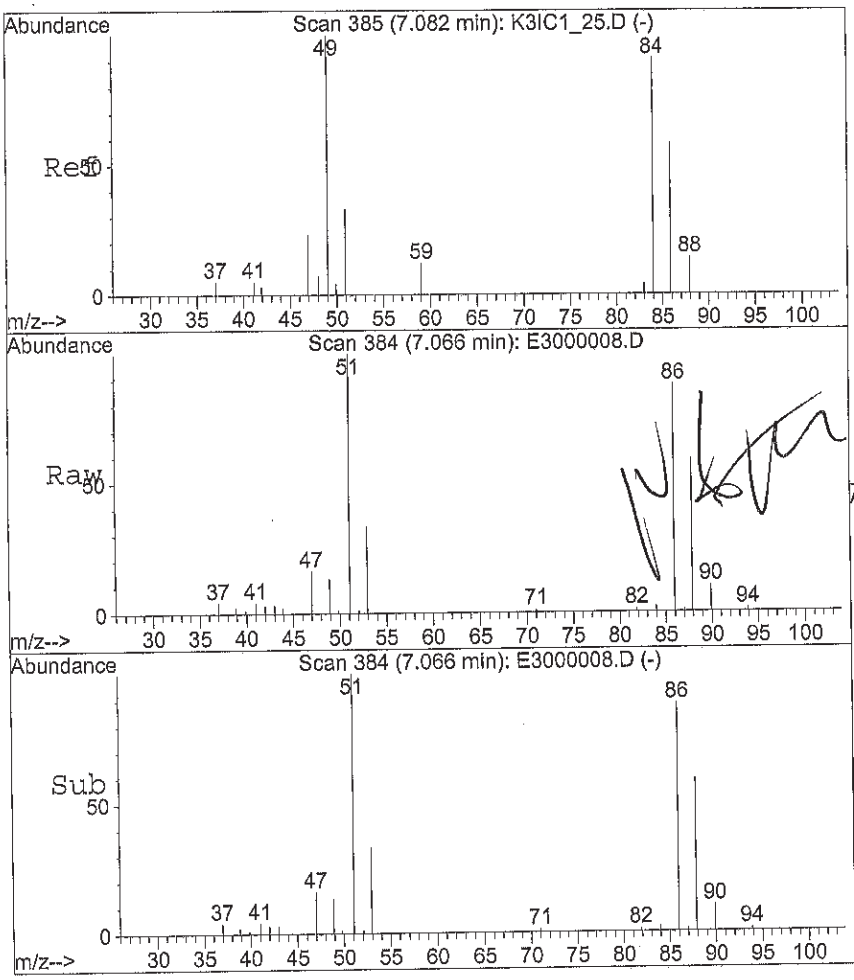

#14
Methylene Chloride
Concen: 1.52 ug/L
RT: 7.07 min Scan# 384
Delta R.T. -0.02 min
Lab File: E3000008.D
Acq: 30 May 2014 12:00 pm

Tgt Ion: 84 Resp: 5767

Ion	Ratio	Lower	Upper
84	100		
49	896.2	89.8	134.6#
86	6528.4	51.1	76.7#
51	7703.7	28.5	42.7#

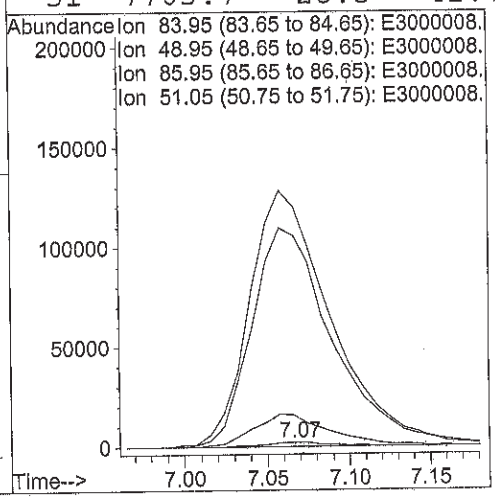

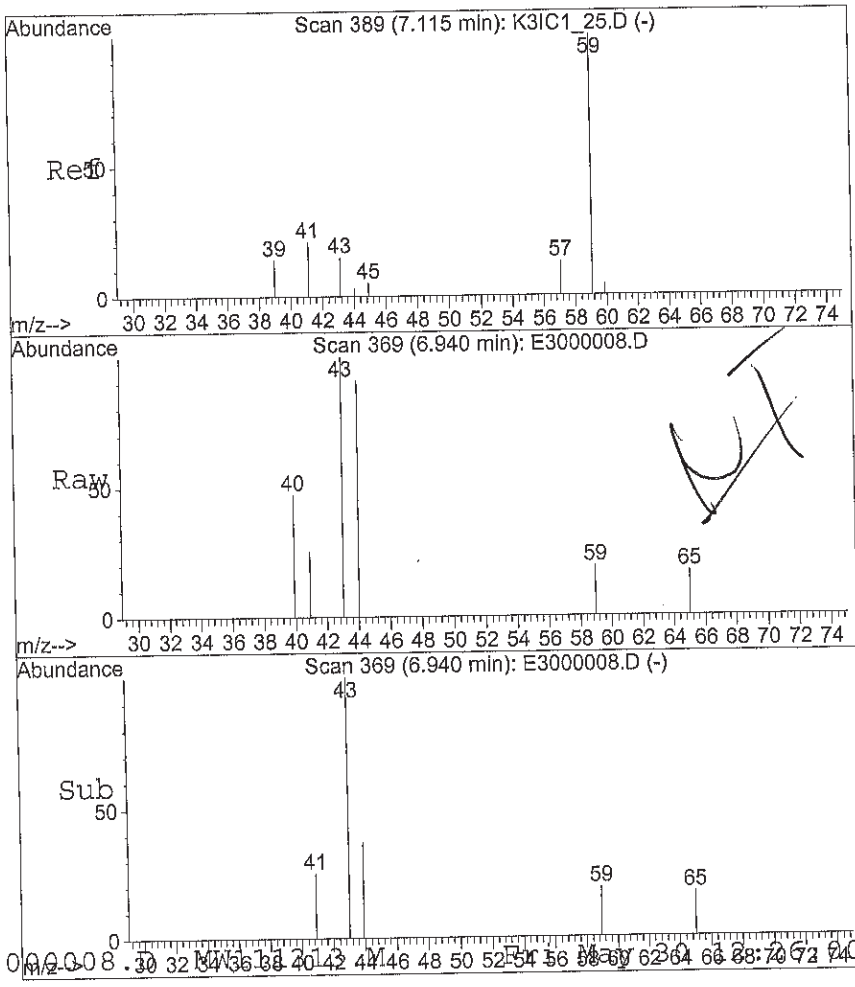

#15
(TBA) tert-Butanol
Concen: 1.30 ug/L
RT: 6.94 min Scan# 369
Delta R.T. -0.18 min
Lab File: E3000008.D
Acq: 30 May 2014 12:00 pm

Tgt Ion: 59 Resp: 306

Ion	Ratio	Lower	Upper
59	100		
57	0.0	6.4	9.6#

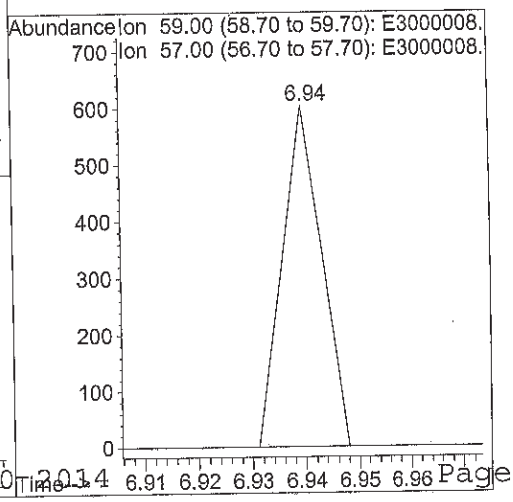

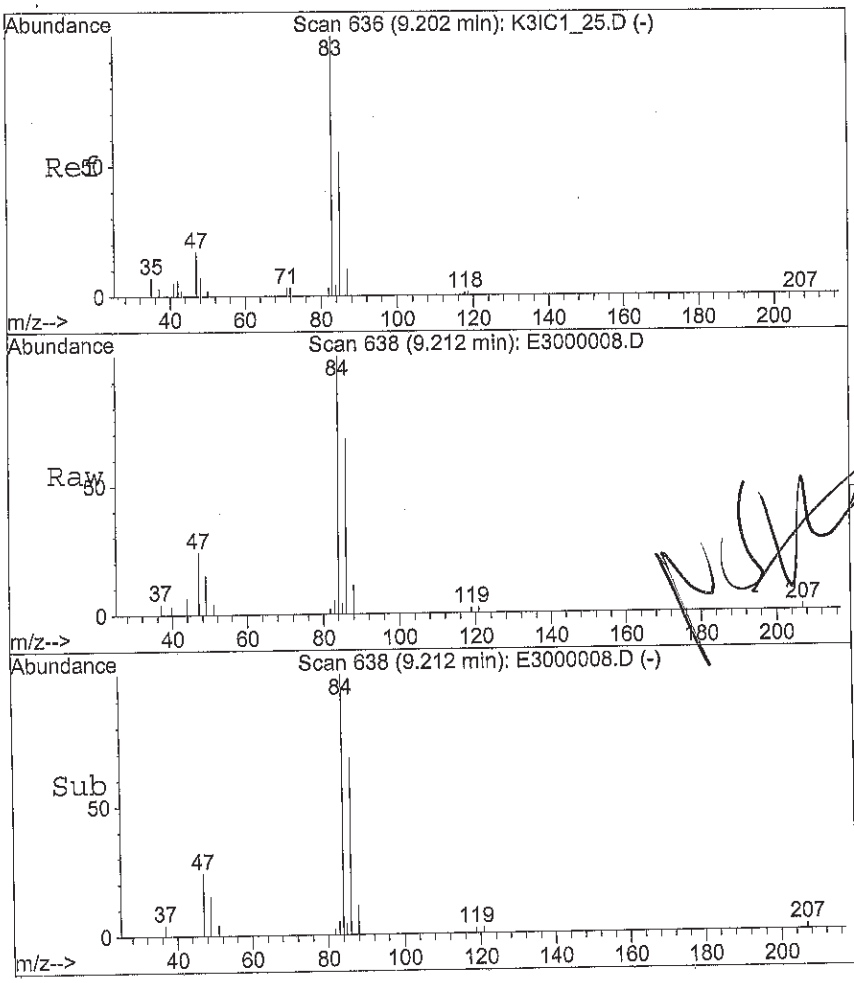

#24
Chloroform
Concen: 0.14 ug/L
RT: 9.21 min Scan# 638
Delta R.T. 0.01 min
Lab File: E3000008.D
Acq: 30 May 2014 12:00 pm

Tgt Ion: 83 Resp: 1028

Ion	Ratio	Lower	Upper
83	100		
85	0.0	51.8	77.6#

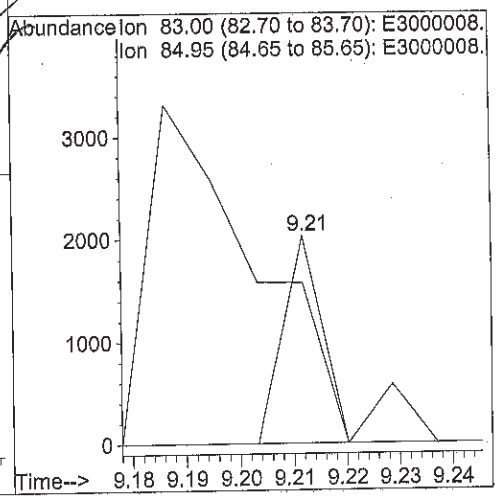

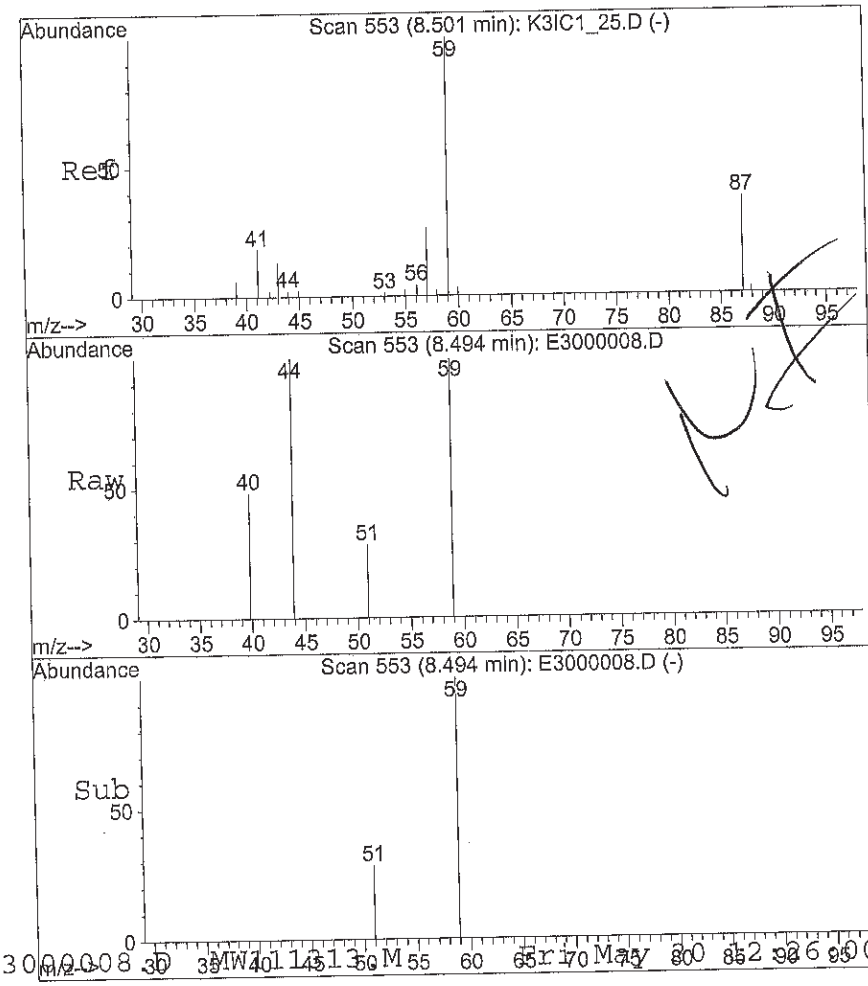

#25
(ETBE) 2-ethoxy 2-methyl propar
Concen: 0.24 ug/L
RT: 8.49 min Scan# 553
Delta R.T. -0.01 min
Lab File: E3000008.D
Acq: 30 May 2014 12:00 pm

Tgt Ion: 59 Resp: 2419

Ion	Ratio	Lower	Upper
59	100		
87	0.0	27.8	41.8#
57	0.0	19.8	29.6#
77	0.0	0.0	0.0

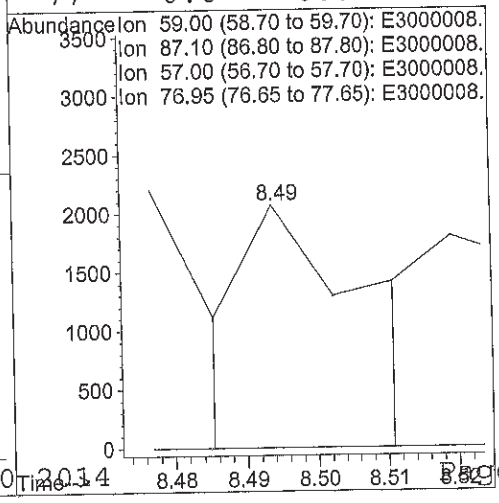

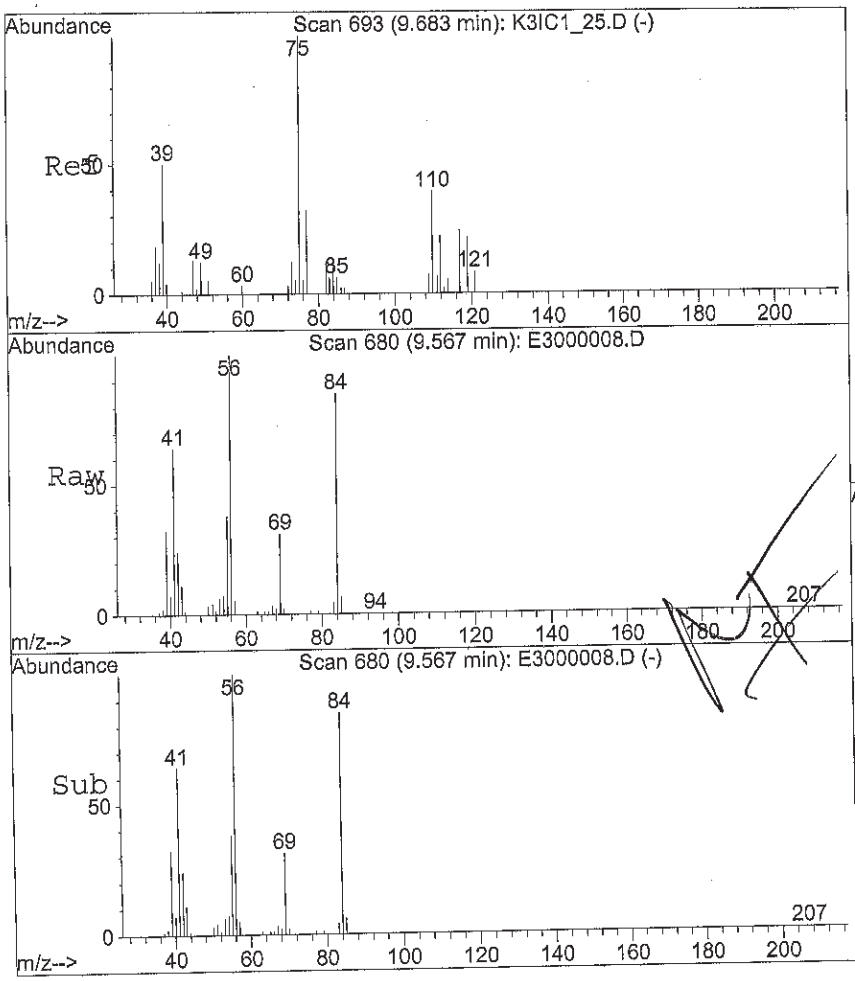

#29
1,1-Dichloropropene
Concen: 0.11 ug/L
RT: 9.57 min Scan# 680
Delta R.T. -0.12 min
Lab File: E3000008.D
Acq: 30 May 2014 12:00 pm

Tgt Ion: 75 Resp: 574

Ion	Ratio	Lower	Upper
75	100		
110	0.0	29.0	43.6#
77	2577.4	25.0	37.4#

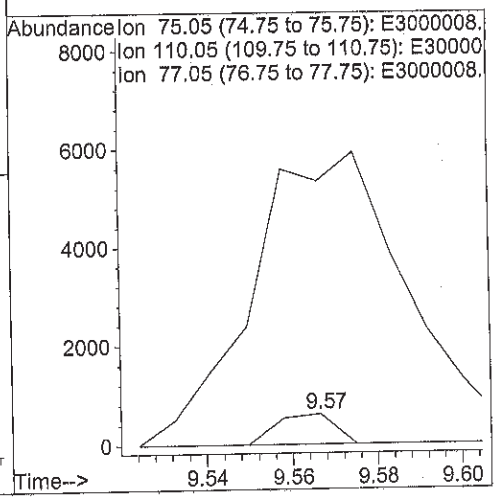

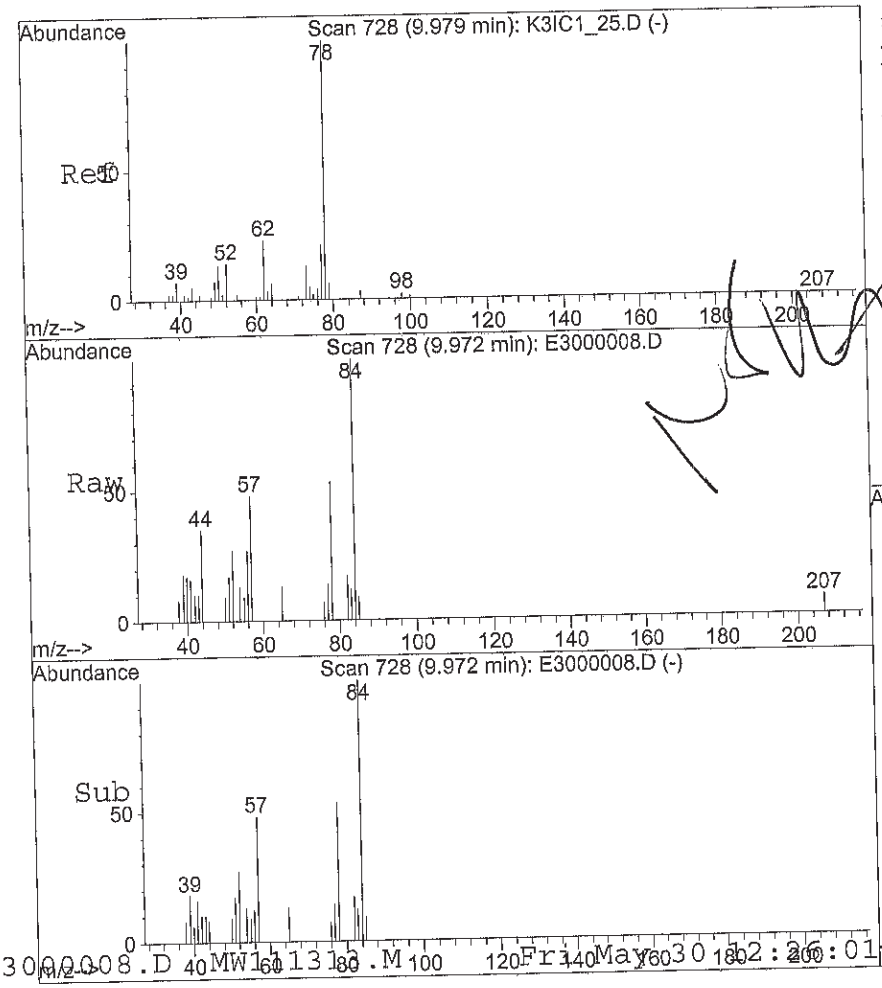

#31
Benzene
Concen: 0.64 ug/L
RT: 9.97 min Scan# 728
Delta R.T. -0.01 min
Lab File: E3000008.D
Acq: 30 May 2014 12:00 pm

Tgt Ion: 78 Resp: 8345

Ion	Ratio	Lower	Upper
78	100		
51	0.0	14.2	21.2#
77	22.0	16.6	24.8

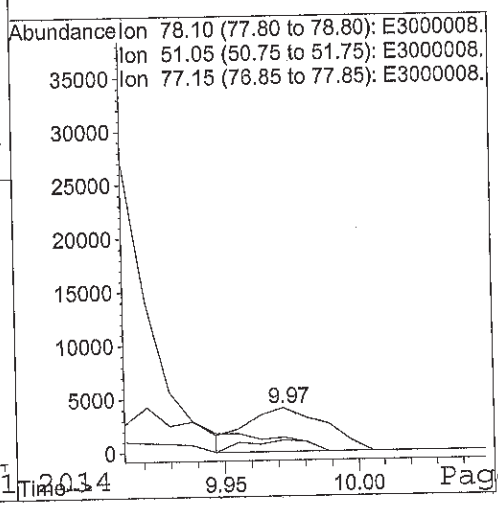

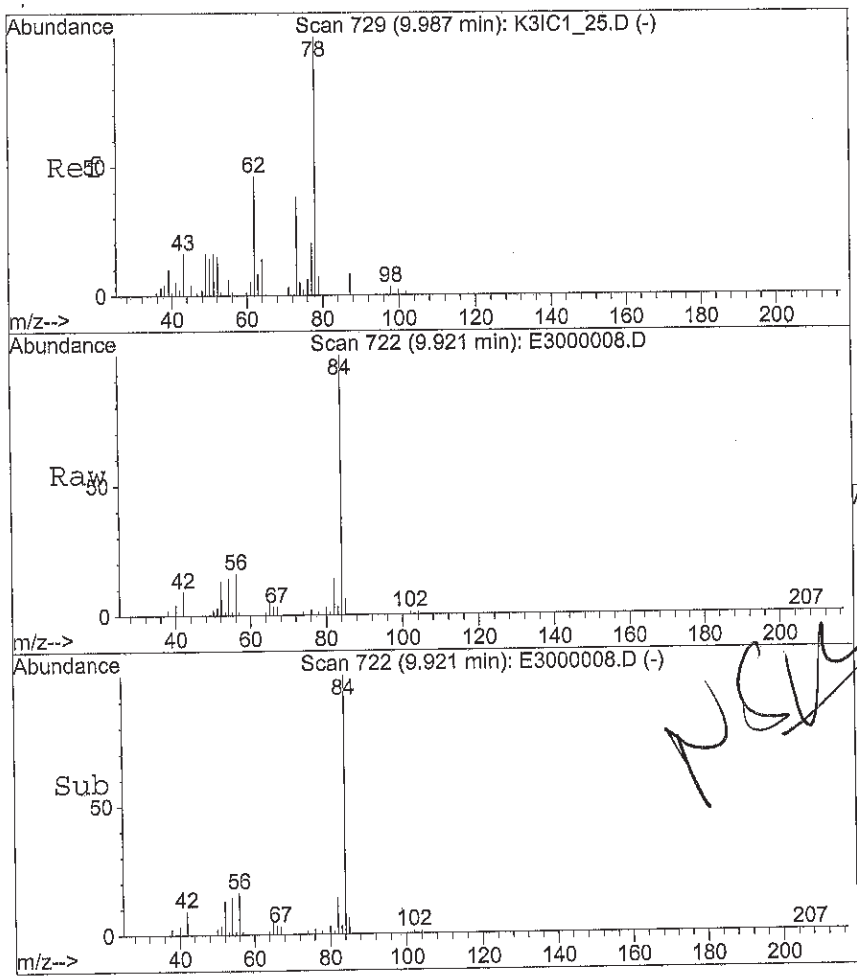

#32
1,2-Dichloroethane
Concen: 1.28 ug/L
RT: 9.92 min Scan# 722
Delta R.T. -0.07 min
Lab File: E3000008.D
Acq: 30 May 2014 12:00 pm

Tgt Ion: 62 Resp: 5894

Ion	Ratio	Lower	Upper
62	100		
64	214.5	28.0	42.0#
49	0.0	28.5	42.7#
98	0.0	6.2	9.4#

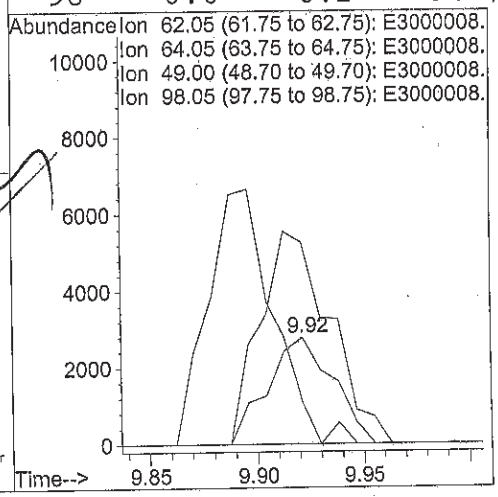

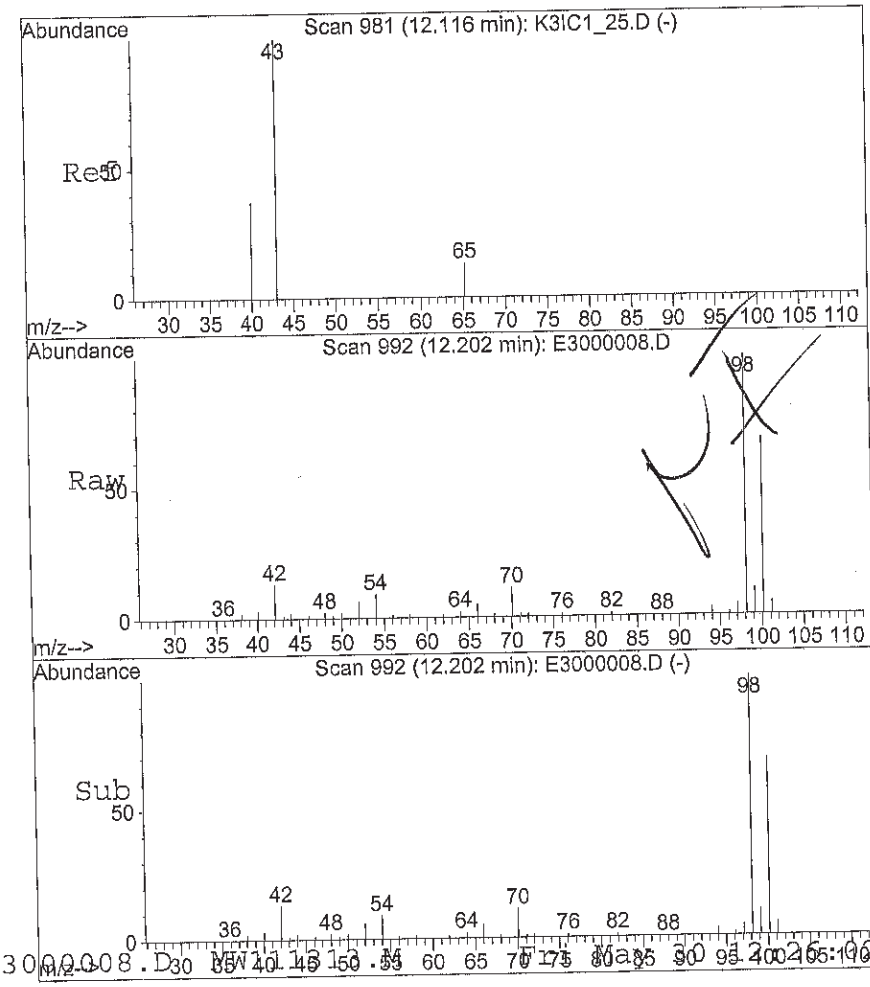

#40
(MIBK) 4-Methyl-2-Pentanone
Concen: 3.52 ug/L
RT: 12.20 min Scan# 992
Delta R.T. 0.09 min
Lab File: E3000008.D
Acq: 30 May 2014 12:00 pm

Tgt Ion: 43 Resp: 8201

Ion	Ratio	Lower	Upper
43	100		
58	126.7	0.0	0.0#
85	0.0	0.0	0.0
100	10149.8	0.0	0.0#

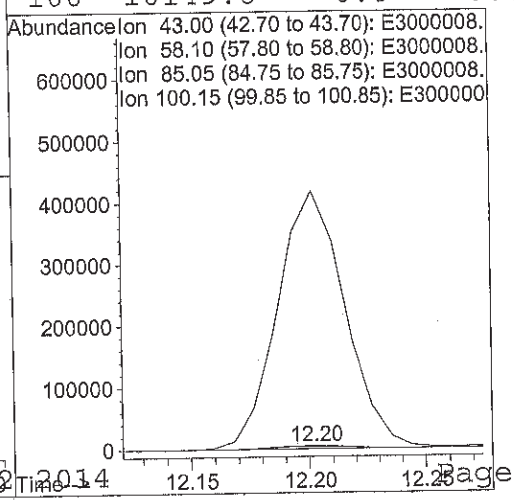

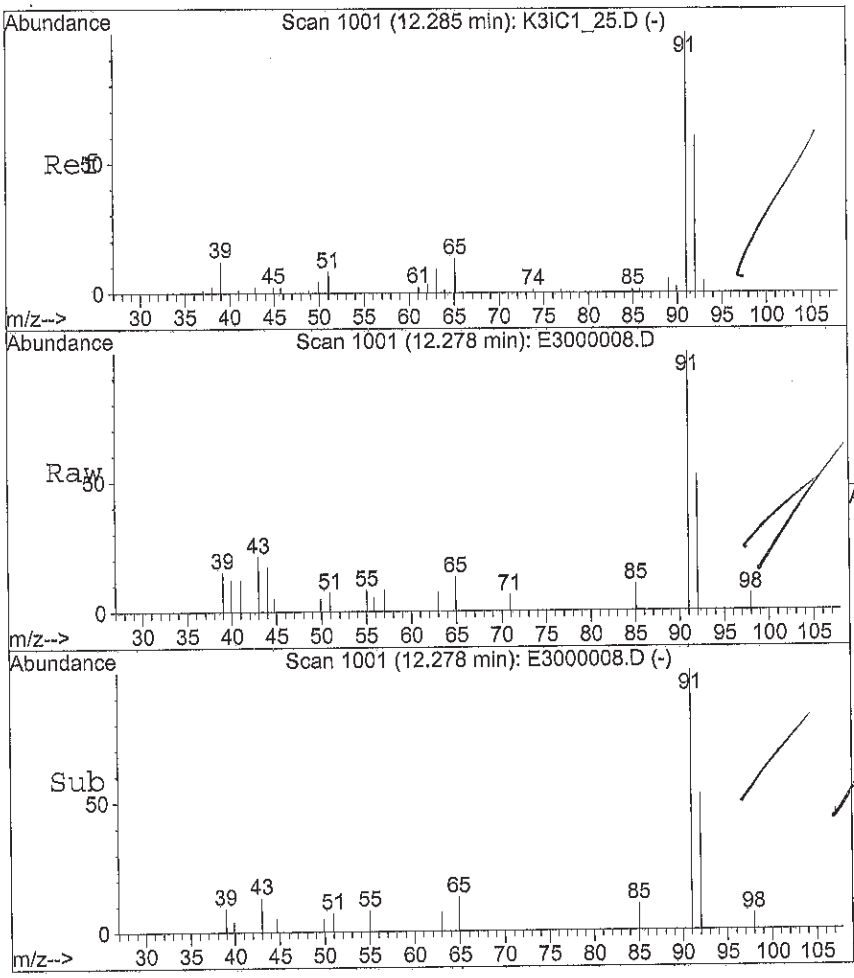

#41
Toluene
Concen: 1.40 ug/L
RT: 12.28 min Scan# 1001
Delta R.T. -0.01 min
Lab File: E3000008.D
Acq: 30 May 2014 12:00 pm

Tgt Ion: 91 Resp: 22320

Ion	Ratio	Lower	Upper
91	100		
92	64.7	47.4	71.0

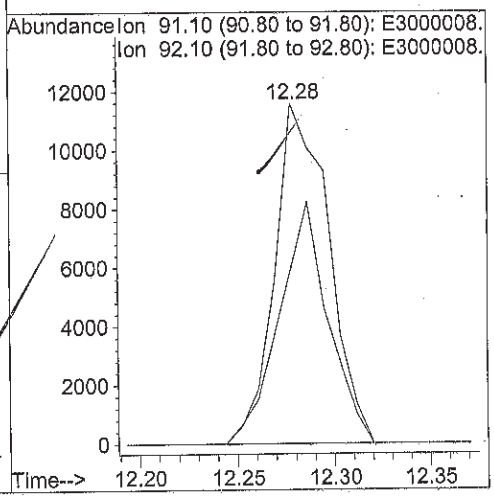

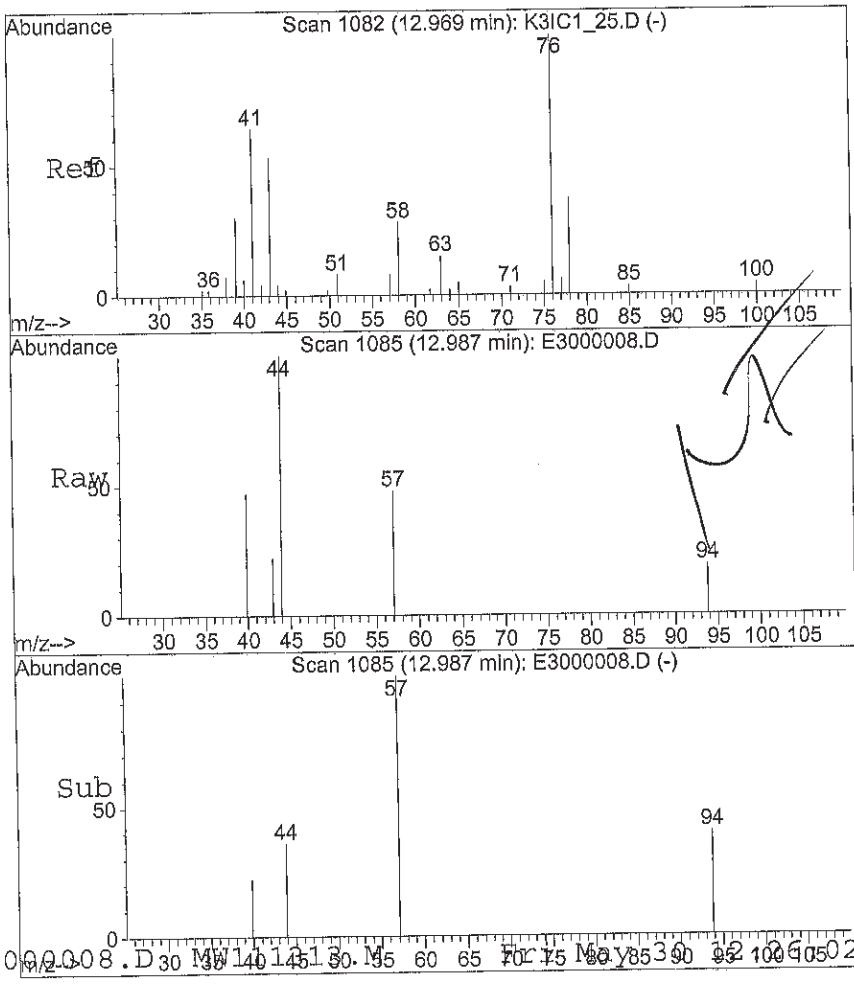

#46
2-Hexanone
Concen: 0.12 ug/L
RT: 12.99 min Scan# 1085
Delta R.T. 0.02 min
Lab File: E3000008.D
Acq: 30 May 2014 12:00 pm

Tgt Ion: 43 Resp: 294

Ion	Ratio	Lower	Upper
43	100		
58	0.0	40.9	61.3#
100	0.0	5.5	8.3#
85	0.0	4.3	6.5#

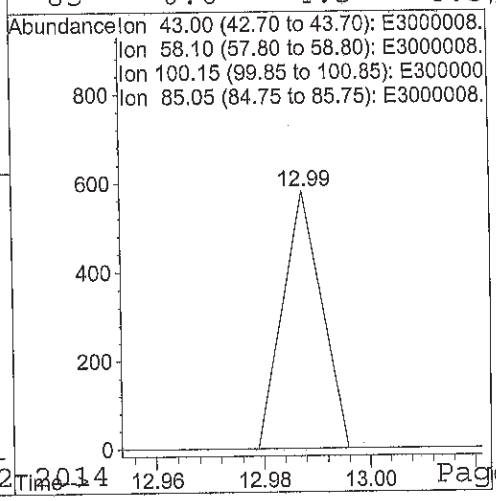

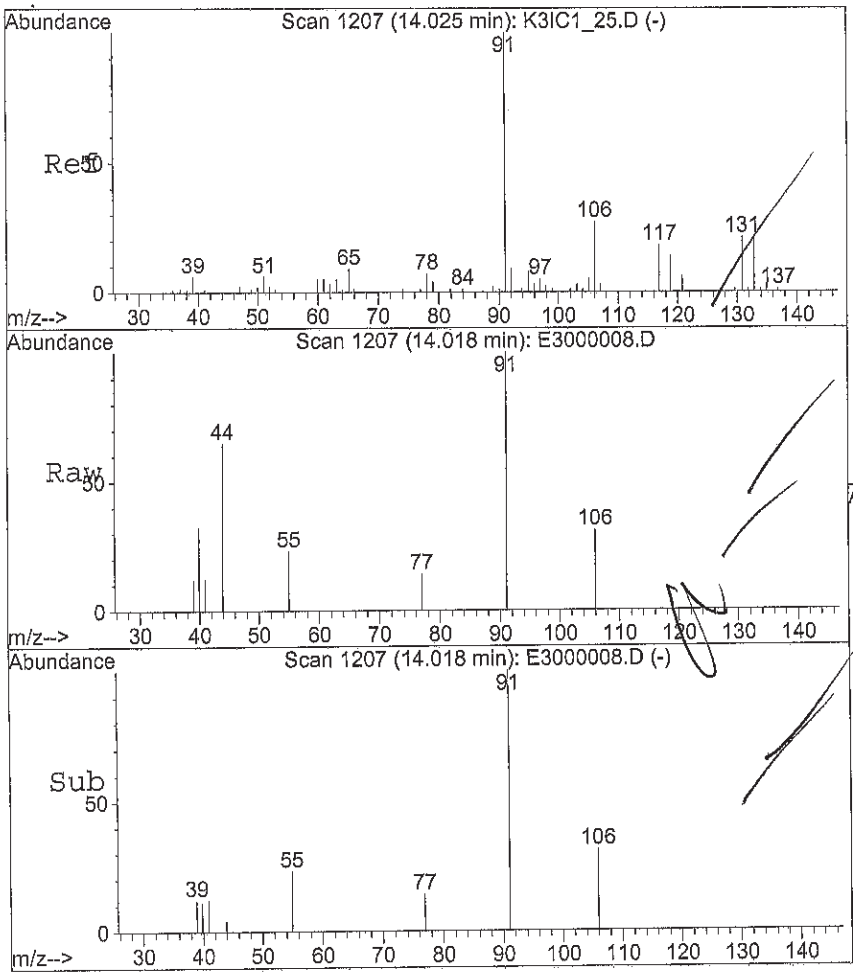

#51
Ethylbenzene
Concen: 0.44 ug/L
RT: 14.02 min Scan# 1207
Delta R.T. -0.01 min
Lab File: E3000008.D
Acq: 30 May 2014 12:00 pm

Tgt Ion: 91 Resp: 7894

Ion	Ratio	Lower	Upper
91	100		
106	14.3	23.5	35.3#

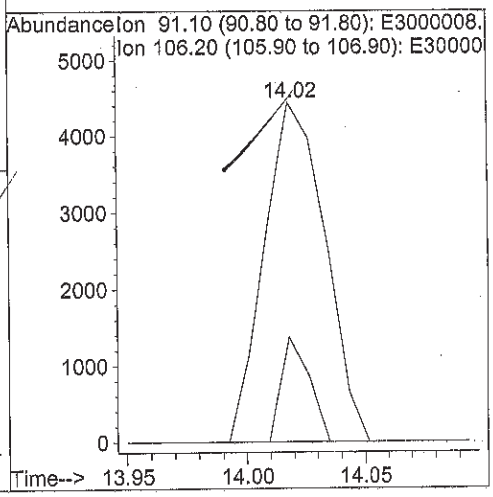

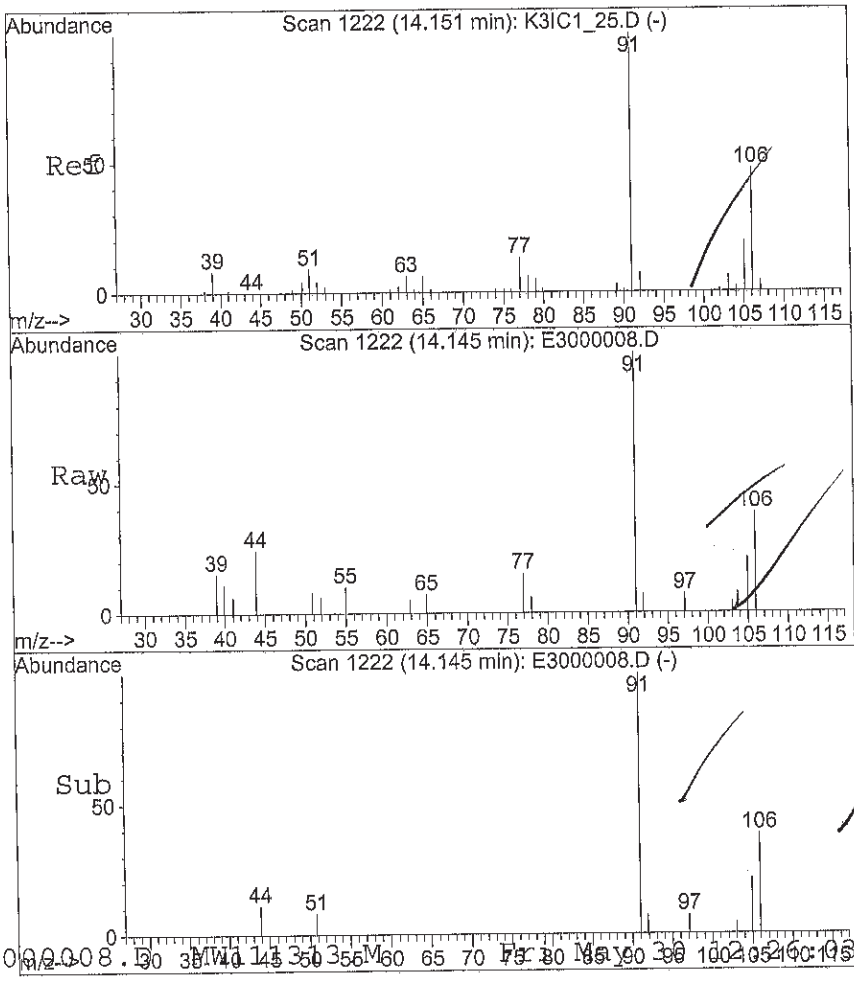

#52
m,p-Xylenes
Concen: 1.50 ug/L
RT: 14.14 min Scan# 1222
Delta R.T. -0.01 min
Lab File: E3000008.D
Acq: 30 May 2014 12:00 pm

Tgt Ion:106 Resp: 9611

Ion	Ratio	Lower	Upper
106	100		
91	241.6	177.1	265.7

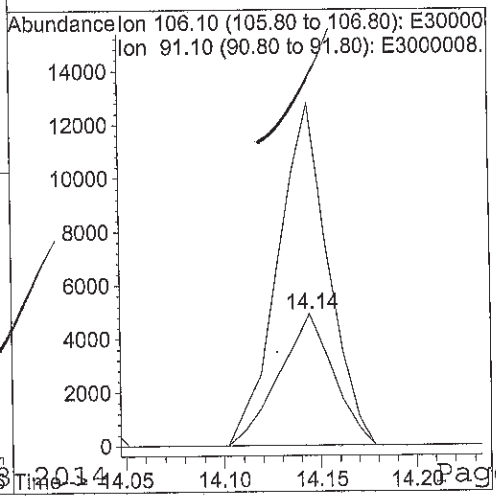

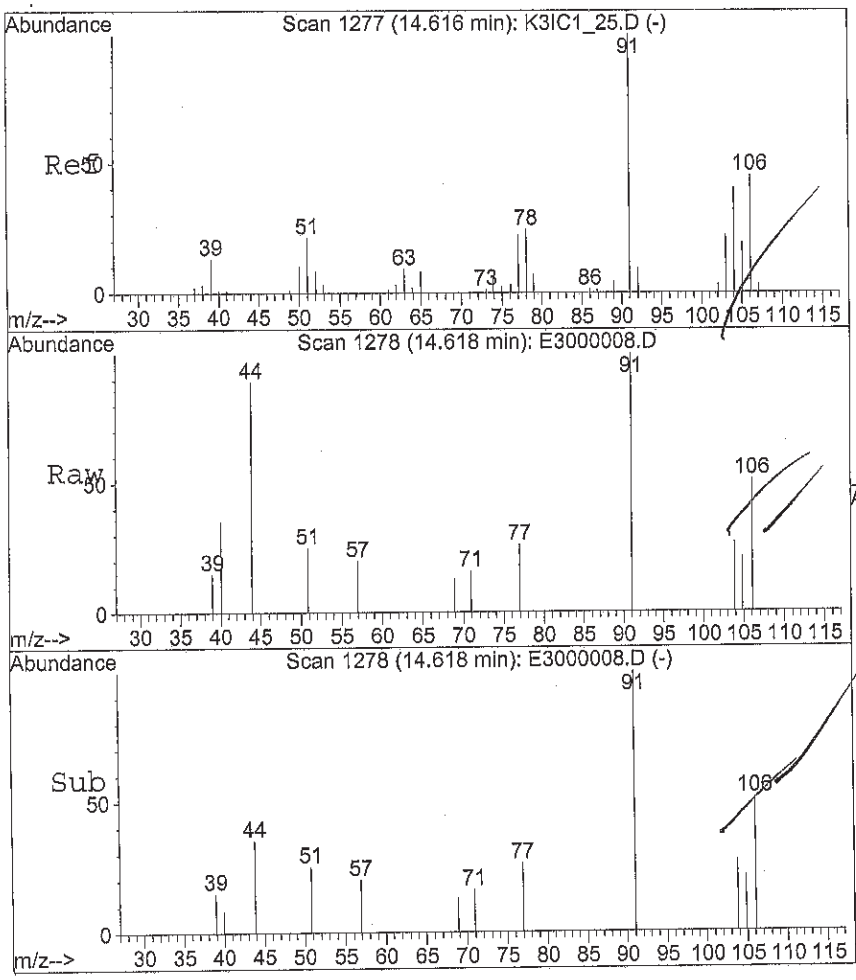

#53
o-Xylene
Concen: 0.43 ug/L
RT: 14.62 min Scan# 1278
Delta R.T. 0.00 min
Lab File: E3000008.D
Acq: 30 May 2014 12:00 pm

Tgt Ion:106	Resp:	2719	
Ion	Ratio	Lower	Upper
106	100		
91	267.2	179.0	268.6

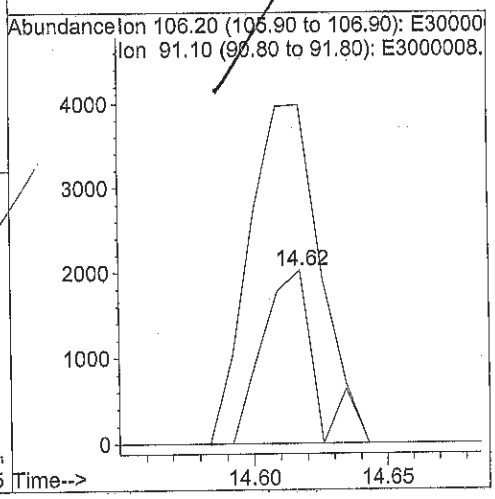

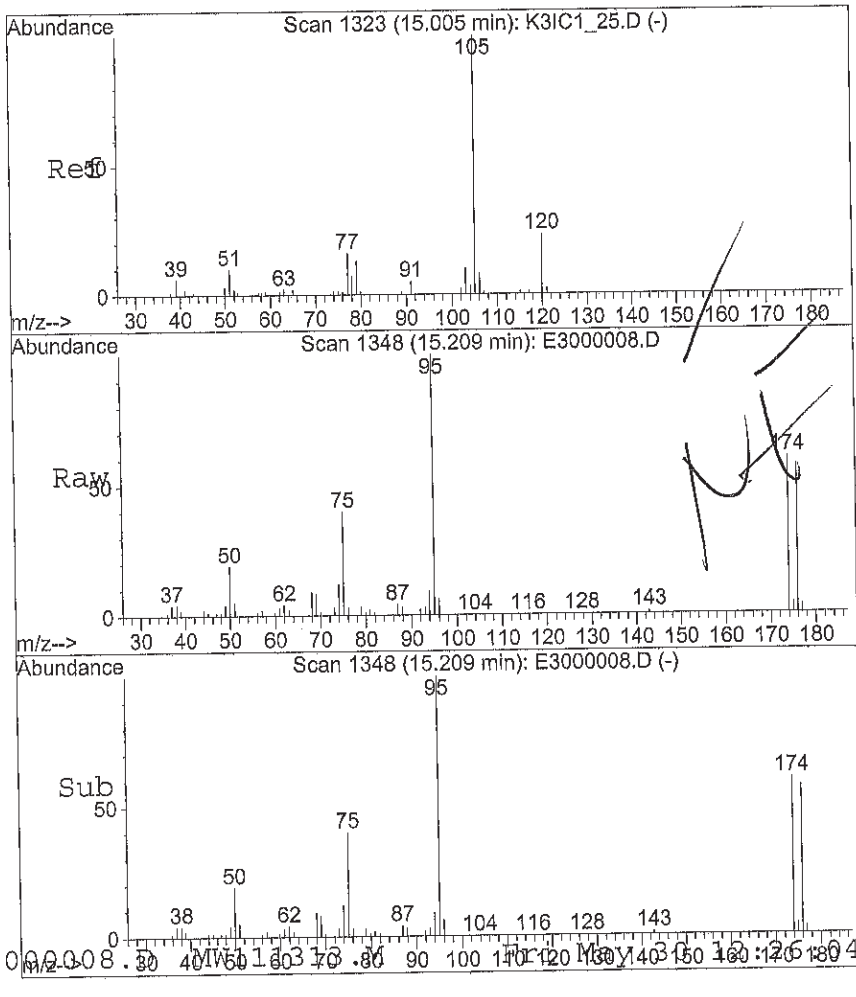

#56
Isopropylbenzene
Concen: 0.06 ug/L
RT: 15.21 min Scan# 1348
Delta R.T. 0.20 min
Lab File: E3000008.D
Acq: 30 May 2014 12:00 pm

Tgt Ion:105	Resp:	968	
Ion	Ratio	Lower	Upper
105	100		
120	0.0	19.3	28.9#
77	264.9	13.1	19.7#

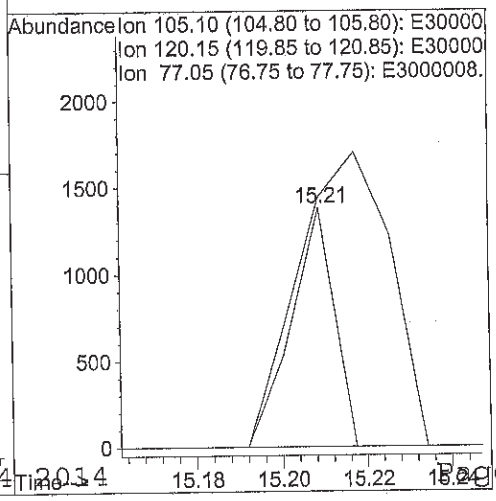

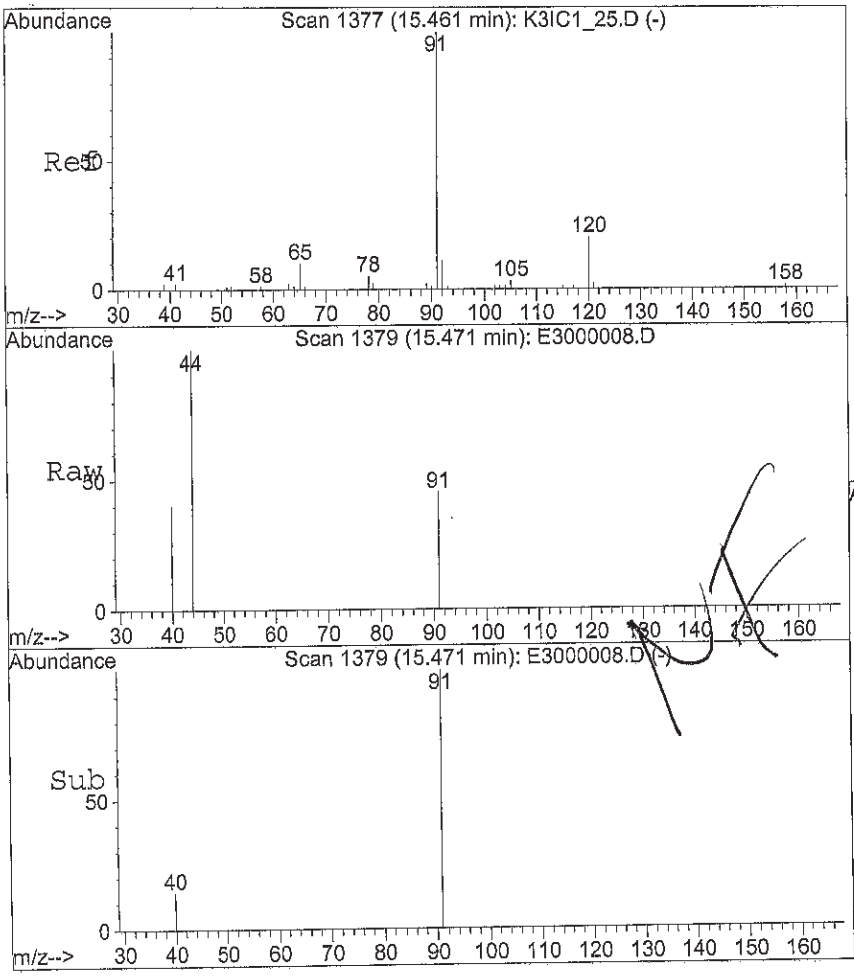

#62
n-Propylbenzene
Concen: 0.07 ug/L
RT: 15.47 min Scan# 1379
Delta R.T. 0.01 min
Lab File: E3000008.D
Acq: 30 May 2014 12:00 pm

Tgt Ion: 91 Resp: 1736

Ion	Ratio	Lower	Upper
91	100		
120	0.0	16.1	24.1#

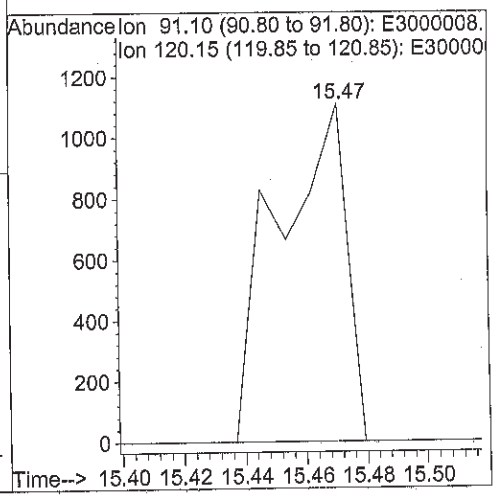

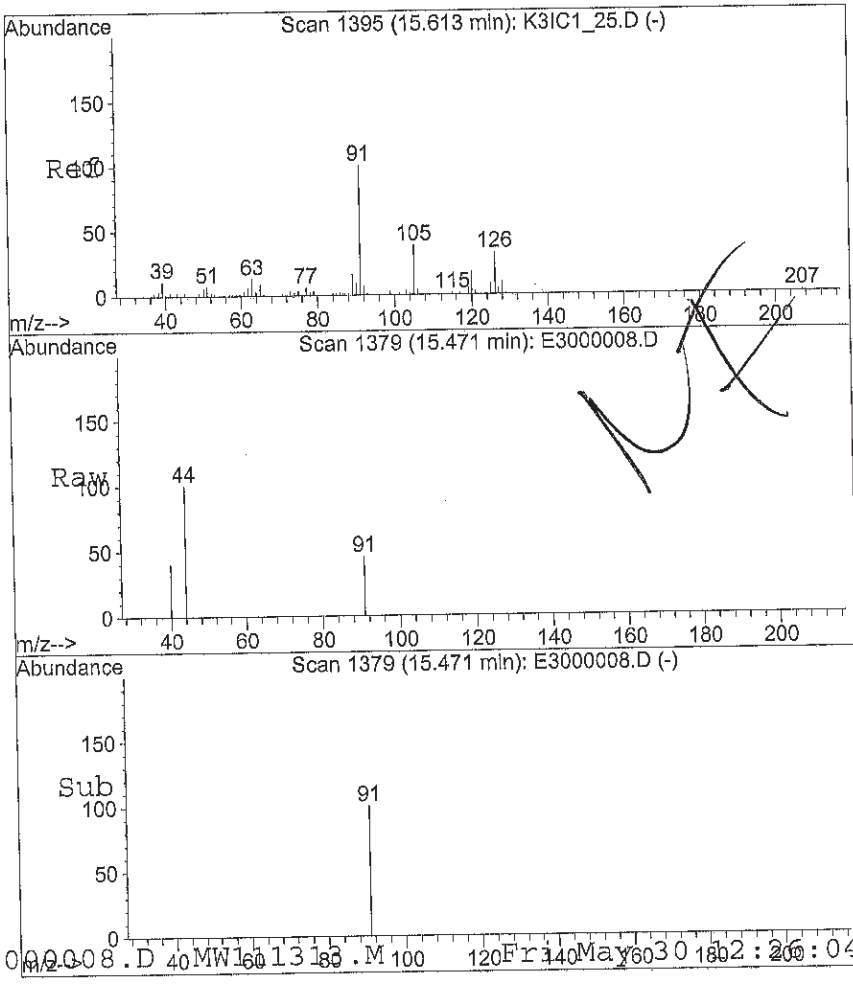

#63
2-Chlorotoluene
Concen: 0.11 ug/L
RT: 15.47 min Scan# 1379
Delta R.T. -0.14 min
Lab File: E3000008.D
Acq: 30 May 2014 12:00 pm

Tgt Ion: 91 Resp: 1736

Ion	Ratio	Lower	Upper
91	100		
126	0.0	24.0	36.0#

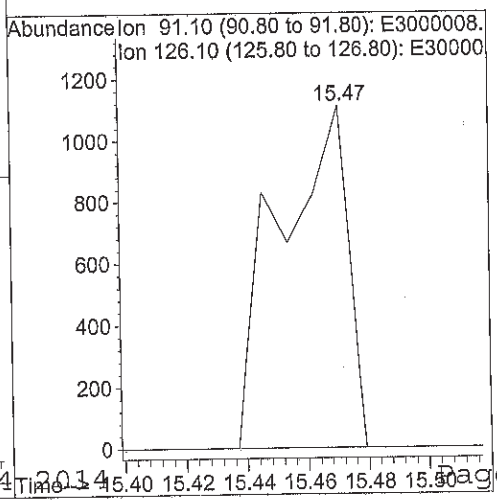

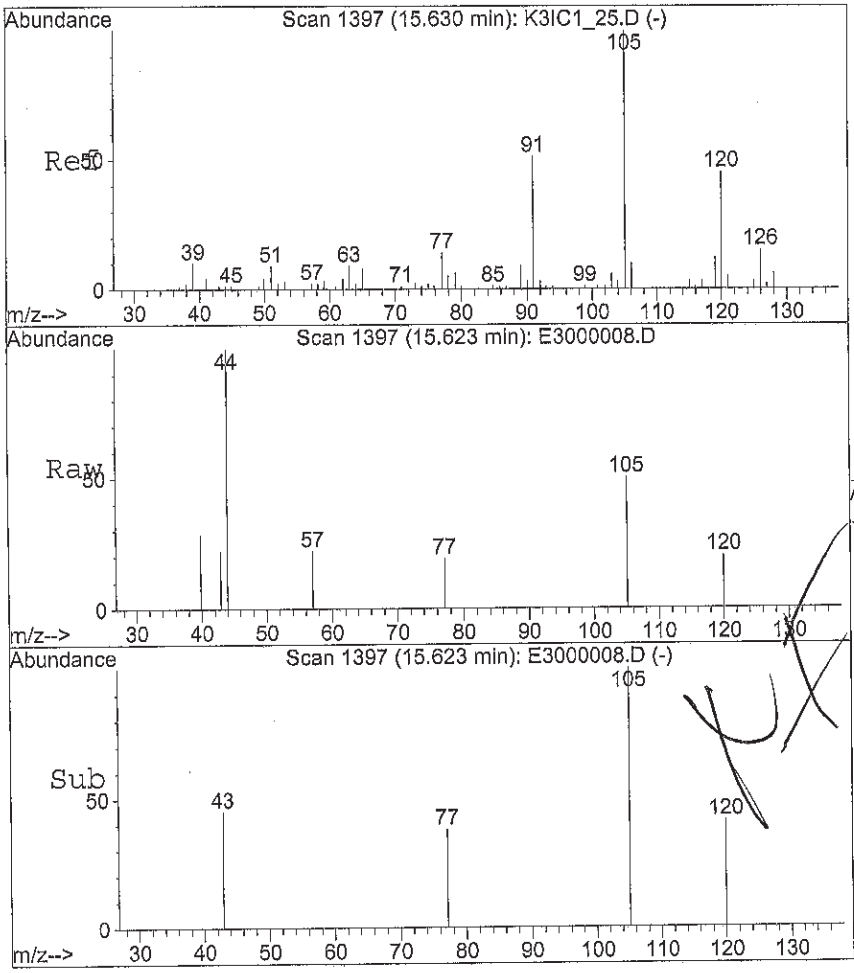

#64
1,3,5-Trimethylbenzene
Concen: 0.15 ug/L
RT: 15.62 min Scan# 1397
Delta R.T. -0.01 min
Lab File: E3000008.D
Acq: 30 May 2014 12:00 pm

Tgt Ion:105 Resp: 2375

Ion	Ratio	Lower	Upper
105	100		
120	25.1	36.4	54.6#

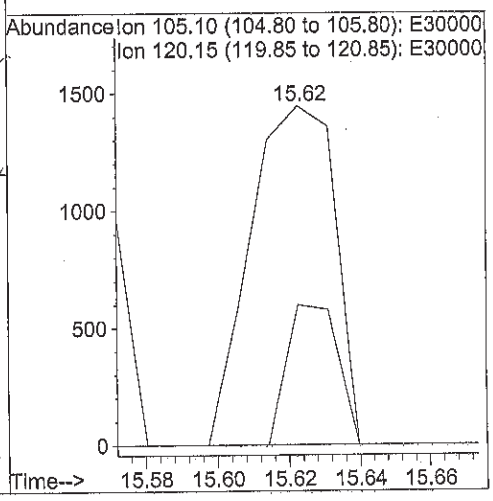

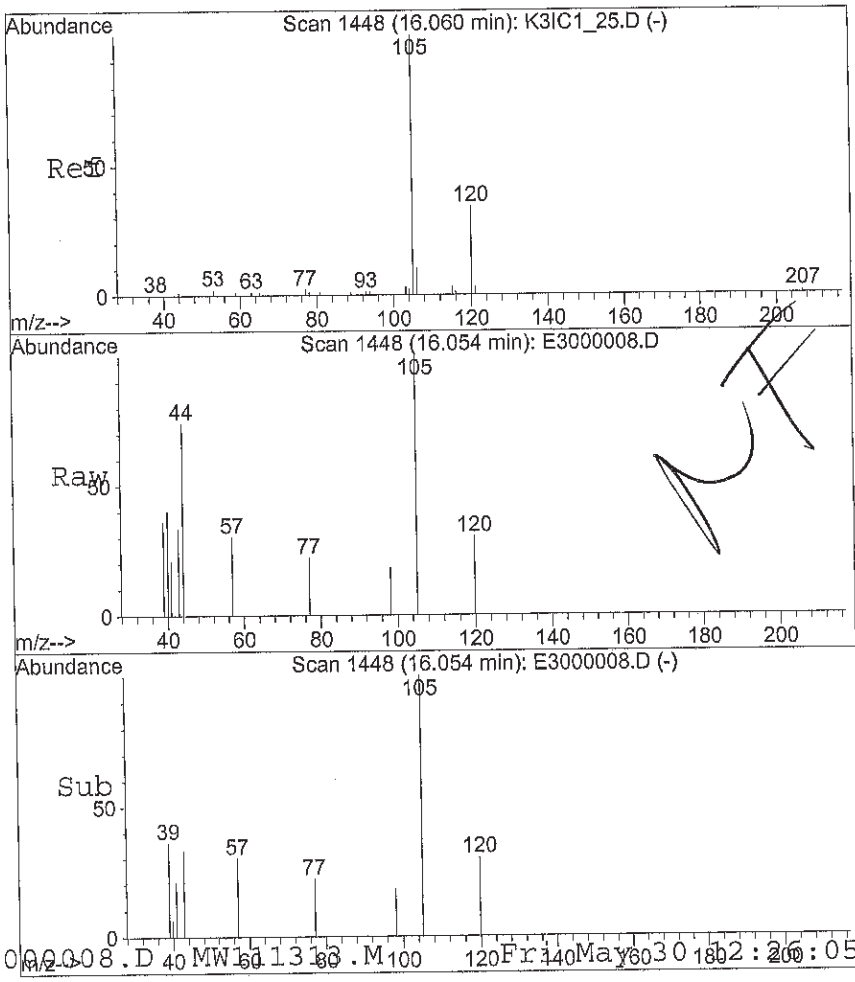

#67
1,2,4-Trimethylbenzene
Concen: 0.32 ug/L
RT: 16.05 min Scan# 1448
Delta R.T. -0.01 min
Lab File: E3000008.D
Acq: 30 May 2014 12:00 pm

Tgt Ion:105 Resp: 5315

Ion	Ratio	Lower	Upper
105	100		
120	28.6	33.8	50.8#

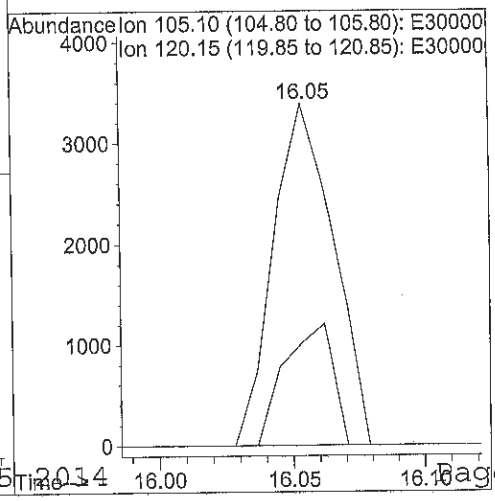

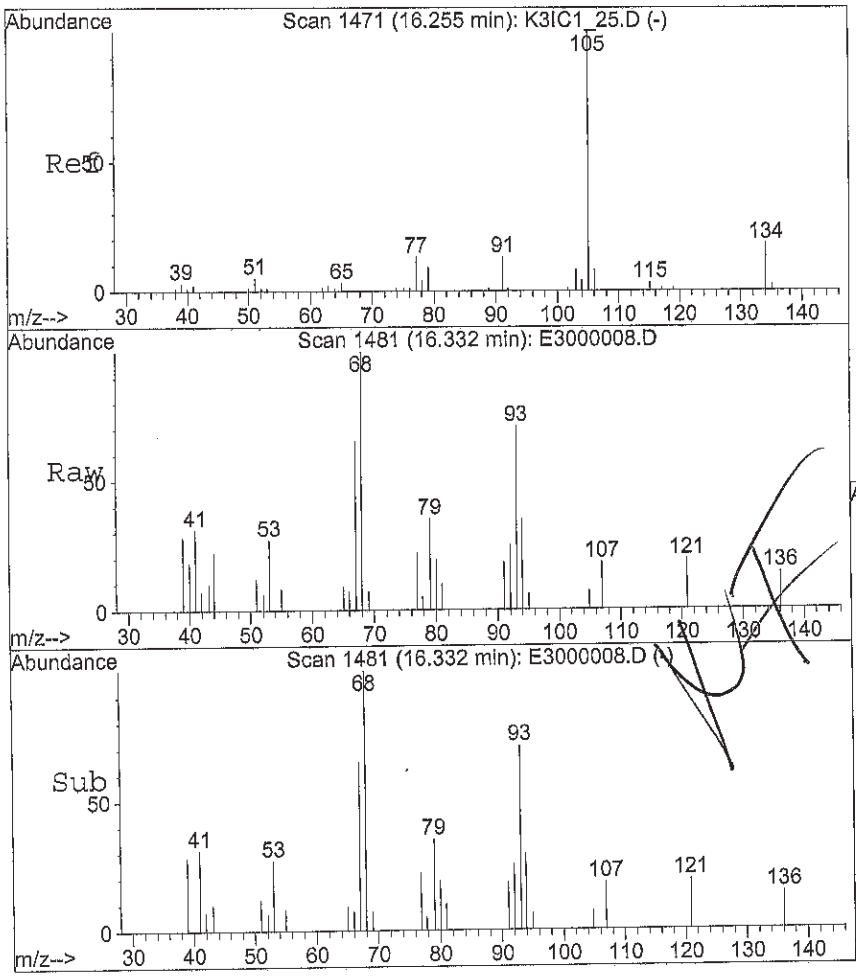

#68
sec-Butylbenzene
Concen: 0.02 ug/L
RT: 16.33 min Scan# 1481
Delta R.T. 0.08 min
Lab File: E3000008.D
Acq: 30 May 2014 12:00 pm

Tgt Ion:105 Resp: 340

Ion	Ratio	Lower	Upper
105	100		
134	0.0	13.0	19.6#

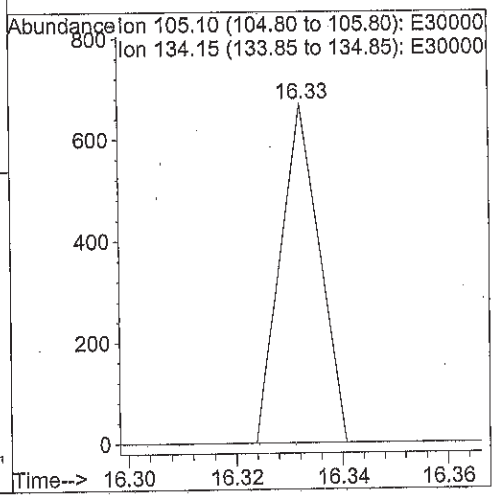

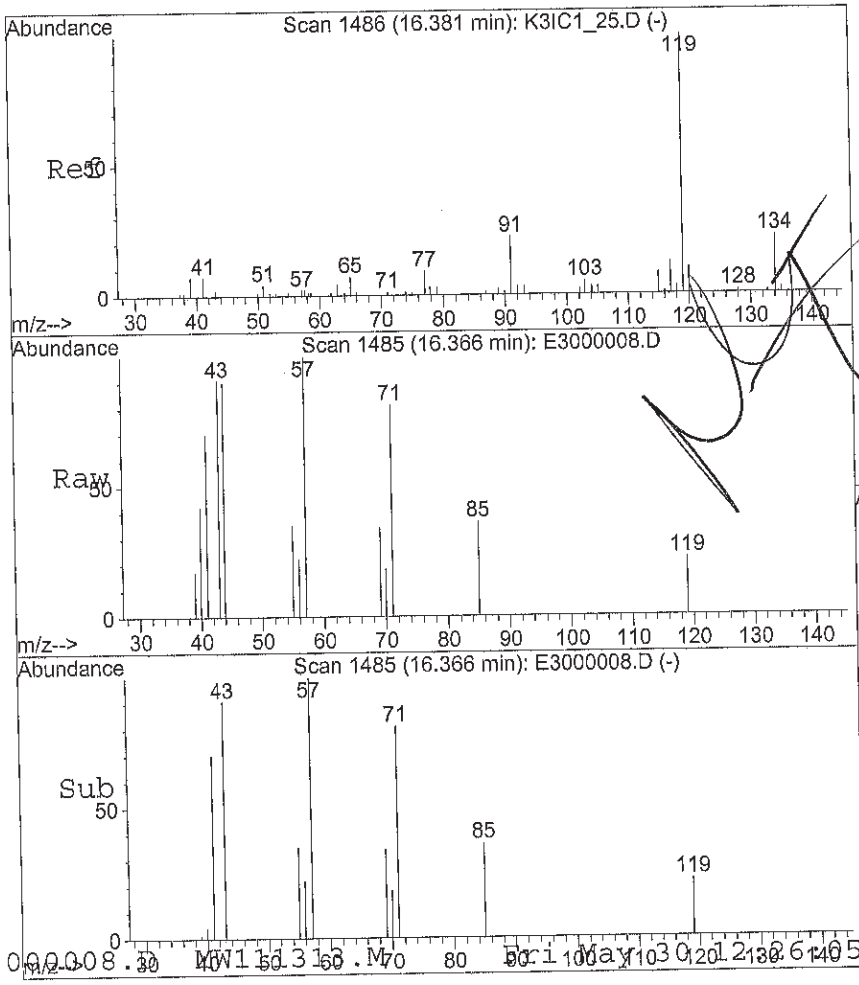

#69
p-Isopropyltoluene
Concen: 0.04 ug/L
RT: 16.37 min Scan# 1485
Delta R.T. -0.02 min
Lab File: E3000008.D
Acq: 30 May 2014 12:00 pm

Tgt Ion:119 Resp: 667

Ion	Ratio	Lower	Upper
119	100		
134	0.0	17.4	26.2#
91	0.0	19.6	29.4#

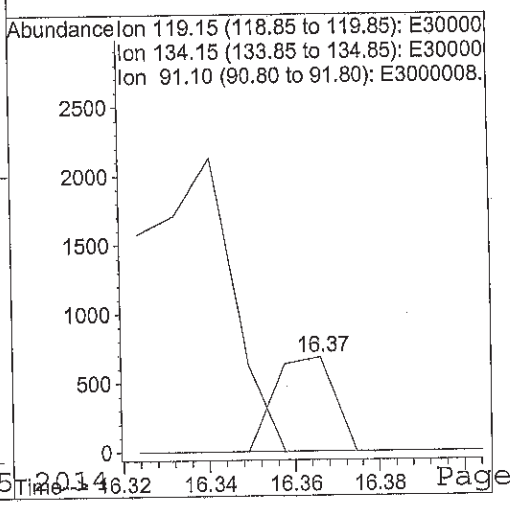

Quantitation Report (Not Reviewed)

Data File : C:\HPCHEM\1\DATA\053014L3\E3000008.D Vial: 7
Acq On : 30 May 2014 12:00 pm Operator: DN
Sample : 3E43001-07 Inst : GC/MS Ins
Misc : 100cc SVL-550-SA5D-SV-11.0-12.0 Multiplr: 10.00
MS Integration Params: rteint.p
Quant Time: May 30 12:24 19114 Quant Results File: SS072713.RES

Quant Method : C:\HPCHEM\1\METHODS\SS072713.M (RTE Integrator)
Title : 8260B GC/MS #3 ICAL SSSF 07/27/13 DN
Last Update : Mon Nov 18 10:31:39 2013
Response via : Initial Calibration
DataAcq Meth : MW111313

Internal Standards	R.T.	QIon	Response	Conc	Units	Dev(Min)
1) Fluorobenzene (IS)	10.28	96	1378002	12.50	ug/L	-0.03
7) Chlorobenzene-d5 (IS)	13.92	117	1165964	12.50	ug/L	-0.01
10) 1,4-Dichlorobenzene-d4 (IS	16.51	152	644664	12.50	ug/L	0.00
System Monitoring Compounds						
2) Dibromofluoromethane (SU1)	9.42	113	400617	11.18	ug/L	-0.01
Spiked Amount 12.500	Range 75 - 125		Recovery = 89.44%			
3) Chloroform-d (SU6)	9.18	84	653095	12.70	ug/L	-0.01
Spiked Amount 12.500	Range 70 - 140		Recovery = 101.60%			
4) Methylene Chloride-d2 (SU5	7.06	86	376491	12.53	ug/L	-0.02
Spiked Amount 12.500	Range 70 - 140		Recovery = 100.24%			
5) 1,2-Dichloroethane-d4 (SU2	9.90	65	388772	15.87	ug/L	0.00
Spiked Amount 12.500	Range 75 - 125		Recovery = 126.96%#			
6) Benzene-d6 (SU7)	9.92	84	1263518	11.68	ug/L	-0.03
Spiked Amount 12.500	Range 70 - 140		Recovery = 93.44%			
8) Toluene-d8 (SU3)	12.20	98	1237843	11.19	ug/L	-0.02
Spiked Amount 12.500	Range 75 - 125		Recovery = 89.52%			
9) 4-Bromofluorobenzene (SU4)	15.22	95	660165	14.46	ug/L	-0.01
Spiked Amount 12.500	Range 75 - 125		Recovery = 115.68%			

Target Compounds Qvalue

(#) = qualifier out of range (m) = manual integration

Quantitation Report

Data File : C:\HPCHEM\1\DATA\053014L3\E3000008.D
Acq On : 30 May 2014 12:00 pm
Sample : 3E43001-07
Misc : 100cc SVL-550-SA5D-SV-11.0-12.0
MS Integration Params: rteint.p
Quant Time: May 30 12:24 19114

Vial: 7
Operator: DN
Inst : GC/MS Ins
Multiplr: 10.00

Quant Results File: SS072713.RES

Method : C:\HPCHEM\1\METHODS\SS072713.M (RTE Integrator)
Title : 8260B GC/MS #3 ICAL SSSF 07/27/13 DN
Last Update : Mon Nov 18 10:31:39 2013
Response via : Initial Calibration



Quantitation Report (Not Reviewed)

Data File : C:\HPCHEM\1\DATA\053014L3\E3000009.D Vial: 8
Acq On : 30 May 2014 12:33 pm Operator: DN
Sample : 3E43001-08 Inst : GC/MS Ins
Misc : 100cc SVL-550-SA5D-SV-17.0-18.0 Multiplr: 10.00
MS Integration Params: rteint.p
Quant Time: May 30 12:57 19114 Quant Results File: MW111313.RES

Quant Method : C:\HPCHEM\1\METHODS\MW111313.M (RTE Integrator)
Title : 8260B GC/MS #3 ICAL 11/13/13 DN
Last Update : Wed Nov 13 19:38:32 2013
Response via : Initial Calibration
DataAcq Meth : MW111313

Internal Standards	R.T.	QIon	Response	Conc	Units	Dev(Min)
1) Fluorobenzene (IS)	10.29	96	1467890	12.50	ug/L	0.00
38) Chlorobenzene-d5 (IS)	13.92	117	1213356	12.50	ug/L	0.00
59) 1,4-Dichlorobenzene-d4 (IS	16.50	152	667526	12.50	ug/L	0.00
System Monitoring Compounds						
2) Dibromofluoromethane (SU1)	9.42	113	422085	11.53	ug/L	0.00
Spiked Amount 12.500	Range 75 - 125		Recovery = 92.24%			
28) 1,2-Dichloroethane-d4 (SU2	9.89	65	407848	11.72	ug/L	0.00
Spiked Amount 12.500	Range 75 - 125		Recovery = 93.76%			
39) Toluene-d8 (SU3)	12.20	98	1314718	11.62	ug/L	0.00
Spiked Amount 12.500	Range 75 - 125		Recovery = 92.96%			
58) 4-Bromofluorobenzene (SU4)	15.22	95	684383	13.79	ug/L	0.00
Spiked Amount 12.500	Range 75 - 125		Recovery = 110.32%			
Target Compounds						Qvalue
3) (F12) Dichlorodifluorometh	4.09	85	277	0.08	~~ug/L~~ #	44
4) Chloromethane	4.45	50	1555	-0.59	ug/L	97
6) Bromomethane	5.05	96	8663	3.59	~~ug/L~~ #	69
7) Chloroethane	5.22	64	1584	1.98	~~ug/L~~ #	32
11) Acetone	6.46	58	4693	3.19	~~ug/L~~ #	65
12) (IPA) Leak Check Compound	6.47	45	231246	1311.01	~~ug/L~~ #	82
13) Carbon disulfide	6.83	76	1947	0.16	~~ug/L~~ #	87
14) Methylene Chloride	7.06	84	6231	1.55	ug/L #	1
15) (TBA) tert-Butanol	6.88	59	1645	6.57	~~ug/L~~ #	77
24) Chloroform	9.21	83	601	0.08	~~ug/L~~ #	18
25) (ETBE) 2-ethoxy 2-methyl p	8.48	59	854	0.08	~~ug/L~~ #	44
29) 1,1-Dichloropropene	9.92	75	268	0.05	~~ug/L~~ #	1
31) Benzene	9.96	78	1871	0.14	~~ug/L~~ #	57
32) 1,2-Dichloroethane	9.93	62	6297	1.29	~~ug/L~~ #	1
40) (MIBK) 4-Methyl-2-Pentanon	12.19	43	6553	2.71	~~ug/L~~ #	100
41) Toluene	12.28	91	9401	0.57	ug/L	87
46) 2-Hexanone	12.94	43	1143	0.43	~~ug/L~~ #	37
51) Ethylbenzene	14.03	91	5698	0.30	ug/L #	79
52) m,p-Xylenes	14.14	106	7684	1.15	ug/L	85
53) o-Xylene	14.63	106	1413	0.21	ug/L #	5
54) Styrene	14.63	104	2068	-0.65	~~ug/L~~ #	61
56) Isopropylbenzene	15.22	105	1435	0.08	~~ug/L~~ #	1

(#) = qualifier out of range (m) = manual integration

Quantitation Report (Not Reviewed)

Data File : C:\HPCHEM\1\DATA\053014L3\E3000009.D Vial: 8
Acq On : 30 May 2014 12:33 pm Operator: DN
Sample : 3E43001-08 Inst : GC/MS Ins
Misc : 100cc SVL-550-SA5D-SV-17.0-18.0 Multiplr: 10.00
MS Integration Params: rteint.p
Quant Time: May 30 12:57 19114 Quant Results File: MW111313.RES

Quant Method : C:\HPCHEM\1\METHODS\MW111313.M (RTE Integrator)
Title : 8260B GC/MS #3 ICAL 11/13/13 DN
Last Update : Wed Nov 13 19:38:32 2013
Response via : Initial Calibration
DataAcq Meth : MW111313

Compound	R.T.	QIon	Response	Conc	Unit		Qvalue
57) 1,2,3-Trichloropropane	15.32	75	279	0.06	ug/L	#	36
62) n-Propylbenzene	15.46	91	770	0.03	ug/L	#	56
63) 2-Chlorotoluene	15.46	91	770	0.05	ug/L	#	45
64) 1,3,5-Trimethylbenzene	15.62	105	1658	0.10	ug/L	#	67
66) tert-Butylbenzene	16.05	119	370	0.03	ug/L	#	24
67) 1,2,4-Trimethylbenzene	16.06	105	4271	0.25	ug/L	#	82
68) sec-Butylbenzene	16.33	105	475	0.02	ug/L	#	62
69) p-Isopropyltoluene	16.38	119	1417	0.08	ug/L	#	52

(#) = qualifier out of range (m) = manual integration

Quantitation Report

Data File : C:\HPCHEM\1\DATA\053014L3\E3000009.D Vial: 8
Acq On : 30 May 2014 12:33 pm Operator: DN
Sample : 3E43001-08 Inst : GC/MS Ins
Misc : 100cc SVL-550-SA5D-SV-17.0-18.0 Multiplr: 10.00
MS Integration Params: rteint.p
Quant Time: May 30 12:57 19114 Quant Results File: MW111313.RES

Method : C:\HPCHEM\1\METHODS\MW111313.M (RTE Integrator)
Title : 8260B GC/MS #3 ICAL 11/13/13 DN
Last Update : Wed Nov 13 19:38:32 2013
Response via : Initial Calibration



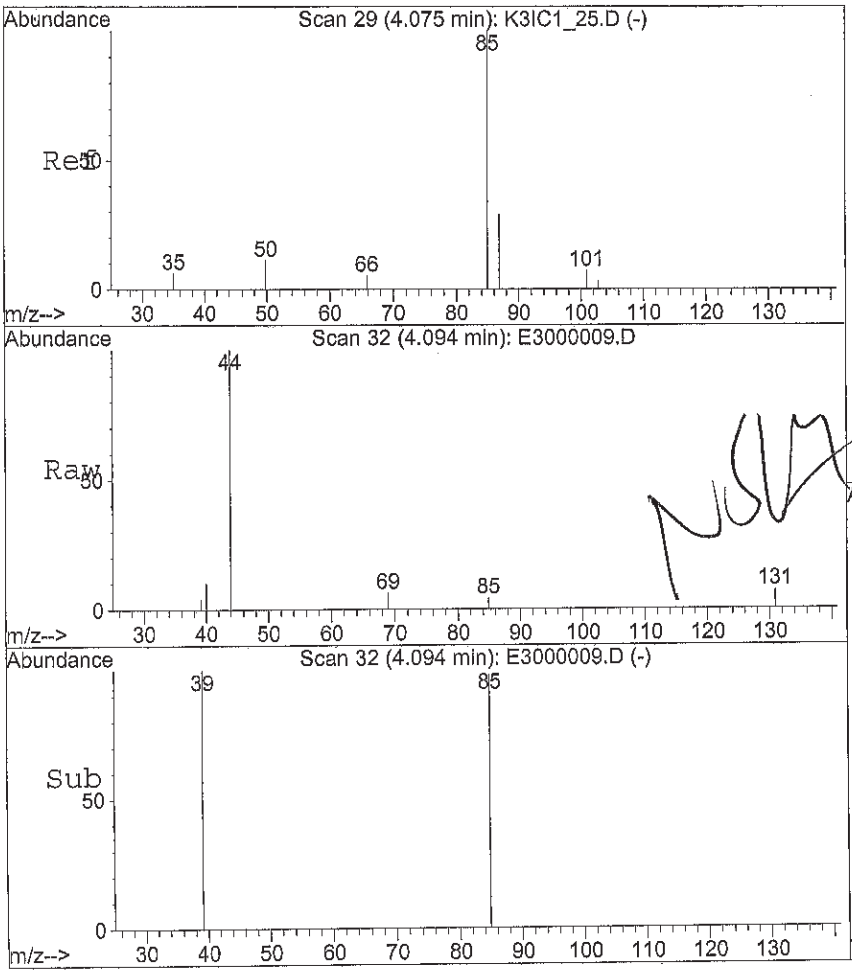

#3
(F12) Dichlorodifluoromethane
Concen: 0.08 ug/L
RT: 4.09 min Scan# 32
Delta R.T. 0.02 min
Lab File: E3000009.D
Acq: 30 May 2014 12:33 pm

Tgt Ion: 85 Resp: 277

Ion	Ratio	Lower	Upper
85	100		
87	0.0	24.6	37.0#

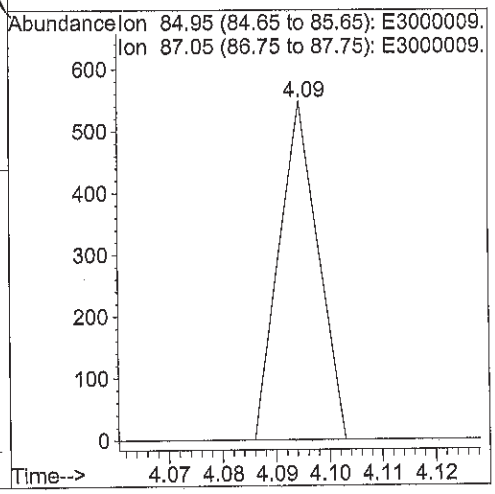

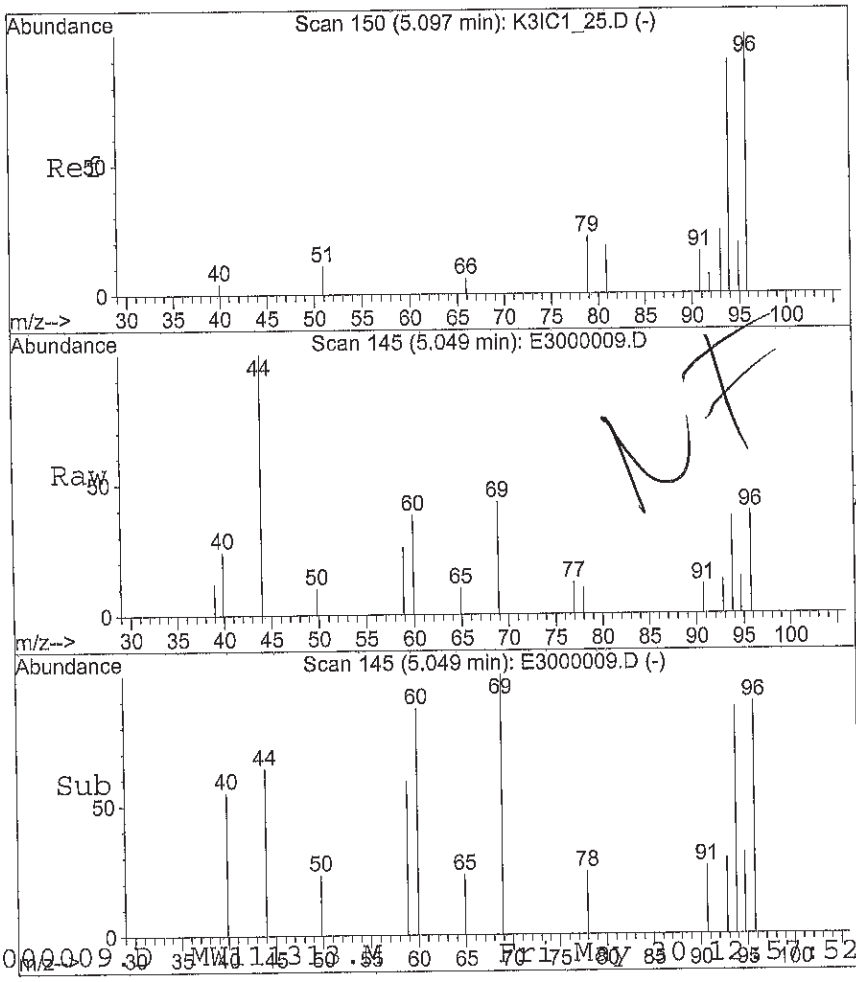

#6
Bromomethane
Concen: 3.59 ug/L
RT: 5.05 min Scan# 145
Delta R.T. -0.05 min
Lab File: E3000009.D
Acq: 30 May 2014 12:33 pm

Tgt Ion: 96 Resp: 8663

Ion	Ratio	Lower	Upper
96	100		
94	90.4	101.0	151.4#

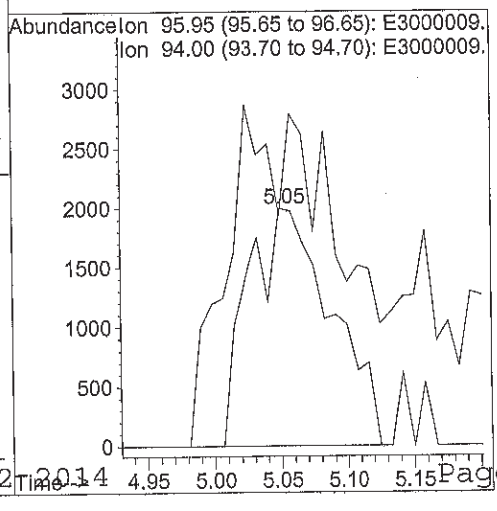

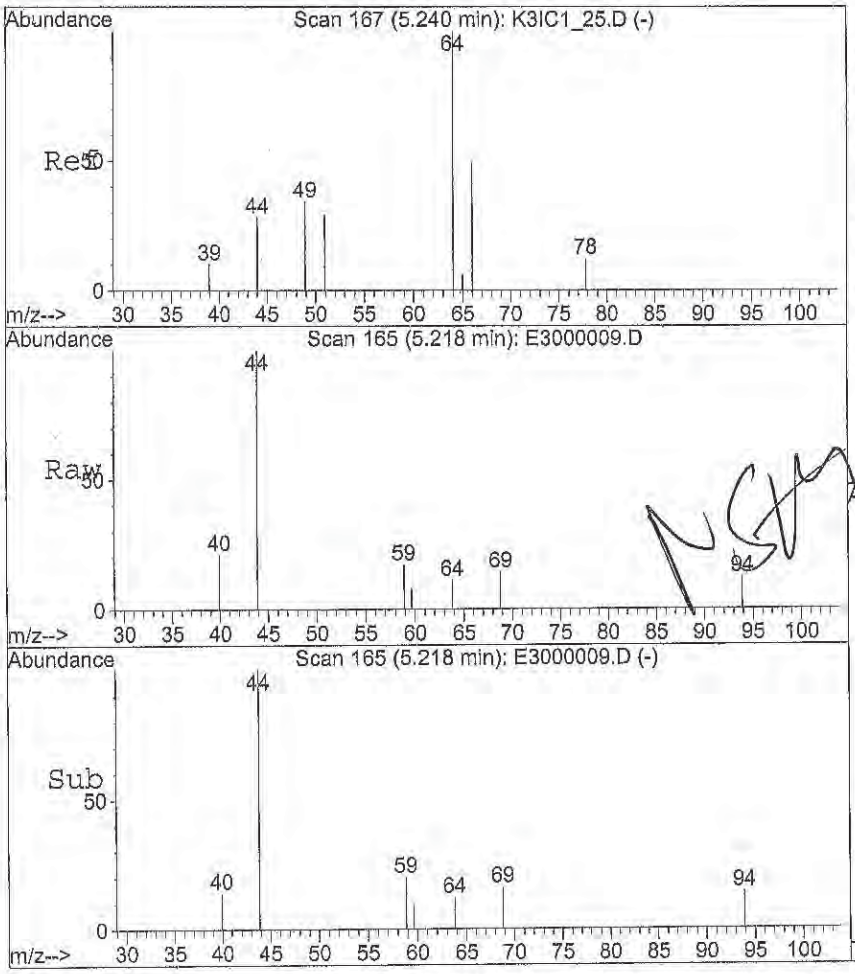

#7
Chloroethane
Concen: 1.98 ug/L
RT: 5.22 min Scan# 165
Delta R.T. -0.02 min
Lab File: E3000009.D
Acq: 30 May 2014 12:33 pm

Tgt Ion: 64 Resp: 1584

Ion	Ratio	Lower	Upper
64	100		
66	0.0	35.4	53.0#

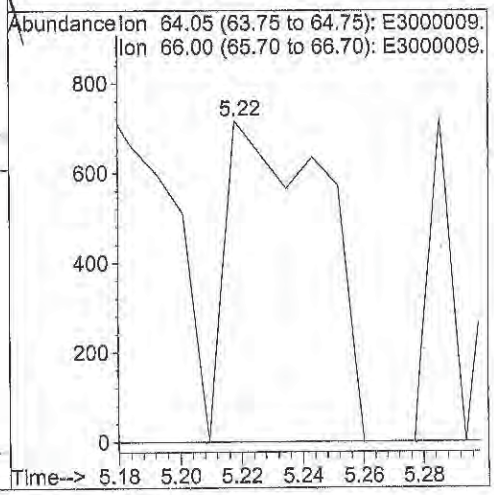

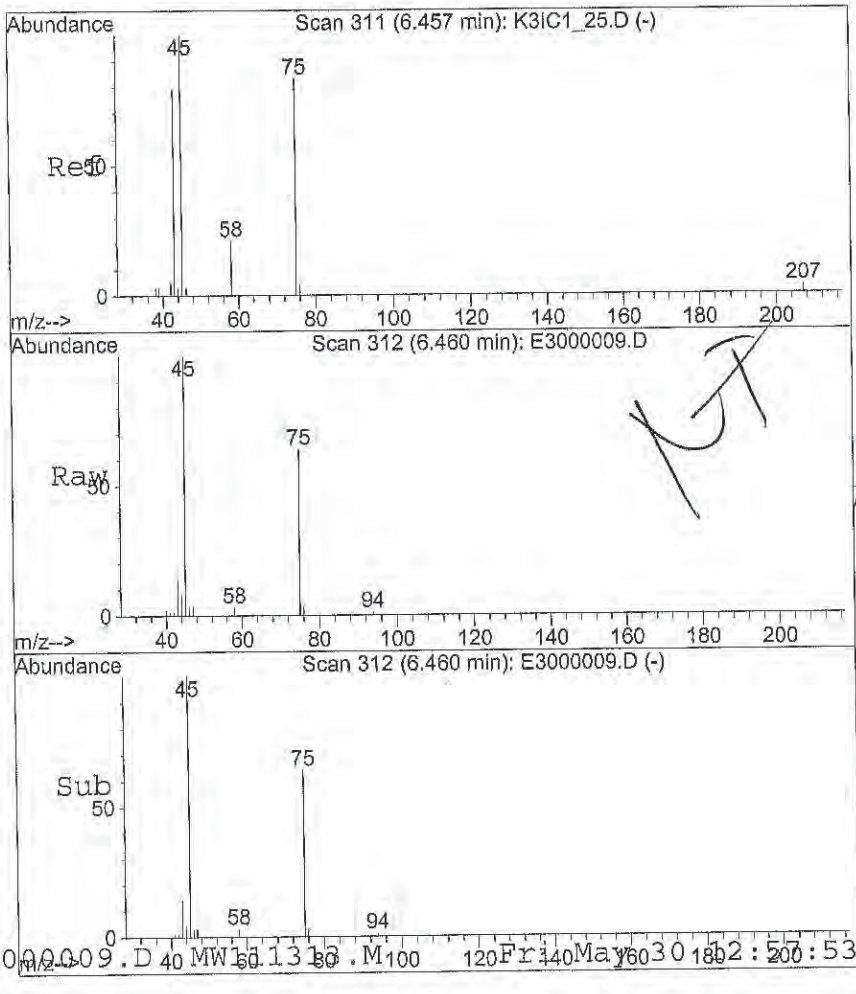

#11
Acetone
Concen: 3.19 ug/L
RT: 6.46 min Scan# 312
Delta R.T. 0.00 min
Lab File: E3000009.D
Acq: 30 May 2014 12:33 pm

Tgt Ion: 58 Resp: 4693

Ion	Ratio	Lower	Upper
58	100		
43	541.5	360.9	541.3#

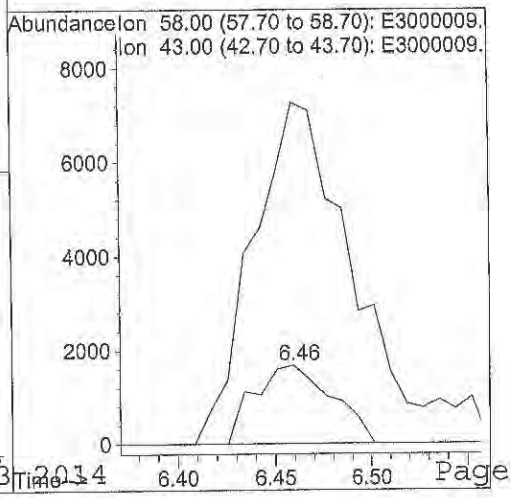

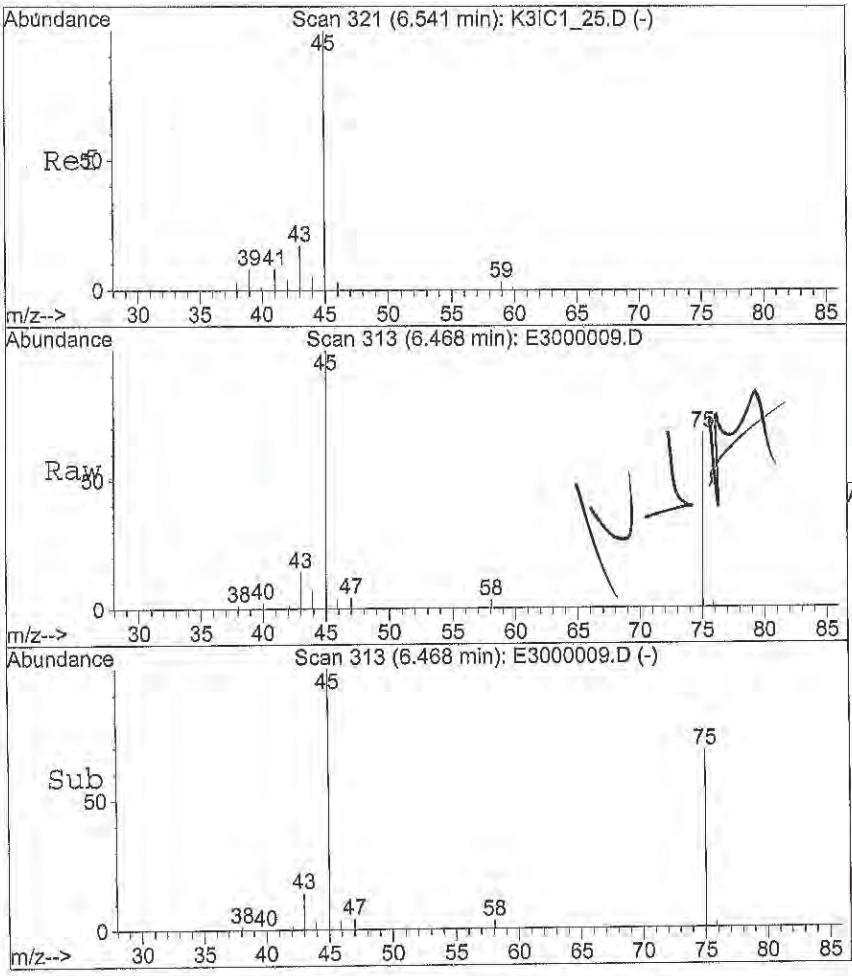

#12
(IPA) Leak Check Compound
Concen: 1311.01 ug/L
RT: 6.47 min Scan# 313
Delta R.T. -0.07 min
Lab File: E3000009.D
Acq: 30 May 2014 12:33 pm

Tgt Ion: 45 Resp: 231246

Ion	Ratio	Lower	Upper
45	100		
39	0.1	4.9	7.3#

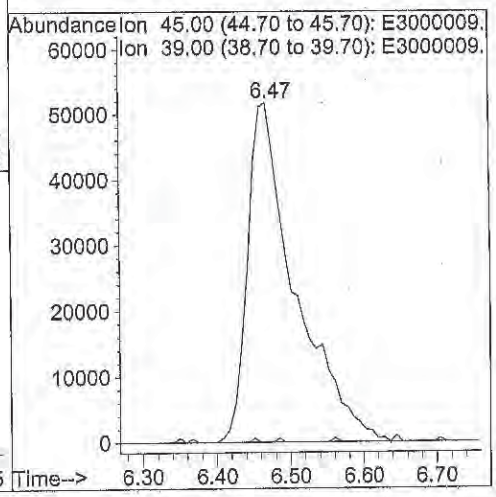

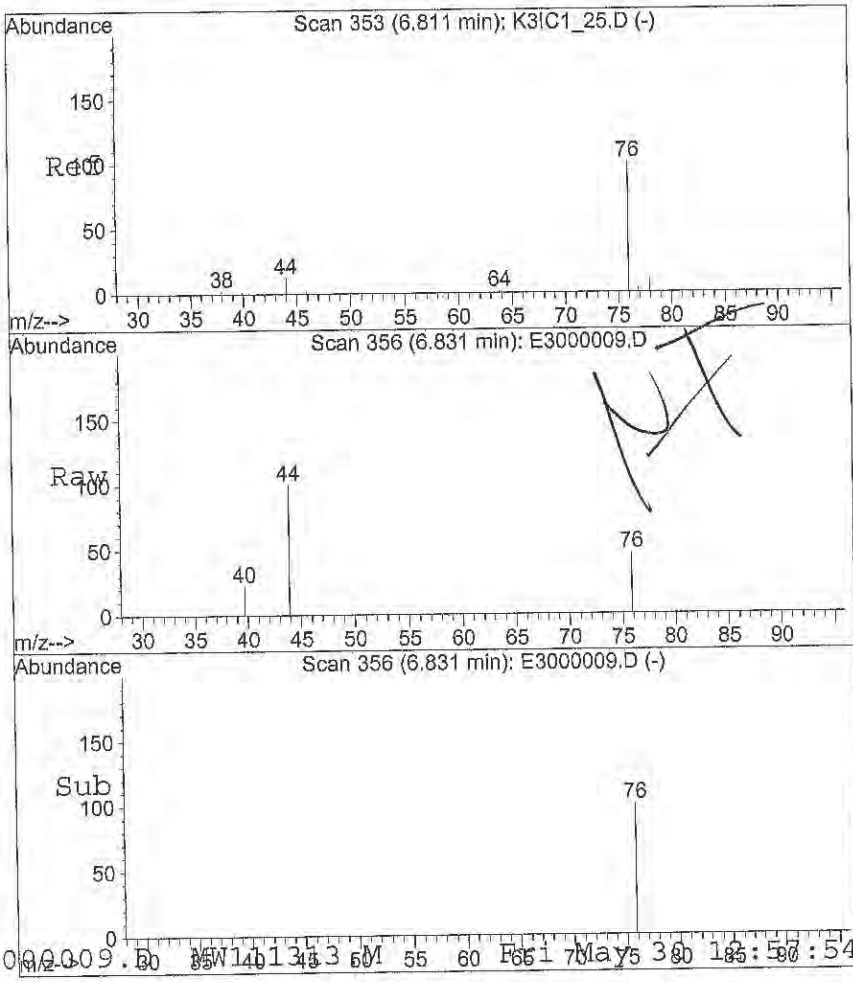

#13
Carbon disulfide
Concen: 0.16 ug/L
RT: 6.83 min Scan# 356
Delta R.T. 0.02 min
Lab File: E3000009.D
Acq: 30 May 2014 12:33 pm

Tgt Ion: 76 Resp: 1947

Ion	Ratio	Lower	Upper
76	100		
78	13.3	7.0	10.4#

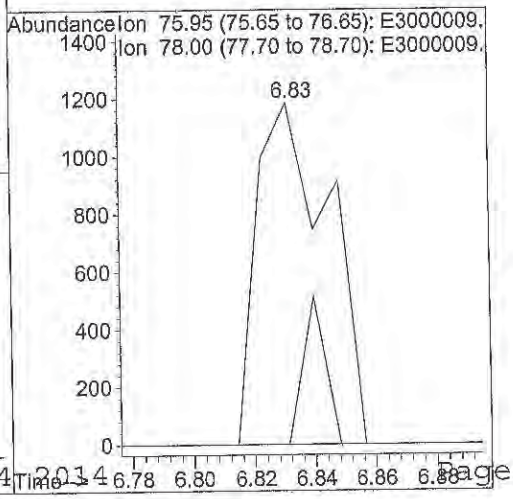

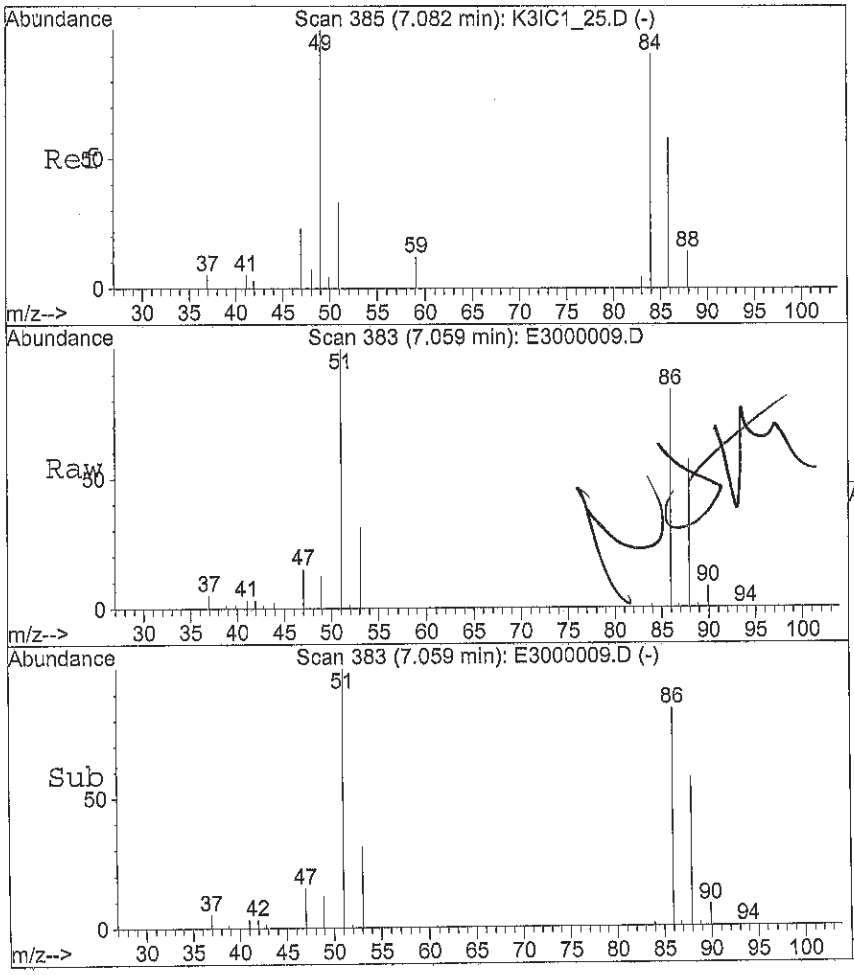

#14
Methylene Chloride
Concen: 1.55 ug/L
RT: 7.06 min Scan# 383
Delta R.T. -0.02 min
Lab File: E3000009.D
Acq: 30 May 2014 12:33 pm

Tgt Ion: 84 Resp: 6231

Ion	Ratio	Lower	Upper
84	100		
49	839.2	89.8	134.6#
86	5910.7	51.1	76.7#
51	7022.5	28.5	42.7#

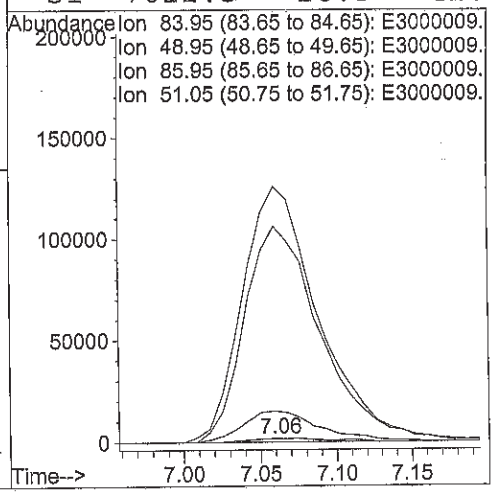

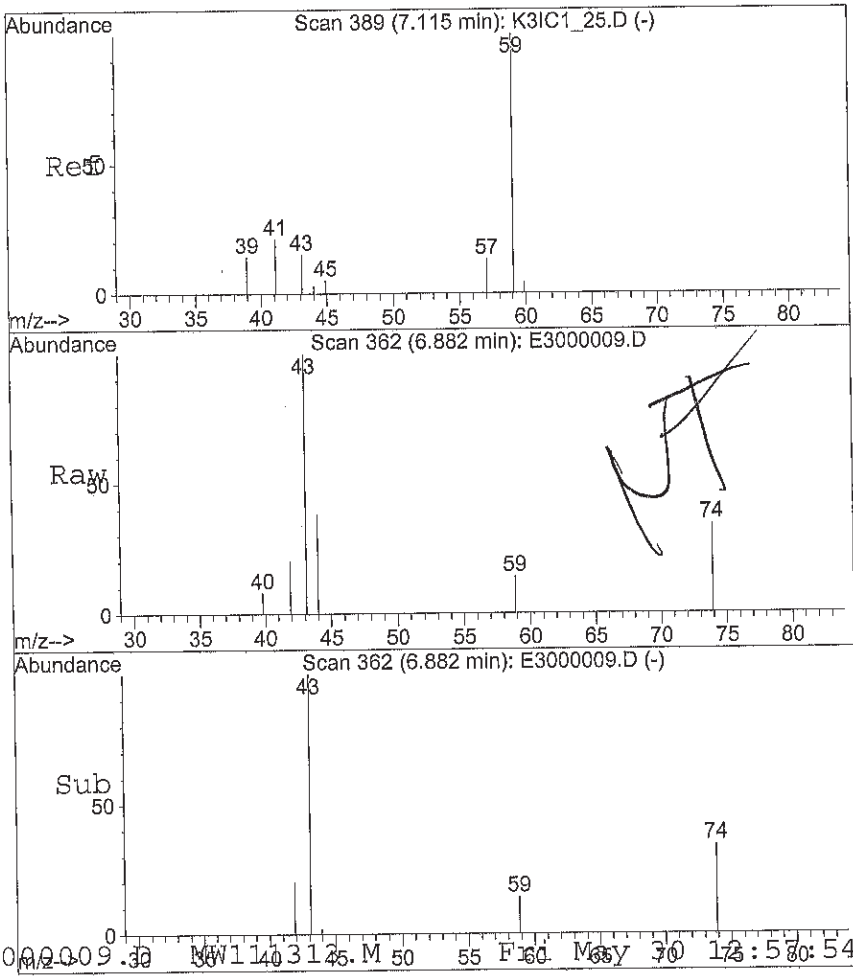

#15
(TBA) tert-Butanol
Concen: 6.57 ug/L
RT: 6.88 min Scan# 362
Delta R.T. -0.23 min
Lab File: E3000009.D
Acq: 30 May 2014 12:33 pm

Tgt Ion: 59 Resp: 1645

Ion	Ratio	Lower	Upper
59	100		
57	0.0	6.4	9.6#

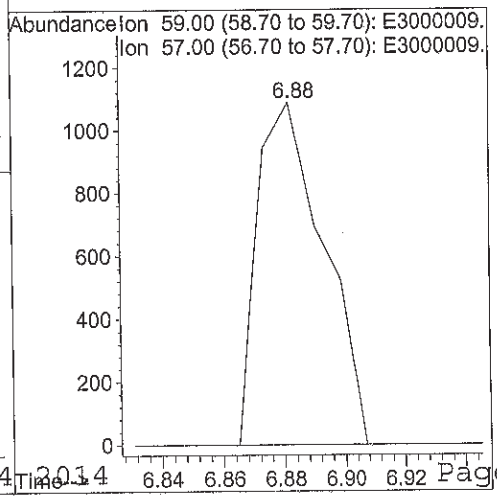

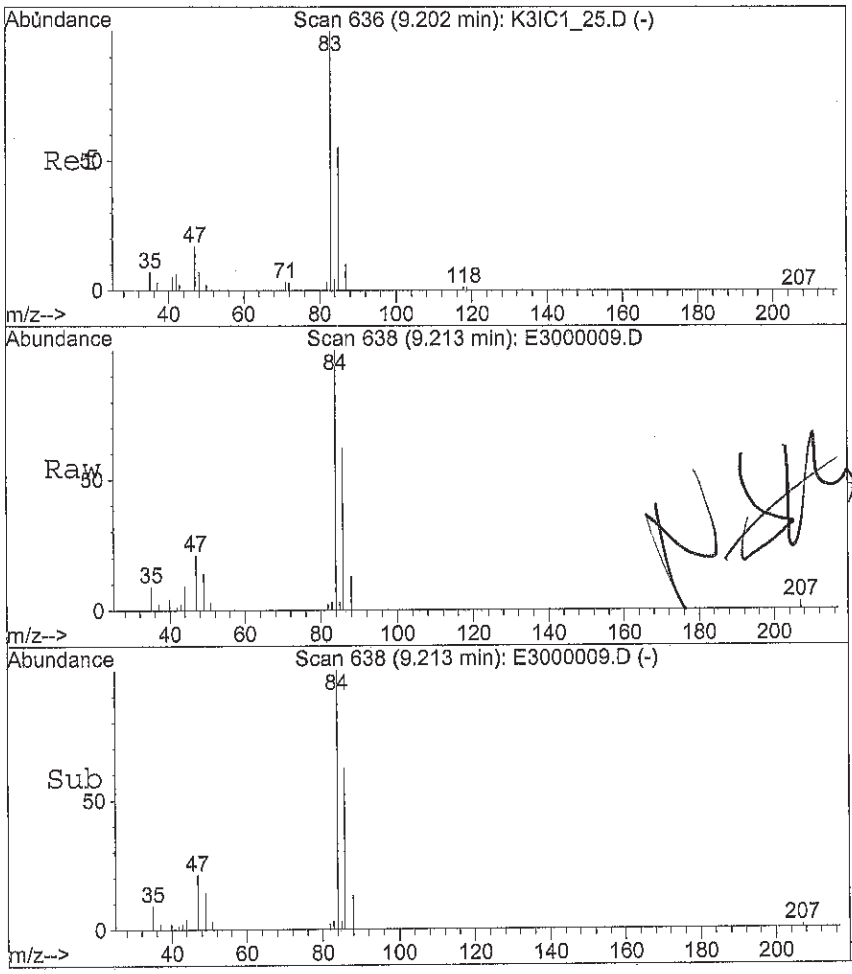

#24
Chloroform
Concen: 0.08 ug/L
RT: 9.21 min Scan# 638
Delta R.T. 0.01 min
Lab File: E3000009.D
Acq: 30 May 2014 12:33 pm

Tgt Ion: 83 Resp: 601

Ion	Ratio	Lower	Upper
83	100		
85	0.0	51.8	77.6#

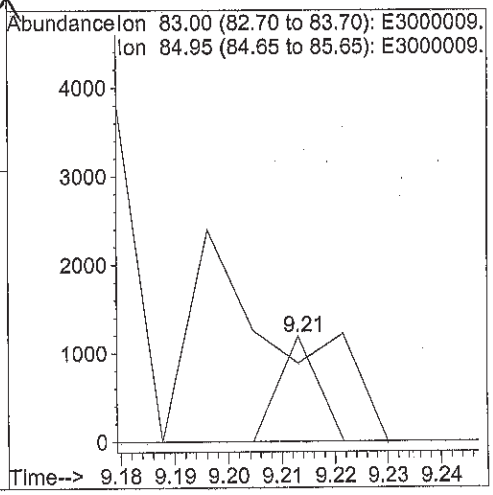

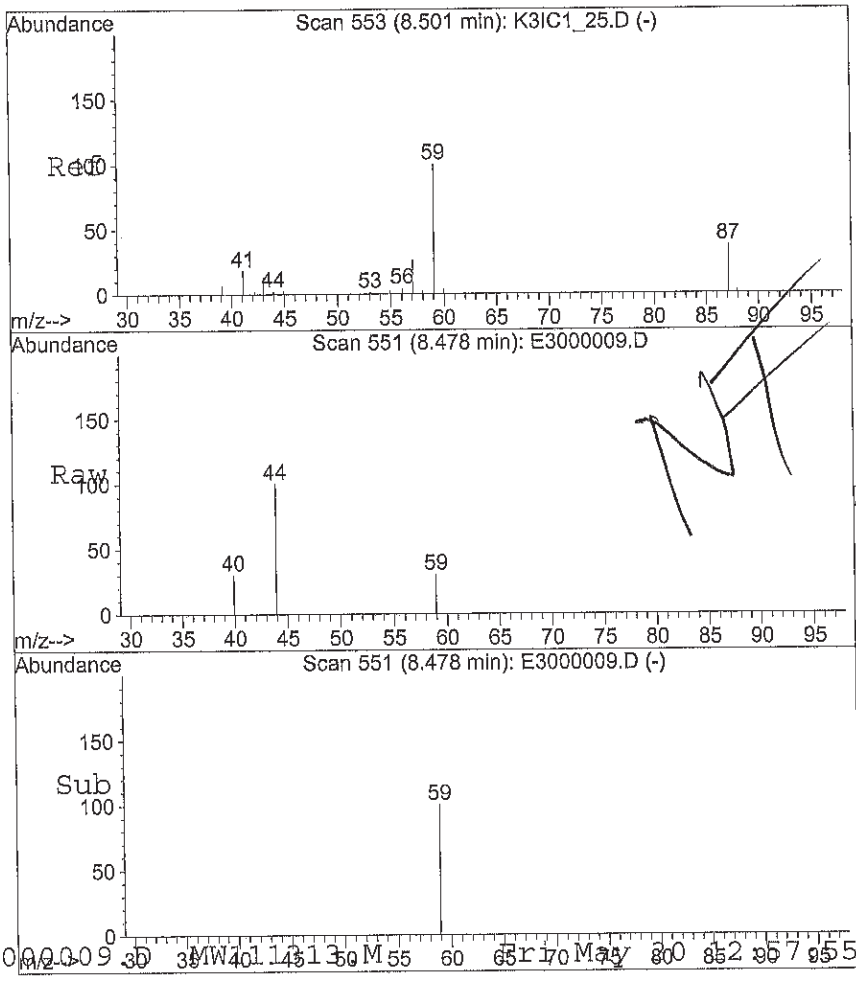

#25
(ETBE) 2-ethoxy 2-methyl propan
Concen: 0.08 ug/L
RT: 8.48 min Scan# 551
Delta R.T. -0.02 min
Lab File: E3000009.D
Acq: 30 May 2014 12:33 pm

Tgt Ion: 59 Resp: 854

Ion	Ratio	Lower	Upper
59	100		
87	0.0	27.8	41.8#
57	0.0	19.8	29.6#
77	0.0	0.0	0.0

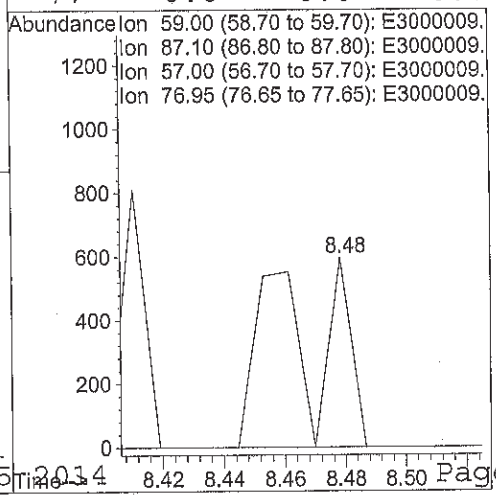

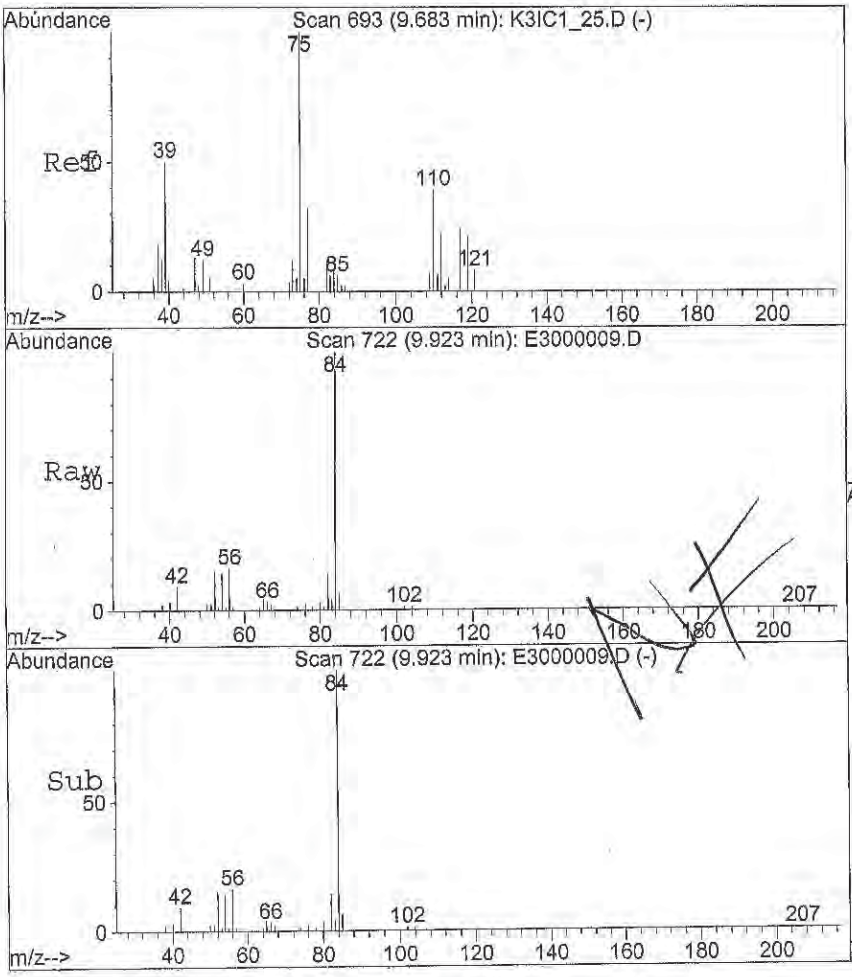

#29
1,1-Dichloropropene
Concen: 0.05 ug/L
RT: 9.92 min Scan# 722
Delta R.T. 0.24 min
Lab File: E3000009.D
Acq: 30 May 2014 12:33 pm

Tgt Ion: 75 Resp: 268

Ion	Ratio	Lower	Upper
75	100		
110	0.0	29.0	43.6#
77	892.2	25.0	37.4#

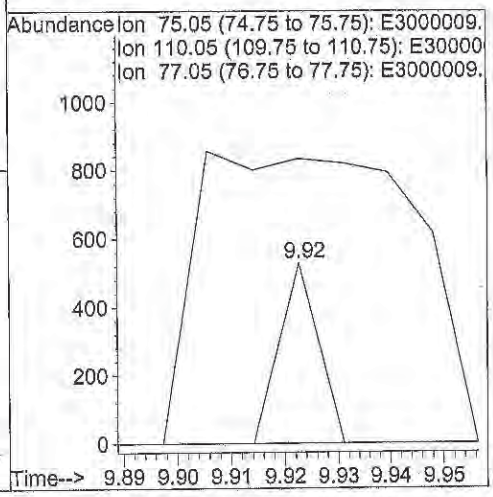

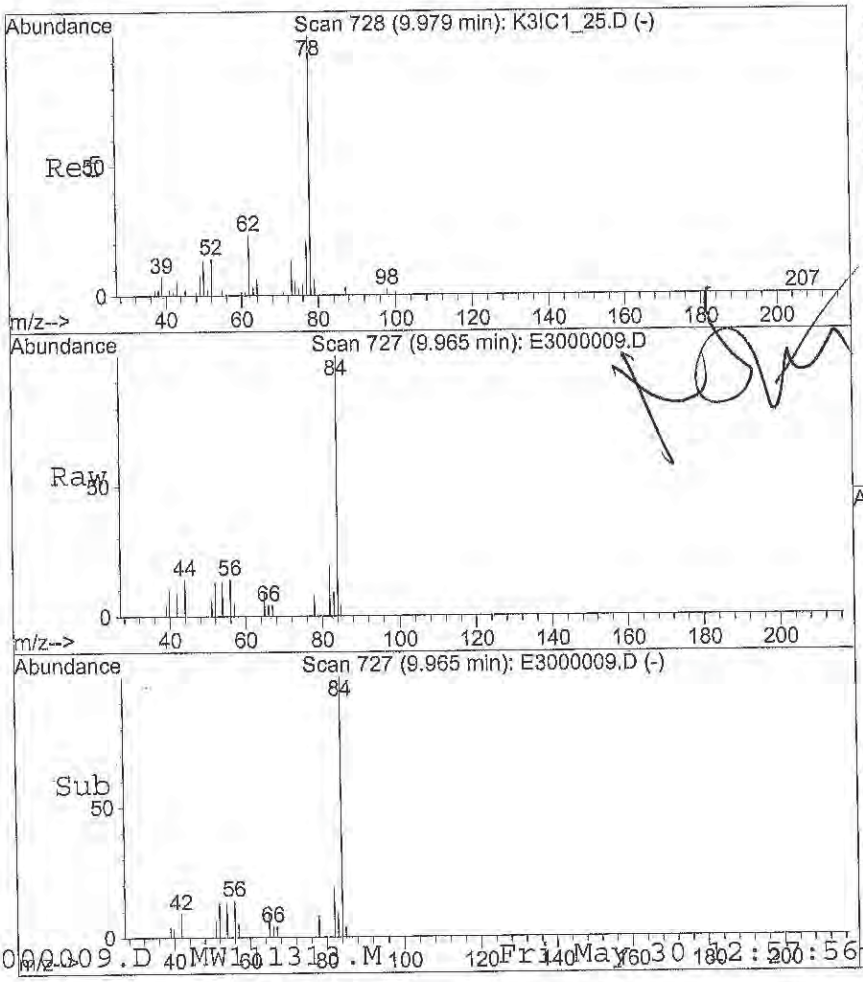

#31
Benzene
Concen: 0.14 ug/L
RT: 9.96 min Scan# 727
Delta R.T. -0.01 min
Lab File: E3000009.D
Acq: 30 May 2014 12:33 pm

Tgt Ion: 78 Resp: 1871

Ion	Ratio	Lower	Upper
78	100		
51	0.0	14.2	21.2#
77	0.0	16.6	24.8#

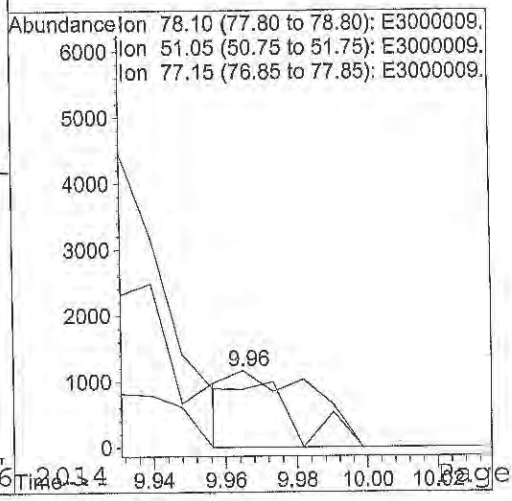

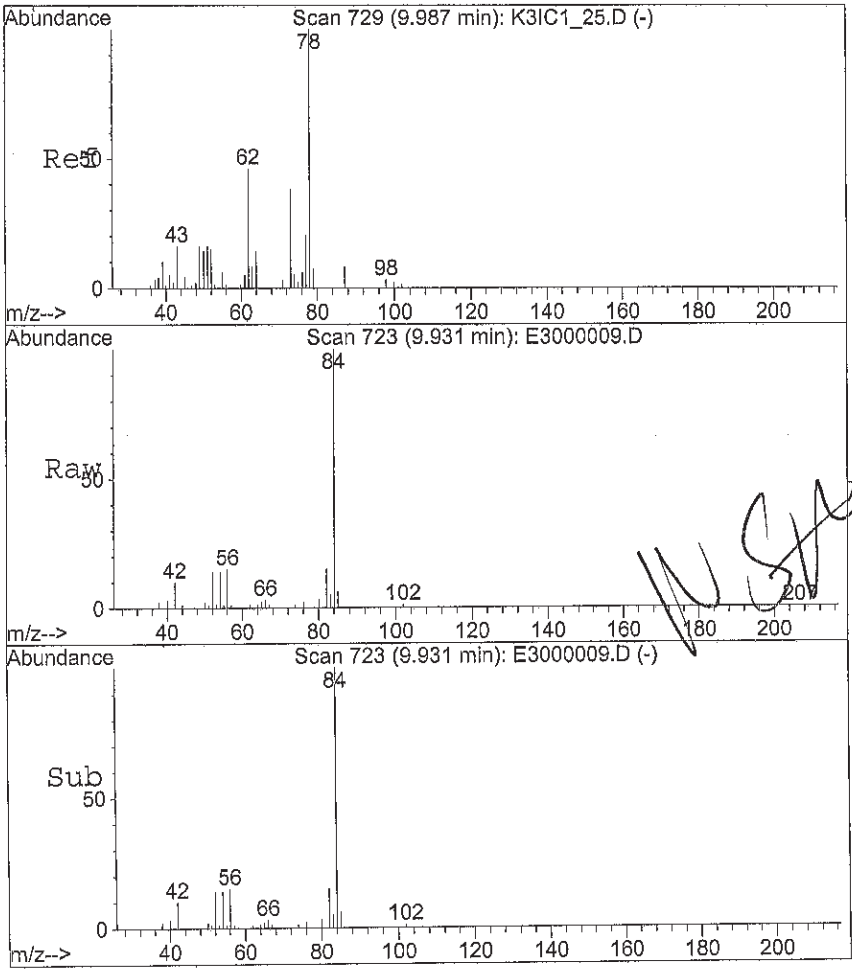

#32
1,2-Dichloroethane
Concen: 1.29 ug/L
RT: 9.93 min Scan# 723
Delta R.T. -0.06 min
Lab File: E3000009.D
Acq: 30 May 2014 12:33 pm

Tgt Ion: 62 Resp: 6297

Ion	Ratio	Lower	Upper
62	100		
64	174.5	28.0	42.0#
49	0.0	28.5	42.7#
98	0.0	6.2	9.4#

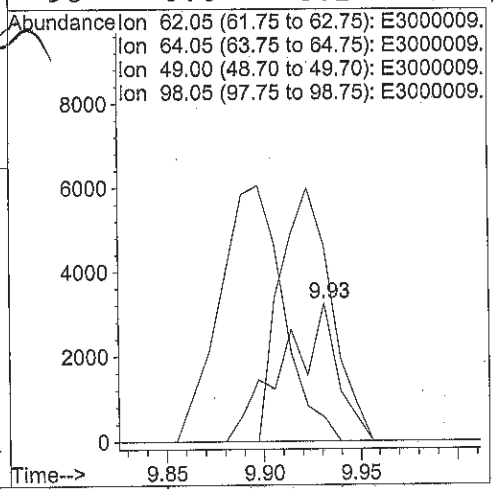

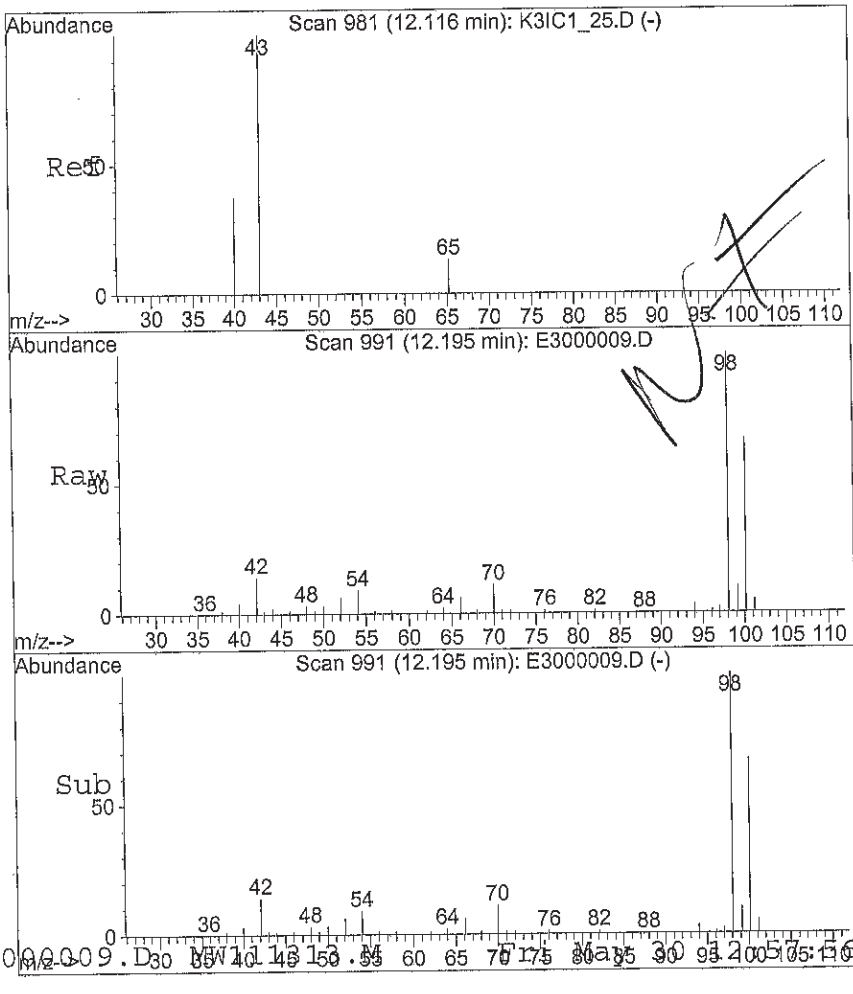

#40
(MIBK) 4-Methyl-2-Pentanone
Concen: 2.71 ug/L
RT: 12.19 min Scan# 991
Delta R.T. 0.08 min
Lab File: E3000009.D
Acq: 30 May 2014 12:33 pm

Tgt Ion: 43 Resp: 6553

Ion	Ratio	Lower	Upper
43	100		
58	139.4	0.0	0.0#
85	0.0	0.0	0.0
100	13427.3	0.0	0.0#

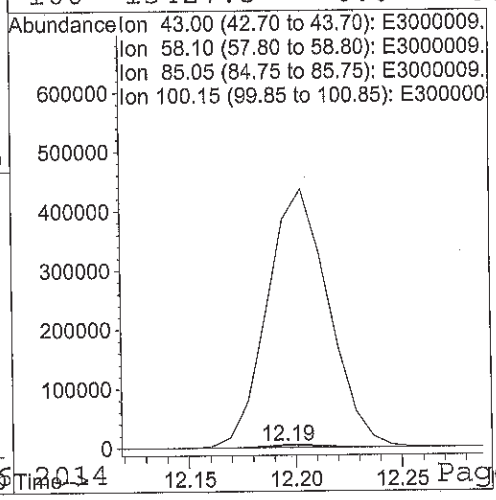

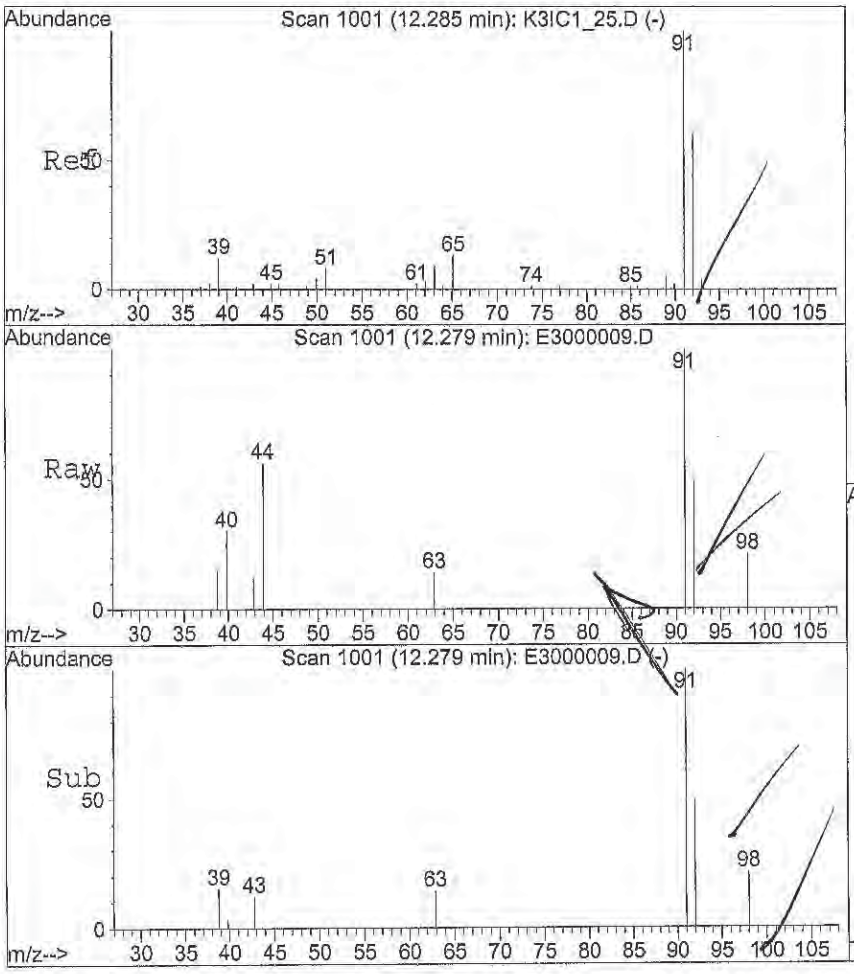

#41
Toluene
Concen: 0.57 ug/L
RT: 12.28 min Scan# 1001
Delta R.T. -0.01 min
Lab File: E3000009.D
Acq: 30 May 2014 12:33 pm

Tgt Ion: 91 Resp: 9401

Ion	Ratio	Lower	Upper
91	100		
92	49.4	47.4	71.0

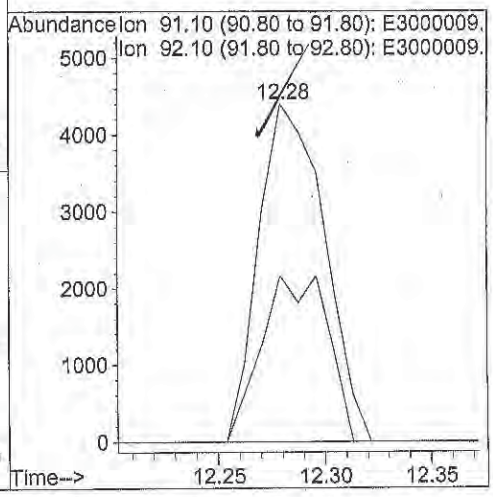

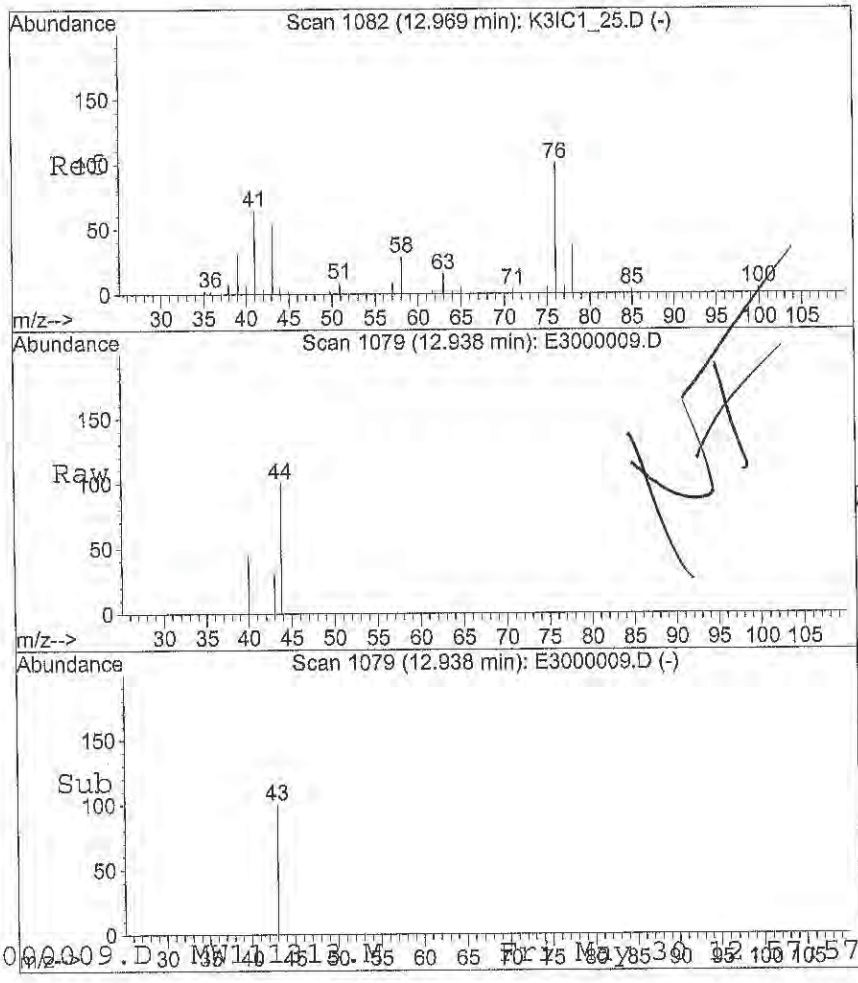

#46
2-Hexanone
Concen: 0.43 ug/L
RT: 12.94 min Scan# 1079
Delta R.T. -0.03 min
Lab File: E3000009.D
Acq: 30 May 2014 12:33 pm

Tgt Ion: 43 Resp: 1143

Ion	Ratio	Lower	Upper
43	100		
58	0.0	40.9	61.3#
100	0.0	5.5	8.3#
85	0.0	4.3	6.5#

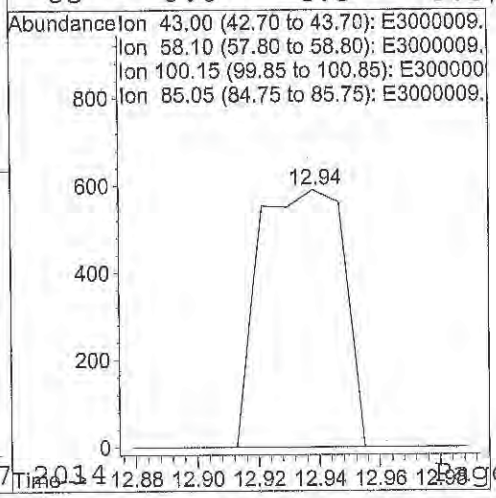

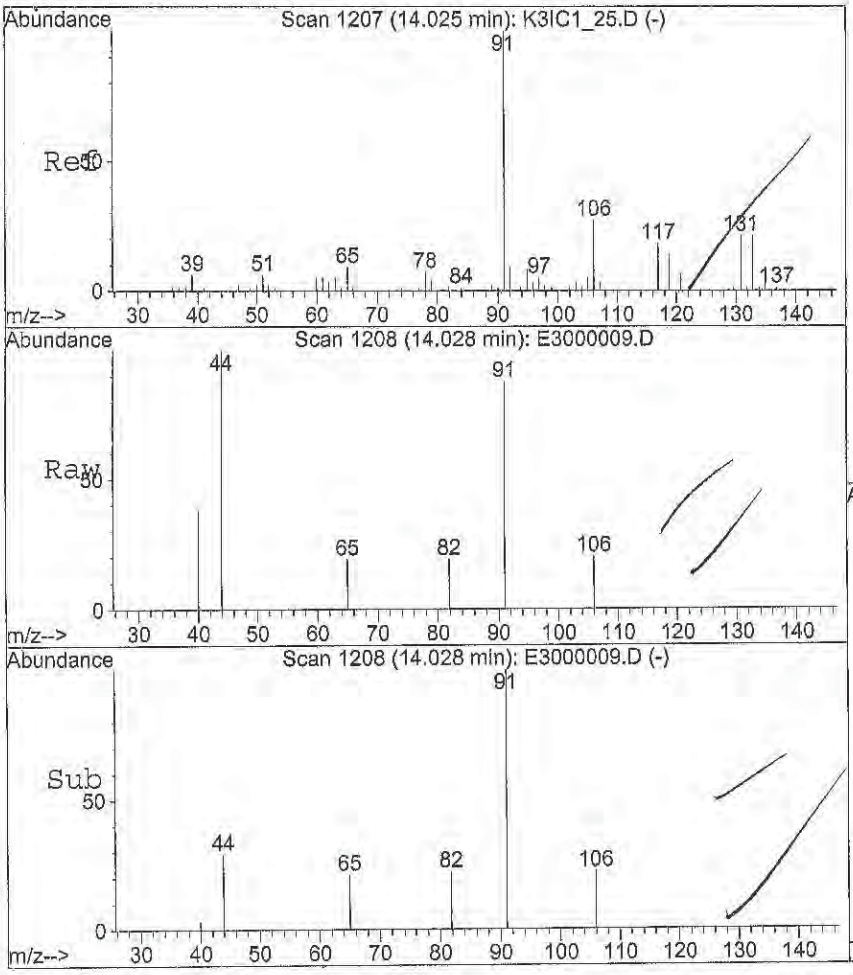

#51
Ethylbenzene
Concen: 0.30 ug/L
RT: 14.03 min Scan# 1208
Delta R.T. 0.00 min
Lab File: E3000009.D
Acq: 30 May 2014 12:33 pm

Tgt Ion: 91 Resp: 5698

Ion	Ratio	Lower	Upper
91	100		
106	18.0	23.5	35.3#

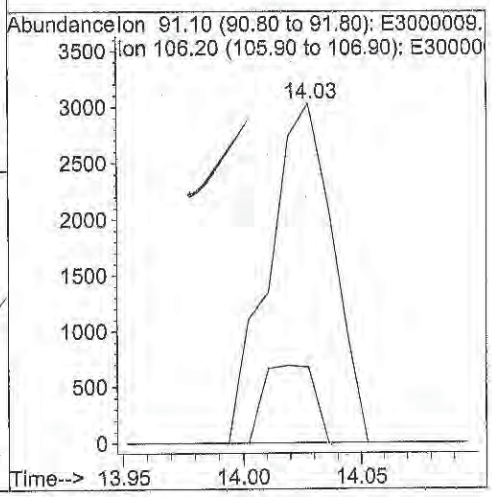

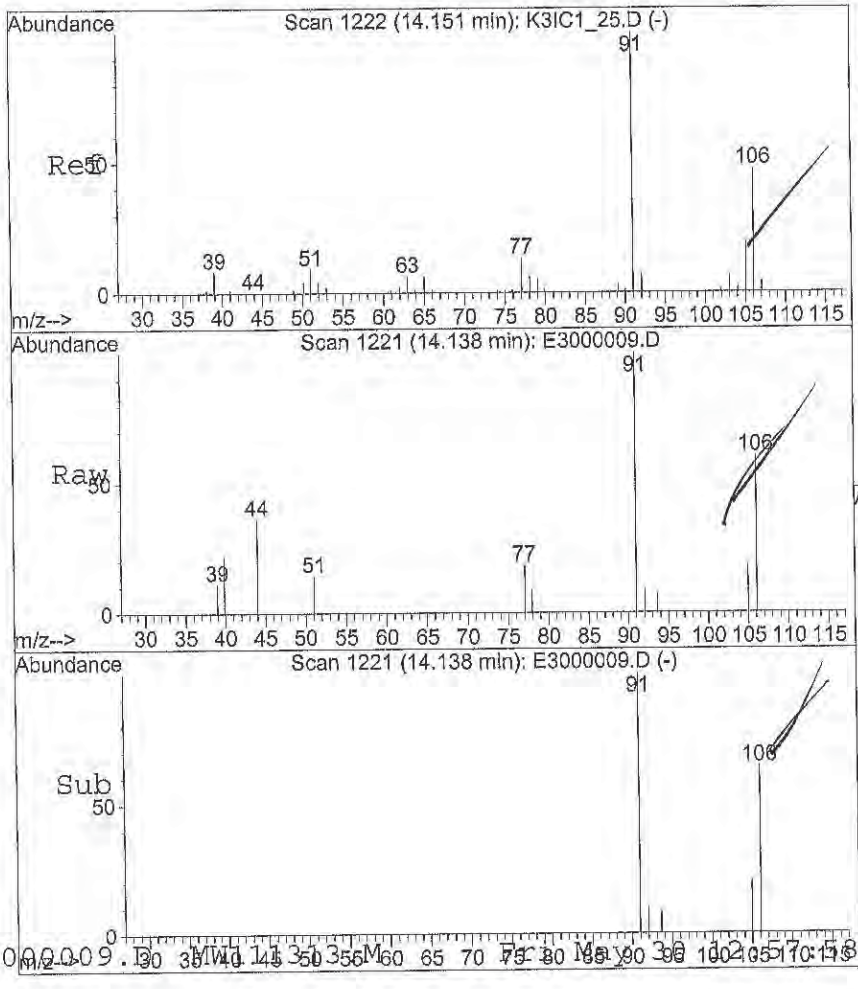

#52
m,p-Xylenes
Concen: 1.15 ug/L
RT: 14.14 min Scan# 1221
Delta R.T. -0.01 min
Lab File: E3000009.D
Acq: 30 May 2014 12:33 pm

Tgt Ion:106 Resp: 7684

Ion	Ratio	Lower	Upper
106	100		
91	197.1	177.1	265.7

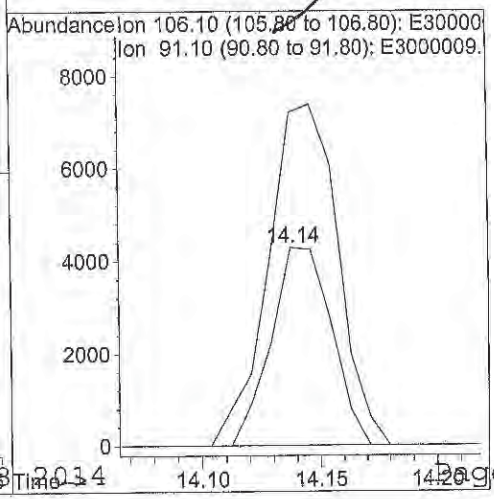

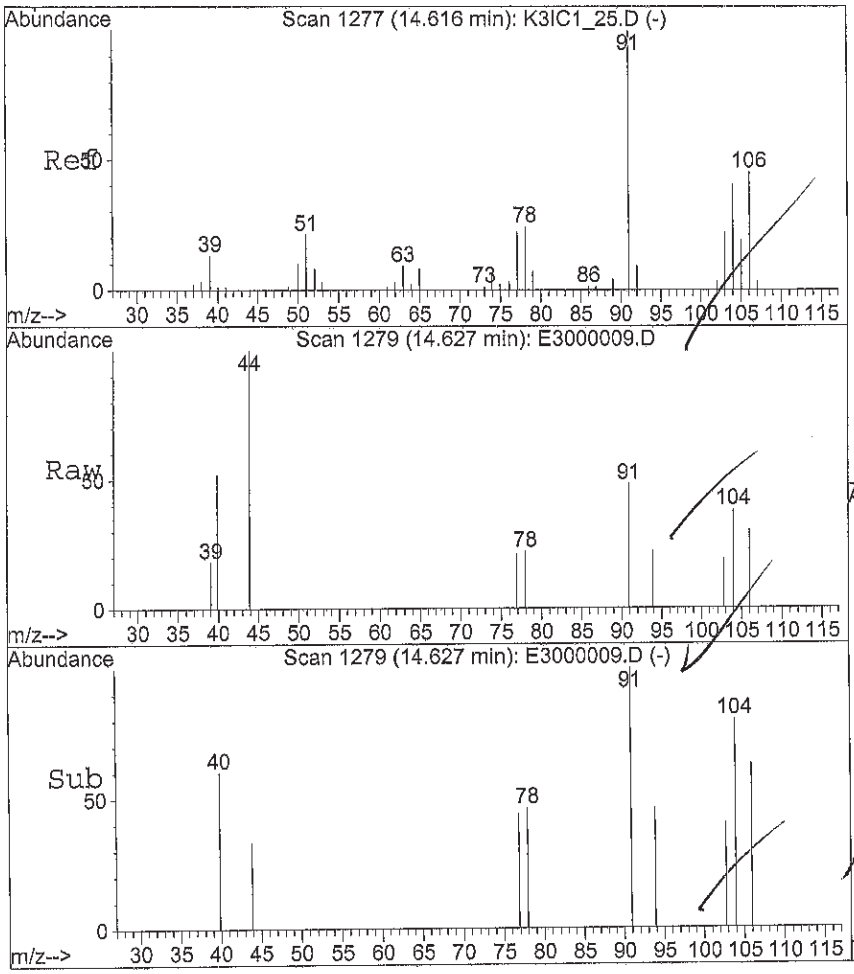

#53
o-Xylene
Concen: 0.21 ug/L
RT: 14.63 min Scan# 1279
Delta R.T. 0.01 min
Lab File: E3000009.D
Acq: 30 May 2014 12:33 pm

Tgt Ion:106 Resp: 1413

Ion	Ratio	Lower	Upper
106	100		
91	378.2	179.0	268.6#

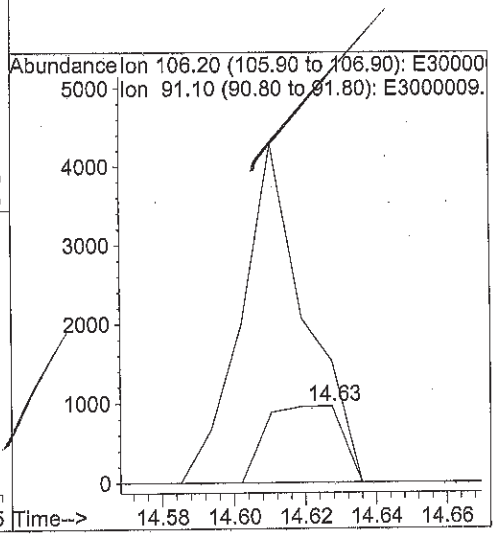

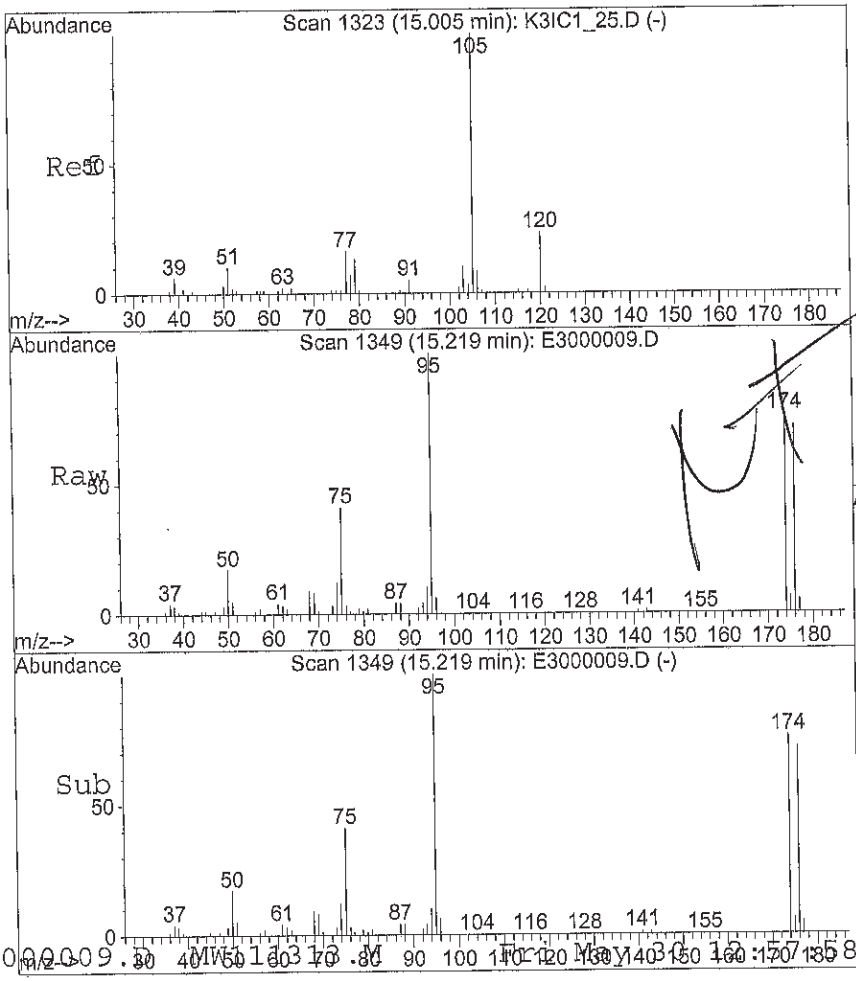

#56
Isopropylbenzene
Concen: 0.08 ug/L
RT: 15.22 min Scan# 1349
Delta R.T. 0.21 min
Lab File: E3000009.D
Acq: 30 May 2014 12:33 pm

Tgt Ion:105 Resp: 1435

Ion	Ratio	Lower	Upper
105	100		
120	0.0	19.3	28.9#
77	294.4	13.1	19.7#

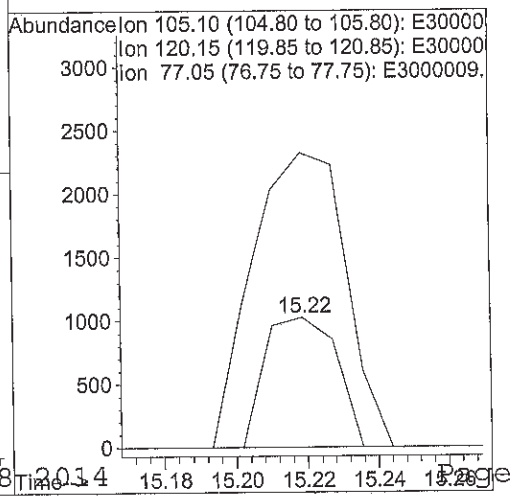

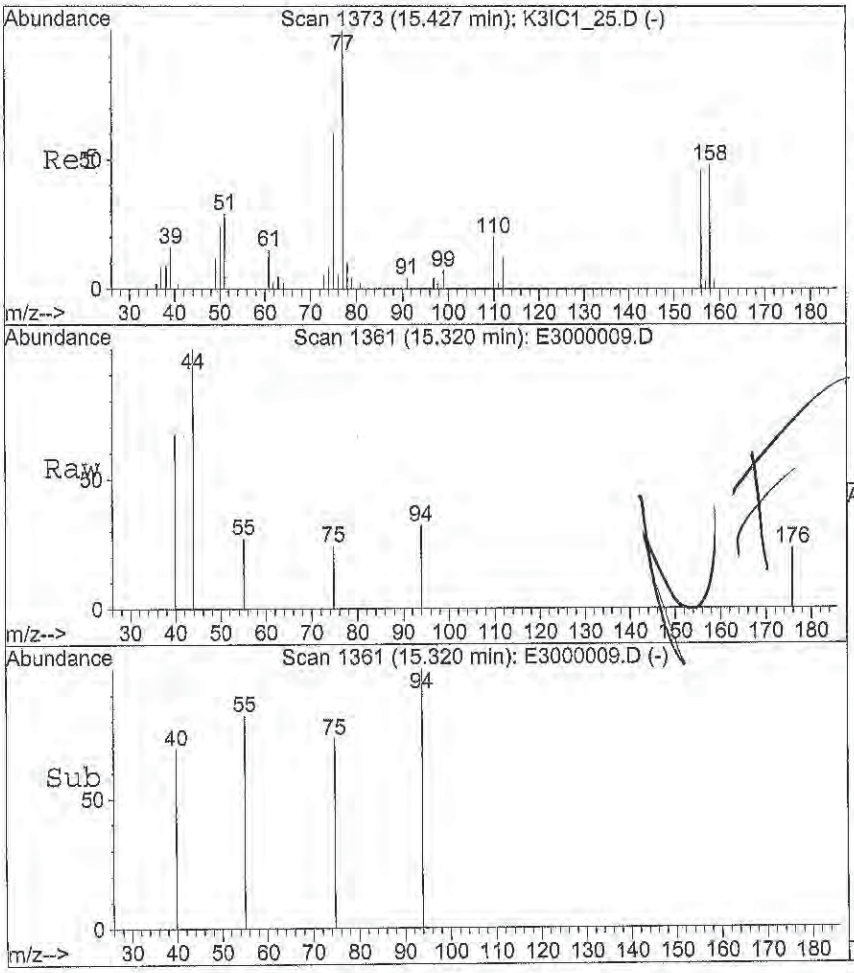

#57
1,2,3-Trichloropropane
Concen: 0.06 ug/L
RT: 15.32 min Scan# 1361
Delta R.T. -0.11 min
Lab File: E3000009.D
Acq: 30 May 2014 12:33 pm

Tgt Ion: 75 Resp: 279

Ion	Ratio	Lower	Upper
75	100		
77	0.0	31.2	46.8#

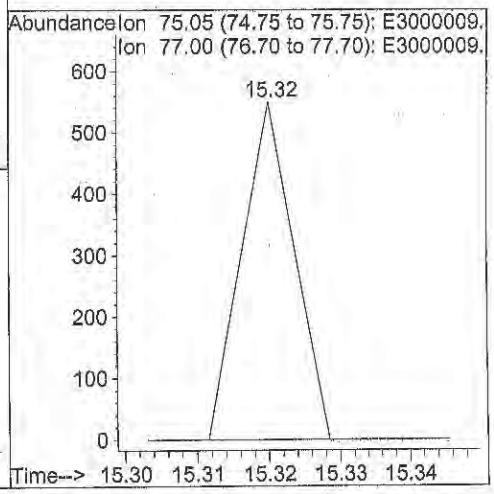

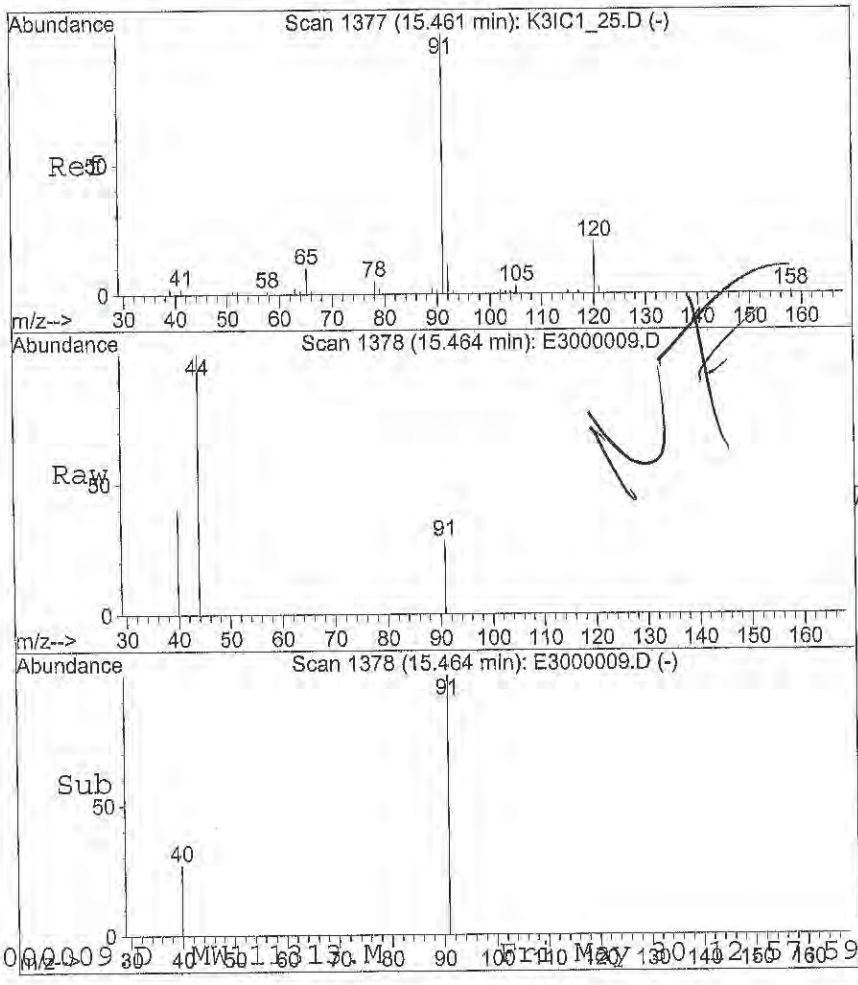

#62
n-Propylbenzene
Concen: 0.03 ug/L
RT: 15.46 min Scan# 1378
Delta R.T. 0.00 min
Lab File: E3000009.D
Acq: 30 May 2014 12:33 pm

Tgt Ion: 91 Resp: 770

Ion	Ratio	Lower	Upper
91	100		
120	0.0	16.1	24.1#

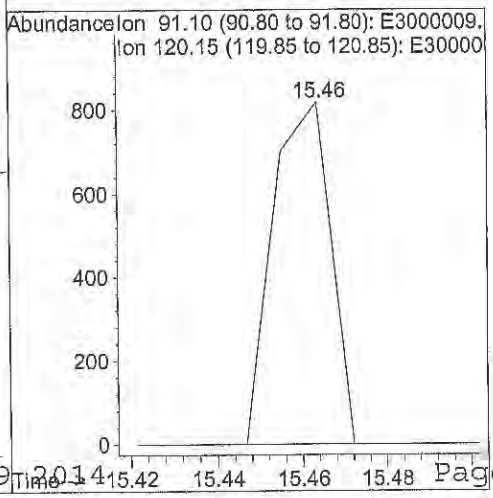

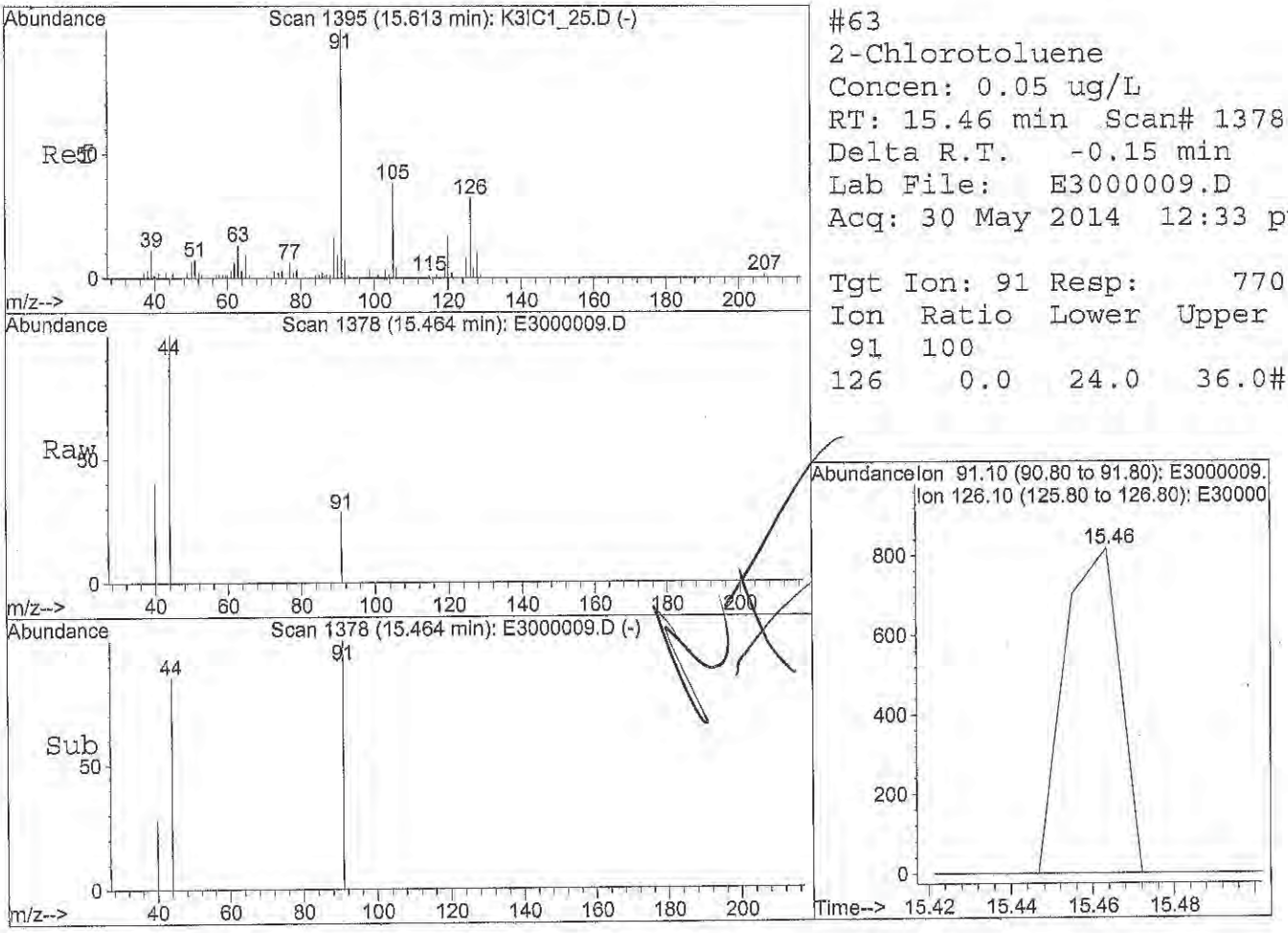

#63
2-Chlorotoluene
Concen: 0.05 ug/L
RT: 15.46 min Scan# 1378
Delta R.T. -0.15 min
Lab File: E3000009.D
Acq: 30 May 2014 12:33 pm

Tgt Ion: 91 Resp: 770

Ion	Ratio	Lower	Upper
91	100		
126	0.0	24.0	36.0#

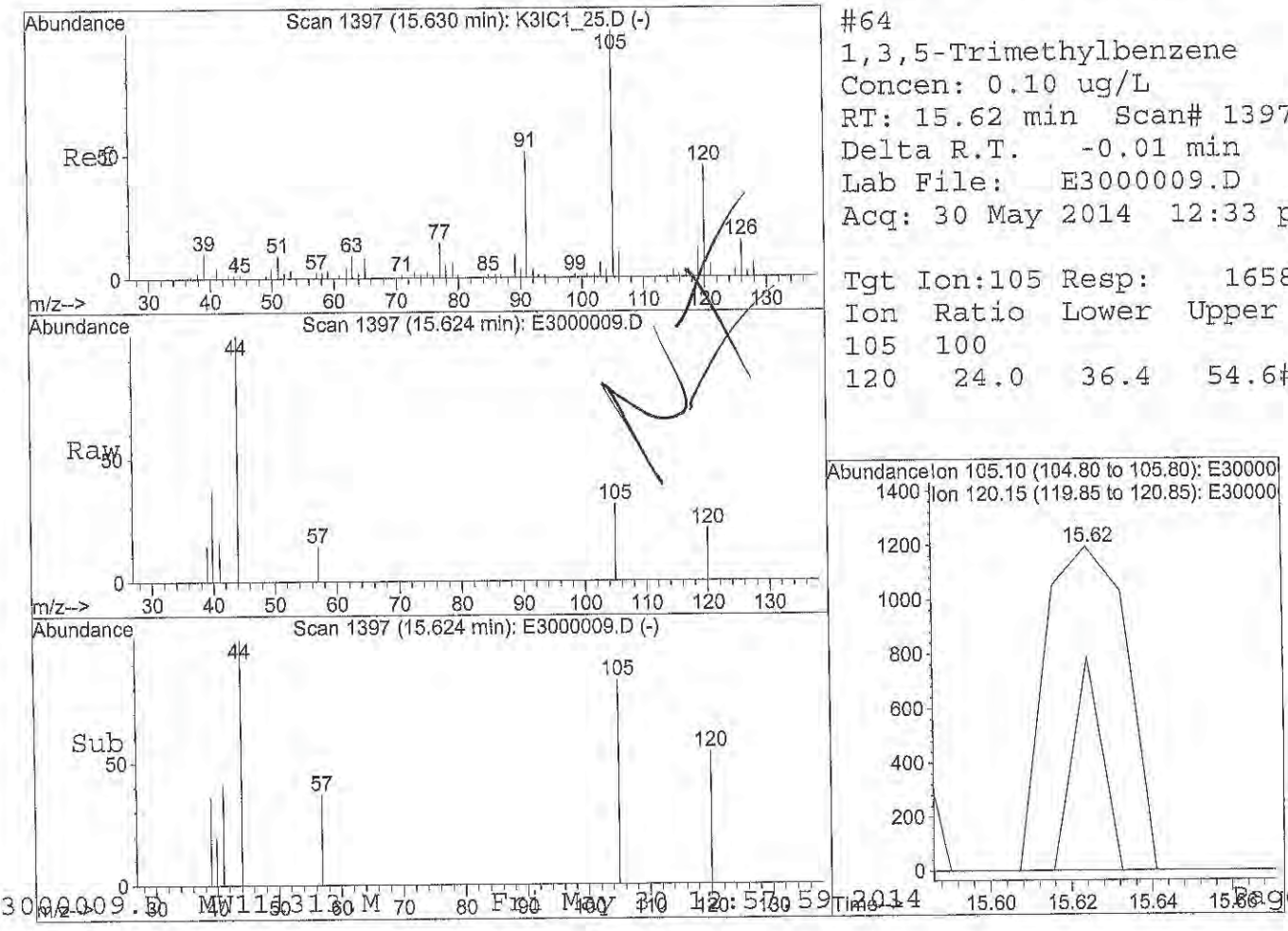

#64
1,3,5-Trimethylbenzene
Concen: 0.10 ug/L
RT: 15.62 min Scan# 1397
Delta R.T. -0.01 min
Lab File: E3000009.D
Acq: 30 May 2014 12:33 pm

Tgt Ion:105 Resp: 1658

Ion	Ratio	Lower	Upper
105	100		
120	24.0	36.4	54.6#

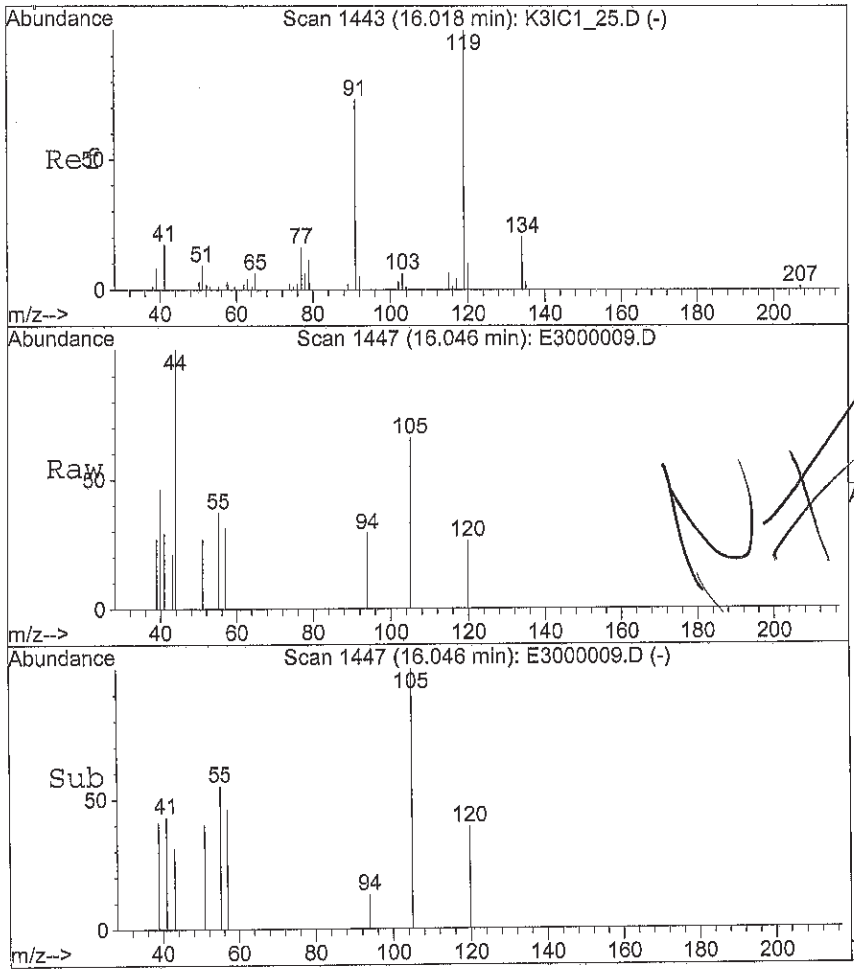

#66
tert-Butylbenzene
Concen: 0.03 ug/L
RT: 16.05 min Scan# 1447
Delta R.T. 0.03 min
Lab File: E3000009.D
Acq: 30 May 2014 12:33 pm

Tgt Ion:119 Resp: 370

Ion	Ratio	Lower	Upper
119	100		
91	0.0	56.3	84.5#
134	0.0	16.1	24.1#

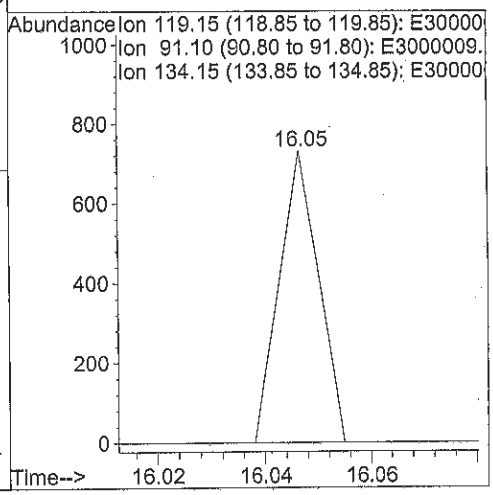

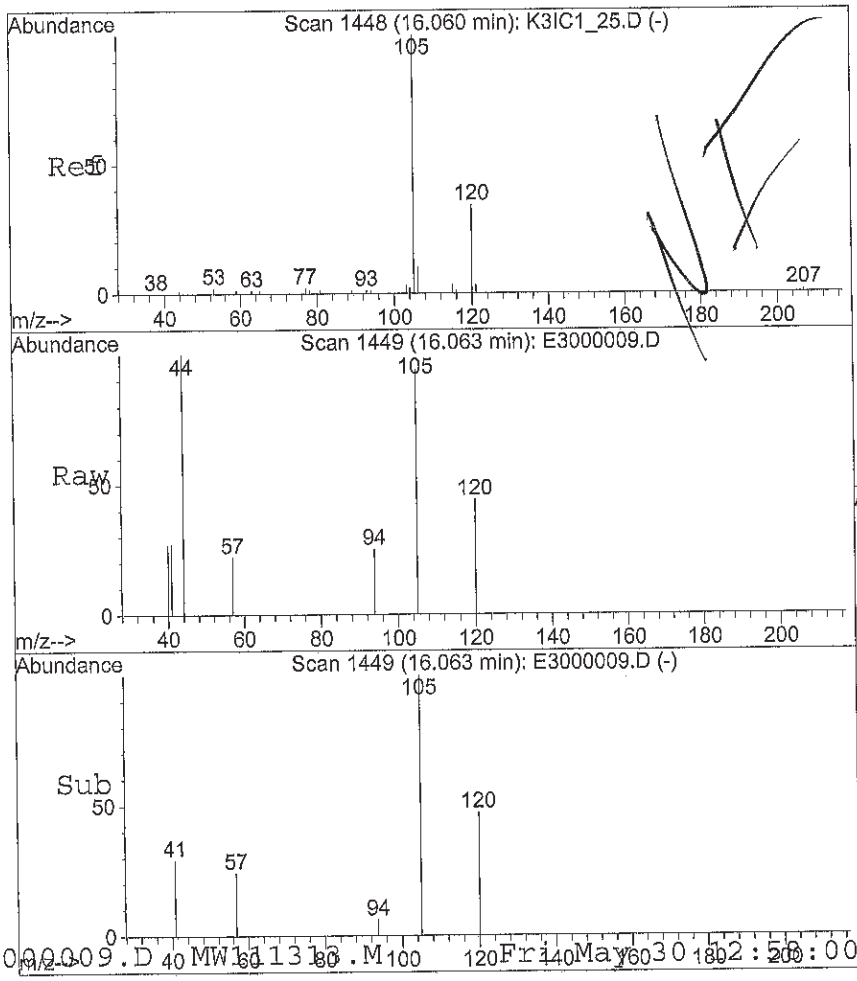

#67
1,2,4-Trimethylbenzene
Concen: 0.25 ug/L
RT: 16.06 min Scan# 1449
Delta R.T. 0.00 min
Lab File: E3000009.D
Acq: 30 May 2014 12:33 pm

Tgt Ion:105 Resp: 4271

Ion	Ratio	Lower	Upper
105	100		
120	30.8	33.8	50.8#

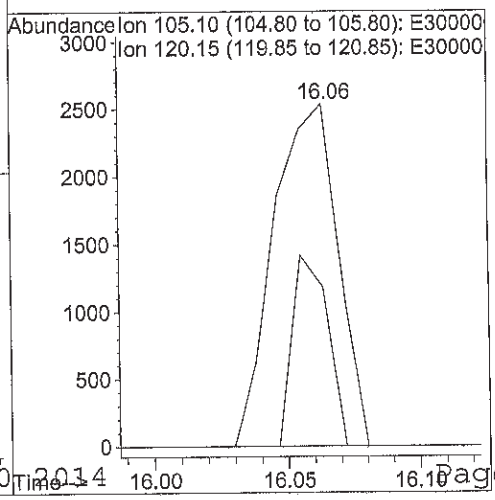

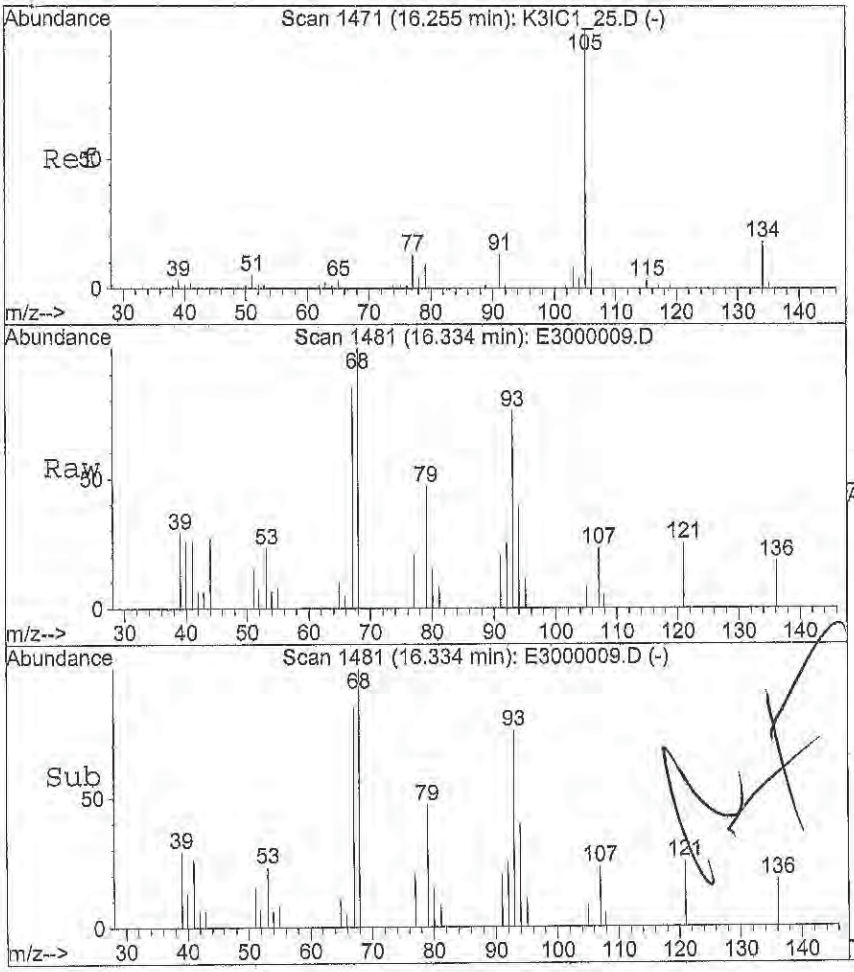

#68
sec-Butylbenzene
Concen: 0.02 ug/L
RT: 16.33 min Scan# 1481
Delta R.T. 0.08 min
Lab File: E3000009.D
Acq: 30 May 2014 12:33 pm

Tgt Ion:105 Resp: 475

Ion	Ratio	Lower	Upper
105	100		
134	0.0	13.0	19.6#

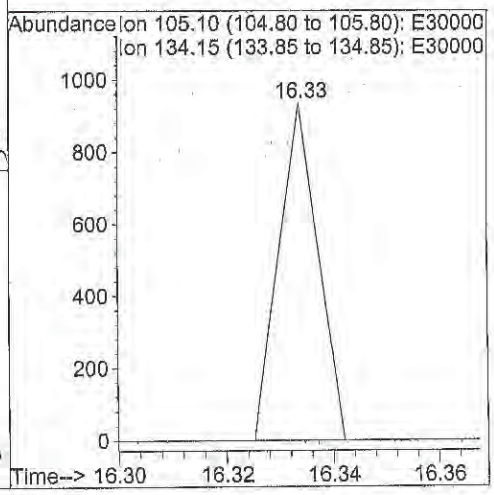

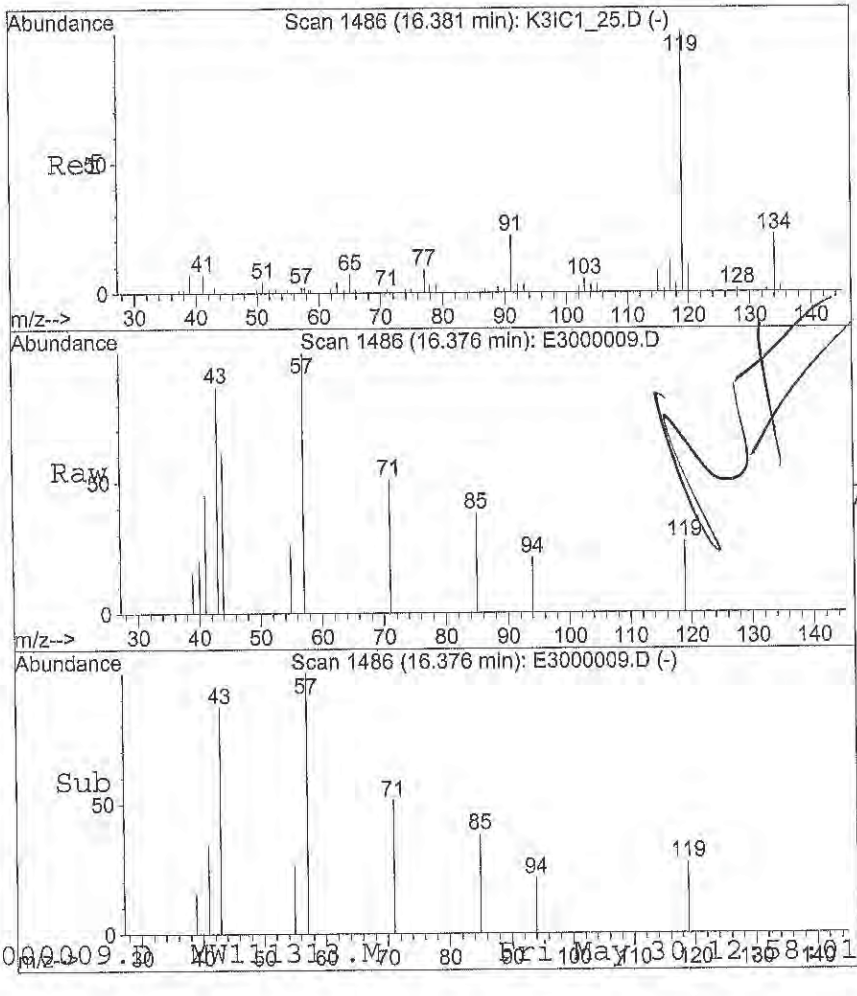

#69
p-Isopropyltoluene
Concen: 0.08 ug/L
RT: 16.38 min Scan# 1486
Delta R.T. -0.01 min
Lab File: E3000009.D
Acq: 30 May 2014 12:33 pm

Tgt Ion:119 Resp: 1417

Ion	Ratio	Lower	Upper
119	100		
134	0.0	17.4	26.2#
91	0.0	19.6	29.4#

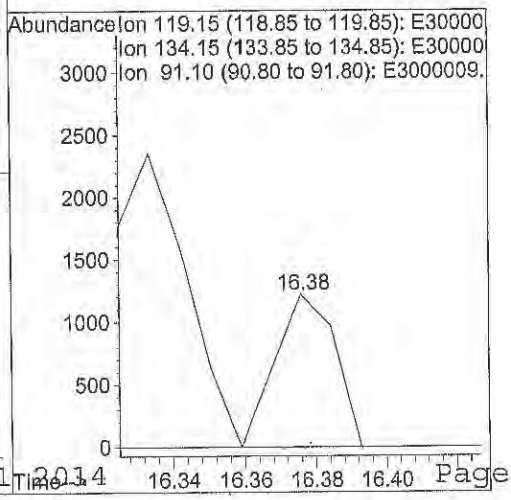

Quantitation Report (Not Reviewed)

Data File : C:\HPCHEM\1\DATA\053014L3\E3000009.D Vial: 8
Acq On : 30 May 2014 12:33 pm Operator: DN
Sample : 3E43001-08 Inst : GC/MS Ins
Misc : 100cc SVL-550-SA5D-SV-17.0-18.0 Multiplr: 10.00
MS Integration Params: rteint.p
Quant Time: May 30 13:23 19114 Quant Results File: SS072713.RES

Quant Method : C:\HPCHEM\1\METHODS\SS072713.M (RTE Integrator)
Title : 8260B GC/MS #3 ICAL SSSF 07/27/13 DN
Last Update : Mon Nov 18 10:31:39 2013
Response via : Initial Calibration
DataAcq Meth : MW111313

Internal Standards	R.T.	QIon	Response	Conc	Units	Dev(Min)
1) Fluorobenzene (IS)	10.29	96	1467890	12.50	ug/L	-0.03
7) Chlorobenzene-d5 (IS)	13.92	117	1213058	12.50	ug/L	-0.01
10) 1,4-Dichlorobenzene-d4 (IS	16.50	152	667526	12.50	ug/L	-0.01
System Monitoring Compounds						
2) Dibromofluoromethane (SU1)	9.42	113	422085	11.06	ug/L	-0.01
Spiked Amount 12.500	Range 75 - 125		Recovery = 88.48%			
3) Chloroform-d (SU6)	9.18	84	656505	11.99	ug/L	-0.01
Spiked Amount 12.500	Range 70 - 140		Recovery = 95.92%			
4) Methylene Chloride-d2 (SU5	7.06	86	368298	11.50	ug/L	-0.02
Spiked Amount 12.500	Range 70 - 140		Recovery = 92.00%			
5) 1,2-Dichloroethane-d4 (SU2	9.89	65	407848	15.63	ug/L	-0.01
Spiked Amount 12.500	Range 75 - 125		Recovery = 125.04%#			
6) Benzene-d6 (SU7)	9.92	84	1270900	11.03	ug/L	-0.03
Spiked Amount 12.500	Range 70 - 140		Recovery = 88.24%			
8) Toluene-d8 (SU3)	12.20	98	1314718	11.42	ug/L	-0.02
Spiked Amount 12.500	Range 75 - 125		Recovery = 91.36%			
9) 4-Bromofluorobenzene (SU4)	15.22	95	684383	14.40	ug/L	-0.01
Spiked Amount 12.500	Range 75 - 125		Recovery = 115.20%			

Target Compounds Qvalue

(#) = qualifier out of range (m) = manual integration

Quantitation Report

Data File : C:\HPCHEM\1\DATA\053014L3\E3000009.D Vial: 8
Acq On : 30 May 2014 12:33 pm Operator: DN
Sample : 3E43001-08 Inst : GC/MS Ins
Misc : 100cc SVL-550-SA5D-SV-17.0-18.0 Multiplr: 10.00
MS Integration Params: rteint.p
Quant Time: May 30 13:23 19114 Quant Results File: SS072713.RES

Method : C:\HPCHEM\1\METHODS\SS072713.M (RTE Integrator)
Title : 8260B GC/MS #3 ICAL SSSF 07/27/13 DN
Last Update : Mon Nov 18 10:31:39 2013
Response via : Initial Calibration



Quantitation Report (Not Reviewed)

Data File : C:\HPCHEM\1\DATA\053014L3\E3000010.D Vial: 1
Acq On : 30 May 2014 1:01 pm Operator: DN
Sample : 3E43001-09 Inst : GC/MS Ins
Misc : 100cc FB-053014 Multiplr: 10.00
MS Integration Params: rteint.p
Quant Time: May 30 13:28 19114 Quant Results File: MW111313.RES

Quant Method : C:\HPCHEM\1\METHODS\MW111313.M (RTE Integrator)
Title : 8260B GC/MS #3 ICAL 11/13/13 DN
Last Update : Wed Nov 13 19:38:32 2013
Response via : Initial Calibration
DataAcq Meth : MW111313

Internal Standards	R.T.	QIon	Response	Conc	Units	Dev(Min)
1) Fluorobenzene (IS)	10.28	96	1340657	12.50	ug/L	0.00
38) Chlorobenzene-d5 (IS)	13.92	117	1141105	12.50	ug/L	0.00
59) 1,4-Dichlorobenzene-d4 (IS	16.51	152	627627	12.50	ug/L	0.00
System Monitoring Compounds						
2) Dibromofluoromethane (SU1)	9.43	113	395584	11.83	ug/L	0.00
Spiked Amount 12.500	Range 75 - 125		Recovery = 94.64%			
28) 1,2-Dichloroethane-d4 (SU2	9.89	65	388115	12.21	ug/L	0.00
Spiked Amount 12.500	Range 75 - 125		Recovery = 97.68%			
39) Toluene-d8 (SU3)	12.20	98	1197814	11.25	ug/L	0.00
Spiked Amount 12.500	Range 75 - 125		Recovery = 90.00%			
58) 4-Bromofluorobenzene (SU4)	15.22	95	638434	13.68	ug/L	0.00
Spiked Amount 12.500	Range 75 - 125		Recovery = 109.44%			
Target Compounds						Qvalue
3) (F12) Dichlorodifluorometh	4.08	85	645	0.20	ug/L #	44
4) Chloromethane	4.39	50	1620	-0.50	ug/L #	41
6) Bromomethane	5.07	96	1983	-0.43	ug/L #	1
7) Chloroethane	5.23	64	643	1.26	ug/L #	32
11) Acetone	6.47	58	4313	3.25	ug/L	76
12) (IPA) Leak Check Compound	6.47	45	179145	1112.02	ug/L	83
13) Carbon disulfide	6.84	76	266	0.02	ug/L #	76
14) Methylene Chloride	7.06	84	5417	1.47	ug/L #	1
15) (TBA) tert-Butanol	6.88	59	402	1.76	ug/L #	77
24) Chloroform	9.22	83	1901	0.27	ug/L	18
25) (ETBE) 2-ethoxy 2-methyl p	8.31	59	346	0.04	ug/L #	44
31) Benzene	9.92	78	10486	0.83	ug/L #	74
32) 1,2-Dichloroethane	9.92	62	5658	1.27	ug/L #	1
40) (MIBK) 4-Methyl-2-Pentanon	12.19	43	8037	3.53	ug/L #	100
41) Toluene	12.29	91	9061	0.58	ug/L	95
46) 2-Hexanone	13.10	43	2524	1.01	ug/L #	37
51) Ethylbenzene	14.15	91	4697	0.27	ug/L	93
52) m,p-Xylenes	14.14	106	1852	0.29	ug/L	80
53) o-Xylene	14.61	106	307	0.05	ug/L #	1
54) Styrene	14.63	104	2435	-0.60	ug/L #	86
56) Isopropylbenzene	15.01	105	303	0.02	ug/L #	55
62) n-Propylbenzene	15.46	91	1121	0.04	ug/L #	56

(#) = qualifier out of range (m) = manual integration

Quantitation Report (Not Reviewed)

Data File : C:\HPCHEM\1\DATA\053014L3\E3000010.D Vial: 1
Acq On : 30 May 2014 1:01 pm Operator: DN
Sample : 3E43001-09 Inst : GC/MS Ins
Misc : 100cc FB-053014 Multiplr: 10.00
MS Integration Params: rteint.p
Quant Time: May 30 13:28 19114 Quant Results File: MW111313.RES

Quant Method : C:\HPCHEM\1\METHODS\MW111313.M (RTE Integrator)
Title : 8260B GC/MS #3 ICAL 11/13/13 DN
Last Update : Wed Nov 13 19:38:32 2013
Response via : Initial Calibration
DataAcq Meth : MW111313

Compound	R.T.	QIon	Response	Conc Unit	Qvalue
63) 2-Chlorotoluene	15.46	91	1121	0.07 ug/L #	45
64) 1,3,5-Trimethylbenzene	15.62	105	856	0.05 ug/L #	31
67) 1,2,4-Trimethylbenzene	16.06	105	6701	0.41 ug/L	92
68) sec-Butylbenzene	16.25	105	346	0.02 ug/L #	62
69) p-Isopropyltoluene	16.38	119	11244	0.66 ug/L	98
72) n-Butylbenzene	16.85	91	386	0.02 ug/L #	30
77) Naphthalene	19.45	128	2759	0.22 ug/L	100

(#) = qualifier out of range (m) = manual integration

Quantitation Report

Data File : C:\HPCHEM\1\DATA\053014L3\E3000010.D Vial: 1
Acq On : 30 May 2014 1:01 pm Operator: DN
Sample : 3E43001-09 Inst : GC/MS Ins
Misc : 100cc FB-053014 Multiplr: 10.00
MS Integration Params: rteint.p
Quant Time: May 30 13:28 19114 Quant Results File: MW111313.RES

Method : C:\HPCHEM\1\METHODS\MW111313.M (RTE Integrator)
Title : 8260B GC/MS #3 ICAL 11/13/13 DN
Last Update : Wed Nov 13 19:38:32 2013
Response via : Initial Calibration

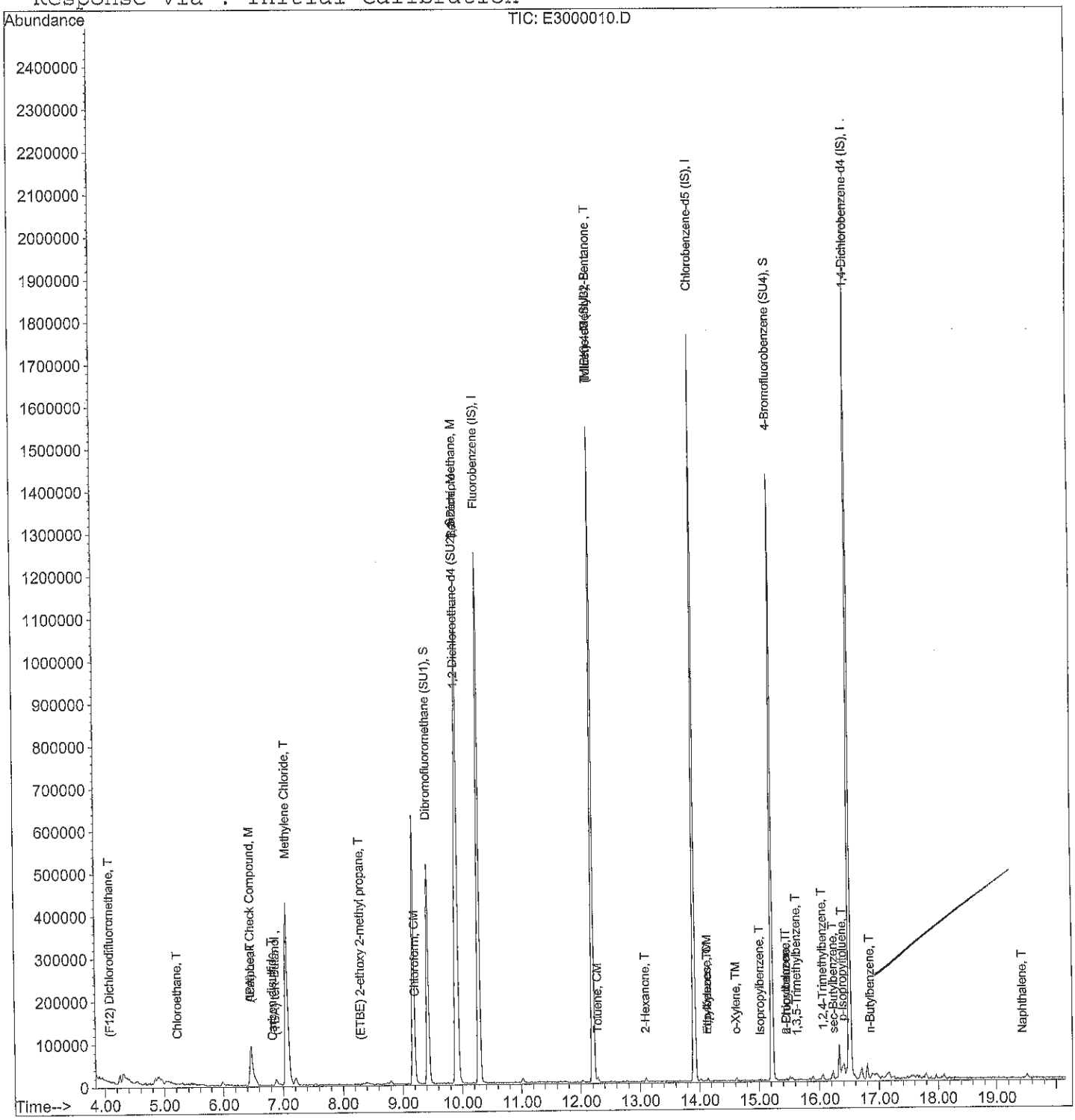



#3
(F12) Dichlorodifluoromethane
Concen: 0.20 ug/L
RT: 4.08 min Scan# 30
Delta R.T. 0.01 min
Lab File: E3000010.D
Acq: 30 May 2014 1:01 pm

Tgt Ion: 85	Resp:	645	
Ion	Ratio	Lower	Upper
85	100		
87	0.0	24.6	37.0#

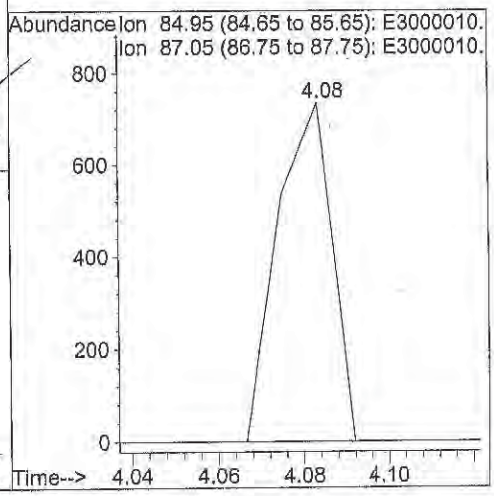

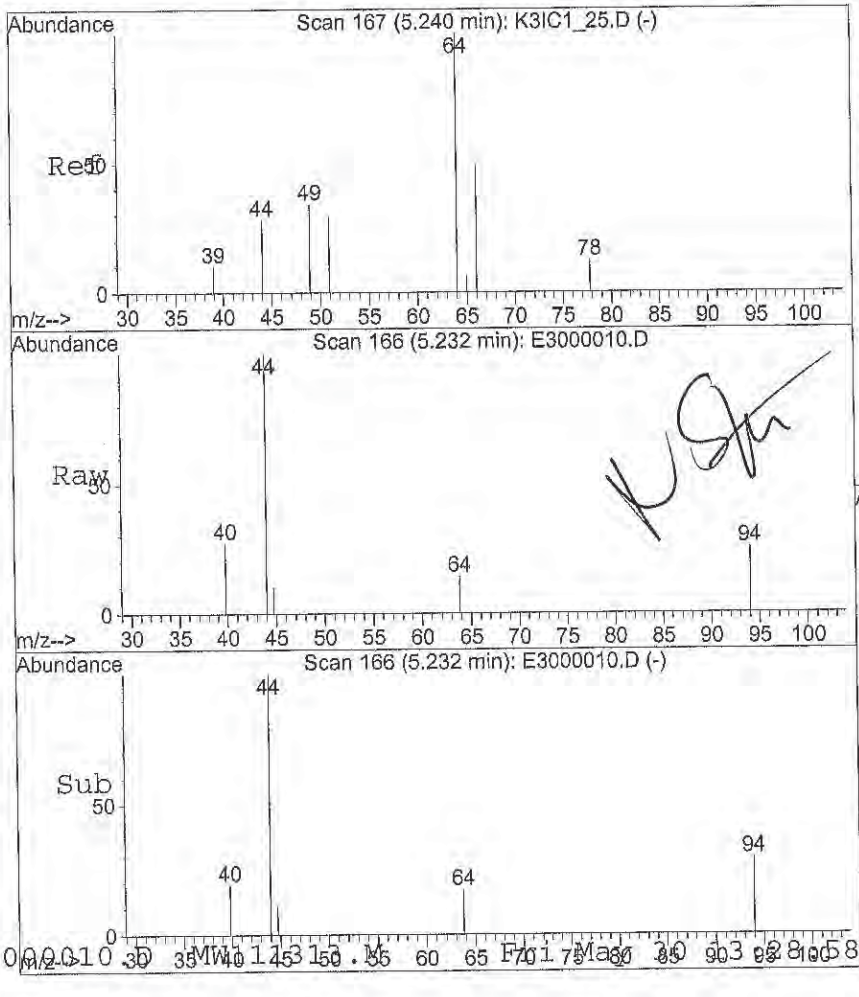

#7
Chloroethane
Concen: 1.26 ug/L
RT: 5.23 min Scan# 166
Delta R.T. -0.01 min
Lab File: E3000010.D
Acq: 30 May 2014 1:01 pm

Tgt Ion: 64	Resp:	643	
Ion	Ratio	Lower	Upper
64	100		
66	0.0	35.4	53.0#

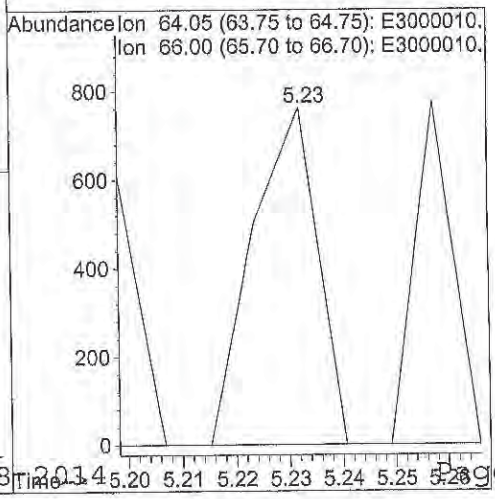

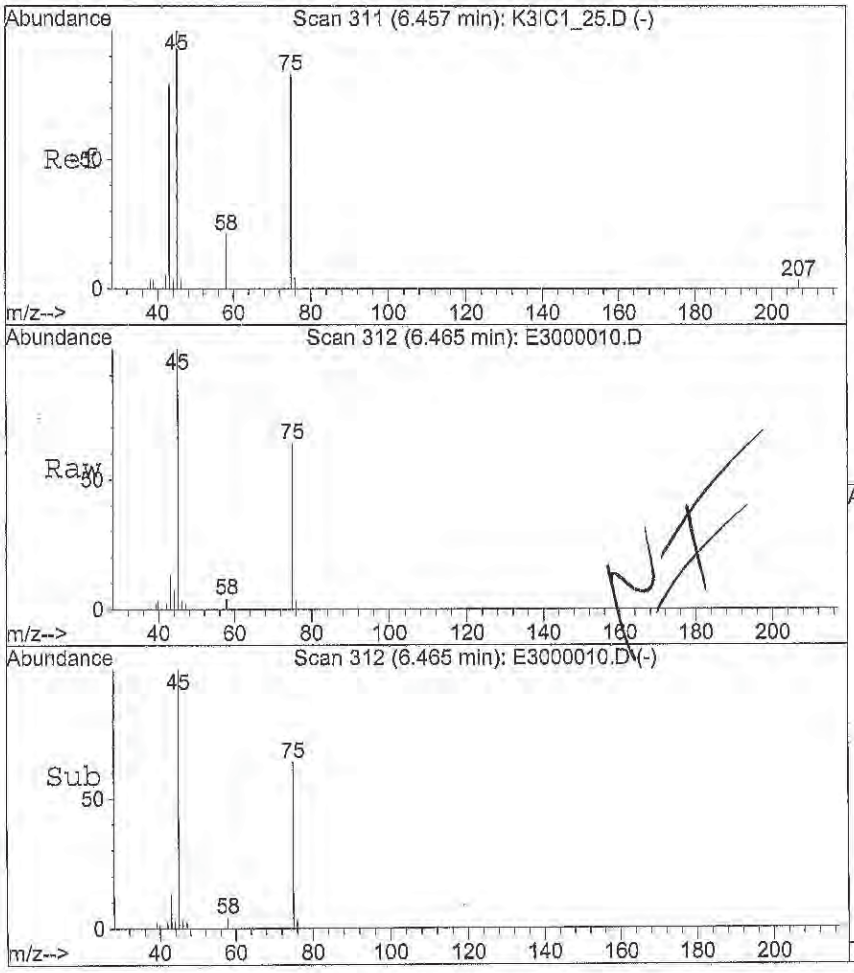

#11
Acetone
Concen: 3.25 ug/L
RT: 6.47 min Scan# 312
Delta R.T. 0.01 min
Lab File: E3000010.D
Acq: 30 May 2014 1:01 pm

Tgt Ion: 58 Resp: 4313

Ion	Ratio	Lower	Upper
58	100		
43	512.8	360.9	541.3

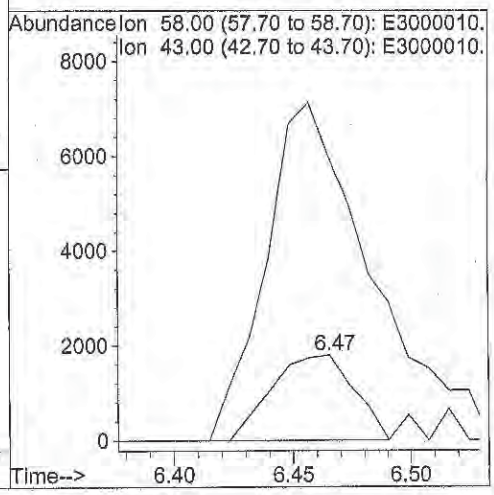

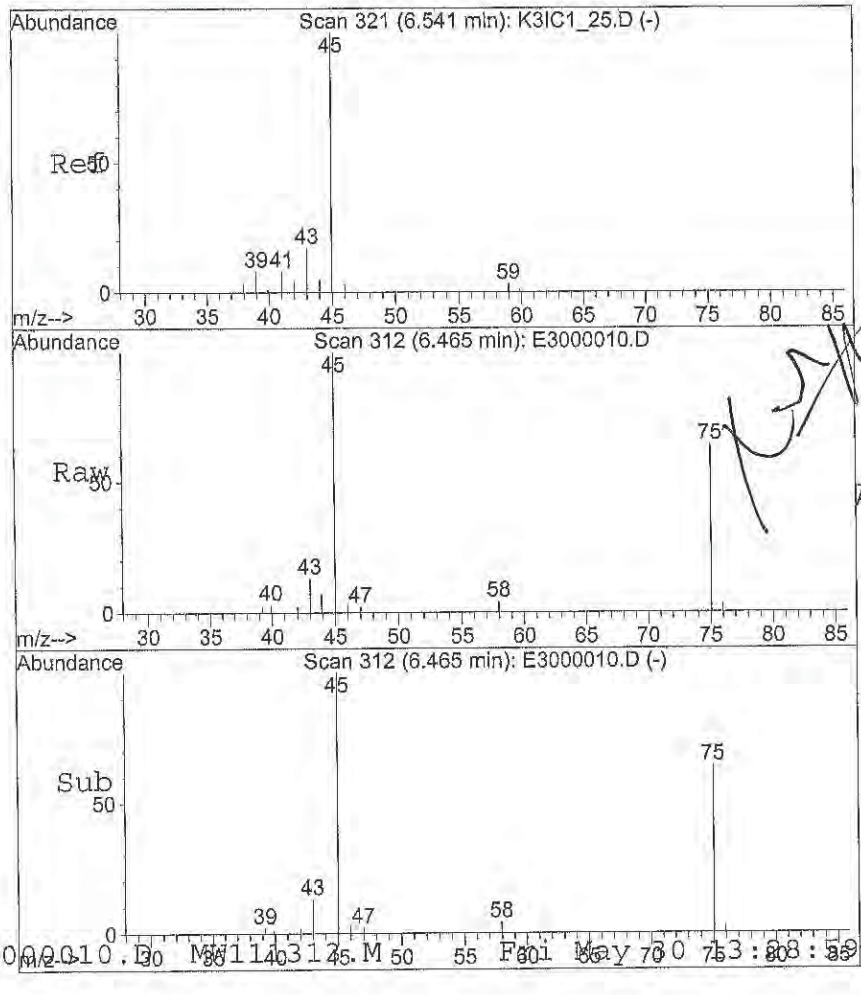

#12
(IPA) Leak Check Compound
Concen: 1112.02 ug/L
RT: 6.47 min Scan# 312
Delta R.T. -0.08 min
Lab File: E3000010.D
Acq: 30 May 2014 1:01 pm

Tgt Ion: 45 Resp: 179145

Ion	Ratio	Lower	Upper
45	100		
39	0.4	4.9	7.3#

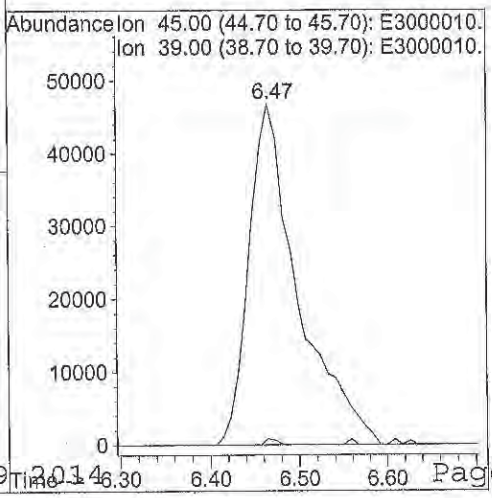

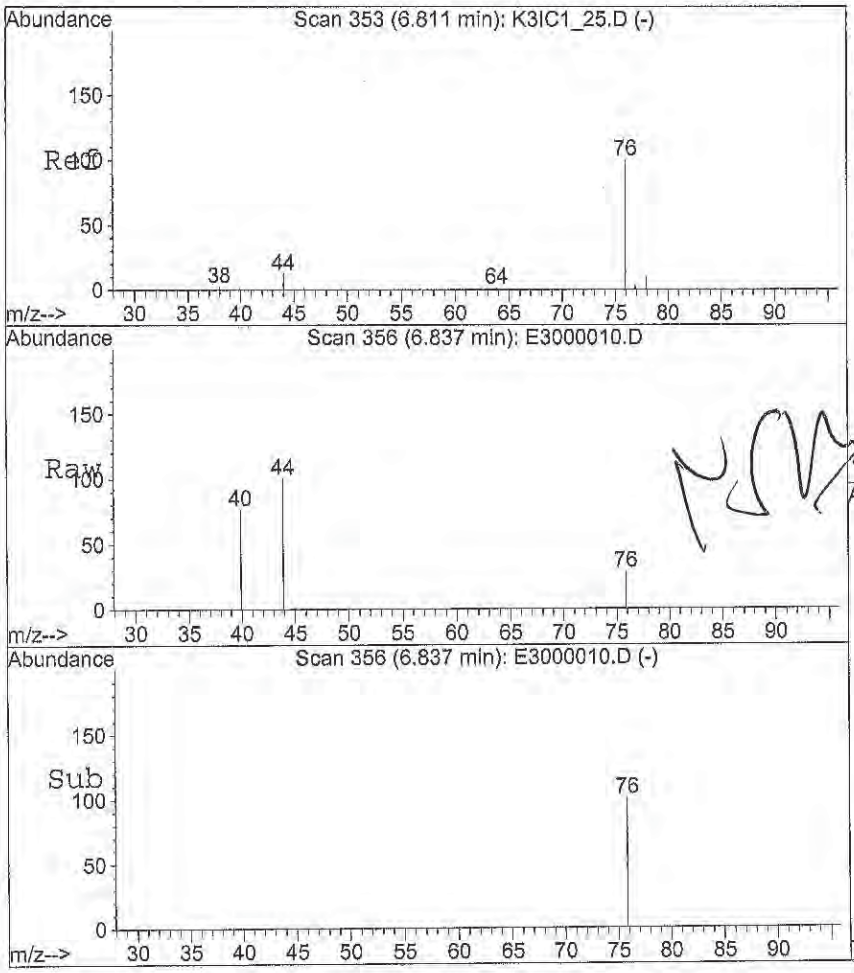

#13
Carbon disulfide
Concen: 0.02 ug/L
RT: 6.84 min Scan# 356
Delta R.T. 0.03 min
Lab File: E3000010.D
Acq: 30 May 2014 1:01 pm

Tgt Ion: 76 Resp: 266

Ion	Ratio	Lower	Upper
76	100		
78	0.0	7.0	10.4#

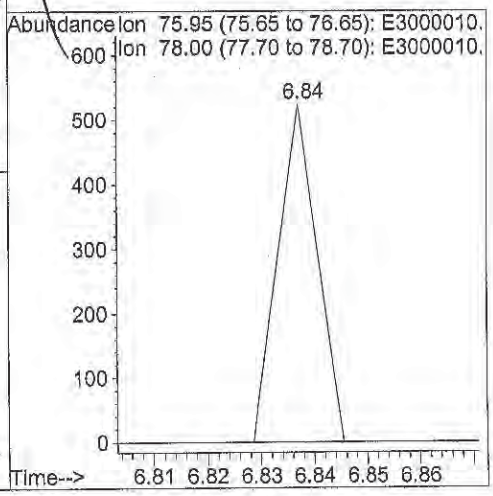

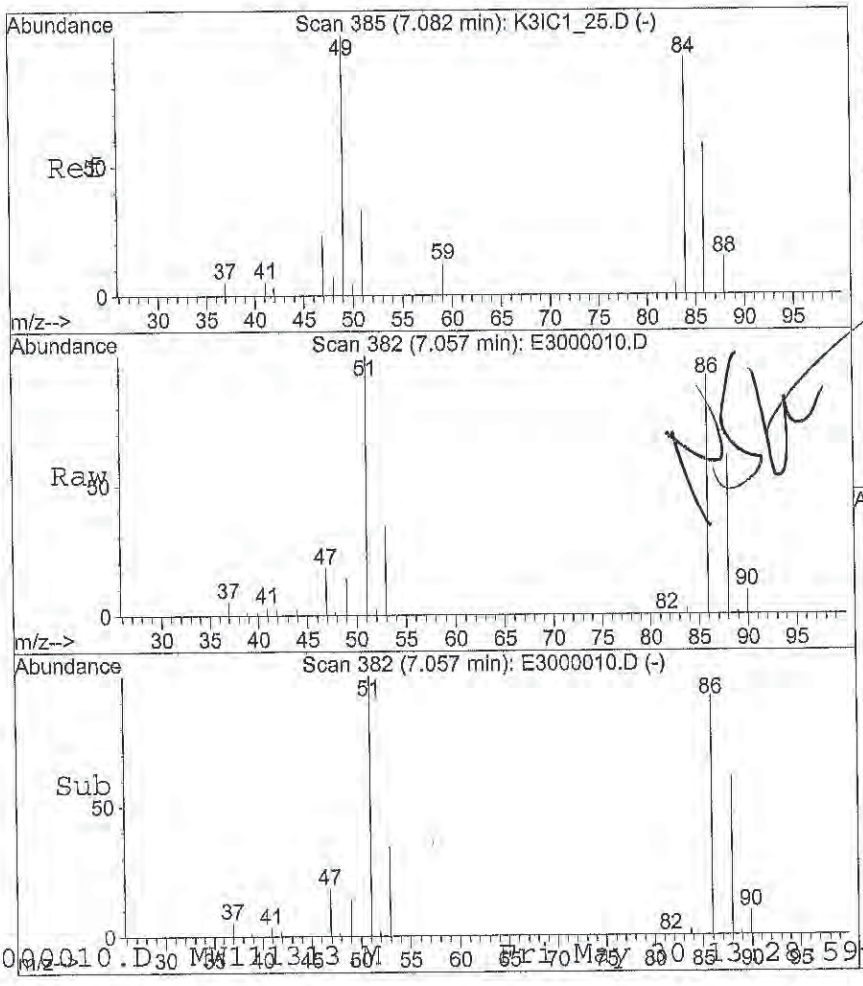

#14
Methylene Chloride
Concen: 1.47 ug/L
RT: 7.06 min Scan# 382
Delta R.T. -0.02 min
Lab File: E3000010.D
Acq: 30 May 2014 1:01 pm

Tgt Ion: 84 Resp: 5417

Ion	Ratio	Lower	Upper
84	100		
49	932.4	89.8	134.6#
86	6624.4	51.1	76.7#
51	7559.4	28.5	42.7#

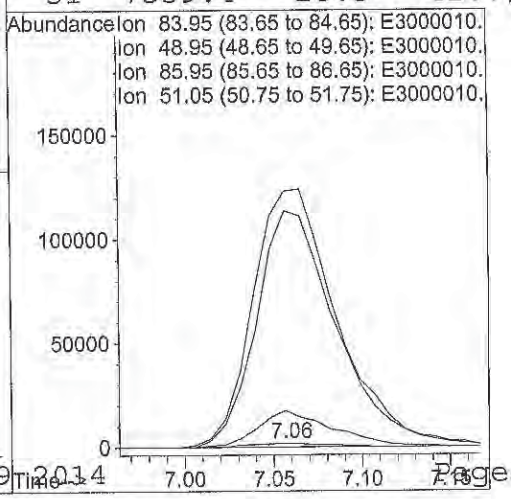

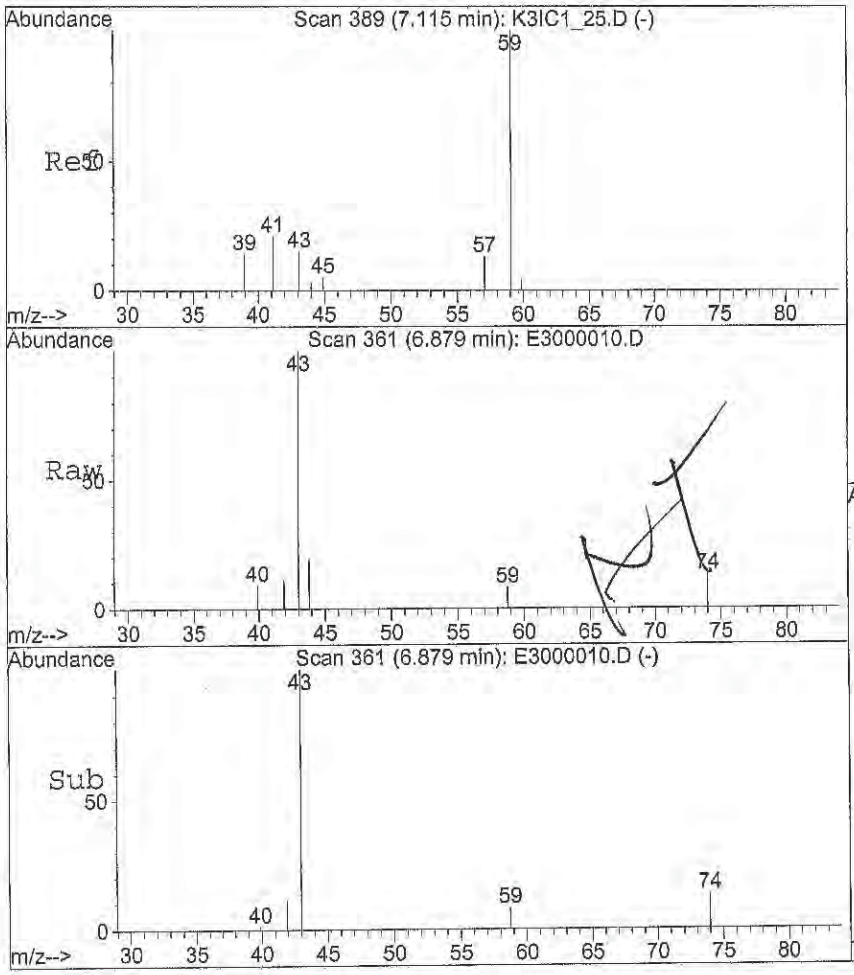

#15
(TBA) tert-Butanol
Concen: 1.76 ug/L
RT: 6.88 min Scan# 361
Delta R.T. -0.24 min
Lab File: E3000010.D
Acq: 30 May 2014 1:01 pm

Tgt Ion: 59 Resp: 402

Ion	Ratio	Lower	Upper
59	100		
57	0.0	6.4	9.6#

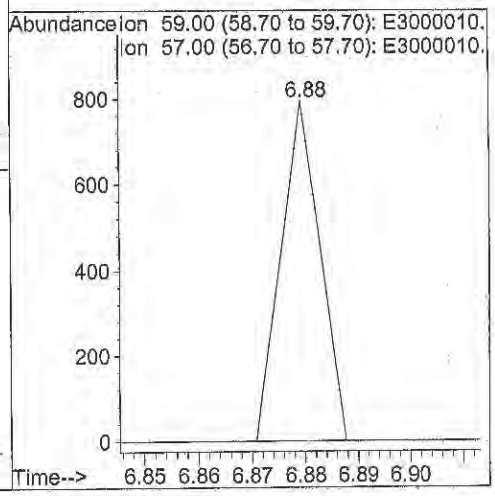

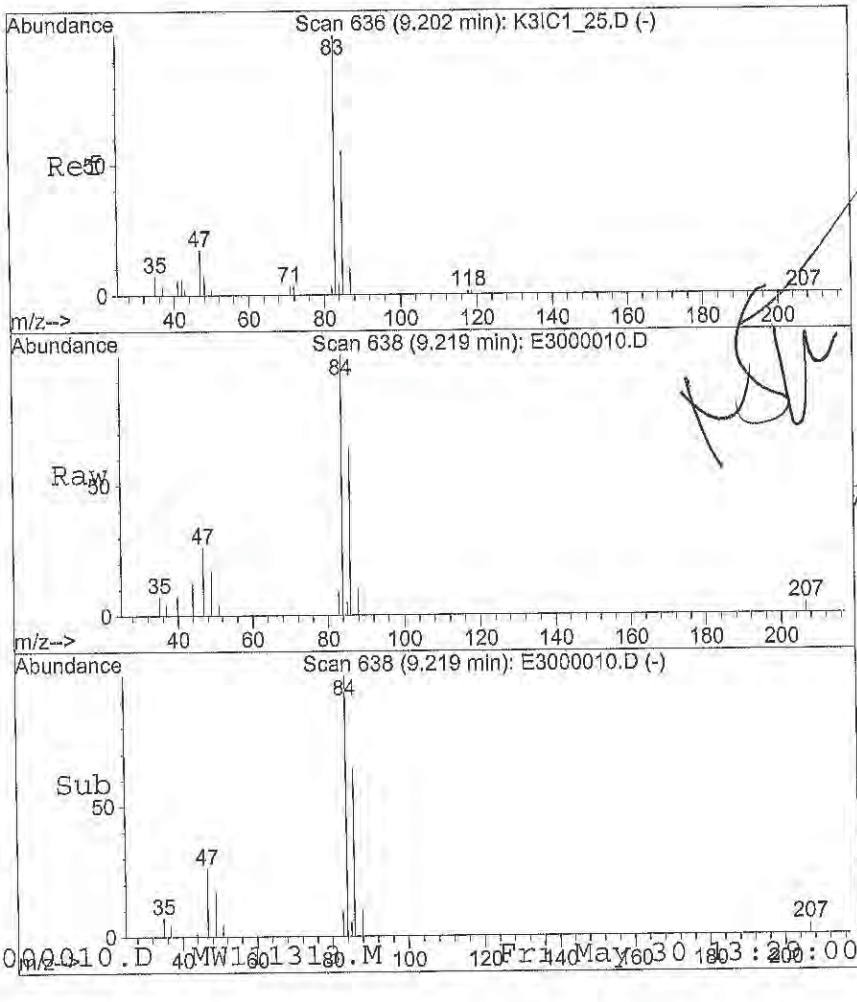

#24
Chloroform
Concen: 0.27 ug/L
RT: 9.22 min Scan# 638
Delta R.T. 0.02 min
Lab File: E3000010.D
Acq: 30 May 2014 1:01 pm

Tgt Ion: 83 Resp: 1901

Ion	Ratio	Lower	Upper
83	100		
85	0.0	51.8	77.6#

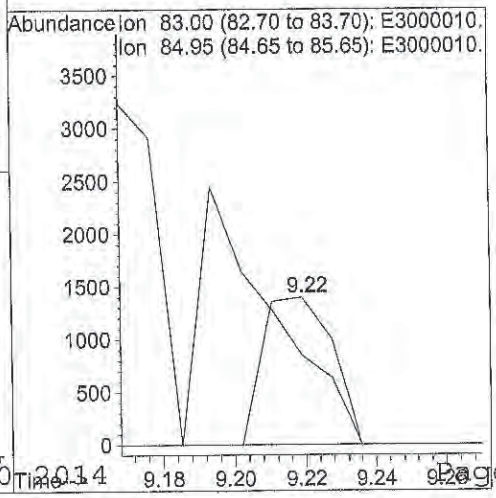

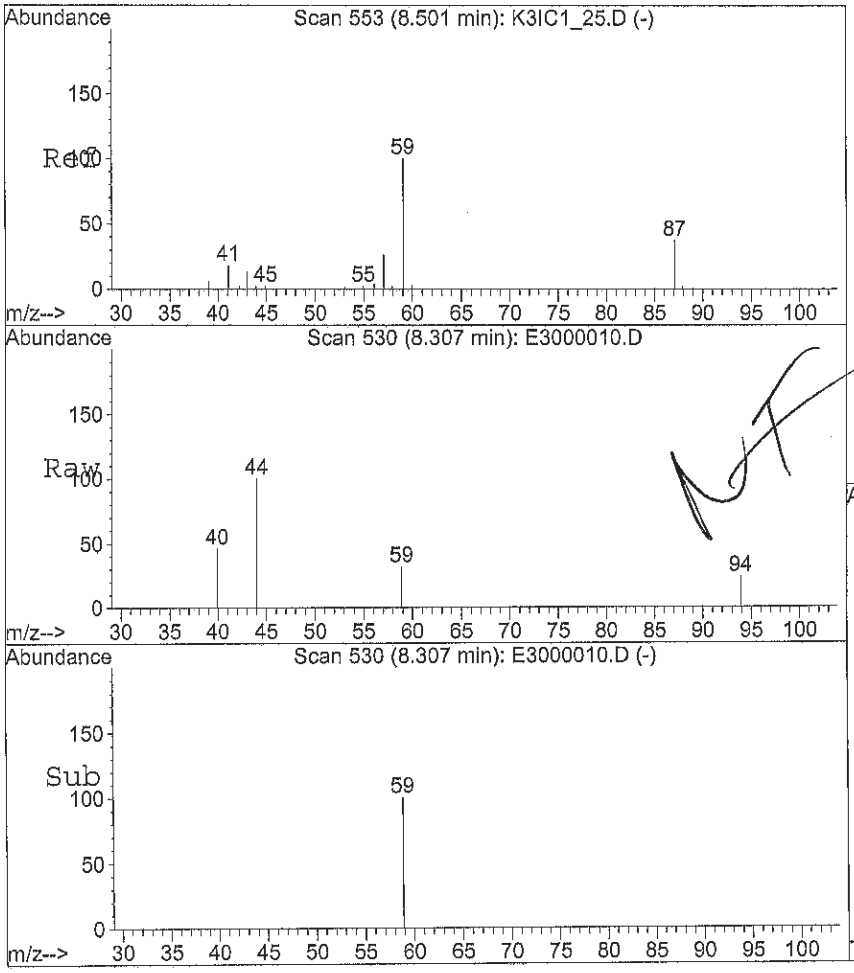

#25
(ETBE) 2-ethoxy 2-methyl propar
Concen: 0.04 ug/L
RT: 8.31 min Scan# 530
Delta R.T. -0.19 min
Lab File: E3000010.D
Acq: 30 May 2014 1:01 pm

Tgt Ion: 59 Resp: 346

Ion	Ratio	Lower	Upper
59	100		
87	0.0	27.8	41.8#
57	0.0	19.8	29.6#
77	0.0	0.0	0.0

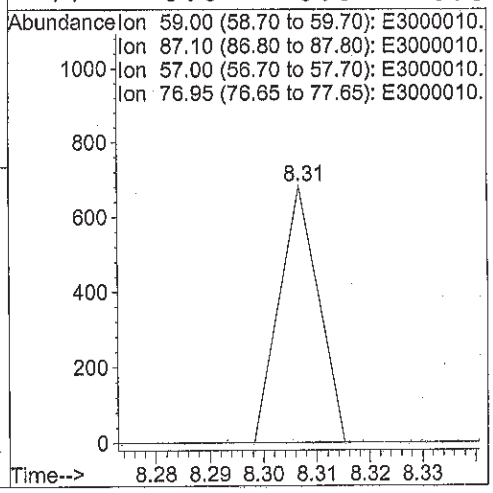

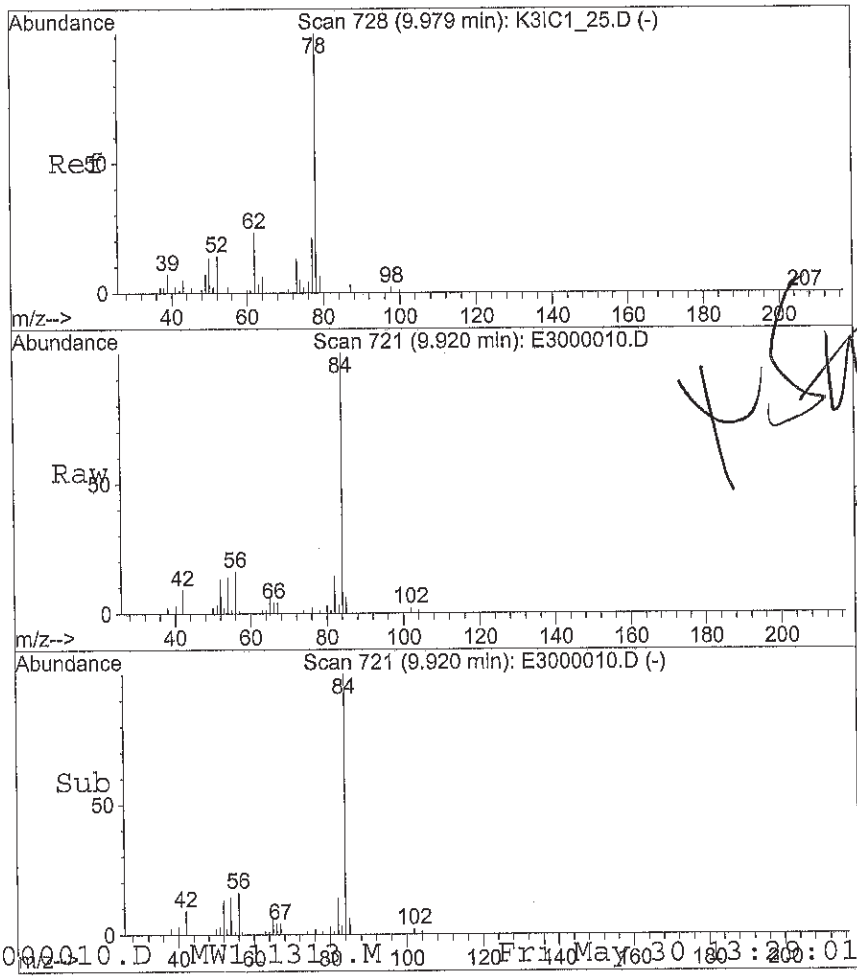

#31
Benzene
Concen: 0.83 ug/L
RT: 9.92 min Scan# 721
Delta R.T. -0.06 min
Lab File: E3000010.D
Acq: 30 May 2014 1:01 pm

Tgt Ion: 78 Resp: 10486

Ion	Ratio	Lower	Upper
78	100		
51	0.0	14.2	21.2#
77	14.3	16.6	24.8#

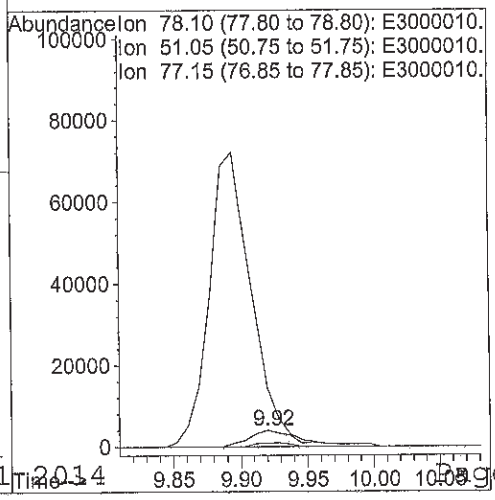

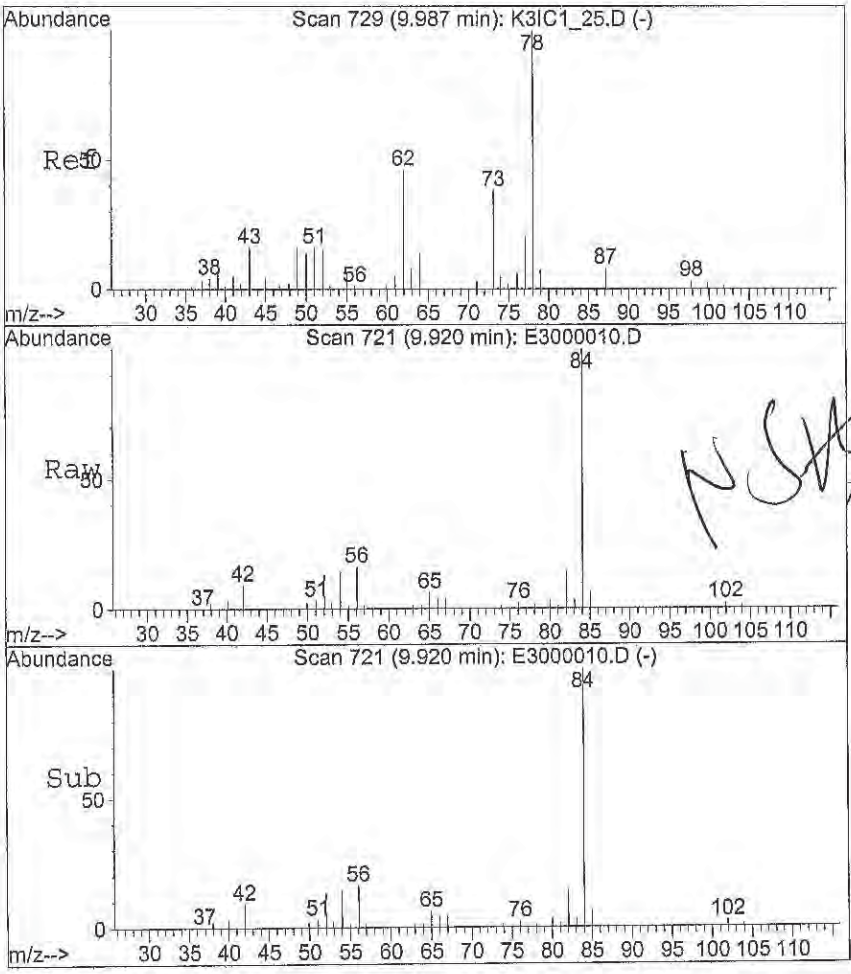

#32
1,2-Dichloroethane
Concen: 1.27 ug/L
RT: 9.92 min Scan# 721
Delta R.T. -0.07 min
Lab File: E3000010.D
Acq: 30 May 2014 1:01 pm

Tgt Ion: 62 Resp: 5658

Ion	Ratio	Lower	Upper
62	100		
64	203.4	28.0	42.0#
49	237.5	28.5	42.7#
98	0.0	6.2	9.4#

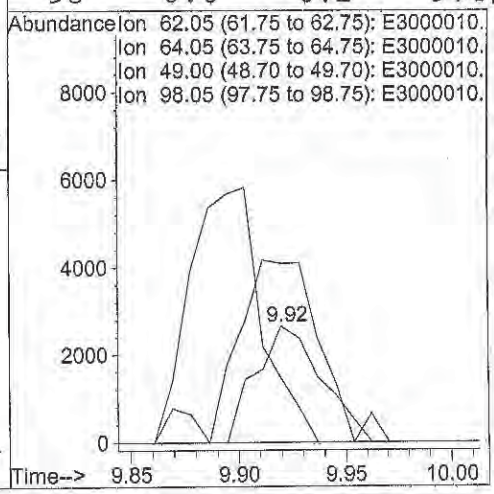

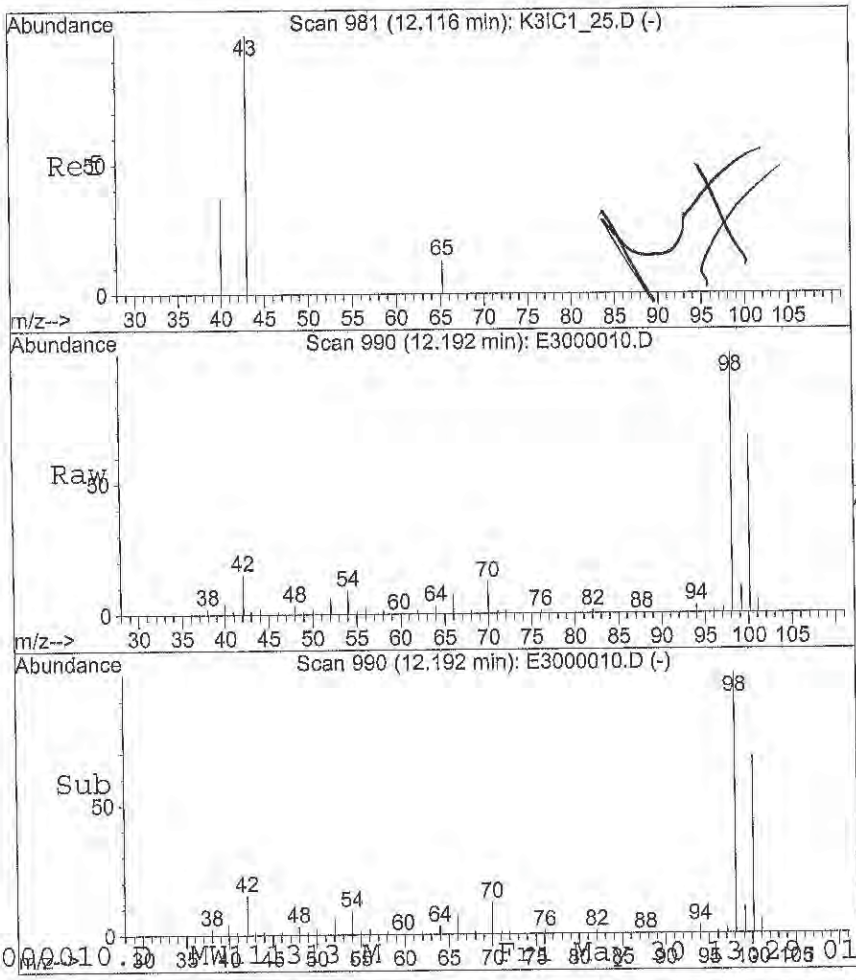

#40
(MIBK) 4-Methyl-2-Pentanone
Concen: 3.53 ug/L
RT: 12.19 min Scan# 990
Delta R.T. 0.08 min
Lab File: E3000010.D
Acq: 30 May 2014 1:01 pm

Tgt Ion: 43 Resp: 8037

Ion	Ratio	Lower	Upper
43	100		
58	101.3	0.0	0.0#
85	0.0	0.0	0.0
100	9986.1	0.0	0.0#

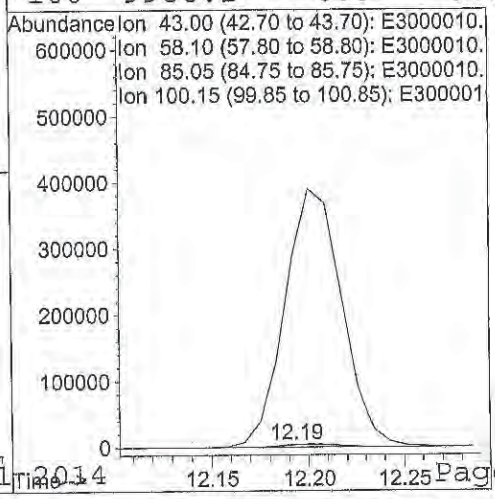

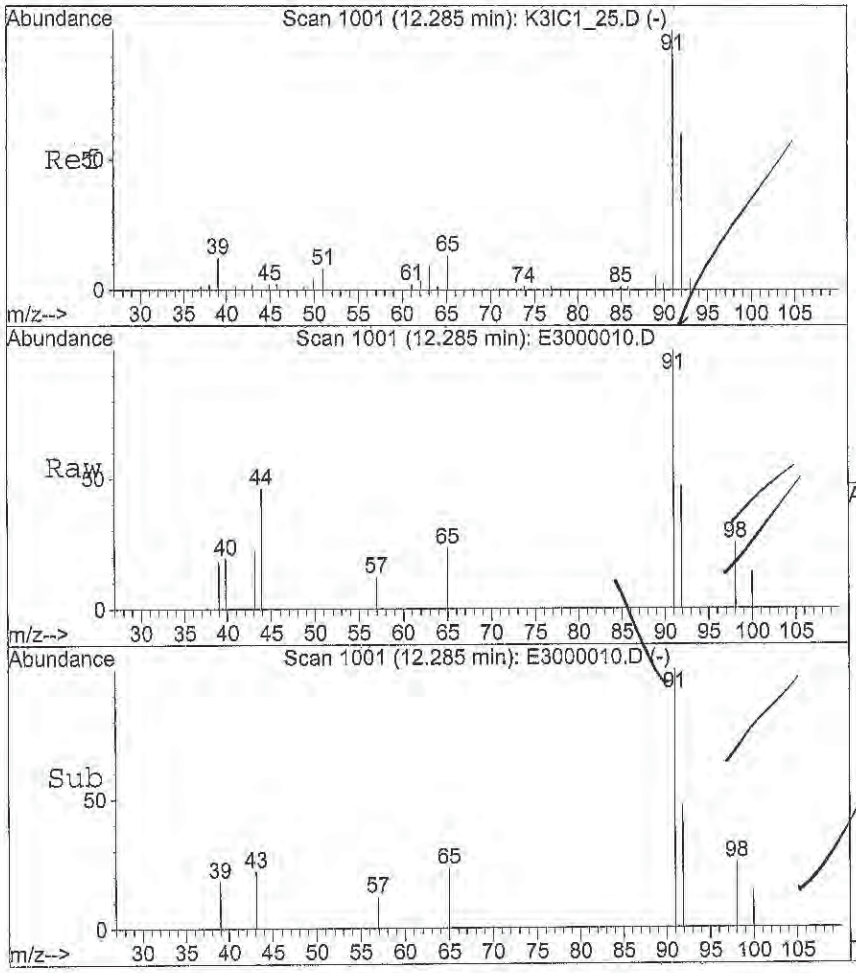

#41
Toluene
Concen: 0.58 ug/L
RT: 12.29 min Scan# 1001
Delta R.T. 0.00 min
Lab File: E3000010.D
Acq: 30 May 2014 1:01 pm

Tgt Ion: 91 Resp: 9061

Ion	Ratio	Lower	Upper
91	100		
92	55.3	47.4	71.0

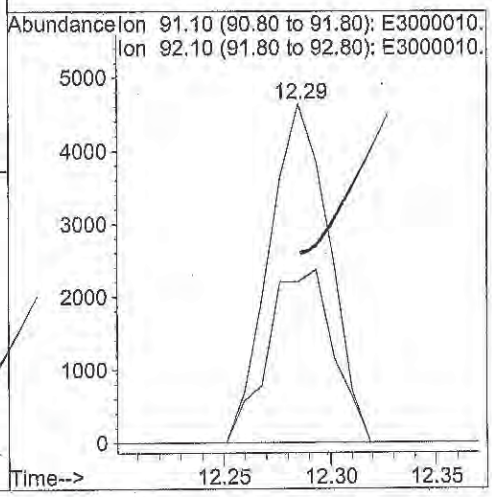

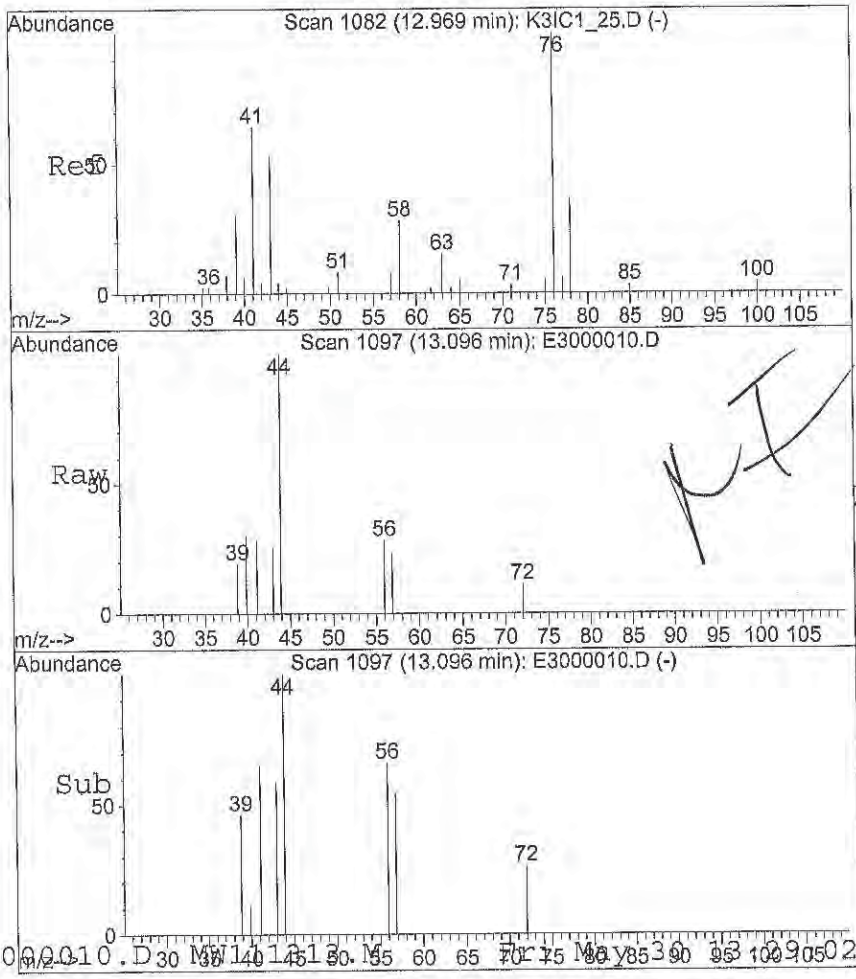

#46
2-Hexanone
Concen: 1.01 ug/L
RT: 13.10 min Scan# 1097
Delta R.T. 0.13 min
Lab File: E3000010.D
Acq: 30 May 2014 1:01 pm

Tgt Ion: 43 Resp: 2524

Ion	Ratio	Lower	Upper
43	100		
58	0.0	40.9	61.3#
100	0.0	5.5	8.3#
85	0.0	4.3	6.5#

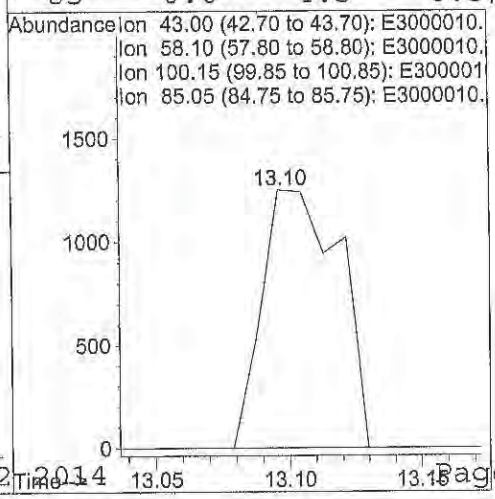

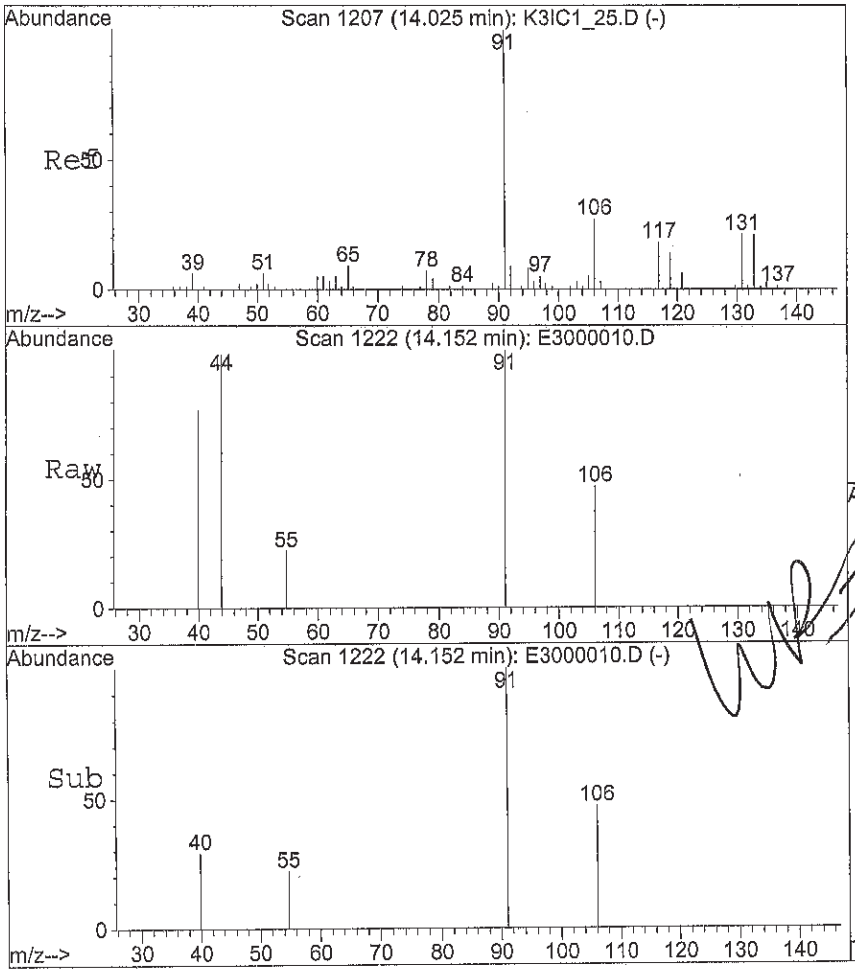

#51
Ethylbenzene
Concen: 0.27 ug/L
RT: 14.15 min Scan# 1222
Delta R.T. 0.13 min
Lab File: E3000010.D
Acq: 30 May 2014 1:01 pm

Tgt Ion: 91 Resp: 4697

Ion	Ratio	Lower	Upper
91	100		
106	33.3	23.5	35.3

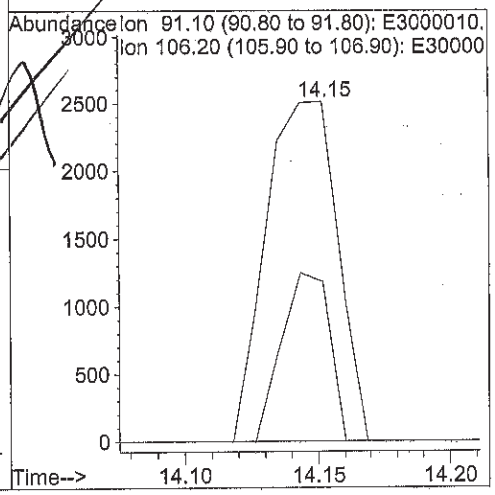

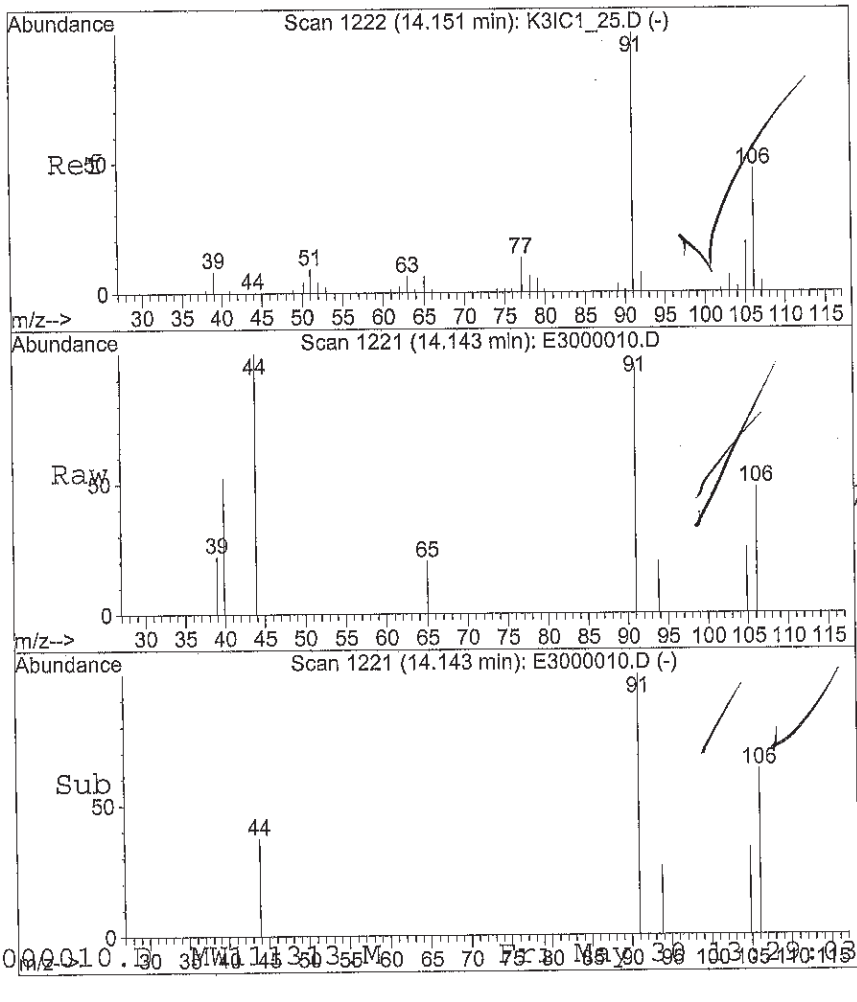

#52
m,p-Xylenes
Concen: 0.29 ug/L
RT: 14.14 min Scan# 1221
Delta R.T. -0.01 min
Lab File: E3000010.D
Acq: 30 May 2014 1:01 pm

Tgt Ion:106 Resp: 1852

Ion	Ratio	Lower	Upper
106	100		
91	253.6	177.1	265.7

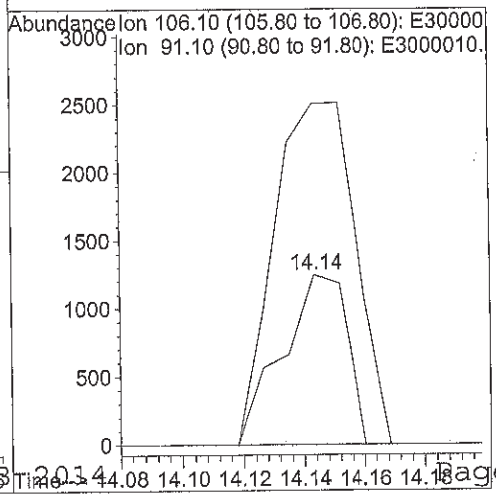

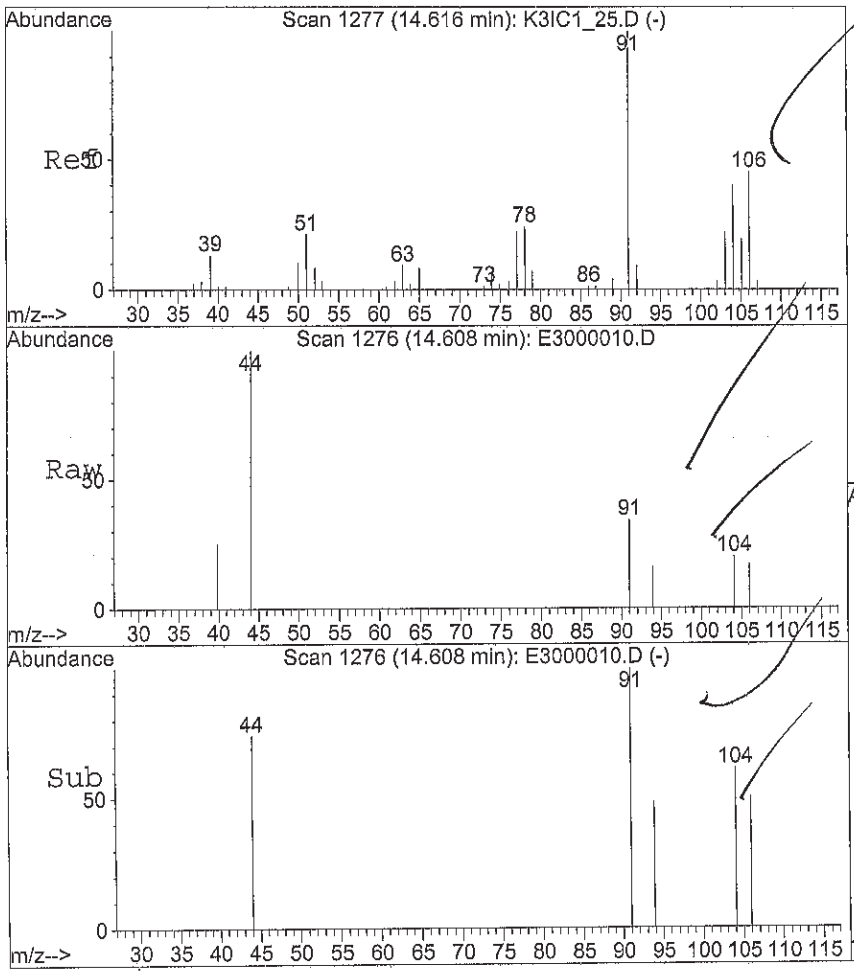

#53
o-Xylene
Concen: 0.05 ug/L
RT: 14.61 min Scan# 1276
Delta R.T. -0.01 min
Lab File: E3000010.D
Acq: 30 May 2014 1:01 pm

Tgt Ion:106 Resp: 307

Ion	Ratio	Lower	Upper
106	100		
91	811.1	179.0	268.6#

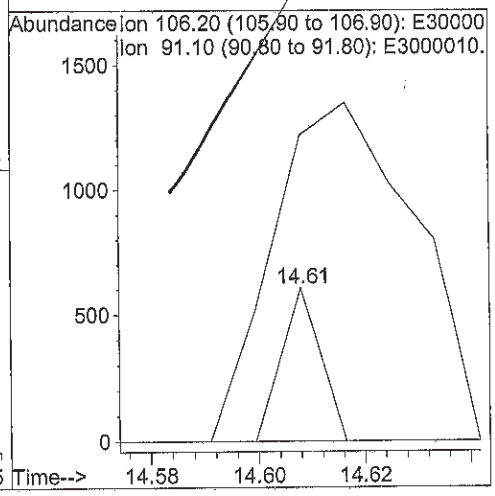

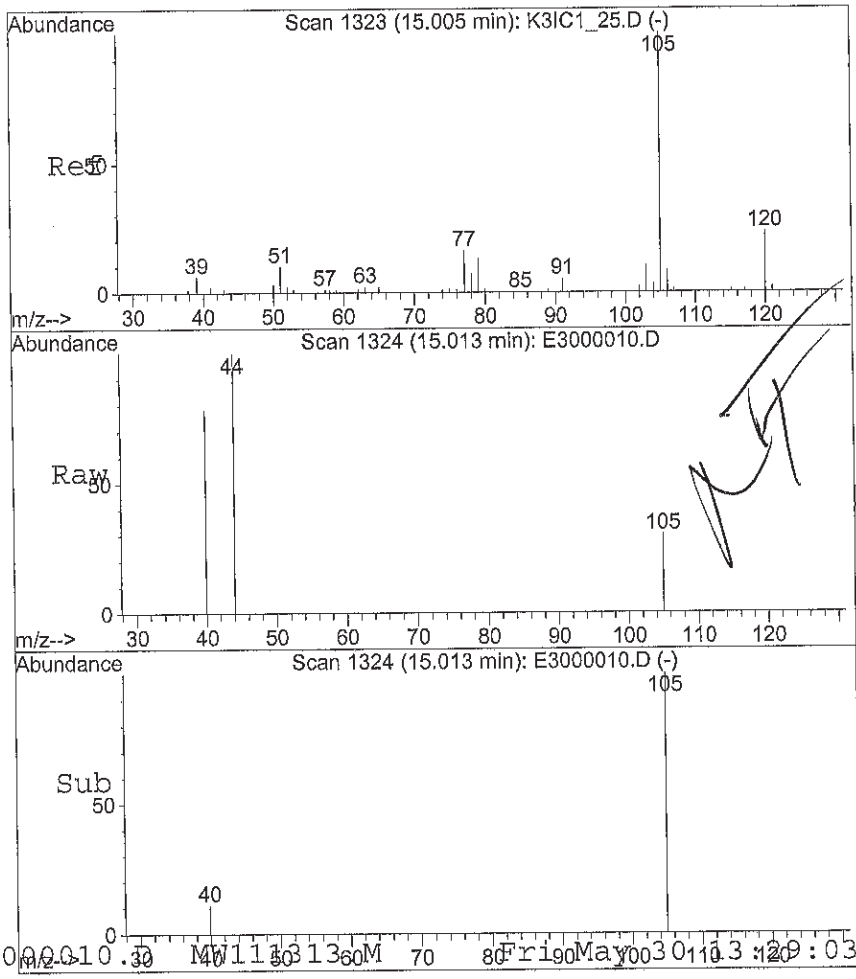

#56
Isopropylbenzene
Concen: 0.02 ug/L
RT: 15.01 min Scan# 1324
Delta R.T. 0.01 min
Lab File: E3000010.D
Acq: 30 May 2014 1:01 pm

Tgt Ion:105 Resp: 303

Ion	Ratio	Lower	Upper
105	100		
120	0.0	19.3	28.9#
77	0.0	13.1	19.7#

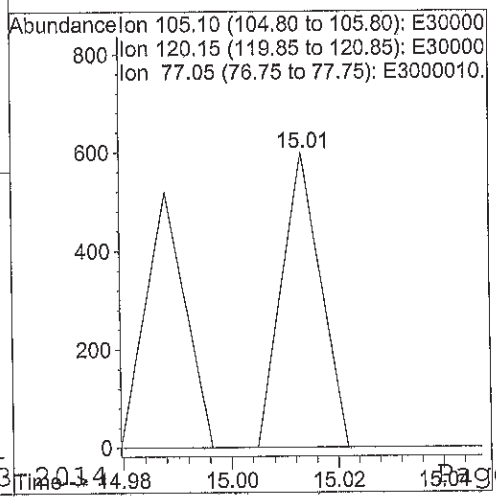

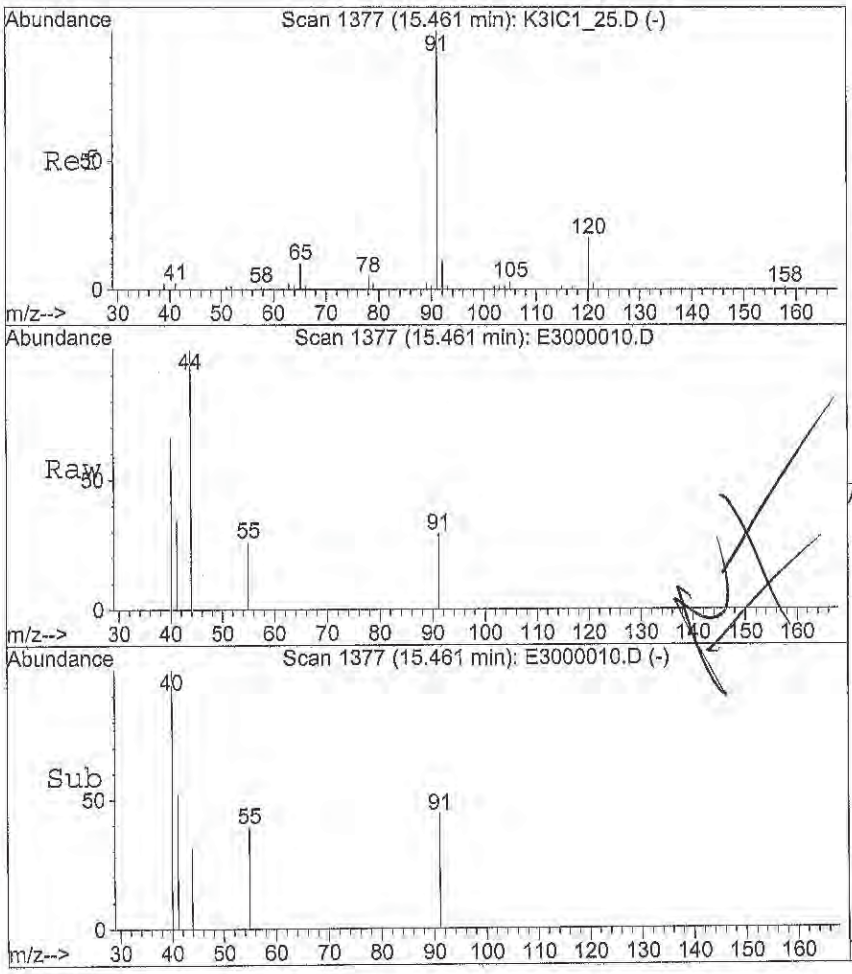

#62
n-Propylbenzene
Concen: 0.04 ug/L
RT: 15.46 min Scan# 1377
Delta R.T. 0.00 min
Lab File: E3000010.D
Acq: 30 May 2014 1:01 pm

Tgt Ion: 91 Resp: 1121

Ion	Ratio	Lower	Upper
91	100		
120	0.0	16.1	24.1#

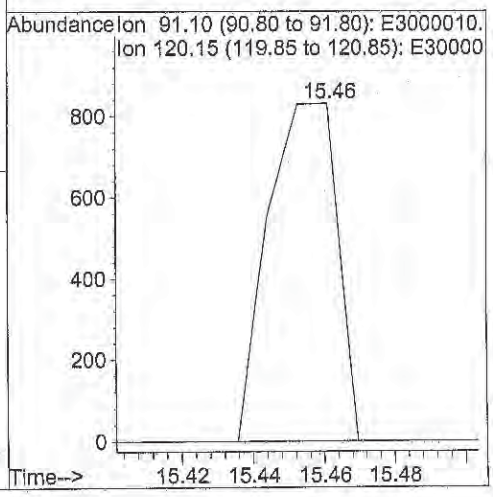

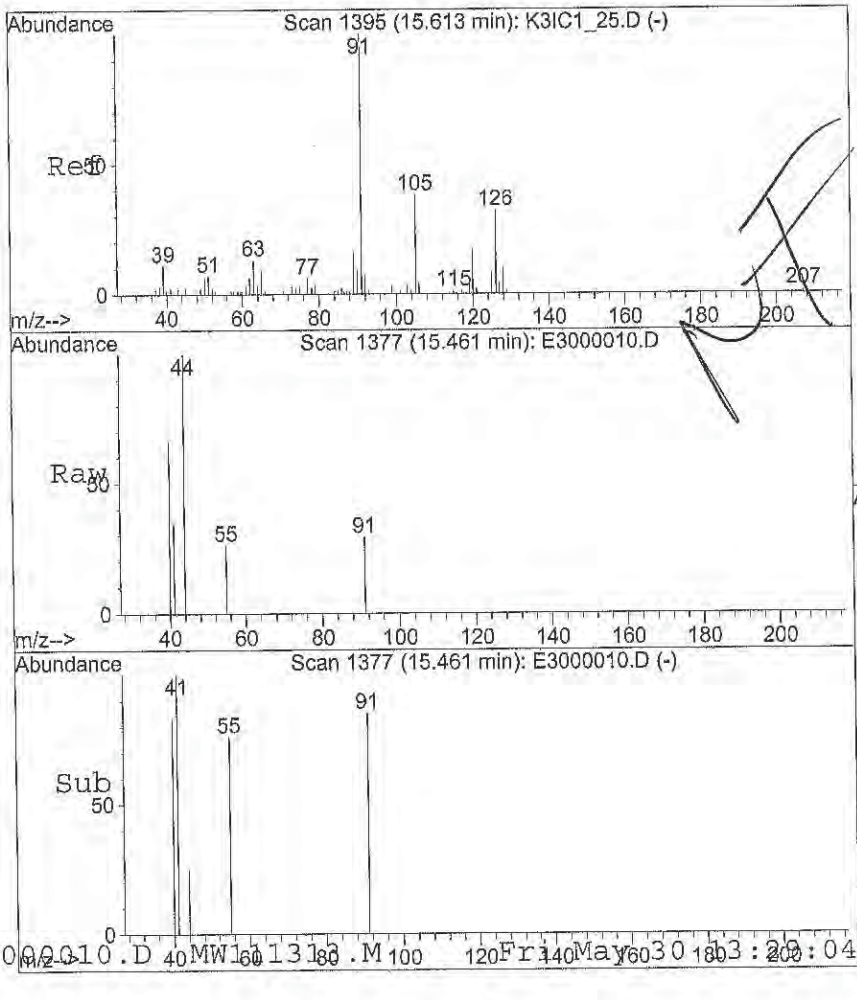

#63
2-Chlorotoluene
Concen: 0.07 ug/L
RT: 15.46 min Scan# 1377
Delta R.T. -0.15 min
Lab File: E3000010.D
Acq: 30 May 2014 1:01 pm

Tgt Ion: 91 Resp: 1121

Ion	Ratio	Lower	Upper
91	100		
126	0.0	24.0	36.0#

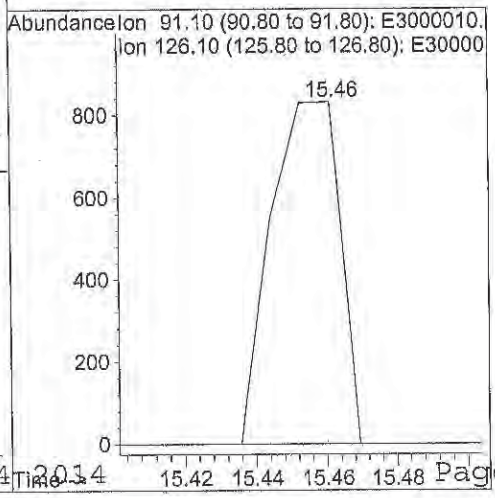

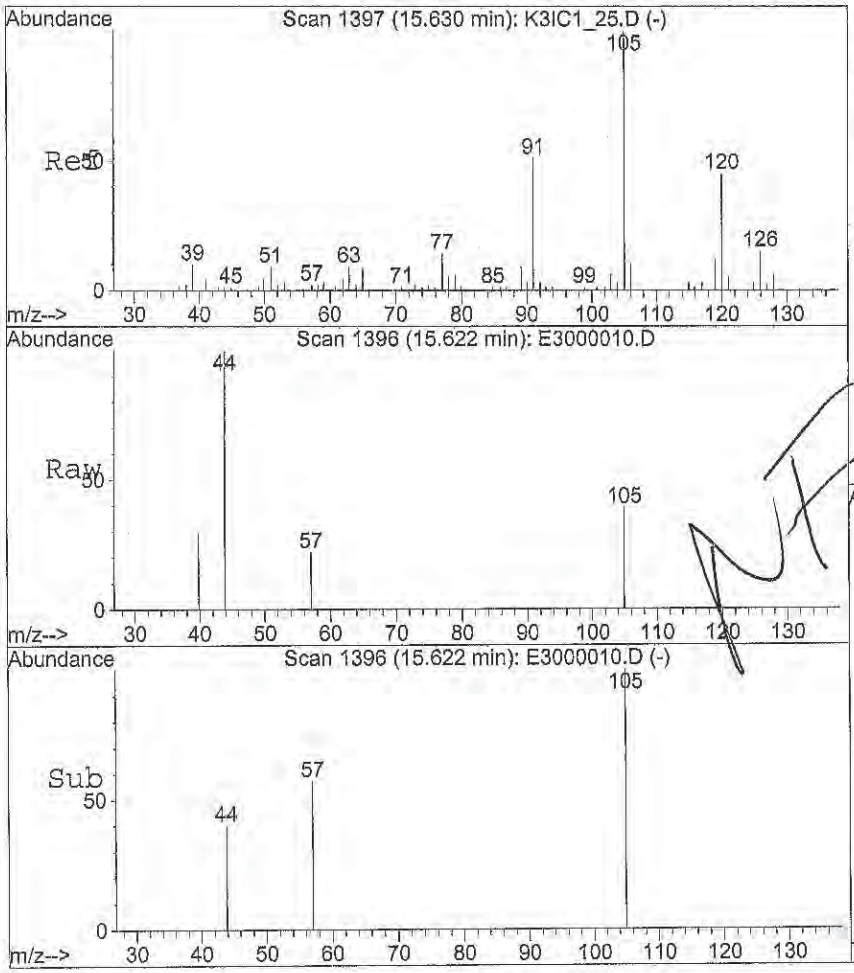

#64
1,3,5-Trimethylbenzene
Concen: 0.05 ug/L
RT: 15.62 min Scan# 1396
Delta R.T. -0.01 min
Lab File: E3000010.D
Acq: 30 May 2014 1:01 pm

Tgt Ion:105 Resp: 856

Ion	Ratio	Lower	Upper
105	100		
120	0.0	36.4	54.6#

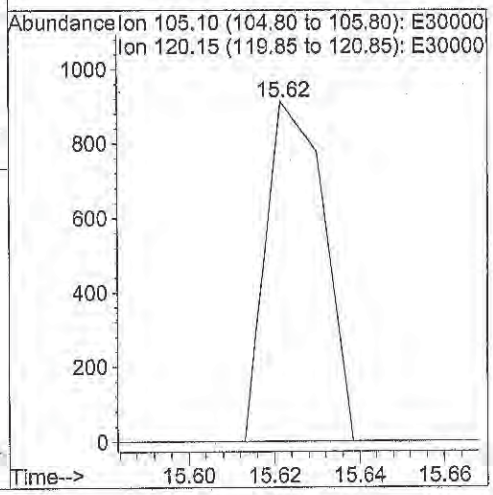

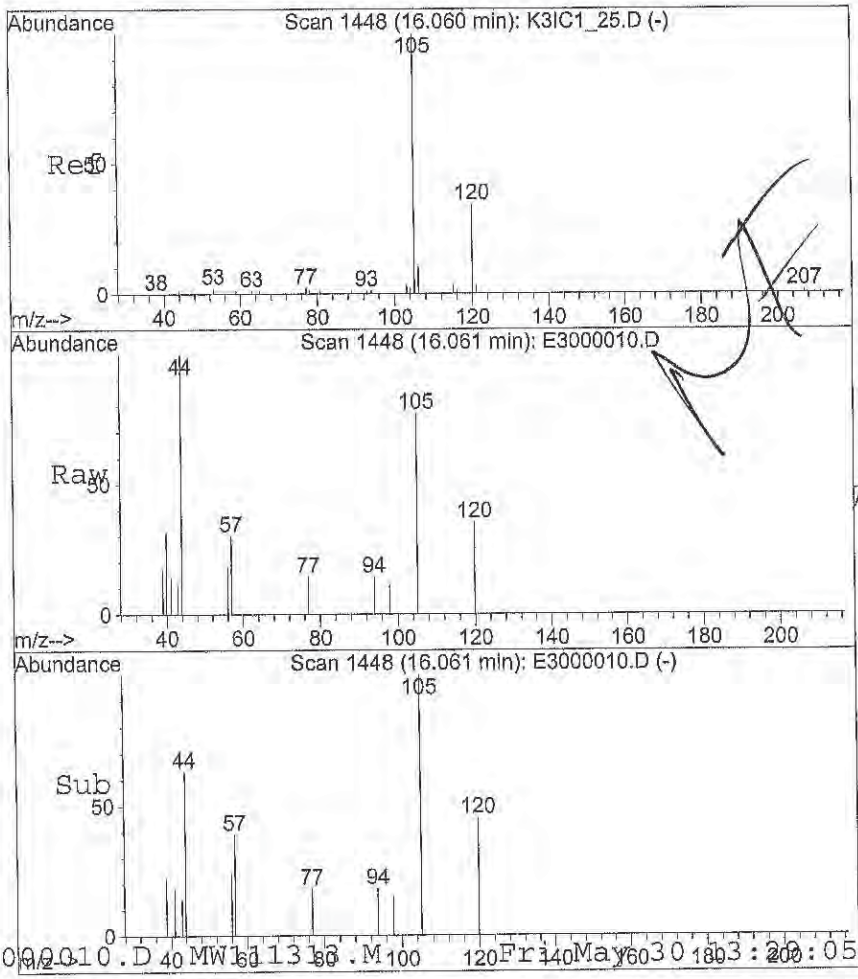

#67
1,2,4-Trimethylbenzene
Concen: 0.41 ug/L
RT: 16.06 min Scan# 1448
Delta R.T. 0.00 min
Lab File: E3000010.D
Acq: 30 May 2014 1:01 pm

Tgt Ion:105 Resp: 6701

Ion	Ratio	Lower	Upper
105	100		
120	37.5	33.8	50.8

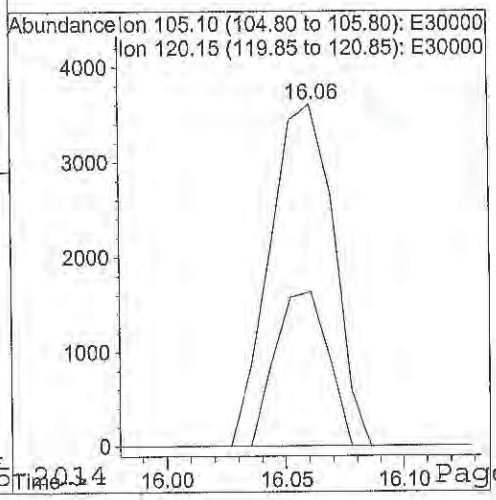

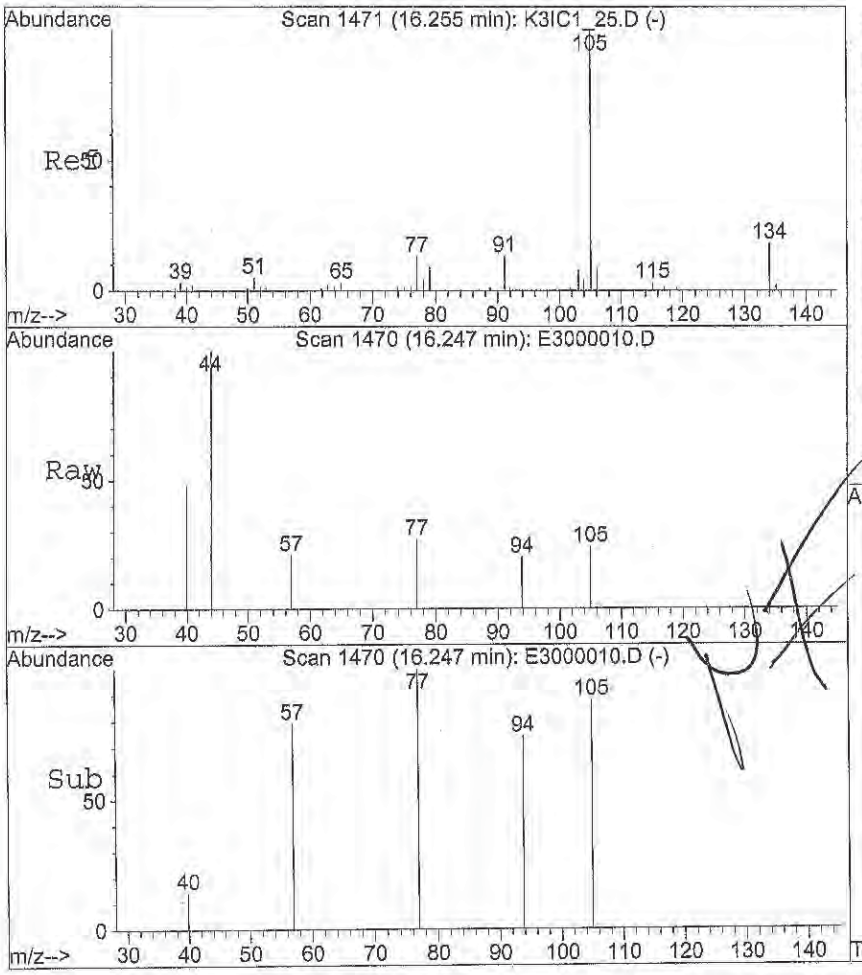

#68
sec-Butylbenzene
Concen: 0.02 ug/L
RT: 16.25 min Scan# 1470
Delta R.T. -0.01 min
Lab File: E3000010.D
Acq: 30 May 2014 1:01 pm

Tgt Ion:105 Resp: 346

Ion	Ratio	Lower	Upper
105	100		
134	0.0	13.0	19.6#

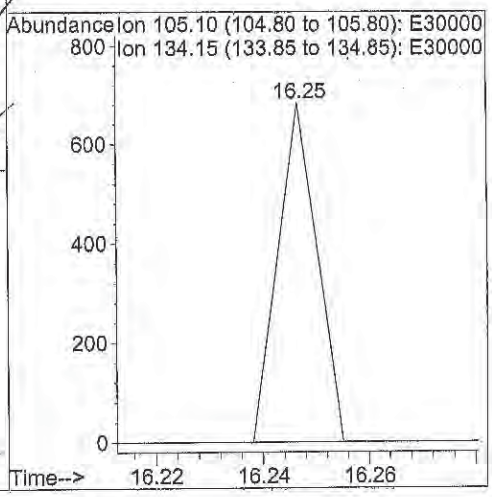

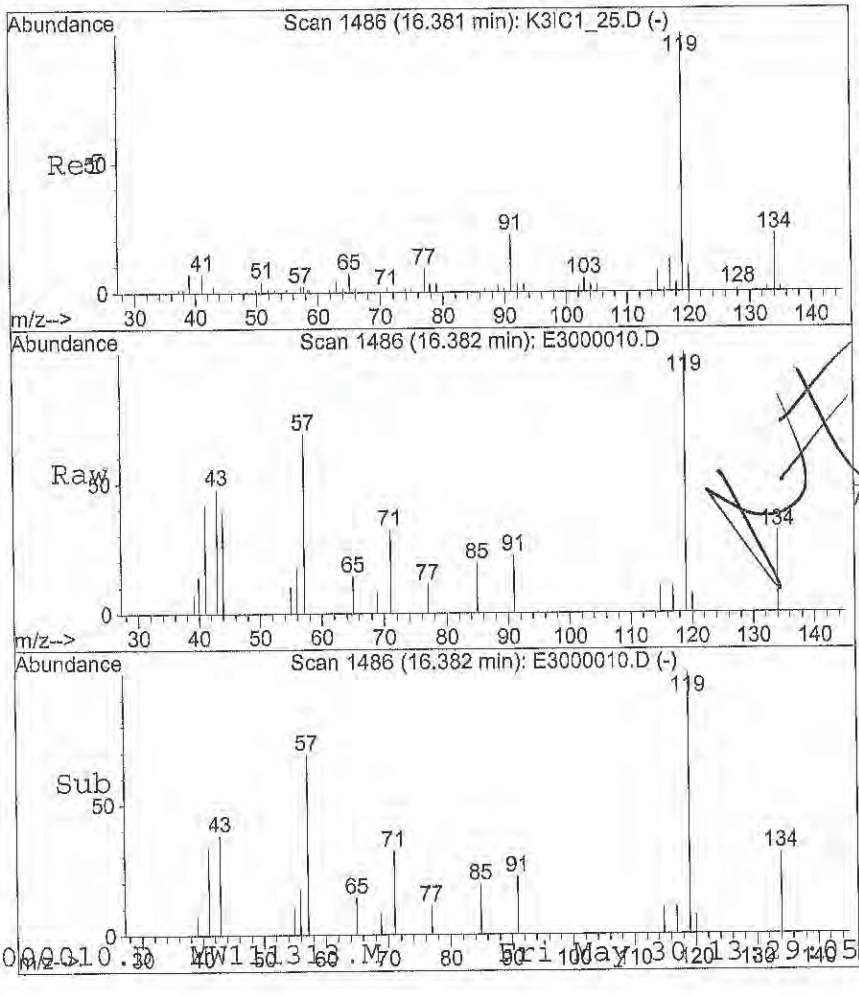

#69
p-Isopropyltoluene
Concen: 0.66 ug/L
RT: 16.38 min Scan# 1486
Delta R.T. 0.00 min
Lab File: E3000010.D
Acq: 30 May 2014 1:01 pm

Tgt Ion:119 Resp: 11244

Ion	Ratio	Lower	Upper
119	100		
134	20.0	17.4	26.2
91	24.0	19.6	29.4

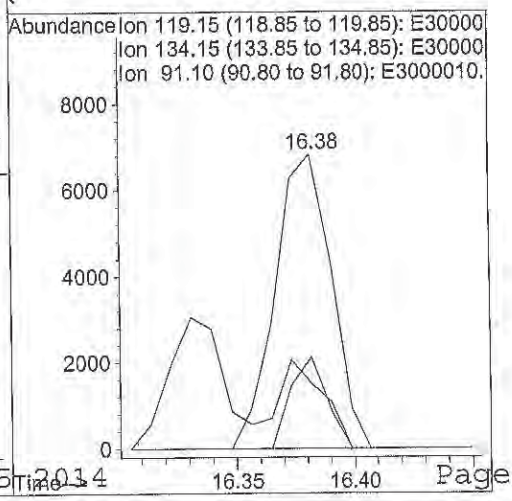

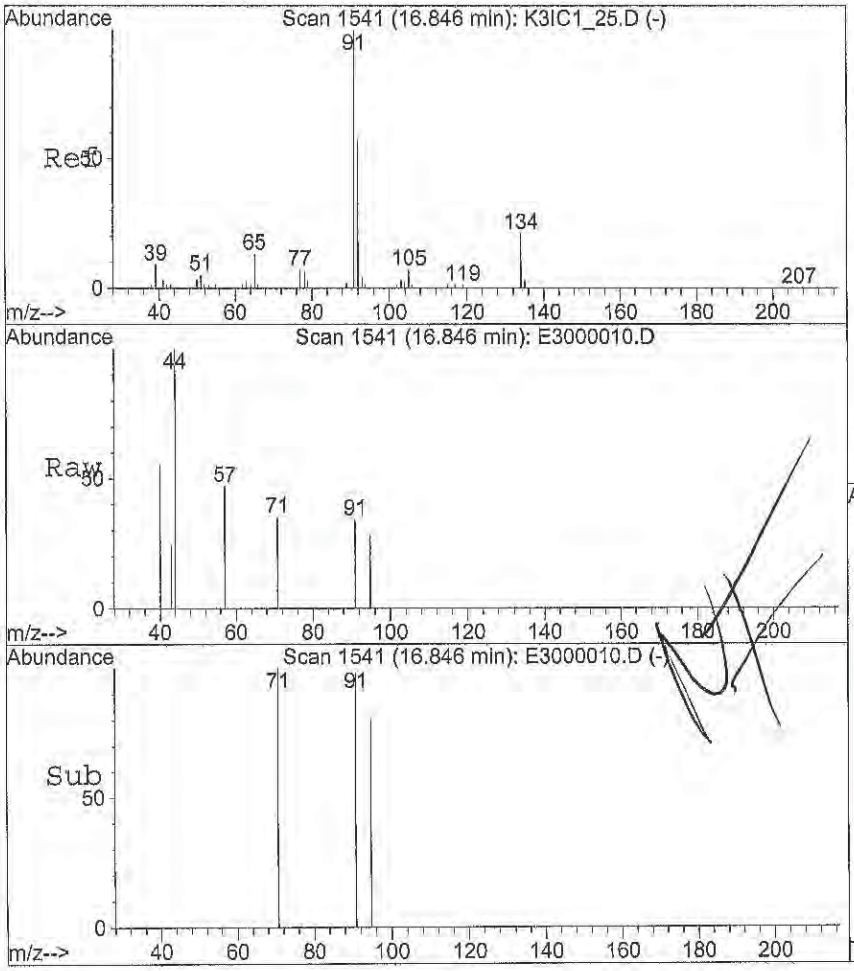

#72
n-Butylbenzene
Concen: 0.02 ug/L
RT: 16.85 min Scan# 1541
Delta R.T. 0.00 min
Lab File: E3000010.D
Acq: 30 May 2014 1:01 pm

Tgt Ion: 91 Resp: 386

Ion	Ratio	Lower	Upper
91	100		
92	0.0	47.0	70.4#
134	0.0	18.1	27.1#

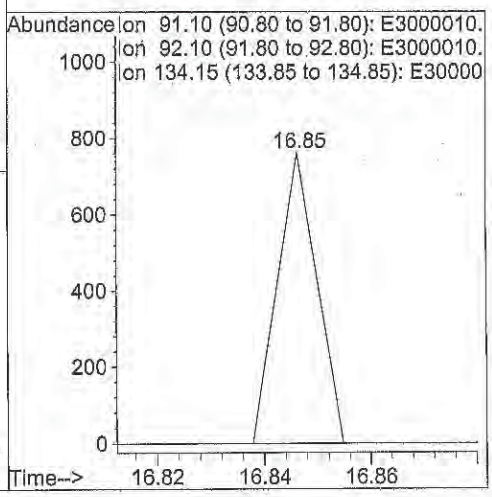

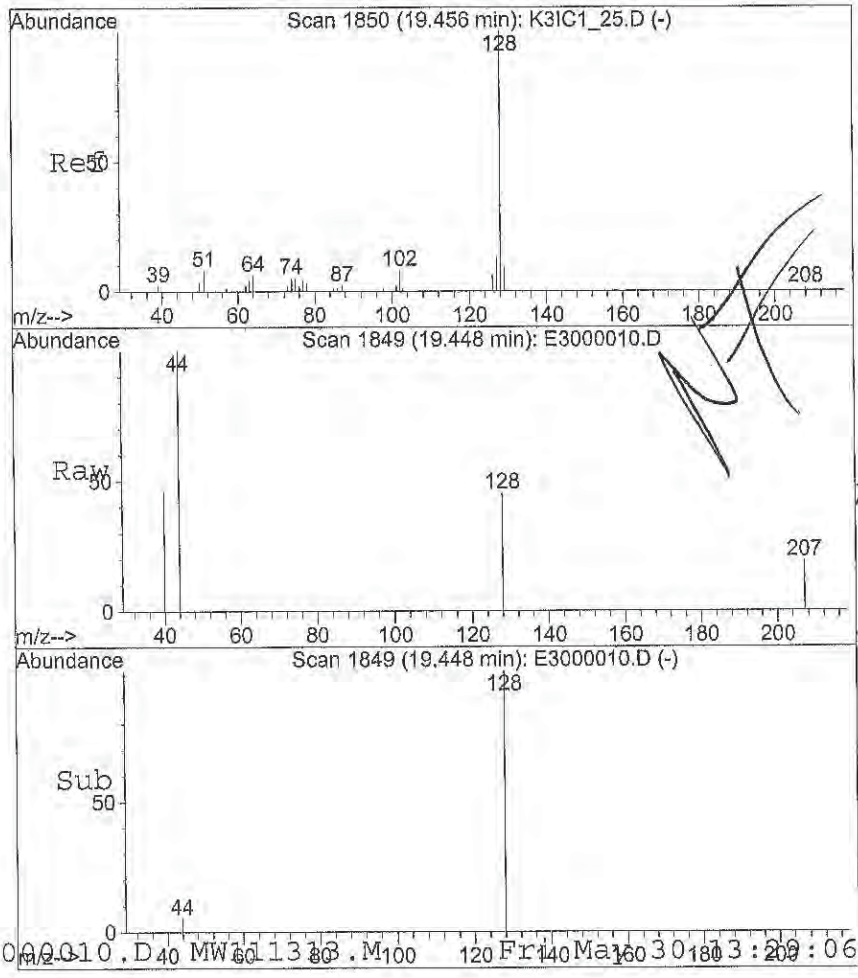

#77
Naphthalene
Concen: 0.22 ug/L
RT: 19.45 min Scan# 1849
Delta R.T. -0.01 min
Lab File: E3000010.D
Acq: 30 May 2014 1:01 pm

Tgt Ion:128 Resp: 2759

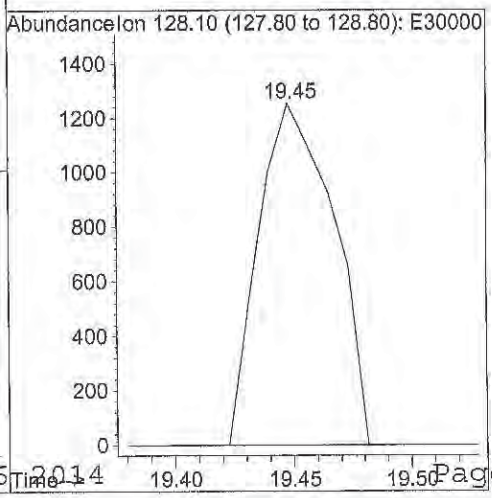

Quantitation Report (Not Reviewed)

Data File : C:\HPCHEM\1\DATA\053014L3\E3000010.D Vial: 1
Acq On : 30 May 2014 1:01 pm Operator: DN
Sample : 3E43001-09 Inst : GC/MS Ins
Misc : 100cc FB-053014 Multiplr: 10.00
MS Integration Params: rteint.p
Quant Time: May 30 13:24 19114 Quant Results File: SS072713.RES

Quant Method : C:\HPCHEM\1\METHODS\SS072713.M (RTE Integrator)
Title : 8260B GC/MS #3 ICAL SSSF 07/27/13 DN
Last Update : Mon Nov 18 10:31:39 2013
Response via : Initial Calibration
DataAcq Meth : MW111313

Internal Standards	R.T.	QIon	Response	Conc	Units	Dev(Min)
1) Fluorobenzene (IS)	10.28	96	1340657	12.50	ug/L	-0.03
7) Chlorobenzene-d5 (IS)	13.92	117	1139225	12.50	ug/L	-0.01
10) 1,4-Dichlorobenzene-d4 (IS	16.51	152	627627	12.50	ug/L	0.00
System Monitoring Compounds						
2) Dibromofluoromethane (SU1)	9.43	113	395584	11.35	ug/L	0.00
Spiked Amount 12.500	Range 75 - 125		Recovery = 90.80%			
3) Chloroform-d (SU6)	9.18	84	608644	12.17	ug/L	-0.01
Spiked Amount 12.500	Range 70 - 140		Recovery = 97.36%			
4) Methylene Chloride-d2 (SU5	7.06	86	358842	12.27	ug/L	-0.02
Spiked Amount 12.500	Range 70 - 140		Recovery = 98.16%			
5) 1,2-Dichloroethane-d4 (SU2	9.89	65	388115	16.29	ug/L	0.00
Spiked Amount 12.500	Range 75 - 125		Recovery = 130.32%#			
6) Benzene-d6 (SU7)	9.92	84	1192268	11.33	ug/L	-0.03
Spiked Amount 12.500	Range 70 - 140		Recovery = 90.64%			
8) Toluene-d8 (SU3)	12.20	98	1197814	11.08	ug/L	-0.02
Spiked Amount 12.500	Range 75 - 125		Recovery = 88.64%			
9) 4-Bromofluorobenzene (SU4)	15.22	95	638434	14.31	ug/L	-0.01
Spiked Amount 12.500	Range 75 - 125		Recovery = 114.48%			

Target Compounds Qvalue

(#) = qualifier out of range (m) = manual integration

Quantitation Report

Data File : C:\HPCHEM\1\DATA\053014L3\E3000010.D Vial: 1
Acq On : 30 May 2014 1:01 pm Operator: DN
Sample : 3E43001-09 Inst : GC/MS Ins
Misc : 100cc FB-053014 Multiplr: 10.00
MS Integration Params: rteint.p
Quant Time: May 30 13:24 19114 Quant Results File: SS072713.RES

Method : C:\HPCHEM\1\METHODS\SS072713.M (RTE Integrator)
Title : 8260B GC/MS #3 ICAL SSSF 07/27/13 DN
Last Update : Mon Nov 18 10:31:39 2013
Response via : Initial Calibration

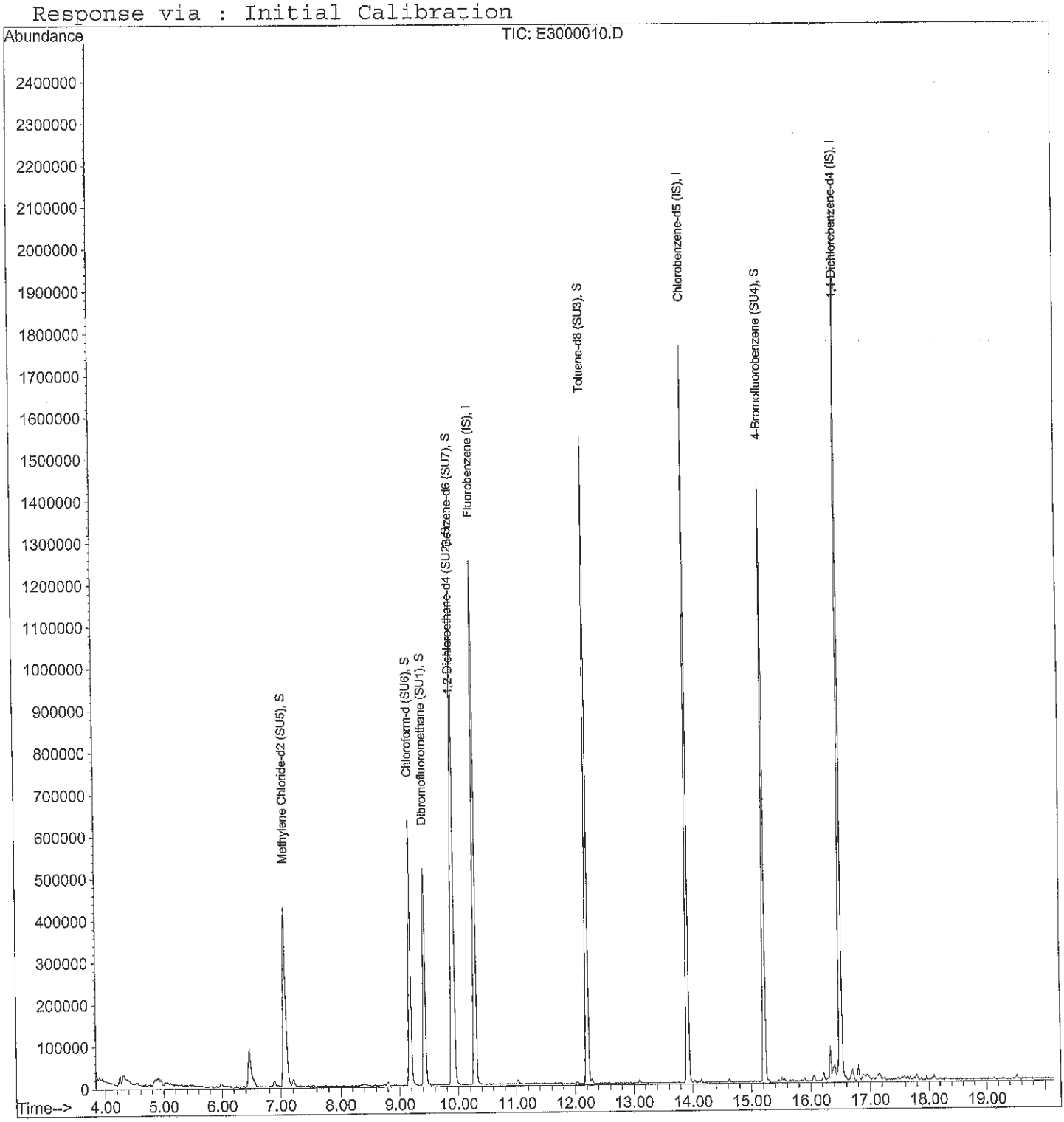

Quantitation Report (QT Reviewed)

Data File : C:\HPCHEM\1\DATA\053014L3\E30LCS02.D Vial: 9
Acq On : 30 May 2014 1:30 pm Operator: DN
Sample : 34E3001-BSD1 Inst : GC/MS Ins
Misc : 20cc 1.25/2.5/12.5 ug/L LCS Multiplr: 1.00
MS Integration Params: rteint.p
Quant Time: May 30 13:55 19114 Quant Results File: MW111313.RES

Quant Method : C:\HPCHEM\1\METHODS\MW111313.M (RTE Integrator)
Title : 8260B GC/MS #3 ICAL 11/13/13 DN
Last Update : Wed Nov 13 19:38:32 2013
Response via : Initial Calibration
DataAcq Meth : MW111313

Internal Standards	R.T.	QIon	Response	Conc	Units	Dev(Min)
1) Fluorobenzene (IS)	10.29	96	1547770	12.50	ug/L	0.00
38) Chlorobenzene-d5 (IS)	13.92	117	1115262	12.50	ug/L	0.00
59) 1,4-Dichlorobenzene-d4 (IS	16.51	152	545884	12.50	ug/L	0.00
System Monitoring Compounds						
2) Dibromofluoromethane (SU1)	9.43	113	427871	11.08	ug/L	0.01
Spiked Amount 12.500	Range 75 - 125		Recovery = 88.64%			
28) 1,2-Dichloroethane-d4 (SU2	9.91	65	414240	11.29	ug/L	0.01
Spiked Amount 12.500	Range 75 - 125		Recovery = 90.32%			
39) Toluene-d8 (SU3)	12.21	98	1303218	12.53	ug/L	0.00
Spiked Amount 12.500	Range 75 - 125		Recovery = 100.24%			
58) 4-Bromofluorobenzene (SU4)	15.22	95	573471	12.57	ug/L	0.00
Spiked Amount 12.500	Range 75 - 125		Recovery = 100.56%			
Target Compounds						Qvalue
3) (F12) Dichlorodifluorometh	4.10	85	51958	1.37	ug/L	98
4) Chloromethane	4.47	50	34881	1.22	ug/L	81
5) Vinyl Chloride	4.60	62	31442	1.15	ug/L	85
6) Bromomethane	5.16	96	22295	1.13	ug/L	92
7) Chloroethane	5.29	64	14926	1.24	ug/L	82
8) (F11) Trichlorofluorometha	5.67	101	64263	1.51	ug/L	99
9) (F113) 1,1,2-Trichloro-tri	6.37	151	34826	1.14	ug/L	90
10) 1,1-Dichloroethene	6.44	96	49097	1.34	ug/L	93
11) Acetone	6.45	58	19157	3.33	ug/L	95
12) (IPA) Leak Check Compound	6.54	45	44451	23.90	ug/L #	64
13) Carbon disulfide	6.86	76	162219	1.26	ug/L	97
14) Methylene Chloride	7.11	84	51208	1.20	ug/L	92
15) (TBA) tert-Butanol	7.09	59	1367	0.52	ug/L #	77
16) (MTBE) Methyl-t-butyl ethe	7.41	73	64574	0.74	ug/L	97
17) trans-1,2-Dichloroethene	7.49	96	49070	1.18	ug/L	92
18) 1,1-Dichloroethane	8.08	63	90038	1.29	ug/L	94
19) cis-1,2-Dichloroethene	8.84	96	57490	1.19	ug/L	86
21) (MEK) 2-Butanone	8.81	72	4012	0.92	ug/L #	30
22) (DIPE) Diisopropyl Ether	8.02	45	149690	1.24	ug/L	98
23) Bromochloromethane	9.17	128	22085	1.07	ug/L #	80
24) Chloroform	9.22	83	93029	1.15	ug/L	94
25) (ETBE) 2-ethoxy 2-methyl p	8.50	59	94086	0.84	ug/L #	99

(#) = qualifier out of range (m) = manual integration

Quantitation Report (QT Reviewed)

Data File : C:\HPCHEM\1\DATA\053014L3\E30LCS02.D Vial: 9
Acq On : 30 May 2014 1:30 pm Operator: DN
Sample : 34E3001-BSD1 Inst : GC/MS Ins
Misc : 20cc 1.25/2.5/12.5 ug/L LCS Multiplr: 1.00
MS Integration Params: rteint.p
Quant Time: May 30 13:55 19114 Quant Results File: MW111313.RES

Quant Method : C:\HPCHEM\1\METHODS\MW111313.M (RTE Integrator)
Title : 8260B GC/MS #3 ICAL 11/13/13 DN
Last Update : Wed Nov 13 19:38:32 2013
Response via : Initial Calibration
DataAcq Meth : MW111313

Compound	R.T.	QIon	Response	Conc Unit	Qvalue
26) 1,1,1-Trichloroethane	10.29	97	78827	1.23 ug/L	93
27) (TAME) tert-Amyl methyl et	10.01	73	85885	0.88 ug/L	99
29) 1,1-Dichloropropene	9.69	75	65700	1.10 ug/L	95
30) Carbon Tetrachloride	13.89	117	54620	1.05 ug/L	100
31) Benzene	9.99	78	174066	1.19 ug/L	93
32) 1,2-Dichloroethane	10.00	62	59858	1.16 ug/L #	93
33) Trichloroethene	10.74	130	54283	1.15 ug/L	98
34) 1,2-Dichloropropane	11.05	63	44741	1.29 ug/L	90
35) Dibromomethane	11.21	93	31273	1.15 ug/L	94
36) Bromodichloromethane	11.35	83	53874	0.98 ug/L	94
37) cis-1,3-Dichloropropene	11.87	75	51233	0.86 ug/L	96
40) (MIBK) 4-Methyl-2-Pentanon	12.12	43	8955	0.40 ug/L #	100
41) Toluene	12.29	91	184519	1.21 ug/L	98
42) trans-1,3-Dichloropropene	12.52	75	39676	0.79 ug/L	80
43) 1,1,2-Trichloroethane	12.75	83	33386	1.22 ug/L	92
44) Tetrachloroethene	12.95	164	60174	1.13 ug/L	97
45) 1,3-Dichloropropane	12.96	76	61226	1.17 ug/L	98
46) 2-Hexanone	12.97	43	26669	1.09 ug/L	94
47) Dibromochloromethane	13.25	129	43263	1.10 ug/L	96
48) 1,2-Dibromoethane	13.43	107	44627	1.26 ug/L	97
49) Chlorobenzene	13.95	112	126242	1.23 ug/L	97
50) 1,1,1,2-Tetrachloroethane	14.02	131	40683	1.12 ug/L	96
51) Ethylbenzene	14.03	91	217884	1.26 ug/L	97
52) m,p-Xylenes	14.15	106	158955	2.59 ug/L	96
53) o-Xylene	14.62	106	75293	1.24 ug/L	99
54) Styrene	14.63	104	120583	1.37 ug/L	98
55) Bromoform	14.91	173	23433	1.05 ug/L #	94
56) Isopropylbenzene	15.01	105	205551	1.24 ug/L	100
57) 1,2,3-Trichloropropane	15.42	75	47399	1.04 ug/L #	1
60) 1,1,2,2-Tetrachloroethane	15.34	83	46264	1.18 ug/L	100
61) Bromobenzene	15.44	156	55744	1.30 ug/L	89
62) n-Propylbenzene	15.46	91	259066	1.17 ug/L	99
63) 2-Chlorotoluene	15.62	91	170422	1.25 ug/L	95
64) 1,3,5-Trimethylbenzene	15.62	105	165405	1.22 ug/L	99
65) 4-Chlorotoluene	15.73	91	161000	1.28 ug/L	100
66) tert-Butylbenzene	16.01	119	138206	1.19 ug/L	94
67) 1,2,4-Trimethylbenzene	16.06	105	172772	1.22 ug/L	94

(#) = qualifier out of range (m) = manual integration

Quantitation Report (QT Reviewed)

Data File : C:\HPCHEM\1\DATA\053014L3\E30LCS02.D Vial: 9
Acq On : 30 May 2014 1:30 pm Operator: DN
Sample : 34E3001-BSD1 Inst : GC/MS Ins
Misc : 20cc 1.25/2.5/12.5 ug/L LCS Multiplr: 1.00
MS Integration Params: rteint.p
Quant Time: May 30 13:55 19114 Quant Results File: MW111313.RES

Quant Method : C:\HPCHEM\1\METHODS\MW111313.M (RTE Integrator)
Title : 8260B GC/MS #3 ICAL 11/13/13 DN
Last Update : Wed Nov 13 19:38:32 2013
Response via : Initial Calibration
DataAcq Meth : MW111313

Compound	R.T.	QIon	Response	Conc Unit	Qvalue
68) sec-Butylbenzene	16.25	105	227066	1.24 ug/L	100
69) p-Isopropyltoluene	16.38	119	177851	1.19 ug/L	96
70) 1,3-Dichlorobenzene	16.44	146	99954	1.24 ug/L	99
71) 1,4-Dichlorobenzene	16.54	146	104443	1.29 ug/L	97
72) n-Butylbenzene	16.85	91	190626	1.22 ug/L	99
73) 1,2-Dichlorobenzene	16.99	146	94385	1.31 ug/L	97
74) 1,2-Dibromo-3-chloropropan	17.93	75	5758	0.99 ug/L #	68
75) 1,2,4-Trichlorobenzene	19.04	180	58683	1.21 ug/L	98
76) Hexachlorobutadiene	19.21	225	29845	1.36 ug/L	95
77) Naphthalene	19.45	128	113589	1.05 ug/L	100
78) Hexachloroethane	17.30	201	17704	1.12 ug/L	92
79) 1,2,3-Trichlorobenzene	19.81	180	51450	1.11 ug/L	99

(#) = qualifier out of range (m) = manual integration

Quantitation Report

Data File : C:\HPCHEM\1\DATA\053014L3\E30LCS02.D Vial: 9
Acq On : 30 May 2014 1:30 pm Operator: DN
Sample : 34E3001-BSD1 Inst : GC/MS Ins
Misc : 20cc 1.25/2.5/12.5 ug/L LCS Multiplr: 1.00
MS Integration Params: rteint.p
Quant Time: May 30 13:55 19114 Quant Results File: MW111313.RES

Method : C:\HPCHEM\1\METHODS\MW111313.M (RTE Integrator)
Title : 8260B GC/MS #3 ICAL 11/13/13 DN
Last Update : Wed Nov 13 19:38:32 2013
Response via : Initial Calibration

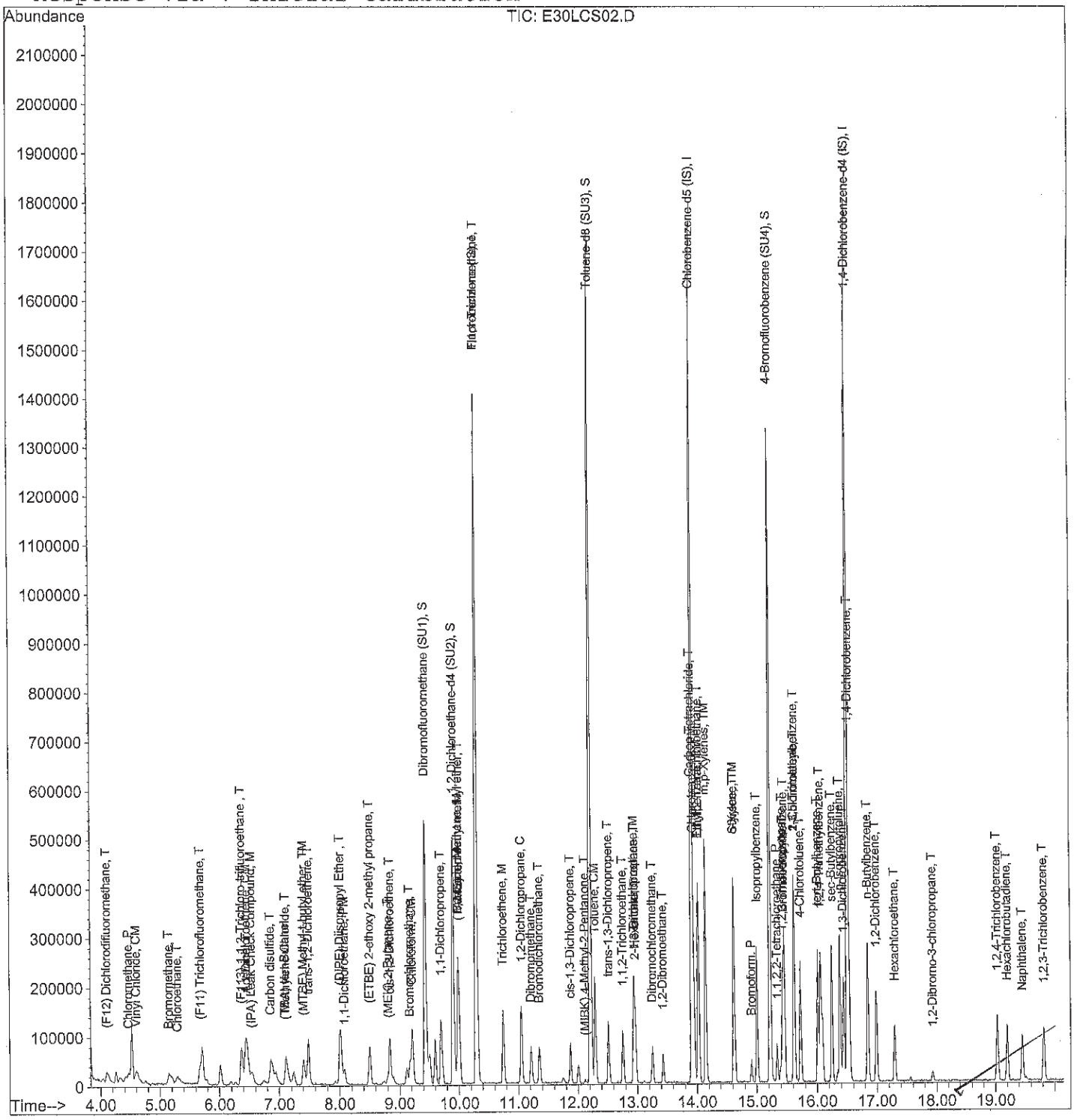

ENVIRONMENTAL SUPPORT TECHNOLOGIES

16510 Aston St. Irvine, CA 92606
Tel (949) 679-9500 Fax (949) 679-9501

www.est-inc.com

SOIL GAS SURVEY
SANTA SUSANA FIELD LABORATORY:
DEPARTMENT OF ENERGY
5800 WOOLSEY CANYON ROAD
CANOGA PARK, CA

LEVEL IV DATA PACKAGE

MWH AMERICAS
2121 NORTH CALIFORNIA BLVD.
SUITE 600
WALNUT CREEK, CA

EST2754
June 2, 2014

EST
ENVIRONMENTAL SUPPORT TECHNOLOGIES

Table of Contents

1 Chain-of-Custody

2 Sample Results with Analysis and Extractions Preparation Dates

3 Summary of Initial Calibration

4 Continuing Calbration Verification

5 Summary of Internal Standards

6 Instrument Tuning

7 Injection Log

8 Sample Log Sheet

9 Case Narrative

10 Raw Data for QC Samples and Initial Calibration, Duplicate Samples (DS)

11 Raw Data for QC Samples and Initial Calibration, Laboratory Control Samples (LCS)

12 Raw Data for QC Samples and Initial Calibration, Blank

13 Raw Data for Analyzed Samples Including Chromatograms, Quantitation Reports and Spectra

CHAIN-OF-CUSTODY

CHAIN-OF-CUSTODY RECORD

Environmental Support Technologies
16510 Aston St., Irvine, CA 92606 · Tel (949) 679-9500 · Fax (949) 679-9501

Client: MWH Americas
Address: 250 North Madison Avenue
Pasadena, Ca
Project Manager: Sarah Von Raesfield

Sampler Name: Mike Marello
EST Project#: **EST2754**
Site Location: SSFL
Phone: ( )

Page: of
Custody Seals:
Email:

Turnaround Time: (Check one)
Normal:
Rush: X

Sample Receipt
Intact: Yes: X No:
On Ice: Yes: No: X N/A
Custody Seals: Yes: No: X
N/A (Received on Site):

Sample Name	Sample Matrix	Container Type	# of Container	Sampling Date	Sampling Time	Preservative Type	Purge Volume (ml)	Vacuum (inches of H_2O)	8260B VOC's						Special Instructions
Equipment Blank	Air	Glass Bulb	1	6/2/2014	1125	Surr			X						Bulb # 9
SVL-528-SA8-SV-5.0-6.0	Air	Glass Bulb	1	6/2/2014	908	Surr			X						Bulb # 7
SVL-528-SA8-SV-11.0-12.0	Air	Glass Bulb	1	6/2/2014	935	Surr			X						Bulb # 6
SVL-528-SA8-SV-18.5-19.5	Air	Glass Bulb	1	6/2/2014	958	Surr			X						Bulb # 12
SVL-505-SA5C-SV-5.0-6.0	Air	Glass Bulb	1	6/2/2014	1052	Surr			X						Bulb # 10
SVL-505-SA5C-SV-10.0-11.0	Air	Glass Bulb	1	6/2/2014	1124	Surr			X						Bulb # 3
SVL-805-SA5C-SV-10.0-11.0	Air	Glass Bulb	1	6/2/2014	1124	Surr			X						Bulb # 1
SVL-505-SA5C-SV-15.0-16.0	Air	Glass Bulb	1	6/2/2014	1159	Surr			X						Bulb # 11
FB-060214	Air	Glass Bulb	1	6/2/2014	1331	Surr			X						Bulb # 2

Relinquished by: (Signature) Date/Time: 06/02/14
Received by: Date/Time:

Relinquished by: (Signature) Date/Time:
Received by: Date/Time:

SAMPLE RESULTS WITH ANALYSIS AND EXTRACTIONS PREPARATION DATES

June 17, 2014

Sarah Von Raesfield
MWH Americas, Inc.
250 No. Madison Avenue
Pasadena, CA 91107

RE: Santa Susana Field Laboratory, Canoga Park

Enclosed are the results of analyses for soil gas samples received by Environmental Support Technologies laboratory on 06/02/14 16:05. The analyses were performed according to the prescribed method as outlined by EPA 8260B. A shut in test was performed, leak test was performed, equipment blank was run, and selected purge volume was 3PV. If you have any questions concerning this report, please feel free to contact Project Manager.

Sincerely,

Ashley Flores

Ashley Flores
Project Manager

Environmental Support Technologies laboratories are certified by the California Department of Health Services (CDHS), Environmental Laboratory Accreditation Program (ELAP) No's. 2772, 2773, and 2767.

16510 Aston Street, Irvine, California 92606
Telephone: (949) 679-9500 Fax: (949) 679-9501

MWH Americas, Inc.
250 No. Madison Avenue
Pasadena, CA 91107

Project: Santa Susana Field Laboratory, Canoga Park
Project Number: EST2754
Project Manager: Sarah Von Raesfield

Reported:
17-Jun-14 08:33

ANALYTICAL REPORT FOR SAMPLES

Sample ID	Laboratory ID	Matrix	Date Sampled	Date Analyzed
Equipment Blank	3F40201-01	Air	02-Jun-14 11:25	02-Jun-14 11:46
SVL-528-SA8-SV-5.0-6.0	3F40201-02	Air	02-Jun-14 09:08	02-Jun-14 12:16
SVL-528-SA8-SV-11.0-12.0	3F40201-03	Air	02-Jun-14 09:35	02-Jun-14 13:21
SVL-528-SA8-SV-18.5-19.5	3F40201-04	Air	02-Jun-14 09:58	02-Jun-14 13:50
SVL-505-SA5C-SV-5.0-6.0	3F40201-05	Air	02-Jun-14 10:52	02-Jun-14 14:21
SVL-505-SA5C-SV-10.0-11.0	3F40201-06	Air	02-Jun-14 11:24	02-Jun-14 14:50
SVL-805-SA5C-SV-10.0-11.0	3F40201-07	Air	02-Jun-14 11:24	02-Jun-14 15:19
SVL-505-SA5C-SV-15.0-16.0	3F40201-08	Air	02-Jun-14 11:59	02-Jun-14 15:49
FB-060214	3F40201-09	Air	02-Jun-14 13:31	02-Jun-14 16:18

The results in this report apply to the samples analyzed in accordance with the chain of custody document. This analytical report must be reproduced in its entirety.

MWH Americas, Inc. 250 No. Madison Avenue Pasadena, CA 91107	Project: Santa Susana Field Laboratory, Canoga Park Project Number: EST2754 Project Manager: Sarah Von Raesfield	**Reported:** 17-Jun-14 08:33

Volatile Organic Compounds

Environmental Support Technologies

Analyte	Result	Reporting Limit	Units	Dilution	Batch	Prepared	Analyzed	Method	Notes
Equipment Blank (3F40201-01) Air Sampled: 06/02/14 11:25 Analyzed: 06/02/14 11:46									
1,1,1,2-Tetrachloroethane	ND	0.020	ug/l	1	34F0201	06/02/14	06/02/14	EPA 8260B	
1,1,1-Trichloroethane	ND	0.020	"	"	"	"	"	"	
1,1,2,2-Tetrachloroethane	ND	0.020	"	"	"	"	"	"	
1,1,2-Trichloro-trifluoroethane	ND	0.020	"	"	"	"	"	"	
1,1,2-Trichloroethane	ND	0.020	"	"	"	"	"	"	
1,1-Dichloroethane	ND	0.020	"	"	"	"	"	"	
1,1-Dichloroethene	ND	0.020	"	"	"	"	"	"	
1,2-Dichloroethane	ND	0.020	"	"	"	"	"	"	
Benzene	ND	0.020	"	"	"	"	"	"	
cis-1,2-Dichloroethene	ND	0.020	"	"	"	"	"	"	
Carbon tetrachloride	ND	0.020	"	"	"	"	"	"	
Chloroethane	ND	0.020	"	"	"	"	"	"	
Chloroform	ND	0.020	"	"	"	"	"	"	
Dichlorodifluoromethane	ND	0.020	"	"	"	"	"	"	
Ethylbenzene	ND	0.020	"	"	"	"	"	"	
Methylene Chloride	ND	0.020	"	"	"	"	"	"	
ortho-Xylene	ND	0.020	"	"	"	"	"	"	
meta- and para-Xylenes	ND	0.020	"	"	"	"	"	"	
trans-1,2-Dichloroethene	ND	0.020	"	"	"	"	"	"	
Tetrachloroethene	ND	0.020	"	"	"	"	"	"	
Toluene	ND	0.020	"	"	"	"	"	"	
Trichloroethene	ND	0.020	"	"	"	"	"	"	
Trichlorofluoromethane	ND	0.020	"	"	"	"	"	"	
Vinyl Chloride	ND	0.020	"	"	"	"	"	"	
gurro: ateD8 ibromofluoromethane		*90.1 %*		*75-2S5*	"	"	"	"	
gurro: ateDToluene-dB		*90.4 %*		*75-2S5*	"	"	"	"	
gurro: ateDl-6romofluorobenzene		*97.B %*		*75-2S5*	"	"	"	"	
gurro: ateD6enzene-dC		*22S %*		*70-210*	"	"	"	"	
gurro: ateDMhloroform-d		*204 %*		*70-210*	"	"	"	"	
gurro: ateD3 ethylene chloride-dS		*20C%*		*70-210*	"	"	"	"	

The results in this report apply to the samples analyzed in accordance with the chain of custody document. This analytical report must be reproduced in its entirety.

16510 Aston Street, Irvine, California 92606
Telephone: (949) 679-9500 Fax: (949) 679-9501

MWH Americas, Inc. 250 No. Madison Avenue Pasadena, CA 91107	Project: Santa Susana Field Laboratory, Canoga Park Project Number: EST2754 Project Manager: Sarah Von Raesfield	**Reported:** 17-Jun-14 08:33

Volatile Organic Compounds

Environmental Support Technologies

Analyte	Result	Reporting Limit	Units	Dilution	Batch	Prepared	Analyzed	Method	Notes
SVL-528-SA8-SV-5.0-6.0 (3F40201-02) Air Sampled: 06/02/14 09:08 Analyzed: 06/02/14 12:16									
1,1,1,2-Tetrachloroethane	ND	0.020	ug/l	1	34F0201	06/02/14	06/02/14	EPA 8260B	
1,1,1-Trichloroethane	ND	0.020	"	"	"	"	"	"	
1,1,2,2-Tetrachloroethane	ND	0.020	"	"	"	"	"	"	
1,1,2-Trichloro-trifluoroethane	ND	0.020	"	"	"	"	"	"	
1,1,2-Trichloroethane	ND	0.020	"	"	"	"	"	"	
1,1-Dichloroethane	ND	0.020	"	"	"	"	"	"	
1,1-Dichloroethene	ND	0.020	"	"	"	"	"	"	
1,2-Dichloroethane	ND	0.020	"	"	"	"	"	"	
Benzene	ND	0.020	"	"	"	"	"	"	
cis-1,2-Dichloroethene	ND	0.020	"	"	"	"	"	"	
Carbon tetrachloride	ND	0.020	"	"	"	"	"	"	
Chloroethane	ND	0.020	"	"	"	"	"	"	
Chloroform	ND	0.020	"	"	"	"	"	"	
Dichlorodifluoromethane	ND	0.020	"	"	"	"	"	"	
Ethylbenzene	ND	0.020	"	"	"	"	"	"	
Methylene Chloride	ND	0.020	"	"	"	"	"	"	
ortho-Xylene	ND	0.020	"	"	"	"	"	"	
meta- and para-Xylenes	ND	0.020	"	"	"	"	"	"	
trans-1,2-Dichloroethene	ND	0.020	"	"	"	"	"	"	
Tetrachloroethene	ND	0.020	"	"	"	"	"	"	
Toluene	ND	0.020	"	"	"	"	"	"	
Trichloroethene	ND	0.020	"	"	"	"	"	"	
Trichlorofluoromethane	ND	0.020	"	"	"	"	"	"	
Vinyl Chloride	ND	0.020	"	"	"	"	"	"	
gurro: ateD8 ibromofluoromethane		*9S.5 %*		*75-2S5*	"	"	"	"	
gurro: ateDToluene-dB		*90.1 %*		*75-2S5*	"	"	"	"	
gurro: ateD1-6romofluorobenzene		*92.S %*		*75-2S5*	"	"	"	"	
gurro: ateD6enzene-dC		*92.C%*		*70-210*	"	"	"	"	
gurro: ateDMhloroform-d		*91.9 %*		*70-210*	"	"	"	"	
gurro: ateD3 ethylene chloride-dS		*92.0 %*		*70-210*	"	"	"	"	

The results in this report apply to the samples analyzed in accordance with the chain of custody document. This analytical report must be reproduced in its entirety.

MWH Americas, Inc. 250 No. Madison Avenue Pasadena, CA 91107	Project: Santa Susana Field Laboratory, Canoga Park Project Number: EST2754 Project Manager: Sarah Von Raesfield	**Reported:** 17-Jun-14 08:33

Volatile Organic Compounds

Environmental Support Technologies

Analyte	Result	Reporting Limit	Units	Dilution	Batch	Prepared	Analyzed	Method	Notes
SVL-528-SA8-SV-11.0-12.0 (3F40201-03) Air	**Sampled: 06/02/14 09:35**		**Analyzed: 06/02/14 13:21**						
1,1,1,2-Tetrachloroethane	ND	0.020	ug/l	1	34F0201	06/02/14	06/02/14	EPA 8260B	
1,1,1-Trichloroethane	ND	0.020	"	"	"	"	"	"	
1,1,2,2-Tetrachloroethane	ND	0.020	"	"	"	"	"	"	
1,1,2-Trichloro-trifluoroethane	ND	0.020	"	"	"	"	"	"	
1,1,2-Trichloroethane	ND	0.020	"	"	"	"	"	"	
1,1-Dichloroethane	ND	0.020	"	"	"	"	"	"	
1,1-Dichloroethene	ND	0.020	"	"	"	"	"	"	
1,2-Dichloroethane	ND	0.020	"	"	"	"	"	"	
Benzene	ND	0.020	"	"	"	"	"	"	
cis-1,2-Dichloroethene	ND	0.020	"	"	"	"	"	"	
Carbon tetrachloride	ND	0.020	"	"	"	"	"	"	
Chloroethane	ND	0.020	"	"	"	"	"	"	
Chloroform	ND	0.020	"	"	"	"	"	"	
Dichlorodifluoromethane	ND	0.020	"	"	"	"	"	"	
Ethylbenzene	ND	0.020	"	"	"	"	"	"	
Methylene Chloride	ND	0.020	"	"	"	"	"	"	
ortho-Xylene	ND	0.020	"	"	"	"	"	"	
meta- and para-Xylenes	**0.011**	0.020	"	"	"	"	"	"	J
trans-1,2-Dichloroethene	ND	0.020	"	"	"	"	"	"	
Tetrachloroethene	ND	0.020	"	"	"	"	"	"	
Toluene	ND	0.020	"	"	"	"	"	"	
Trichloroethene	ND	0.020	"	"	"	"	"	"	
Trichlorofluoromethane	ND	0.020	"	"	"	"	"	"	
Vinyl Chloride	ND	0.020	"	"	"	"	"	"	
gurro: ateD8 ibromofluoromethane		*222 %*		*75-2S5*		*"*	*"*	*"*	
gurro: ateDToluene-dB		*B9.0 %*		*75-2S5*		*"*	*"*	*"*	
gurro: ateD1-6romofluorobenzene		*207 %*		*75-2S5*		*"*	*"*	*"*	
gurro: ateD6enzene-dC		*9S.C%*		*70-210*		*"*	*"*	*"*	
gurro: ateDMhloroform-d		*91.1 %*		*70-210*		*"*	*"*	*"*	
gurro: ateD3 ethylene chloride-dS		*B9.B %*		*70-210*		*"*	*"*	*"*	

The results in this report apply to the samples analyzed in accordance with the chain of custody document. This analytical report must be reproduced in its entirety.

MWH Americas, Inc. 250 No. Madison Avenue Pasadena, CA 91107	Project: Santa Susana Field Laboratory, Canoga Park Project Number: EST2754 Project Manager: Sarah Von Raesfield	**Reported:** 17-Jun-14 08:33

Volatile Organic Compounds

Environmental Support Technologies

Analyte	Result	Reporting Limit	Units	Dilution	Batch	Prepared	Analyzed	Method	Notes
SVL-528-SA8-SV-18.5-19.5 (3F40201-04) Air	**Sampled: 06/02/14 09:58**		**Analyzed: 06/02/14 13:50**						
1,1,1,2-Tetrachloroethane	ND	0.020	ug/l	1	34F0201	06/02/14	06/02/14	EPA 8260B	
1,1,1-Trichloroethane	ND	0.020	"	"	"	"	"	"	
1,1,2,2-Tetrachloroethane	ND	0.020	"	"	"	"	"	"	
1,1,2-Trichloro-trifluoroethane	ND	0.020	"	"	"	"	"	"	
1,1,2-Trichloroethane	ND	0.020	"	"	"	"	"	"	
1,1-Dichloroethane	ND	0.020	"	"	"	"	"	"	
1,1-Dichloroethene	ND	0.020	"	"	"	"	"	"	
1,2-Dichloroethane	ND	0.020	"	"	"	"	"	"	
Benzene	ND	0.020	"	"	"	"	"	"	
cis-1,2-Dichloroethene	ND	0.020	"	"	"	"	"	"	
Carbon tetrachloride	ND	0.020	"	"	"	"	"	"	
Chloroethane	ND	0.020	"	"	"	"	"	"	
Chloroform	ND	0.020	"	"	"	"	"	"	
Dichlorodifluoromethane	ND	0.020	"	"	"	"	"	"	
Ethylbenzene	ND	0.020	"	"	"	"	"	"	
Methylene Chloride	ND	0.020	"	"	"	"	"	"	
ortho-Xylene	ND	0.020	"	"	"	"	"	"	
meta- and para-Xylenes	ND	0.020	"	"	"	"	"	"	
trans-1,2-Dichloroethene	ND	0.020	"	"	"	"	"	"	
Tetrachloroethene	ND	0.020	"	"	"	"	"	"	
Toluene	ND	0.020	"	"	"	"	"	"	
Trichloroethene	ND	0.020	"	"	"	"	"	"	
Trichlorofluoromethane	ND	0.020	"	"	"	"	"	"	
Vinyl Chloride	ND	0.020	"	"	"	"	"	"	
gurro: ateD8 ibromofluoromethane		*99.5 %*		*75-2S5*	"	"	"	"	
gurro: ateDToluene-dB		*90.C%*		*75-2S5*	"	"	"	"	
gurro: ateD1-6romofluorobenzene		*94.1 %*		*75-2S5*	"	"	"	"	
gurro: ateD6enzene-dC		*92.1 %*		*70-210*	"	"	"	"	
gurro: ateDMhloroform-d		*221 %*		*70-210*	"	"	"	"	
gurro: ateD3 ethylene chloride-dS		*B5.0 %*		*70-210*	"	"	"	"	

The results in this report apply to the samples analyzed in accordance with the chain of custody document. This analytical report must be reproduced in its entirety.

MWH Americas, Inc. 250 No. Madison Avenue Pasadena, CA 91107	Project: Santa Susana Field Laboratory, Canoga Park Project Number: EST2754 Project Manager: Sarah Von Raesfield	**Reported:** 17-Jun-14 08:33

Volatile Organic Compounds

Environmental Support Technologies

Analyte	Result	Reporting Limit	Units	Dilution	Batch	Prepared	Analyzed	Method	Notes
SVL-505-SA5C-SV-5.0-6.0 (3F40201-05) Air	**Sampled: 06/02/14 10:52**		**Analyzed: 06/02/14 14:21**						
1,1,1,2-Tetrachloroethane	ND	0.020	ug/l	1	34F0201	06/02/14	06/02/14	EPA 8260B	
1,1,1-Trichloroethane	ND	0.020	"	"	"	"	"	"	
1,1,2,2-Tetrachloroethane	ND	0.020	"	"	"	"	"	"	
1,1,2-Trichloro-trifluoroethane	ND	0.020	"	"	"	"	"	"	
1,1,2-Trichloroethane	ND	0.020	"	"	"	"	"	"	
1,1-Dichloroethane	ND	0.020	"	"	"	"	"	"	
1,1-Dichloroethene	ND	0.020	"	"	"	"	"	"	
1,2-Dichloroethane	ND	0.020	"	"	"	"	"	"	
Benzene	ND	0.020	"	"	"	"	"	"	
cis-1,2-Dichloroethene	ND	0.020	"	"	"	"	"	"	
Carbon tetrachloride	ND	0.020	"	"	"	"	"	"	
Chloroethane	ND	0.020	"	"	"	"	"	"	
Chloroform	ND	0.020	"	"	"	"	"	"	
Dichlorodifluoromethane	ND	0.020	"	"	"	"	"	"	
Ethylbenzene	ND	0.020	"	"	"	"	"	"	
Methylene Chloride	ND	0.020	"	"	"	"	"	"	
ortho-Xylene	ND	0.020	"	"	"	"	"	"	
meta- and para-Xylenes	ND	0.020	"	"	"	"	"	"	
trans-1,2-Dichloroethene	ND	0.020	"	"	"	"	"	"	
Tetrachloroethene	ND	0.020	"	"	"	"	"	"	
Toluene	**0.0090**	0.020	"	"	"	"	"	"	J
Trichloroethene	ND	0.020	"	"	"	"	"	"	
Trichlorofluoromethane	ND	0.020	"	"	"	"	"	"	
Vinyl Chloride	ND	0.020	"	"	"	"	"	"	
gurro: ateD8 ibromofluoromethane		*B5.9 %*		*75-2S5*	"	"	"	"	
gurro: ateDToluene-dB		*92.C%*		*75-2S5*	"	"	"	"	
gurro: ateD1-6romofluorobenzene		*225 %*		*75-2S5*	"	"	"	"	
gurro: ateD6enzene-dC		*202 %*		*70-210*	"	"	"	"	
gurro: ateDMhloroform-d		*20B%*		*70-210*	"	"	"	"	
gurro: ateD3 ethylene chloride-dS		*94.2 %*		*70-210*	"	"	"	"	

The results in this report apply to the samples analyzed in accordance with the chain of custody document. This analytical report must be reproduced in its entirety.

MWH Americas, Inc. 250 No. Madison Avenue Pasadena, CA 91107	Project: Santa Susana Field Laboratory, Canoga Park Project Number: EST2754 Project Manager: Sarah Von Raesfield	**Reported:** 17-Jun-14 08:33

Volatile Organic Compounds

Environmental Support Technologies

Analyte	Result	Reporting Limit	Units	Dilution	Batch	Prepared	Analyzed	Method	Notes
SVL-505-SA5C-SV-10.0-11.0 (3F40201-06) Air	**Sampled: 06/02/14 11:24**		**Analyzed: 06/02/14 14:50**						
1,1,1,2-Tetrachloroethane	ND	0.020	ug/l	1	34F0201	06/02/14	06/02/14	EPA 8260B	
1,1,1-Trichloroethane	ND	0.020	"	"	"	"	"	"	
1,1,2,2-Tetrachloroethane	ND	0.020	"	"	"	"	"	"	
1,1,2-Trichloro-trifluoroethane	ND	0.020	"	"	"	"	"	"	
1,1,2-Trichloroethane	ND	0.020	"	"	"	"	"	"	
1,1-Dichloroethane	ND	0.020	"	"	"	"	"	"	
1,1-Dichloroethene	ND	0.020	"	"	"	"	"	"	
1,2-Dichloroethane	ND	0.020	"	"	"	"	"	"	
Benzene	ND	0.020	"	"	"	"	"	"	
cis-1,2-Dichloroethene	ND	0.020	"	"	"	"	"	"	
Carbon tetrachloride	ND	0.020	"	"	"	"	"	"	
Chloroethane	ND	0.020	"	"	"	"	"	"	
Chloroform	ND	0.020	"	"	"	"	"	"	
Dichlorodifluoromethane	**0.017**	0.020	"	"	"	"	"	"	J
Ethylbenzene	ND	0.020	"	"	"	"	"	"	
Methylene Chloride	ND	0.020	"	"	"	"	"	"	
ortho-Xylene	ND	0.020	"	"	"	"	"	"	
meta- and para-Xylenes	ND	0.020	"	"	"	"	"	"	
trans-1,2-Dichloroethene	ND	0.020	"	"	"	"	"	"	
Tetrachloroethene	ND	0.020	"	"	"	"	"	"	
Toluene	ND	0.020	"	"	"	"	"	"	
Trichloroethene	ND	0.020	"	"	"	"	"	"	
Trichlorofluoromethane	ND	0.020	"	"	"	"	"	"	
Vinyl Chloride	ND	0.020	"	"	"	"	"	"	
gurro: ateD8 ibromofluoromethane		*20B %*		*75-2S5*		*"*	*"*	*"*	
gurro: ateDToluene-dB		*B9.B %*		*75-2S5*		*"*	*"*	*"*	
gurro: ateD1-6romofluorobenzene		*9B.C %*		*75-2S5*		*"*	*"*	*"*	
gurro: ateD6enzene-dC		*9S.7 %*		*70-210*		*"*	*"*	*"*	
gurro: ateDMhloroform-d		*99.1 %*		*70-210*		*"*	*"*	*"*	
gurro: ateD3 ethylene chloride-dS		*B7.C %*		*70-210*		*"*	*"*	*"*	

The results in this report apply to the samples analyzed in accordance with the chain of custody document. This analytical report must be reproduced in its entirety.

MWH Americas, Inc. 250 No. Madison Avenue Pasadena, CA 91107	Project: Santa Susana Field Laboratory, Canoga Park Project Number: EST2754 Project Manager: Sarah Von Raesfield	**Reported:** 17-Jun-14 08:33

Volatile Organic Compounds

Environmental Support Technologies

Analyte	Result	Reporting Limit	Units	Dilution	Batch	Prepared	Analyzed	Method	Notes
SVL-805-SA5C-SV-10.0-11.0 (3F40201-07) Air	**Sampled: 06/02/14 11:24**		**Analyzed: 06/02/14 15:19**						
1,1,1,2-Tetrachloroethane	ND	0.020	ug/l	1	34F0201	06/02/14	06/02/14	EPA 8260B	
1,1,1-Trichloroethane	ND	0.020	"	"	"	"	"	"	
1,1,2,2-Tetrachloroethane	ND	0.020	"	"	"	"	"	"	
1,1,2-Trichloro-trifluoroethane	ND	0.020	"	"	"	"	"	"	
1,1,2-Trichloroethane	ND	0.020	"	"	"	"	"	"	
1,1-Dichloroethane	ND	0.020	"	"	"	"	"	"	
1,1-Dichloroethene	ND	0.020	"	"	"	"	"	"	
1,2-Dichloroethane	ND	0.020	"	"	"	"	"	"	
Benzene	ND	0.020	"	"	"	"	"	"	
cis-1,2-Dichloroethene	ND	0.020	"	"	"	"	"	"	
Carbon tetrachloride	ND	0.020	"	"	"	"	"	"	
Chloroethane	ND	0.020	"	"	"	"	"	"	
Chloroform	ND	0.020	"	"	"	"	"	"	
Dichlorodifluoromethane	ND	0.020	"	"	"	"	"	"	
Ethylbenzene	ND	0.020	"	"	"	"	"	"	
Methylene Chloride	ND	0.020	"	"	"	"	"	"	
ortho-Xylene	ND	0.020	"	"	"	"	"	"	
meta- and para-Xylenes	ND	0.020	"	"	"	"	"	"	
trans-1,2-Dichloroethene	ND	0.020	"	"	"	"	"	"	
Tetrachloroethene	ND	0.020	"	"	"	"	"	"	
Toluene	**0.0076**	0.020	"	"	"	"	"	"	J
Trichloroethene	ND	0.020	"	"	"	"	"	"	
Trichlorofluoromethane	ND	0.020	"	"	"	"	"	"	
Vinyl Chloride	ND	0.020	"	"	"	"	"	"	
gurro: ateD8 ibromofluoromethane		*20C%*		*75-2S5*	"	"	"	"	
gurro: ateDToluene-dB		*92.0 %*		*75-2S5*	"	"	"	"	
gurro: ateD1-6romofluorobenzene		*95.S %*		*75-2S5*	"	"	"	"	
gurro: ateD6enzene-dC		*94.5 %*		*70-210*	"	"	"	"	
gurro: ateDMhloroform-d		*94.0 %*		*70-210*	"	"	"	"	
gurro: ateD3 ethylene chloride-dS		*BCC%*		*70-210*	"	"	"	"	

The results in this report apply to the samples analyzed in accordance with the chain of custody document. This analytical report must be reproduced in its entirety.

MWH Americas, Inc. 250 No. Madison Avenue Pasadena, CA 91107	Project: Santa Susana Field Laboratory, Canoga Park Project Number: EST2754 Project Manager: Sarah Von Raesfield	**Reported:** 17-Jun-14 08:33

Volatile Organic Compounds

Environmental Support Technologies

Analyte	Result	Reporting Limit	Units	Dilution	Batch	Prepared	Analyzed	Method	Notes
SVL-505-SA5C-SV-15.0-16.0 (3F40201-08) Air	**Sampled: 06/02/14 11:59**		**Analyzed: 06/02/14 15:49**						
1,1,1,2-Tetrachloroethane	ND	0.020	ug/l	1	34F0201	06/02/14	06/02/14	EPA 8260B	
1,1,1-Trichloroethane	ND	0.020	"	"	"	"	"	"	
1,1,2,2-Tetrachloroethane	ND	0.020	"	"	"	"	"	"	
1,1,2-Trichloro-trifluoroethane	ND	0.020	"	"	"	"	"	"	
1,1,2-Trichloroethane	ND	0.020	"	"	"	"	"	"	
1,1-Dichloroethane	ND	0.020	"	"	"	"	"	"	
1,1-Dichloroethene	ND	0.020	"	"	"	"	"	"	
1,2-Dichloroethane	ND	0.020	"	"	"	"	"	"	
Benzene	ND	0.020	"	"	"	"	"	"	
cis-1,2-Dichloroethene	ND	0.020	"	"	"	"	"	"	
Carbon tetrachloride	ND	0.020	"	"	"	"	"	"	
Chloroethane	ND	0.020	"	"	"	"	"	"	
Chloroform	ND	0.020	"	"	"	"	"	"	
Dichlorodifluoromethane	ND	0.020	"	"	"	"	"	"	
Ethylbenzene	ND	0.020	"	"	"	"	"	"	
Methylene Chloride	ND	0.020	"	"	"	"	"	"	
ortho-Xylene	ND	0.020	"	"	"	"	"	"	
meta- and para-Xylenes	ND	0.020	"	"	"	"	"	"	
trans-1,2-Dichloroethene	ND	0.020	"	"	"	"	"	"	
Tetrachloroethene	ND	0.020	"	"	"	"	"	"	
Toluene	**0.0054**	0.020	"	"	"	"	"	"	J
Trichloroethene	ND	0.020	"	"	"	"	"	"	
Trichlorofluoromethane	ND	0.020	"	"	"	"	"	"	
Vinyl Chloride	ND	0.020	"	"	"	"	"	"	
gurro: ateD8 ibromofluoromethane		*92.0 %*		*75-2S5*	"	"	"	"	
gurro: ateDToluene-dB		*B9.B %*		*75-2S5*	"	"	"	"	
gurro: ateD1-6romofluorobenzene		*20B %*		*75-2S5*	"	"	"	"	
gurro: ateD6enzene-dC		*20S %*		*70-210*	"	"	"	"	
gurro: ateDMhloroform-d		*22C %*		*70-210*	"	"	"	"	
gurro: ateD3 ethylene chloride-dS		*91.S %*		*70-210*	"	"	"	"	

The results in this report apply to the samples analyzed in accordance with the chain of custody document. This analytical report must be reproduced in its entirety.

MWH Americas, Inc. 250 No. Madison Avenue Pasadena, CA 91107	Project: Santa Susana Field Laboratory, Canoga Park Project Number: EST2754 Project Manager: Sarah Von Raesfield	**Reported:** 17-Jun-14 08:33

Volatile Organic Compounds

Environmental Support Technologies

Analyte	Result	Reporting Limit	Units	Dilution	Batch	Prepared	Analyzed	Method	Notes
FB-060214 (3F40201-09) Air Sampled: 06/02/14 13:31 Analyzed: 06/02/14 16:18									
1,1,1,2-Tetrachloroethane	ND	0.020	ug/l	1	34F0201	06/02/14	06/02/14	EPA 8260B	
1,1,1-Trichloroethane	ND	0.020	"	"	"	"	"	"	
1,1,2,2-Tetrachloroethane	ND	0.020	"	"	"	"	"	"	
1,1,2-Trichloro-trifluoroethane	ND	0.020	"	"	"	"	"	"	
1,1,2-Trichloroethane	ND	0.020	"	"	"	"	"	"	
1,1-Dichloroethane	ND	0.020	"	"	"	"	"	"	
1,1-Dichloroethene	ND	0.020	"	"	"	"	"	"	
1,2-Dichloroethane	ND	0.020	"	"	"	"	"	"	
Benzene	ND	0.020	"	"	"	"	"	"	
cis-1,2-Dichloroethene	ND	0.020	"	"	"	"	"	"	
Carbon tetrachloride	ND	0.020	"	"	"	"	"	"	
Chloroethane	ND	0.020	"	"	"	"	"	"	
Chloroform	ND	0.020	"	"	"	"	"	"	
Dichlorodifluoromethane	ND	0.020	"	"	"	"	"	"	
Ethylbenzene	ND	0.020	"	"	"	"	"	"	
Methylene Chloride	ND	0.020	"	"	"	"	"	"	
ortho-Xylene	ND	0.020	"	"	"	"	"	"	
meta- and para-Xylenes	ND	0.020	"	"	"	"	"	"	
trans-1,2-Dichloroethene	ND	0.020	"	"	"	"	"	"	
Tetrachloroethene	ND	0.020	"	"	"	"	"	"	
Toluene	ND	0.020	"	"	"	"	"	"	
Trichloroethene	ND	0.020	"	"	"	"	"	"	
Trichlorofluoromethane	ND	0.020	"	"	"	"	"	"	
Vinyl Chloride	ND	0.020	"	"	"	"	"	"	
gurro: ateD8 ibromofluoromethane		*99.4 %*		*75-2S5*	"	"	"	"	
gurro: ateDToluene-dB		*BC.4 %*		*75-2S5*	"	"	"	"	
gurro: ateD1-6romofluorobenzene		*BS.S %*		*75-2S5*	"	"	"	"	
gurro: ateD6enzene-dC		*99.1 %*		*70-210*	"	"	"	"	
gurro: ateDMhloroform-d		*B7.0 %*		*70-210*	"	"	"	"	
gurro: ateD3 ethylene chloride-dS		*94.1 %*		*70-210*	"	"	"	"	

The results in this report apply to the samples analyzed in accordance with the chain of custody document. This analytical report must be reproduced in its entirety.

MWH Americas, Inc. 250 No. Madison Avenue Pasadena, CA 91107	Project: Santa Susana Field Laboratory, Canoga Park Project Number: EST2754 Project Manager: Sarah Von Raesfield	**Reported:** 17-Jun-14 08:33

Volatile Organic Compounds - Quality Control

Environmental Support Technologies

Analyte	Result	Reporting Limit	Units	Spike Level	Source Result	%REC	%REC Limits	RPD	RPD Limit	Notes
Batch 34F0201 - Volatiles										
Blank (34F0201-BLK1)				Prepared & Analyzed: 06/02/14						
1,1,1,2-Tetrachloroethane	ND	0.020	ug/l							
1,1,1-Trichloroethane	ND	0.020	"							
1,1,2,2-Tetrachloroethane	ND	0.020	"							
1,1,2-Trichloro-trifluoroethane	ND	0.020	"							
1,1,2-Trichloroethane	ND	0.020	"							
1,1-Dichloroethane	ND	0.020	"							
1,1-Dichloroethene	ND	0.020	"							
1,2-Dichloroethane	ND	0.020	"							
Benzene	ND	0.020	"							
cis-1,2-Dichloroethene	ND	0.020	"							
Carbon tetrachloride	ND	0.020	"							
Chloroethane	ND	0.020	"							
Chloroform	ND	0.020	"							
Dichlorodifluoromethane	ND	0.020	"							
Ethylbenzene	ND	0.020	"							
Methylene Chloride	ND	0.020	"							
ortho-Xylene	ND	0.020	"							
meta- and para-Xylenes	ND	0.020	"							
trans-1,2-Dichloroethene	ND	0.020	"							
Tetrachloroethene	ND	0.020	"							
Toluene	ND	0.020	"							
Trichloroethene	ND	0.020	"							
Trichlorofluoromethane	ND	0.020	"							
Vinyl Chloride	ND	0.020	"							
gurro: ateD8 ibromofluoromethane	*S.4C*		*"*	*S.50*		*91.5*	*75-2S5*			
gurro: ateDToluene-dB	*S.41*		*"*	*S.50*		*94.7*	*75-2S5*			
gurro: ateD1-6romofluorobenzene	*S.C7*		*"*	*S.50*		*207*	*75-2S5*			
gurro: ateD6enzene-dC	*S.2C*		*"*	*S.50*		*BC.C*	*70-210*			
gurro: ateDMhloroform-d	*S.79*		*"*	*S.50*		*22S*	*70-210*			
gurro: ateD3 ethylene chloride-dS	*S.00*		*"*	*S.50*		*B0.2*	*70-210*			

The results in this report apply to the samples analyzed in accordance with the chain of custody document. This analytical report must be reproduced in its entirety.

MWH Americas, Inc.
250 No. Madison Avenue
Pasadena, CA 91107

Project: Santa Susana Field Laboratory, Canoga Park
Project Number: EST2754
Project Manager: Sarah Von Raesfield

Reported:
17-Jun-14 08:33

Volatile Organic Compounds - Quality Control

Environmental Support Technologies

Analyte	Result	Reporting Limit	Units	Spike Level	Source Result	%REC	%REC Limits	RPD	RPD Limit	Notes
Batch 34F0201 - Volatiles										
LCS (34F0201-BS1)				Prepared & Analyzed: 06/02/14						
1,1,1,2-Tetrachloroethane	1.41	0.020	ug/l	1.25		113	75-136			
1,1,1-Trichloroethane	1.14	0.020	"	1.25		91.2	73-134			
1,1,2,2-Tetrachloroethane	1.64	0.020	"	1.25		131	56-149			
1,1,2-Trichloro-trifluoroethane	1.22	0.020	"	1.25		97.6	83-125			
1,1,2-Trichloroethane	1.17	0.020	"	1.25		93.6	67-137			
1,1-Dichloroethane	1.26	0.020	"	1.25		101	80-121			
1,1-Dichloroethene	1.30	0.020	"	1.25		104	73-137			
1,2-Dichloroethane	1.11	0.020	"	1.25		88.8	75-131			
Benzene	1.00	0.020	"	1.25		80.0	79-118			
cis-1,2-Dichloroethene	1.04	0.020	"	1.25		83.2	85-116			QL-L
Carbon tetrachloride	1.26	0.020	"	1.25		101	74-143			
Chloroethane	1.22	0.020	"	1.25		97.6	60-137			
Chloroform	1.30	0.020	"	1.25		104	82-140			
Dichlorodifluoromethane	1.40	0.020	"	1.25		112	47-129			
Ethylbenzene	1.35	0.020	"	1.25		108	83-125			
Methylene Chloride	1.11	0.020	"	1.25		88.8	81-126			
ortho-Xylene	1.24	0.020	"	1.25		99.2	85-115			
meta- and para-Xylenes	2.27	0.020	"	2.50		90.8	83-115			
trans-1,2-Dichloroethene	1.12	0.020	"	1.25		89.6	72-133			
Tetrachloroethene	1.16	0.020	"	1.25		92.8	60-144			
Toluene	1.08	0.020	"	1.25		86.4	70-115			
Trichloroethene	1.11	0.020	"	1.25		88.8	68-132			
Trichlorofluoromethane	1.36	0.020	"	1.25		109	62-144			
Vinyl Chloride	1.19	0.020	"	1.25		95.2	66-137			
gurro: ateD8 ibromofluoromethane	*24.2*		*"*	*2S.5*		*205*	*75-2S5*			
gurro: ateDToluene-dB	*24.5*		*"*	*2S.5*		*20B*	*75-2S5*			
gurro: ateDl-6romofluorobenzene	*2S.4*		*"*	*2S.5*		*9B.S*	*75-2S5*			

The results in this report apply to the samples analyzed in accordance with the chain of custody document. This analytical report must be reproduced in its entirety.

MWH Americas, Inc. 250 No. Madison Avenue Pasadena, CA 91107	Project: Santa Susana Field Laboratory, Canoga Park Project Number: EST2754 Project Manager: Sarah Von Raesfield	**Reported:** 17-Jun-14 08:33

Volatile Organic Compounds - Quality Control

Environmental Support Technologies

Analyte	Result	Reporting Limit	Units	Spike Level	Source Result	%REC	%REC Limits	RPD	RPD Limit	Notes
Batch 34F0201 - Volatiles										
LCS Dup (34F0201-BSD1)				Prepared & Analyzed: 06/02/14						
1,1,1,2-Tetrachloroethane	0.150	0.020	ug/l	0.125		120	75-136	162	20	QR-04
1,1,1-Trichloroethane	0.170	0.020	"	0.125		136	73-134	148	20	QR-04
1,1,2,2-Tetrachloroethane	0.220	0.020	"	0.125		176	56-149	153	20	QR-04
1,1,2-Trichloro-trifluoroethane	0.0800	0.020	"	0.125		64.0	83-125	175	20	QR-04
1,1,2-Trichloroethane	0.190	0.020	"	0.125		152	67-137	144	20	QR-04
1,1-Dichloroethane	0.0900	0.020	"	0.125		72.0	80-121	173	20	QR-04
1,1-Dichloroethene	0.130	0.020	"	0.125		104	73-137	164	20	QR-04
1,2-Dichloroethane	0.170	0.020	"	0.125		136	75-131	147	20	QR-04
Benzene	0.140	0.020	"	0.125		112	79-118	151	20	QR-04
cis-1,2-Dichloroethene	0.120	0.020	"	0.125		96.0	85-116	159	20	QR-04
Carbon tetrachloride	0.110	0.020	"	0.125		88.0	74-143	168	20	QR-04
Chloroethane	0.140	0.020	"	0.125		112	60-137	159	20	QR-04
Chloroform	0.150	0.020	"	0.125		120	82-140	159	20	QR-04
Dichlorodifluoromethane	0.160	0.020	"	0.125		128	47-129	159	20	QR-04
Ethylbenzene	0.170	0.020	"	0.125		136	83-125	155	20	QR-04
Methylene Chloride	0.150	0.020	"	0.125		120	81-126	152	20	QR-04
ortho-Xylene	0.180	0.020	"	0.125		144	85-115	149	20	QR-04
meta- and para-Xylenes	0.290	0.020	"	0.250		116	83-115	155	20	QR-04
trans-1,2-Dichloroethene	0.120	0.020	"	0.125		96.0	72-133	161	20	QR-04
Tetrachloroethene	0.140	0.020	"	0.125		112	60-144	157	20	QR-04
Toluene	0.180	0.020	"	0.125		144	70-115	143	20	QR-04
Trichloroethene	0.160	0.020	"	0.125		128	68-132	150	20	QR-04
Trichlorofluoromethane	0.110	0.020	"	0.125		88.0	62-144	170	20	QR-04
Vinyl Chloride	0.140	0.020	"	0.125		112	66-137	158	20	QR-04
gurro: ateD8 ibromofluoromethane	*20.1*		*"*	*2S.5*		*B4.S*	*75-2S5*			
gurro: ateDIoluene-dB	*2S.C*		*"*	*2S.5*		*202*	*75-2S5*			
gurro: ateDI-6romofluorobenzene	*20.4*		*"*	*2S.5*		*BS.S*	*75-2S5*			

The results in this report apply to the samples analyzed in accordance with the chain of custody document. This analytical report must be reproduced in its entirety.

MWH Americas, Inc. 250 No. Madison Avenue Pasadena, CA 91107	Project: Santa Susana Field Laboratory, Canoga Park Project Number: EST2754 Project Manager: Sarah Von Raesfield	**Reported:** 17-Jun-14 08:33

Volatile Organic Compounds - Quality Control

Environmental Support Technologies

Analyte	Result	Reporting Limit	Units	Spike Level	Source Result	%REC	%REC Limits	RPD	RPD Limit	Notes
Batch 34F0201 - Volatiles										
Duplicate (34F0201-DUP1)	**Source: 3F40201-02**			Prepared & Analyzed: 06/02/14						
1,1,1,2-Tetrachloroethane	ND	0.020	ug/l		ND				50	
1,1,1-Trichloroethane	ND	0.020	"		ND				50	
1,1,2,2-Tetrachloroethane	ND	0.020	"		ND				50	
1,1,2-Trichloro-trifluoroethane	ND	0.020	"		ND				50	
1,1,2-Trichloroethane	ND	0.020	"		ND				50	
1,1-Dichloroethane	ND	0.020	"		ND				50	
1,1-Dichloroethene	ND	0.020	"		ND				50	
1,2-Dichloroethane	ND	0.020	"		ND				50	
Benzene	ND	0.020	"		ND				50	
cis-1,2-Dichloroethene	ND	0.020	"		ND				50	
Carbon tetrachloride	ND	0.020	"		ND				50	
Chloroethane	ND	0.020	"		ND				50	
Chloroform	ND	0.020	"		ND				50	
Dichlorodifluoromethane	ND	0.020	"		ND				50	
Ethylbenzene	ND	0.020	"		ND				50	
Methylene Chloride	ND	0.020	"		ND				50	
ortho-Xylene	ND	0.020	"		ND				50	
meta- and para-Xylenes	ND	0.020	"		ND				50	
trans-1,2-Dichloroethene	ND	0.020	"		ND				50	
Tetrachloroethene	ND	0.020	"		ND				50	
Toluene	ND	0.020	"		ND				50	
Trichloroethene	ND	0.020	"		ND				50	
Trichlorofluoromethane	ND	0.020	"		ND				50	
Vinyl Chloride	ND	0.020	"		ND				50	
gurro: ateD8 ibromofluoromethane	*S.1C*		*"*	*S.50*		*9B.C*	*75-2S5*			
gurro: ateDToluene-dB	*S.S2*		*"*	*S.50*		*BB.S*	*75-2S5*			
gurro: ateD1-6romofluorobenzene	*S.4C*		*"*	*S.50*		*91.C*	*75-2S5*			
gurro: ateD6enzene-dC	*S.27*		*"*	*S.50*		*BC.C*	*70-210*			
gurro: ateDMhloroform-d	*S.B5*		*"*	*S.50*		*221*	*70-210*			
gurro: ateD3 ethylene chloride-dS	*S.0C*		*"*	*S.50*		*BS.S*	*70-210*			

The results in this report apply to the samples analyzed in accordance with the chain of custody document. This analytical report must be reproduced in its entirety.

Notes and Definitions

QR-04	The RPD result for this analyte in the sample exceeded the QC control limits; however, the RPD for other analytes were within the QC control limits.
QL-L	Laboratory Control Sample recovery was below method control limits.
J	Detected but below the Reporting Limit; therefore, result is an estimated concentration (CLP J-Flag).
DET	Analyte DETECTED
ND	Analyte NOT DETECTED at or above the reporting limit
NR	Not Reported
dry	Sample results reported on a dry weight basis
RPD	Relative Percent Difference

The results in this report apply to the samples analyzed in accordance with the chain of custody document. This analytical report must be reproduced in its entirety.

SUMMARY OF INITIAL CALIBRATION

Rerun sample @ 5ppb @ Most.

Response Factor Report GC/MS Ins

Method : C:\HPCHEM\1\METHODS\MW111313.M (RTE Integrator)
Title : 8260B GC/MS #3 ICAL 11/13/13 DN
Last Update : Wed Nov 13 19:24:09 2013
Response via : Initial Calibration

Calibration Files
1 =K3IC00_1.D 2 =K3IC0_25.D 3 =K07LCS01.D
4 =K3IC1_25.D 5 =K3IC02_5.D 6 =K3IC12_5.D

		Compound	1	2	3	4	5	6	Avg	%RSD	
1)	I	Fluorobenzene (IS)	----------ISTD----------								
2)	S	Dibromofluoromethan	0.311	0.300	0.318	0.319	0.312	0.311	0.312	2.10	
3)	T	(F12) Dichlorodiflu	0.320	0.284	0.302	0.292	0.321	0.321	0.307	5.36	
4)	P	Chloromethane	0.422	0.302	0.293	0.219	0.221	0.212	0.278	29.02	Linear
5)	CM	Vinyl Chloride	0.276	0.224	0.211	0.207	0.207	0.199	0.221	12.88	
6)	T	Bromomethane	0.338	0.225	0.179	0.162	0.150	0.139	0.199	37.55	Linear
7)	T	Chloroethane	0.030	0.106	0.066	0.102	0.098	0.089	0.082	35.53	Quadratic
8)	T	(F11) Trichlorofluo	0.379	0.365	0.327	0.337	0.323	0.326	0.343	6.87	
9)	T	(F113) 1,1,2-Trichl	0.291	0.221	0.227	0.267	0.239	0.229	0.246	11.15	
10)	CM	1,1-Dichloroethene	0.277	0.287	0.322	0.307	0.291	0.286	0.295	5.61	
11)	T	Acetone	0.267	0.136	0.115	0.061	0.051	0.016	0.108	82.94	Quadratic
12)	M	(IPA) Leak Check Co	0.012	0.022	0.014	0.013	0.014	0.016	0.015	27.59	
13)	T	Carbon disulfide	1.178	1.037	1.080	1.042	0.958	0.941	1.039	8.28	
14)	T	Methylene Chloride	0.418	0.313	0.349	0.339	0.327	0.314	0.343	11.47	
15)		(TBA) tert-Butanol	0.022	0.019	0.027	0.022	0.018	0.020	0.021	16.39	
16)	TM	(MTBE) Methyl-t-but	0.789	0.678	0.760	0.729	0.655	0.638	0.708	8.56	
17)	T	trans-1,2-Dichloroe	0.331	0.360	0.342	0.357	0.310	0.318	0.336	6.07	
18)	PM	1,1-Dichloroethane	0.582	0.580	0.586	0.585	0.521	0.518	0.562	5.90	
19)	T	cis-1,2-Dichloroeth	0.442	0.415	0.416	0.387	0.339	0.345	0.390	10.66	
20)	T	2,2-Dichloropropane	0.561	0.489	0.520	0.497	0.440	0.435	0.490	9.80	
21)	T	(MEK) 2-Butanone	0.036	0.041	0.042	0.021	0.440	0.435	0.035	26.97	Not in use.
22)	T	(DIPE) Diisopropyl	1.055	1.006	1.006	1.025	0.901	0.867	0.977	7.64	
23)	T	Bromochloromethane	0.110	0.155	0.185	0.189	0.182	0.184	0.167	18.39	
24)	CM	Chloroform	0.723	0.654	0.684	0.676	0.594	0.598	0.655	7.70	
25)	T	(ETBE) 2-ethoxy 2-m	1.034	0.874	0.941	0.927	0.821	0.823	0.903	9.00	
26)	T	1,1,1-Trichloroetha	0.516	0.540	0.535	0.523	0.496	0.488	0.517	4.07	
27)	T	(TAME) tert-Amyl me	1.000	0.749	0.821	0.764	0.701	0.680	0.786	14.75	
28)	S	1,2-Dichloroethane-	0.309	0.278	0.303	0.299	0.296	0.293	0.296	3.50	
29)	T	1,1-Dichloropropene	0.547	0.492	0.502	0.489	0.439	0.427	0.482	9.13	
30)	T	Carbon Tetrachlorid	0.401	0.388	0.449	0.460	0.412	0.416	0.421	6.66	
31)	M	Benzene	1.374	1.155	1.267	1.217	1.042	1.008	1.177	11.75	
32)	M	1,2-Dichloroethane	0.501	0.382	0.445	0.419	0.385	0.365	0.416	12.20	
33)	M	Trichloroethene	0.480	0.355	0.386	0.399	0.336	0.324	0.380	14.87	
34)	C	1,2-Dichloropropane	0.298	0.297	0.277	0.290	0.264	0.258	0.281	6.17	
35)	T	Dibromomethane	0.207	0.209	0.227	0.244	0.215	0.216	0.220	6.33	
36)	T	Bromodichloromethan	0.459	0.407	0.479	0.446	0.428	0.433	0.442	5.69	
37)	T	cis-1,3-Dichloropro	0.508	0.451	0.526	0.493	0.447	0.467	0.482	6.63	
38)	I	Chlorobenzene-d5 (IS)	----------ISTD----------								
39)	S	Toluene-d8 (SU3)	1.209	1.139	1.193	1.149	1.157	1.149	1.166	2.42	
40)	T	(MIBK) 4-Methyl-2-P	0.545	0.324	0.388	0.078	0.072	0.088	0.249	79.95	Not in use.
41)	CM	Toluene	2.231	1.790	1.660	1.584	1.518	1.441	1.704	16.71	

42)	T	trans-1,3-Dichlorop	0.601	0.493	0.586	0.607	0.528	0.560	0.563	7.97	
43)	T	1,1,2-Trichloroetha	0.310	0.285	0.355	0.328	0.286	0.281	0.308	9.58	
44)	M	Tetrachloroethene	0.462	0.392	0.677	0.635	0.590	0.281	0.551	21.81	LINEAR
45)	T	1,3-Dichloropropane	0.710	0.578	0.592	0.569	0.532	0.529	0.585	11.33	
46)	T	2-Hexanone	0.333	0.186	0.340	0.266	0.333	0.182	0.273	27.20	
47)	T	Dibromochloromethan	0.426	0.363	0.496	0.458	0.432	0.459	0.439	10.18	
48)	T	1,2-Dibromoethane	0.412	0.355	0.430	0.402	0.394	0.396	0.398	6.27	
49)	PM	Chlorobenzene	1.366	1.154	1.110	1.134	1.086	1.043	1.149	9.84	
50)	T	1,1,1,2-Tetrachloro	0.449	0.384	0.437	0.407	0.388	0.387	0.409	6.91	
51)	CM	Ethylbenzene	2.333	2.080	1.968	1.851	1.736	1.654	1.937	12.77	
52)	TM	m,p-Xylenes	0.809	0.711	0.727	0.669	0.615	0.602	0.689	11.20	
53)	TM	o-Xylene	0.867	0.664	0.674	0.671	0.615	0.594	0.681	14.25	
54)	T	Styrene	1.563	1.015	1.078	1.049	0.973	0.934	1.102	21.01	LINEAR
55)	P	Bromoform	0.237	0.199	0.286	0.259	0.238	0.276	0.249	12.69	
56)	T	Isopropylbenzene	2.188	1.855	1.900	1.811	1.764	1.674	1.865	9.44	
57)	T	1,2,3-Trichloroprop	0.505	0.491	0.593	0.516	0.480	0.472	0.509	8.58	
58)	S	4-Bromofluorobenzen	0.518	0.507	0.527	0.511	0.510	0.495	0.511	2.08	
59)	I	1,4-Dichlorobenzene-d	----------	ISTD	----------						
60)	P	1,1,2,2-Tetrachloro	1.020	0.822	1.013	0.870	0.774	0.905	0.901	11.13	
61)	T	Bromobenzene	1.079	1.003	1.043	0.946	0.914	0.907	0.982	7.20	
62)	T	n-Propylbenzene	6.721	5.112	5.219	4.601	4.392	4.279	5.054	17.82	
63)	T	2-Chlorotoluene	3.644	2.948	3.362	3.044	2.868	2.805	3.112	10.48	
64)	T	1,3,5-Trimethylbenz	3.612	3.208	3.247	3.017	2.832	2.775	3.115	9.93	
65)	T	4-Chlorotoluene	3.315	2.950	2.942	2.812	2.597	2.623	2.873	9.19	
66)	T	tert-Butylbenzene	2.817	2.666	3.007	2.633	2.430	2.371	2.654	8.96	
67)	T	1,2,4-Trimethylbenz	3.774	3.331	3.421	3.050	2.968	2.953	3.250	9.91	
68)	T	sec-Butylbenzene	4.837	3.956	4.522	4.187	3.865	3.852	4.203	9.54	
69)	T	p-Isopropyltoluene	3.974	3.475	3.582	3.347	3.061	3.060	3.417	10.13	
70)	T	1,3-Dichlorobenzene	2.120	1.740	1.888	1.871	1.734	1.744	1.850	8.06	
71)	T	1,4-Dichlorobenzene	2.120	1.740	1.974	1.864	1.658	1.729	1.847	9.43	
72)	T	n-Butylbenzene	4.391	3.645	3.644	3.397	3.264	3.192	3.589	12.14	
73)	T	1,2-Dichlorobenzene	1.716	1.534	1.764	1.657	1.614	1.583	1.645	5.20	
74)	T	1,2-Dibromo-3-chlor	0.082	0.104	0.111	0.148	0.133	0.146	0.121	21.61	LINEAR
75)	T	1,2,4-Trichlorobenz	1.184	1.091	1.244	1.074	1.050	1.044	1.115	7.28	
76)	T	Hexachlorobutadiene	0.297	0.477	0.596	0.481	0.499	0.507	0.476	20.56	LINEAR
77)	T	Naphthalene	2.690	2.294	3.052	2.312	2.176	2.294	2.470	13.55	
78)	T	Hexachloroethane	0.306	0.301	0.391	0.362	0.374	0.435	0.361	14.24	
79)	T	1,2,3-Trichlorobenz	1.346	0.926	1.173	0.993	0.940	0.968	1.058	15.82	

(#) = Out of Range

MW111313.M Wed Nov 13 19:25:18 2013

CONTINUING CALIBRATION VERIFICATION

Quantitation Report (QT Reviewed)

Data File : C:\HPCHEM\1\DATA\060214L3\F02CCV01.D Vial: 9
Acq On : 2 Jun 2014 9:44 am Operator: DN
Sample : 1.25/2.5/12.5 ug/L 8260B std Inst : GC/MS Ins
Misc : 20mL 8260 CCV Multiplr: 1.00
MS Integration Params: rteint.p
Quant Time: Jun 2 10:11 19114 Quant Results File: MW111313.RES

Quant Method : C:\HPCHEM\1\METHODS\MW111313.M (RTE Integrator)
Title : 8260B GC/MS #3 ICAL 11/13/13 DN
Last Update : Wed Nov 13 19:38:32 2013
Response via : Initial Calibration
DataAcq Meth : MW111313

Internal Standards	R.T.	QIon	Response	Conc	Units	Dev(Min)
1) Fluorobenzene (IS)	10.29	96	1322161	12.50	ug/L	0.00
38) Chlorobenzene-d5 (IS)	13.91	117	1006129	12.50	ug/L	-0.01
59) 1,4-Dichlorobenzene-d4 (IS	16.51	152	478810	12.50	ug/L	0.00
System Monitoring Compounds						
2) Dibromofluoromethane (SU1)	9.43	113	432735	13.12	ug/L	0.00
Spiked Amount 12.500	Range 75 - 125		Recovery = 104.96%			
28) 1,2-Dichloroethane-d4 (SU2	9.89	65	444517	14.18	ug/L	0.00
Spiked Amount 12.500	Range 75 - 125		Recovery = 113.44%			
39) Toluene-d8 (SU3)	12.21	98	1184054	12.62	ug/L	0.00
Spiked Amount 12.500	Range 75 - 125		Recovery = 100.96%			
58) 4-Bromofluorobenzene (SU4)	15.21	95	515541	12.53	ug/L	-0.01
Spiked Amount 12.500	Range 75 - 125		Recovery = 100.24%			
Target Compounds						Qvalue
3) (F12) Dichlorodifluorometh	4.11	85	41462	1.28	ug/L	98
4) Chloromethane	4.46	50	32049	1.32	ug/L	88
5) Vinyl Chloride	4.60	62	28962	1.24	ug/L	73
6) Bromomethane	5.12	96	22089	1.34	ug/L	98
7) Chloroethane	5.25	64	12507	1.22	ug/L	97
8) (F11) Trichlorofluorometha	5.64	101	42596	1.17	ug/L	99
9) (F113) 1,1,2-Trichloro-tri	6.34	151	33334	1.28	ug/L	98
10) 1,1-Dichloroethene	6.43	96	40138	1.29	ug/L	45
11) Acetone	6.47	58	22408	5.76	ug/L #	3
12) (IPA) Leak Check Compound	6.51	45	115919	72.96	ug/L	86
13) Carbon disulfide	6.85	76	134795	1.23	ug/L #	89
14) Methylene Chloride	7.11	84	38556	1.06	ug/L #	33
15) (TBA) tert-Butanol	7.10	59	9118	4.04	ug/L	100
16) (MTBE) Methyl-t-butyl ethe	7.41	73	121655	1.62	ug/L #	85
17) trans-1,2-Dichloroethene	7.48	96	39567	1.11	ug/L #	51
18) 1,1-Dichloroethane	8.06	63	69362	1.17	ug/L	92
19) cis-1,2-Dichloroethene	8.83	96	42606	1.03	ug/L #	69
20) 2,2-Dichloropropane	8.84	77	2505	0.05	ug/L #	1
21) (MEK) 2-Butanone	8.79	72	7716	2.08	ug/L #	7
22) (DIPE) Diisopropyl Ether	8.01	45	140220	1.36	ug/L #	87
23) Bromochloromethane	9.17	128	16277	0.92	ug/L #	45
24) Chloroform	9.21	83	91005	1.31	ug/L	95

(#) = qualifier out of range (m) = manual integration

Data File : C:\HPCHEM\1\DATA\060214L3\F02CCV01.D Vial: 9
Acq On : 2 Jun 2014 9:44 am Operator: DN
Sample : 1.25/2.5/12.5 ug/L 8260B std Inst : GC/MS Ins
Misc : 20mL 8260 CCV Multiplr: 1.00
MS Integration Params: rteint.p
Quant Time: Jun 2 10:11 19114 Quant Results File: MW111313.RES

Quant Method : C:\HPCHEM\1\METHODS\MW111313.M (RTE Integrator)
Title : 8260B GC/MS #3 ICAL 11/13/13 DN
Last Update : Wed Nov 13 19:38:32 2013
Response via : Initial Calibration
DataAcq Meth : MW111313

Compound	R.T.	QIon	Response	Conc Unit	Qvalue
25) (ETBE) 2-ethoxy 2-methyl p	8.50	59	119430	1.25 ug/L #	91
26) 1,1,1-Trichloroethane	9.50	97	72643	1.33 ug/L	95
27) (TAME) tert-Amyl methyl et	10.00	73	105684	1.27 ug/L #	90
29) 1,1-Dichloropropene	9.69	75	79599	1.56 ug/L #	89
30) Carbon Tetrachloride	9.71	117	51277	1.15 ug/L	92
31) Benzene	9.98	78	140305	1.13 ug/L #	85
32) 1,2-Dichloroethane	9.99	62	61336	1.39 ug/L	90
33) Trichloroethene	10.74	130	48134	1.20 ug/L	86
34) 1,2-Dichloropropane	11.05	63	39819	1.34 ug/L #	35
35) Dibromomethane	11.21	93	38230	1.65 ug/L #	81
36) Bromodichloromethane	11.34	83	78426	1.68 ug/L	99
37) cis-1,3-Dichloropropene	11.87	75	58918	1.16 ug/L #	56
40) (MIBK) 4-Methyl-2-Pentanon	12.11	43	31693	1.58 ug/L #	100
41) Toluene	12.28	91	148228	1.08 ug/L	92
42) trans-1,3-Dichloropropene	12.50	75	58055	1.28 ug/L #	52
43) 1,1,2-Trichloroethane	12.75	83	30078	1.22 ug/L #	69
44) Tetrachloroethene	12.93	164	55074	1.14 ug/L	88
45) 1,3-Dichloropropane	12.96	76	55505	1.18 ug/L	97
46) 2-Hexanone	12.97	43	73499	3.34 ug/L #	80
47) Dibromochloromethane	13.25	129	55062	1.56 ug/L #	93
48) 1,2-Dibromoethane	13.42	107	48417	1.51 ug/L	93
49) Chlorobenzene	13.95	112	104356	1.13 ug/L #	72
50) 1,1,1,2-Tetrachloroethane	14.01	131	46491	1.41 ug/L #	89
51) Ethylbenzene	14.02	91	203547	1.31 ug/L	95
52) m,p-Xylenes	14.14	106	120300	2.17 ug/L #	39
53) o-Xylene	14.61	106	60908	1.11 ug/L #	38
54) Styrene	14.62	104	99925	1.25 ug/L #	65
55) Bromoform	14.91	173	34871	1.74 ug/L #	87
56) Isopropylbenzene	15.00	105	209343	1.39 ug/L #	86
57) 1,2,3-Trichloropropane	15.42	75	85782	2.09 ug/L #	1
60) 1,1,2,2-Tetrachloroethane	15.33	83	57358	1.66 ug/L	99
61) Bromobenzene	15.43	156	44206	1.18 ug/L #	66
62) n-Propylbenzene	15.46	91	283313	1.46 ug/L #	86
63) 2-Chlorotoluene	15.61	91	197758	1.66 ug/L #	82
64) 1,3,5-Trimethylbenzene	15.62	105	183888	1.54 ug/L #	83
65) 4-Chlorotoluene	15.72	91	181549	1.65 ug/L #	87
66) tert-Butylbenzene	16.02	119	147696	1.45 ug/L #	71

(#) = qualifier out of range (m) = manual integration

Data File : C:\HPCHEM\1\DATA\060214L3\F02CCV01.D Vial: 9
Acq On : 2 Jun 2014 9:44 am Operator: DN
Sample : 1.25/2.5/12.5 ug/L 8260B std Inst : GC/MS Ins
Misc : 20mL 8260 CCV Multiplr: 1.00
MS Integration Params: rteint.p
Quant Time: Jun 2 10:11 19114 Quant Results File: MW111313.RES

Quant Method : C:\HPCHEM\1\METHODS\MW111313.M (RTE Integrator)
Title : 8260B GC/MS #3 ICAL 11/13/13 DN
Last Update : Wed Nov 13 19:38:32 2013
Response via : Initial Calibration
DataAcq Meth : MW111313

	Compound	R.T.	QIon	Response	Conc	Unit		Qvalue
67)	1,2,4-Trimethylbenzene	16.06	105	189633	1.52	ug/L	#	79
68)	sec-Butylbenzene	16.24	105	217939	1.35	ug/L	#	91
69)	p-Isopropyltoluene	16.38	119	184285	1.41	ug/L	#	82
70)	1,3-Dichlorobenzene	16.44	146	78542	1.11	ug/L	#	91
71)	1,4-Dichlorobenzene	16.44	146	78542	1.11	ug/L		93
72)	n-Butylbenzene	16.84	91	207019	1.51	ug/L	#	90
73)	1,2-Dichlorobenzene	16.99	146	72773	1.16	ug/L	#	90
74)	1,2-Dibromo-3-chloropropan	17.93	75	22479	4.08	ug/L	#	68
75)	1,2,4-Trichlorobenzene	19.03	180	53414	1.25	ug/L	#	94
76)	Hexachlorobutadiene	19.19	225	34896	1.81	ug/L		95
77)	Naphthalene	19.44	128	121607	1.29	ug/L		100
78)	Hexachloroethane	17.29	201	18600	1.34	ug/L	#	81
79)	1,2,3-Trichlorobenzene	19.82	180	46296	1.14	ug/L	#	93

(#) = qualifier out of range (m) = manual integration

Quantitation Report

Data File : C:\HPCHEM\1\DATA\060214L3\F02CCV01.D Vial: 9
Acq On : 2 Jun 2014 9:44 am Operator: DN
Sample : 1.25/2.5/12.5 ug/L 8260B std Inst : GC/MS Ins
Misc : 20mL 8260 CCV Multiplr: 1.00
MS Integration Params: rteint.p
Quant Time: Jun 2 10:11 19114 Quant Results File: MW111313.RES

Method : C:\HPCHEM\1\METHODS\MW111313.M (RTE Integrator)
Title : 8260B GC/MS #3 ICAL 11/13/13 DN
Last Update : Wed Nov 13 19:38:32 2013
Response via : Initial Calibration



Evaluate Continuing Calibration Report

Data File : C:\HPCHEM\1\DATA\060214L3\F02CCV01.D Vial: 9
Acq On : 2 Jun 2014 9:44 am Operator: DN
Sample : 1.25/2.5/12.5 ug/L 8260B std Inst : GC/MS Ins
Misc : 20mL 8260 CCV Multiplr: 1.00
MS Integration Params: rteint.p

Method : C:\HPCHEM\1\METHODS\MW111313.M (RTE Integrator)
Title : 8260B GC/MS #3 ICAL 11/13/13 DN
Last Update : Wed Nov 13 19:38:32 2013
Response via : Multiple Level Calibration

Min. RRF : 0.000 Min. Rel. Area : 50% Max. R.T. Dev 0.50min
Max. RRF Dev : 30% Max. Rel. Area : 200%

		Compound	Amount	Calc.	%Dev	Area%	Dev(min)
1	I	Fluorobenzene (IS)	12.500	12.500	0.0	100	0.00
2	S	Dibromofluoromethane (SU1)	12.500	13.121	-5.0	102	0.00
3	T	(F12) Dichlorodifluorometha	1.250	1.279	-2.3	107	0.04
4	P	Chloromethane	1.250	1.324	-5.9	110	0.07
5	CM	Vinyl Chloride	1.250	1.241	0.7	105	0.04
6	T	Bromomethane	1.250	1.341	-7.3	103	0.02
7	T	Chloroethane	1.250	1.217	2.6	93	0.01
8	T	(F11) Trichlorofluoromethan	1.250	1.174	6.1	95	0.03
9	T	(F113) 1,1,2-Trichloro-trif	1.250	1.282	-2.6	94	0.01
10	CM	1,1-Dichloroethene	1.250	1.287	-3.0	98	0.03
11	T	Acetone	1.250	5.765	-361.2#	275	0.01
12	M	(IPA) Leak Check Compound	62.500	72.962	-16.7	125	-0.03
13	T	Carbon disulfide	1.250	1.226	1.9	97	0.04
14	T	Methylene Chloride	1.250	1.062	15.0	86	0.03
15		(TBA) tert-Butanol	12.500	4.043	67.7#	31	-0.02
16	TM	(MTBE) Methyl-t-butyl ether	2.500	1.624	35.0#	63	0.00
17	T	trans-1,2-Dichloroethene	1.250	1.112	11.0	83	0.01
18	PM	1,1-Dichloroethane	1.250	1.167	6.6	89	0.00
19	T	cis-1,2-Dichloroethene	1.250	1.032	17.4	83	0.00
20	T	2,2-Dichloropropane	1.250	0.048	96.2#	4	0.01
21	T	(MEK) 2-Butanone	1.250	2.076	-66.1#	141	0.00
22	T	(DIPE) Diisopropyl Ether	1.250	1.357	-8.6	103	0.00
23	T	Bromochloromethane	1.250	0.920	26.4	65	0.02
24	CM	Chloroform	1.250	1.314	-5.1	101	0.00
25	T	(ETBE) 2-ethoxy 2-methyl pr	1.250	1.250	0.0	97	0.00
26	T	1,1,1-Trichloroethane	1.250	1.330	-6.4	105	0.01
27	T	(TAME) tert-Amyl methyl eth	1.250	1.271	-1.7	104	0.00
28	S	1,2-Dichloroethane-d4 (SU2)	12.500	14.182	-13.5	112	0.00
29	T	1,1-Dichloropropene	1.250	1.560	-24.8	123	0.00
30	T	Carbon Tetrachloride	1.250	1.152	7.8	84	0.00
31	M	Benzene	1.250	1.127	9.8	87	0.00
32	M	1,2-Dichloroethane	1.250	1.394	-11.5	110	0.00
33	M	Trichloroethene	1.250	1.198	4.2	91	0.00
34	C	1,2-Dichloropropane	1.250	1.341	-7.3	103	0.00
35	T	Dibromomethane	1.250	1.645	-31.6#	118	0.00
36	T	Bromodichloromethane	1.250	1.677	-34.2#	132	0.00
37	T	cis-1,3-Dichloropropene	1.250	1.156	7.5	90	0.00

(#) = Out of Range

Evaluate Continuing Calibration Report

Data File : C:\HPCHEM\1\DATA\060214L3\F02CCV01.D Vial: 9
Acq On : 2 Jun 2014 9:44 am Operator: DN
Sample : 1.25/2.5/12.5 ug/L 8260B std Inst : GC/MS Ins
Misc : 20mL 8260 CCV Multiplr: 1.00
MS Integration Params: rteint.p

Method : C:\HPCHEM\1\METHODS\MW111313.M (RTE Integrator)
Title : 8260B GC/MS #3 ICAL 11/13/13 DN
Last Update : Wed Nov 13 19:38:32 2013
Response via : Multiple Level Calibration

Min. RRF : 0.000 Min. Rel. Area : 50% Max. R.T. Dev 0.50min
Max. RRF Dev : 30% Max. Rel. Area : 200%

		Compound	Amount	Calc.	%Dev	Area%	Dev(min)
38	I	Chlorobenzene-d5 (IS)	12.500	12.500	0.0	97	-0.01
39	S	Toluene-d8 (SU3)	12.500	12.618	-0.9	100	0.00
40	T	(MIBK) 4-Methyl-2-Pentanone	1.250	1.578	-26.2	391	0.00
41	CM	Toluene	1.250	1.081	13.5	91	0.00
42	T	trans-1,3-Dichloropropene	1.250	1.282	-2.6	93	-0.01
43	T	1,1,2-Trichloroethane	1.250	1.215	2.8	89	0.00
44	M	Tetrachloroethene	1.250	1.143	8.6	84	-0.01
45	T	1,3-Dichloropropane	1.250	1.179	5.7	94	-0.01
46	T	2-Hexanone	1.250	3.340	-167.2#	267	0.00
47	T	Dibromochloromethane	1.250	1.558	-24.6	116	-0.01
48	T	1,2-Dibromoethane	1.250	1.510	-20.8	116	-0.01
49	PM	Chlorobenzene	1.250	1.129	9.7	89	-0.01
50	T	1,1,1,2-Tetrachloroethane	1.250	1.414	-13.1	110	-0.01
51	CM	Ethylbenzene	1.250	1.305	-4.4	106	0.00
52	TM	m,p-Xylenes	2.500	2.170	13.2	87	-0.01
53	TM	o-Xylene	1.250	1.111	11.1	88	0.00
54	T	Styrene	1.250	1.248	0.2	92	-0.01
55	P	Bromoform	1.250	1.738	-39.0#	130	0.00
56	T	Isopropylbenzene	1.250	1.394	-11.5	112	0.00
57	T	1,2,3-Trichloropropane	1.250	2.092	-67.4#	161	0.00
58	S	4-Bromofluorobenzene (SU4)	12.500	12.528	-0.2	98	-0.01
59	I	1,4-Dichlorobenzene-d4 (IS)	12.500	12.500	0.0	95	0.00
60	P	1,1,2,2-Tetrachloroethane	1.250	1.663	-33.0#	131	-0.01
61	T	Bromobenzene	1.250	1.175	6.0	93	-0.01
62	T	n-Propylbenzene	1.250	1.463	-17.0	123	0.00
63	T	2-Chlorotoluene	1.250	1.659	-32.7#	129	0.00
64	T	1,3,5-Trimethylbenzene	1.250	1.541	-23.3	121	-0.01
65	T	4-Chlorotoluene	1.250	1.650	-32.0#	129	-0.01
66	T	tert-Butylbenzene	1.250	1.453	-16.2	112	0.00
67	T	1,2,4-Trimethylbenzene	1.250	1.523	-21.8	124	0.00
68	T	sec-Butylbenzene	1.250	1.354	-8.3	104	-0.01
69	T	p-Isopropyltoluene	1.250	1.408	-12.6	110	0.00
70	T	1,3-Dichlorobenzene	1.250	1.109	11.3	84	-0.01
71	T	1,4-Dichlorobenzene	1.250	1.110	11.2	84	-0.10
72	T	n-Butylbenzene	1.250	1.506	-20.5	121	0.00
73	T	1,2-Dichlorobenzene	1.250	1.155	7.6	87	0.00

(#) = Out of Range

Data File : C:\HPCHEM\1\DATA\060214L3\F02CCV01.D Vial: 9
Acq On : 2 Jun 2014 9:44 am Operator: DN
Sample : 1.25/2.5/12.5 ug/L 8260B std Inst : GC/MS Ins
Misc : 20mL 8260 CCV Multiplr: 1.00
MS Integration Params: rteint.p

Method : C:\HPCHEM\1\METHODS\MW111313.M (RTE Integrator)
Title : 8260B GC/MS #3 ICAL 11/13/13 DN
Last Update : Wed Nov 13 19:38:32 2013
Response via : Multiple Level Calibration

Min. RRF : 0.000 Min. Rel. Area : 50% Max. R.T. Dev 0.50min
Max. RRF Dev : 30% Max. Rel. Area : 200%

		Compound	Amount	Calc.	%Dev	Area%	Dev(min)
74	T	1,2-Dibromo-3-chloropropane	1.250	4.081	-226.5#	302	0.00
75	T	1,2,4-Trichlorobenzene	1.250	1.251	-0.1	99	0.00
76	T	Hexachlorobutadiene	1.250	1.809	-44.7#	145	-0.01
77	T	Naphthalene	1.250	1.286	-2.9	105	-0.01
78	T	Hexachloroethane	1.250	1.344	-7.5	102	-0.01
79	T	1,2,3-Trichlorobenzene	1.250	1.143	8.6	93	0.00

(#) = Out of Range SPCC's out = 0 CCC's out = 0

SUMMARY OF INTERNAL STANDARDS

GC/MS QA-QC Check Report

Tune File : C:\HPCHEM\1\DATA\060214L3\F02BFB01.D
Tune Time : 2 Jun 14 6:12 am

Daily Calibration File : C:\HPCHEM\1\DATA\013014L3\A30CCV01.D

						(PFB) 1590180	(CLBD 1163370	(1,4- 587649
File	Sample	Surrogate Recovery %				Internal Standard Responses		
F0200001.D	3F40201-	90	100	90	98	959959	899548	456072
F0200002.D	3F40201-	92	89	90	91	1361744	1270833	624007
F0200003.D	34F0201-	99	89	88	95	1396912	1285052	641852
F0200004.D	3F40201-	111	118	89	107	1277102	1204182	617289
F0200005.D	3F40201-	100	94	91	93	1249356	1155970	626548
F0200006.D	3F40201-	86	123	92	115	1187680	1116841	592053
F0200007.D	3F40201-	108	109	90	99	1178685	1115191	566657
F0200008.D	3F40201-	106	101	91	95	1193768	1078807	575670
F0200009.D	3F40201-	91	132	90	108	1125891	1087623	587531
F0200010.D	3F40201-	99	97	86	82	1105700	1086224	590283
F02BLK01.D	34F0201-	94	93	94	107	1631767	1469972	712180
F02LCS01.D	34F0201-	105	123	108	98	1340147	1028974	463879
F02LCS02.D	34F0201-	83	100	101	82	1321855	1048189	478089

t - fails 12hr time check * - fails criteria

Created: Sun Jun 08 11:48:13 2014 GC
MS Ins

SUMMARY OF INSTRUMENT TUNING

BFB

Data File : C:\HPCHEM\1\DATA\060214L3\F02BFB01.D Vial: 1
Acq On : 2 Jun 2014 6:12 am Operator: DN
Sample : 50 ng BFB tune Inst : GC/MS Ins
Misc : 12HRS SYSTEM BFB TUNING Multiplr: 1.00
MS Integration Params: rteint.p
Method : C:\HPCHEM\1\METHODS\MW111313.M (RTE Integrator)
Title : 8260B GC/MS #3 ICAL 11/13/13 DN

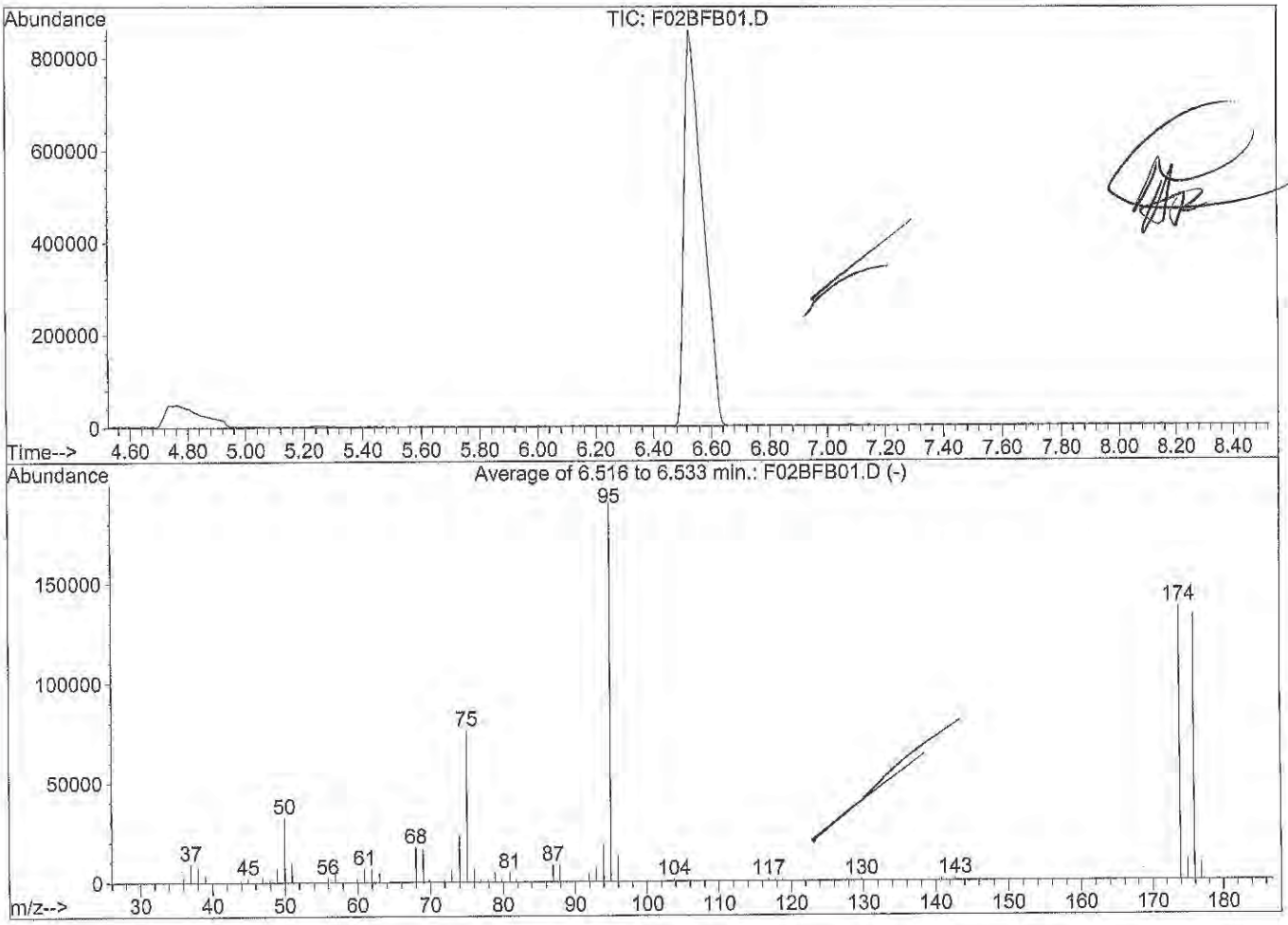

AutoFind: Scans 319, 320, 321; Background Corrected with Scan 312

Target Mass	Rel. to Mass	Lower Limit%	Upper Limit%	Rel. Abn%	Raw Abn	Result Pass/Fail
50	95	15	40	17.1	32368	PASS
75	95	30	60	40.2	76179	PASS
95	95	100	100	100.0	189675	PASS
96	95	5	9	6.8	12932	PASS
173	174	0.00	2	0.0	0	PASS
174	95	50	100	72.4	137253	PASS
175	174	5	9	7.5	10262	PASS
176	174	95	101	96.4	132253	PASS
177	176	5	9	6.4	8471	PASS

F02BFB01.D MW111313.M Mon Jun 02 06:53:38 2014

INJECTION LOG

Injection Log

Directory: c:\hpchem\1\data\060214l3

Line	Vial	FileName	Multiplier	SampleName	Misc Info	Injected
1	11	f0200001.d	10.	3F40201-01	100cc Equipment Blank	2 Jun 14 11:46
2	1	f0200002.d	10.	3F40201-02	100cc SVL-528-SA8-SV-5.0-6.0	2 Jun 14 12:16
3	2	f0200003.d	10.	34F0201-DUP1	100cc SVL-528-SA8-SV-5.0-6.0	2 Jun 14 12:51
4	3	f0200004.d	10.	3F40201-03	100cc SVL-528-SA8-SV-11.0-12.0	2 Jun 14 13:21
5	4	f0200005.d	10.	3F40201-04	100cc SVL-528-SA8-SV-18.5-19.5	2 Jun 14 13:50
6	5	f0200006.d	10.	3F40201-05	100cc SVL-505-SA5C-SV-5.0-6.0	2 Jun 14 14:21
7	6	f0200007.d	10.	3F40201-06	100cc SVL-505-SA5C-SV-10.0-11.0	2 Jun 14 14:50
8	7	f0200008.d	10.	3F40201-07	100cc SVL-805-SA5C-SV-10.0-11.0	2 Jun 14 15:19
9	8	f0200009.d	10.	3F40201-08	100cc SVL-505-SA5C-SV-15.0-16.0	2 Jun 14 15:49
10	1	f0200010.d	10.	3F40201-09	100cc FB-060214	2 Jun 14 16:18
11	1	f02bfb01.d	1.	50 ng BFB tune	12HRS SYSTEM BFB TUNING	2 Jun 14 06:12
12	11	f02blk01.d	10.	34F0201-BLK1	100cc AMBIENT AIR/H20	2 Jun 14 11:15
13	9	f02ccv01.d	1.	1.25/2.5/12.5 ug/L 8260B std	20mL 8260 CCV	2 Jun 14 09:44
14	10	f02lcs01.d	1.	34F0201-BS1	20cc 1.25/2.5/12.5 ug/L LCS	2 Jun 14 10:14
15	9	f02lcs02.d	1.	34F0201-BSD1	20cc 0.1/0.2/1.0 ug/L LCS	2 Jun 14 17:46

SAMPLE LOG SHEET

Environmental Support Technologies, Inc.
SOIL GAS - FIELD ANALYSIS
Sample Log Sheet

Date:_06/02/2014_____
Analyst:____DN_____
Lab ID:____# 3_____
Batch Number:_34F0201____
Project Number:_EST2754___

EPA Method:_8260B CHHSLS 0.02 RL GILAN AIR5 PUMP
Initial Calibration:_MW111313.MTH FLOW RATE @ 200mL/min
Cal Std Lot No.:__4D14009_____
LCS Std Lot No.:_4D14008_____ Glass Bulb Bake @
IS/SS Lot No.:___4D14001_____ 130 degree for 30 min

MWH SSFL, CA

File No.	Port No.	Sample Lab No.	Sample ID	Amount	Dilution Factor	Bulb Surr added	Time Sample Loaded	Time Sample Analyzed	Glass Bulb #	PID READING
F402BFB1	1	50uL BFB1	12HRS TUNING	1uL	1x	PASS	@	612		
CCV1	9	1.25/2.5/12.5 CCV1	8260 STARDARD	20mL	1x	930	931	942		
BS1	9	34F0201-BS1	8260 1.25/2.5/12.5 ug/L LCS	20mL	1x	955	956	1014		
BLK1	1	34F0201-BLK1	METHOD BLANK	100cc	1x	1100	1101	1115		
1	2	3F40201-01	EQUIPMENT BLANK	100cc	1x	1125	1126	1146	9	0.0
2	1	3F40201-02	SVL-528-SA8-SV-5.0-6.0	100cc	1x	908	909	1216	7	2.1
3	2	34F0201-DUP1	SVL-528-SA8-SV-5.0-6.0	100cc	1x	908	909	1251	7	2.1
4	3	3F40201-03	SVL-528-SA8-SV-11.0-12.0	100cc	1x	935	936	1321	6	3.5
5	4	3F40201-04	SVL-528-SA8-SV-18.5-19.5	100cc	1x	958	989	1350	12	6
6	5	3F40201-05	SVL-505-SA5C-SV-5.0-6.0	100cc	1x	1052	1053	1421	10	0.7
7	6	3F40201-06	SVL-505-SA5C-SV-10.0-11.0	100cc	1x	1124	1125	1450	3	1.6
8	7	3F40201-07	SVL-805-SA5C-SV-10.0-11.0	100cc	1x	1124	1125	1519	1	1.6
9	8	3F40201-08	SVL-505-SA5C-SV-15.0-16.0	100cc	1x	1159	1200	1549	11	2.2
10	1	3F40201-09	FB-060214	100cc	1x	1331	1332	1618	2	0.0
BSD1	9	34F0201-BSD1	8260 0.1/0.2/1.0 ug/L LCS	20mL	1x	1730	1731	1746		

CASE NARRATIVE

LABORATORY CASE NARRATIVE
(EPA 8260B)

SDG: 34F0201
DATE: June 02, 2014
PROJECT No.: EST2754

Nine (9) Glass Bulb soil vapor samples were analyzed on June 02, 2014, by EPA Method Analysis performed using a gas chromatograph/mass spectrometer (GC/MS).

Sample Preservation and Holding Times

Samples were preserved according to the method recommendation, unless otherwise noted on the chain-of-custody (COC) and /or the sample log sheet. Holding times were met, unless otherwise noted in the report with data qualifiers.

QA/QC Criteria

All quality objective criteria were met, except as noted in the report with data qualifiers.

Samples Analysis

No anomalies were observes during analysis of the samples.

COMMENTS:

Results that fall between the MDL and RL are 'J' flagged.

Adjusted values corrected for significant figure correction (10X) and sample volume (5X).

RAW DATA FOR QC SAMPLES AND INITIAL CALIBRATION DUPLICATE SAMPLE

Quantitation Report (QT Reviewed)

Data File : C:\HPCHEM\1\DATA\060214L3\F0200003.D Vial: 2
Acq On : 2 Jun 2014 12:51 pm Operator: DN
Sample : 34F0201-DUP1 Inst : GC/MS Ins
Misc : 100cc SVL-528-SA8-SV-5.0-6.0 Multiplr: 10.00
MS Integration Params: rteint.p
Quant Time: Jun 2 13:17 19114 Quant Results File: MW111313.RES

Quant Method : C:\HPCHEM\1\METHODS\MW111313.M (RTE Integrator)
Title : 8260B GC/MS #3 ICAL 11/13/13 DN
Last Update : Wed Nov 13 19:38:32 2013
Response via : Initial Calibration
DataAcq Meth : MW111313

Internal Standards	R.T.	QIon	Response	Conc	Units	Dev(Min)
1) Fluorobenzene (IS)	10.29	96	1396912	12.50	ug/L	0.00
38) Chlorobenzene-d5 (IS)	13.92	117	1285052	12.50	ug/L	0.00
59) 1,4-Dichlorobenzene-d4 (IS	16.50	152	641852	12.50	ug/L	0.00
System Monitoring Compounds						
2) Dibromofluoromethane (SU1)	9.42	113	429432m	12.32	ug/L	0.00
Spiked Amount 12.500	Range 75 - 125		Recovery = 98.56%			
28) 1,2-Dichloroethane-d4 (SU2	9.89	65	367900m	11.11	ug/L	0.00
Spiked Amount 12.500	Range 75 - 125		Recovery = 88.88%			
39) Toluene-d8 (SU3)	12.20	98	1321563	11.03	ug/L	0.00
Spiked Amount 12.500	Range 75 - 125		Recovery = 88.24%			
58) 4-Bromofluorobenzene (SU4)	15.22	95	621191m	11.82	ug/L	0.00
Spiked Amount 12.500	Range 75 - 125		Recovery = 94.56%			
Target Compounds						Qvalue
3) (F12) Dichlorodifluorometh	4.09	85	523	0.15	ug/L #	44
4) Chloromethane	4.39	50	2238	-0.27	ug/L #	41
5) Vinyl Chloride	4.43	62	557	0.23	ug/L #	1
6) Bromomethane	5.22	96	661	-1.35	ug/L	83
7) Chloroethane	5.17	64	1632	2.09	ug/L	98
8) (F11) Trichlorofluorometha	5.65	101	262	0.07	ug/L #	16
9) (F113) 1,1,2-Trichloro-tri	6.34	151	278	0.10	ug/L #	19
10) 1,1-Dichloroethene	6.18	96	271	0.08	ug/L #	1
11) Acetone	6.47	58	6921	8.09	ug/L #	1
12) (IPA) Leak Check Compound	6.48	45	53007	315.78	ug/L #	90
13) Carbon disulfide	6.83	76	2925	0.25	ug/L #	76
14) Methylene Chloride	7.08	84	1887	0.49	ug/L #	1
15) (TBA) tert-Butanol	7.11	59	299	1.25	ug/L #	77
16) (MTBE) Methyl-t-butyl ethe	7.41	73	595	0.08	ug/L #	55
17) trans-1,2-Dichloroethene	7.46	96	283	0.08	ug/L #	1
18) 1,1-Dichloroethane	7.99	63	328	0.05	ug/L #	1
20) 2,2-Dichloropropane	8.88	77	266	0.05	ug/L #	36
21) (MEK) 2-Butanone	8.79	72	309	0.79	ug/L #	1
22) (DIPE) Diisopropyl Ether	8.22	45	305	0.03	ug/L #	48
23) Bromochloromethane	9.17	128	310	0.17	ug/L #	1
24) Chloroform	9.20	83	3340	0.46	ug/L #	78
25) (ETBE) 2-ethoxy 2-methyl p	8.72	59	319	0.03	ug/L #	44

(#) = qualifier out of range (m) = manual integration

Data File : C:\HPCHEM\1\DATA\060214L3\F0200003.D Vial: 2
Acq On : 2 Jun 2014 12:51 pm Operator: DN
Sample : 34F0201-DUP1 Inst : GC/MS Ins
Misc : 100cc SVL-528-SA8-SV-5.0-6.0 Multiplr: 10.00
MS Integration Params: rteint.p
Quant Time: Jun 2 13:17 19114 Quant Results File: MW111313.RES

Quant Method : C:\HPCHEM\1\METHODS\MW111313.M (RTE Integrator)
Title : 8260B GC/MS #3 ICAL 11/13/13 DN
Last Update : Wed Nov 13 19:38:32 2013
Response via : Initial Calibration
DataAcq Meth : MW111313

Compound	R.T.	QIon	Response	Conc Unit	Qvalue
31) Benzene	9.98	78	1177	0.09 ~~ug/L~~ #	57
32) 1,2-Dichloroethane	9.91	62	11006	2.37 ~~ug/L~~ #	1
34) 1,2-Dichloropropane	11.06	63	439	0.14 ~~ug/L~~ #	38
35) Dibromomethane	11.41	93	884	0.36 ~~ug/L~~ #	5
37) cis-1,3-Dichloropropene	11.86	75	396	0.07 ~~ug/L~~ #	1
40) (MIBK) 4-Methyl-2-Pentanon	12.13	43	435	0.17 ~~ug/L~~ #	100
41) Toluene	12.28	91	2379	0.14 ug/L #	78
42) trans-1,3-Dichloropropene	12.51	75	305	0.05 ~~ug/L~~ #	30
46) 2-Hexanone	12.97	43	476	0.17 ~~ug/L~~ #	37
47) Dibromochloromethane	13.12	129	280	0.06 ~~ug/L~~ #	21
51) Ethylbenzene	14.02	91	546	0.03 ~~ug/L~~ #	45
52) m,p-Xylenes	14.14	106	974	0.14 ug/L #	81
53) o-Xylene	14.62	106	444	0.06 ~~ug/L~~ #	10
54) Styrene	14.63	104	1990	-0.68 ~~ug/L~~ #	84
56) Isopropylbenzene	14.84	105	343	0.02 ~~ug/L~~ #	55
57) 1,2,3-Trichloropropane	15.41	75	259	0.05 ~~ug/L~~ #	36
62) n-Propylbenzene	15.45	91	1489	0.06 ~~ug/L~~ #	56
63) 2-Chlorotoluene	15.61	91	299	0.02 ~~ug/L~~ #	45
64) 1,3,5-Trimethylbenzene	15.56	105	665	0.04 ~~ug/L~~ #	31
65) 4-Chlorotoluene	15.62	91	353	0.02 ~~ug/L~~ #	44
66) tert-Butylbenzene	16.17	119	283	0.02 ~~ug/L~~ #	24
67) 1,2,4-Trimethylbenzene	16.05	105	2267	0.14 ~~ug/L~~ #	33
68) sec-Butylbenzene	16.33	105	472	0.02 ~~ug/L~~ #	62
69) p-Isopropyltoluene	16.38	119	1382	0.08 ~~ug/L~~ #	52
72) n-Butylbenzene	16.91	91	263	0.01 ~~ug/L~~ #	30
74) 1,2-Dibromo-3-chloropropan	17.90	75	364	1.37 ~~ug/L~~ #	6
76) Hexachlorobutadiene	19.20	225	299	0.26 ~~ug/L~~ #	18
77) Naphthalene	19.45	128	670	0.05 ~~ug/L~~	100

(#) = qualifier out of range (m) = manual integration

Quantitation Report

Data File : C:\HPCHEM\1\DATA\060214L3\F0200003.D Vial: 2
Acq On : 2 Jun 2014 12:51 pm Operator: DN
Sample : 34F0201-DUP1 Inst : GC/MS Ins
Misc : 100cc SVL-528-SA8-SV-5.0-6.0 Multiplr: 10.00
MS Integration Params: rteint.p
Quant Time: Jun 2 13:17 19114 Quant Results File: MW111313.RES

Method : C:\HPCHEM\1\METHODS\MW111313.M (RTE Integrator)
Title : 8260B GC/MS #3 ICAL 11/13/13 DN
Last Update : Wed Nov 13 19:38:32 2013
Response via : Initial Calibration



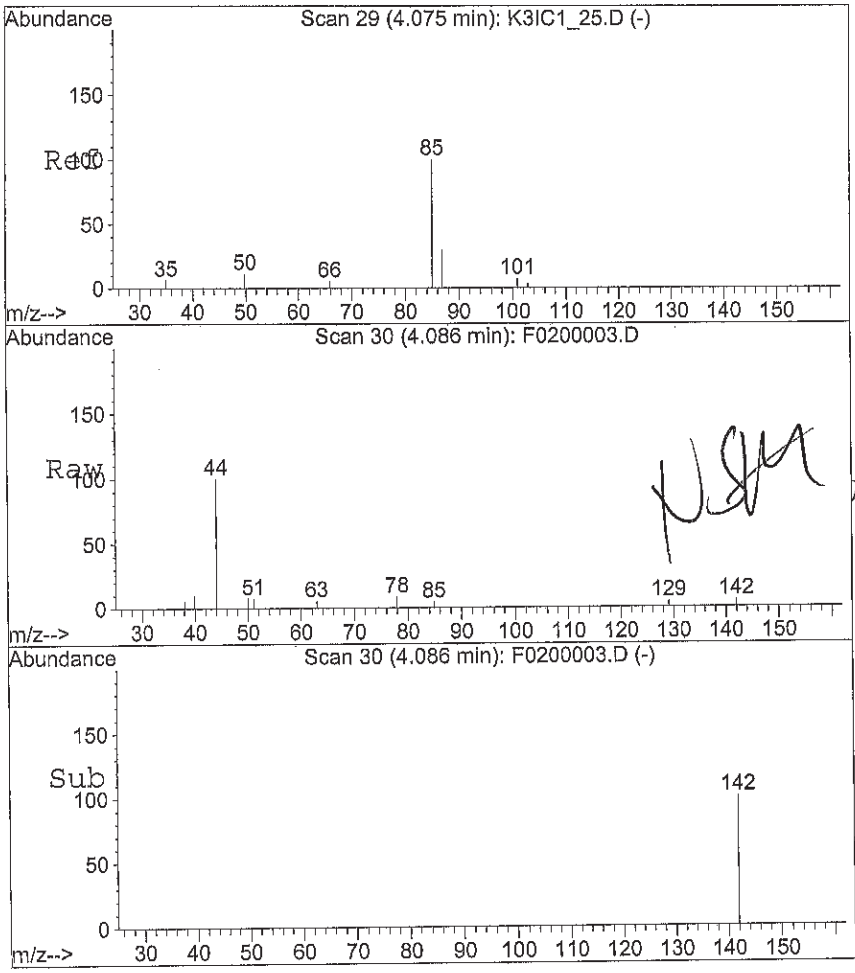

#3
(F12) Dichlorodifluoromethane
Concen: 0.15 ug/L
RT: 4.09 min Scan# 30
Delta R.T. 0.01 min
Lab File: F0200003.D
Acq: 2 Jun 2014 12:51 pm

Tgt Ion: 85 Resp: 523

Ion	Ratio	Lower	Upper
85	100		
87	0.0	24.6	37.0#

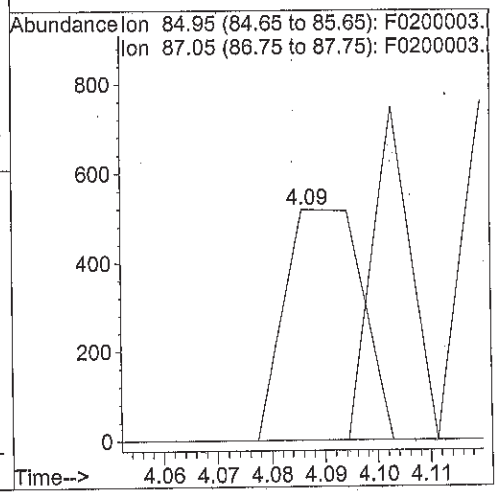

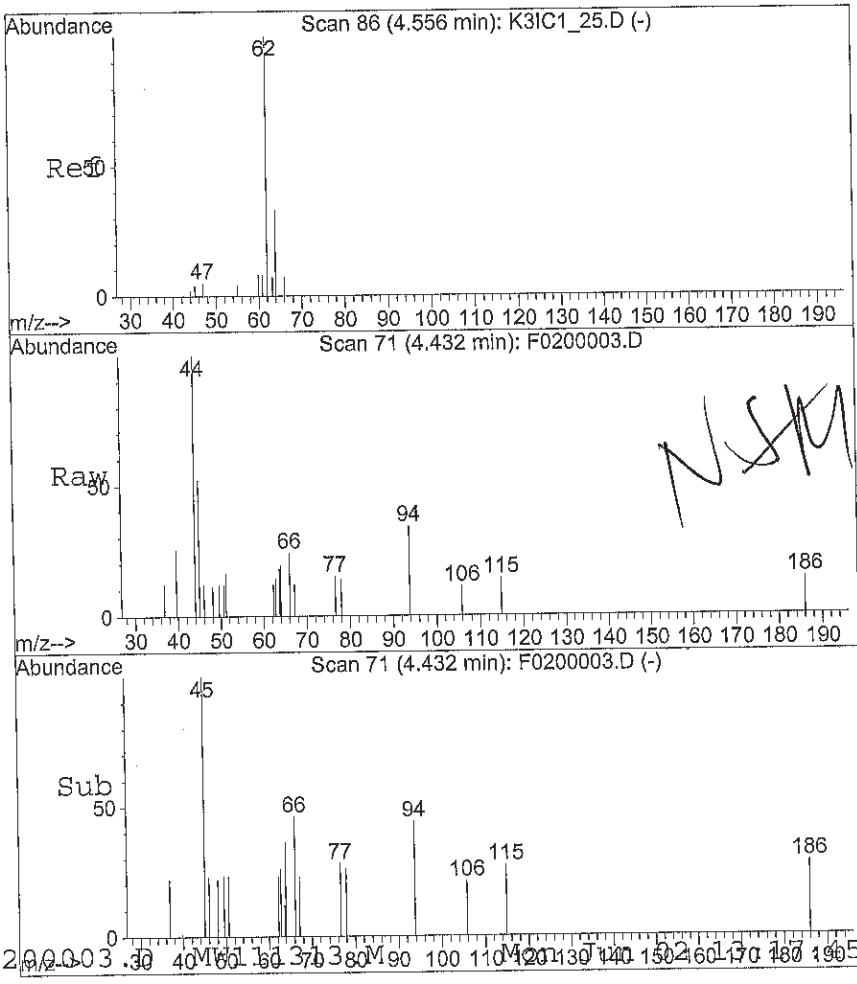

#5
Vinyl Chloride
Concen: 0.23 ug/L
RT: 4.43 min Scan# 71
Delta R.T. -0.12 min
Lab File: F0200003.D
Acq: 2 Jun 2014 12:51 pm

Tgt Ion: 62 Resp: 557

Ion	Ratio	Lower	Upper
62	100		
64	345.4	25.6	38.4#

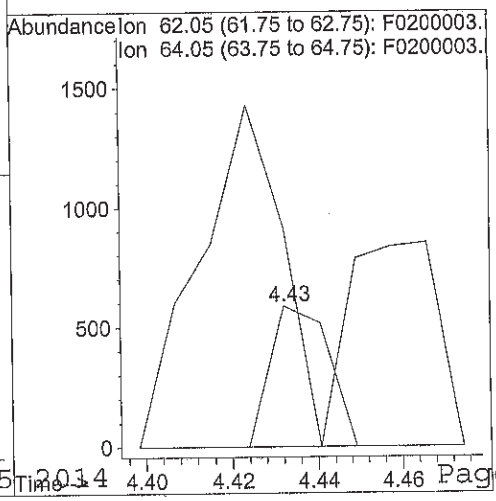

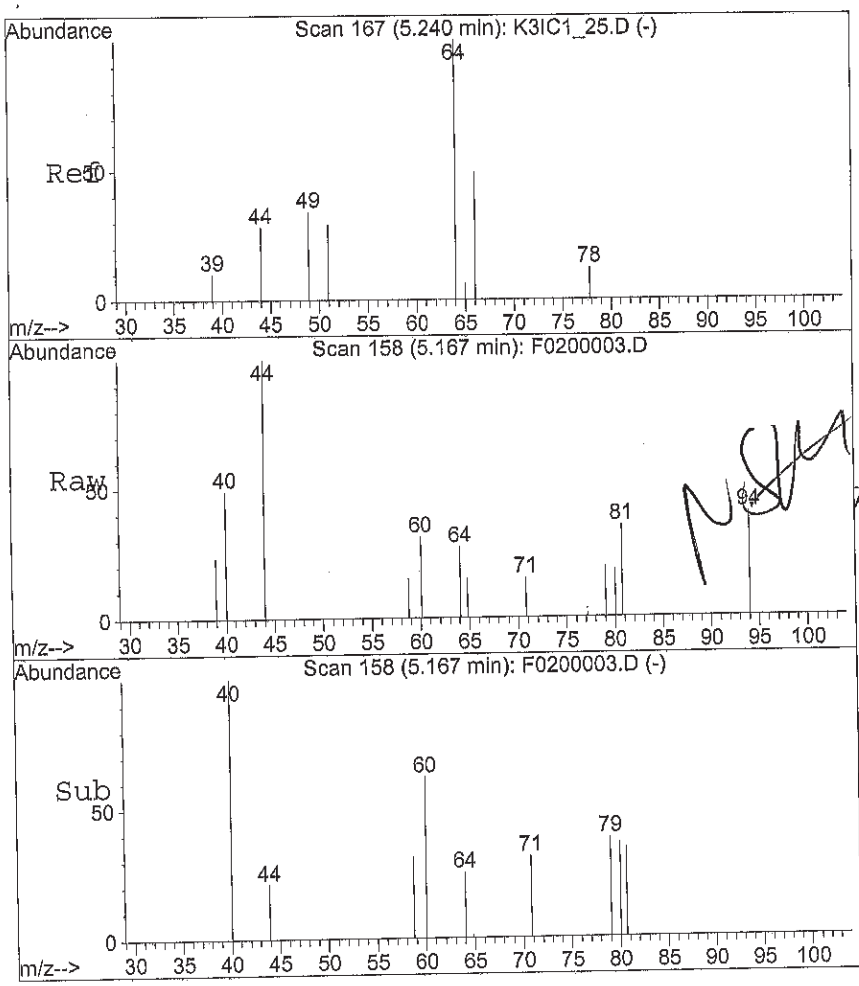

#7
Chloroethane
Concen: 2.09 ug/L
RT: 5.17 min Scan# 158
Delta R.T. -0.07 min
Lab File: F0200003.D
Acq: 2 Jun 2014 12:51 pm

Tgt Ion: 64 Resp: 1632

Ion	Ratio	Lower	Upper
64	100		
66	45.2	35.4	53.0

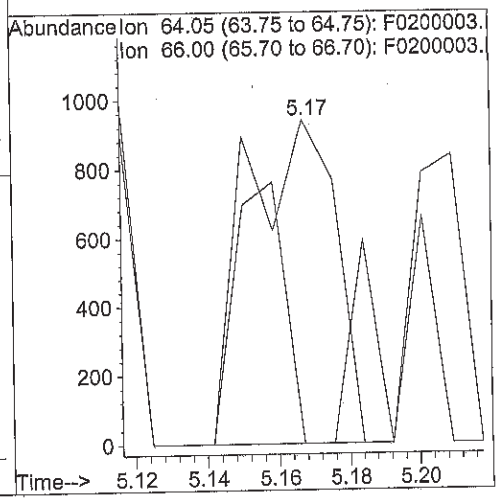



#8
(F11) Trichlorofluoromethane
Concen: 0.07 ug/L
RT: 5.65 min Scan# 215
Delta R.T. 0.04 min
Lab File: F0200003.D
Acq: 2 Jun 2014 12:51 pm

Tgt Ion:101 Resp: 262

Ion	Ratio	Lower	Upper
101	100		
103	0.0	54.5	81.7#

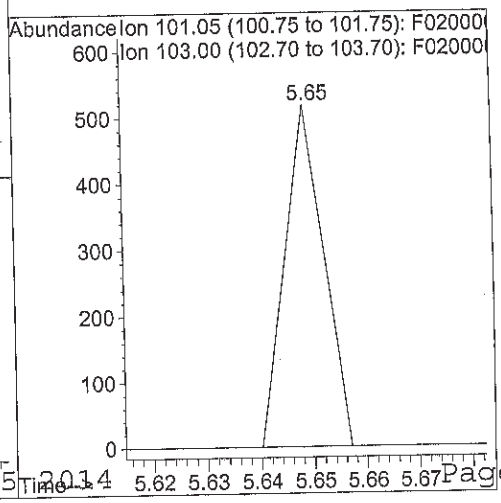

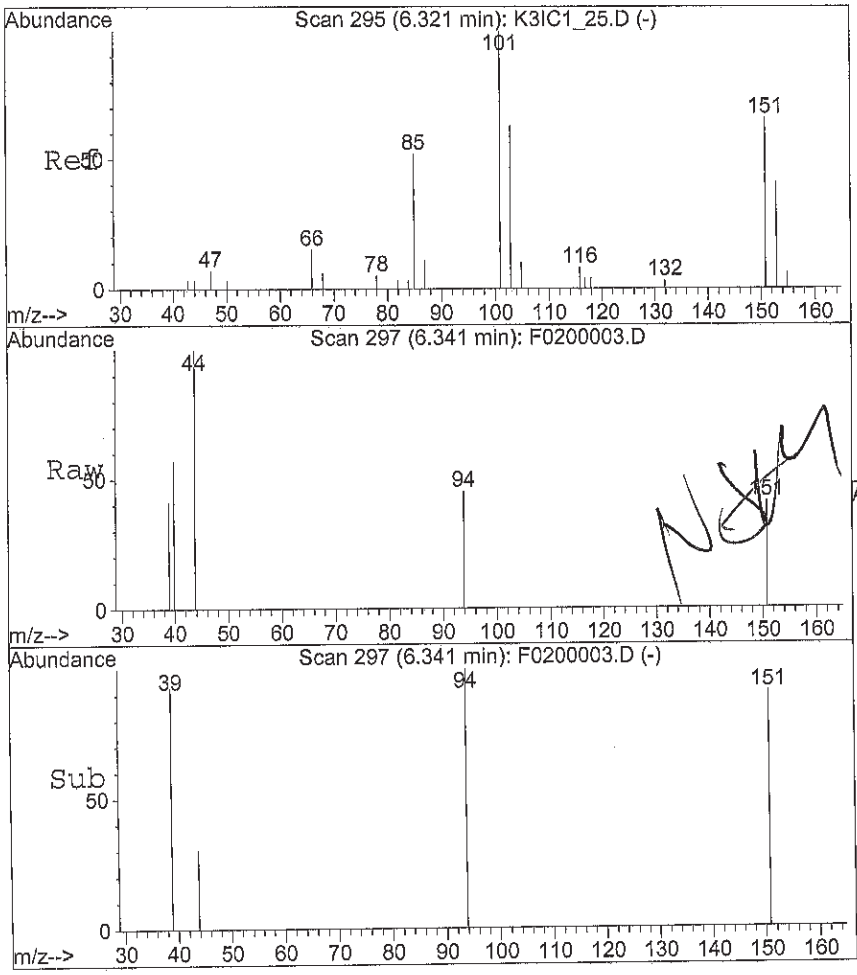

#9
(F113) 1,1,2-Trichloro-trifluor
Concen: 0.10 ug/L
RT: 6.34 min Scan# 297
Delta R.T. 0.02 min
Lab File: F0200003.D
Acq: 2 Jun 2014 12:51 pm

Tgt Ion:151 Resp: 278

Ion	Ratio	Lower	Upper
151	100		
153	0.0	49.6	74.4#

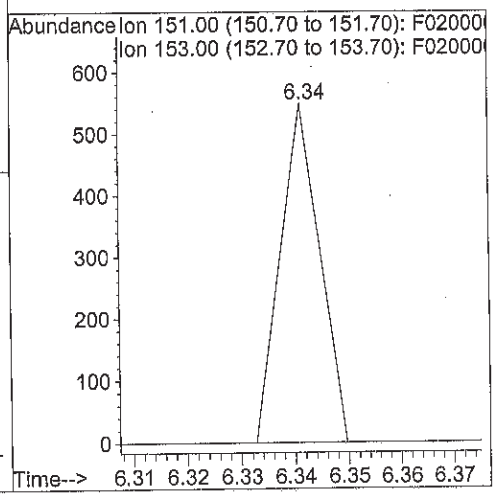

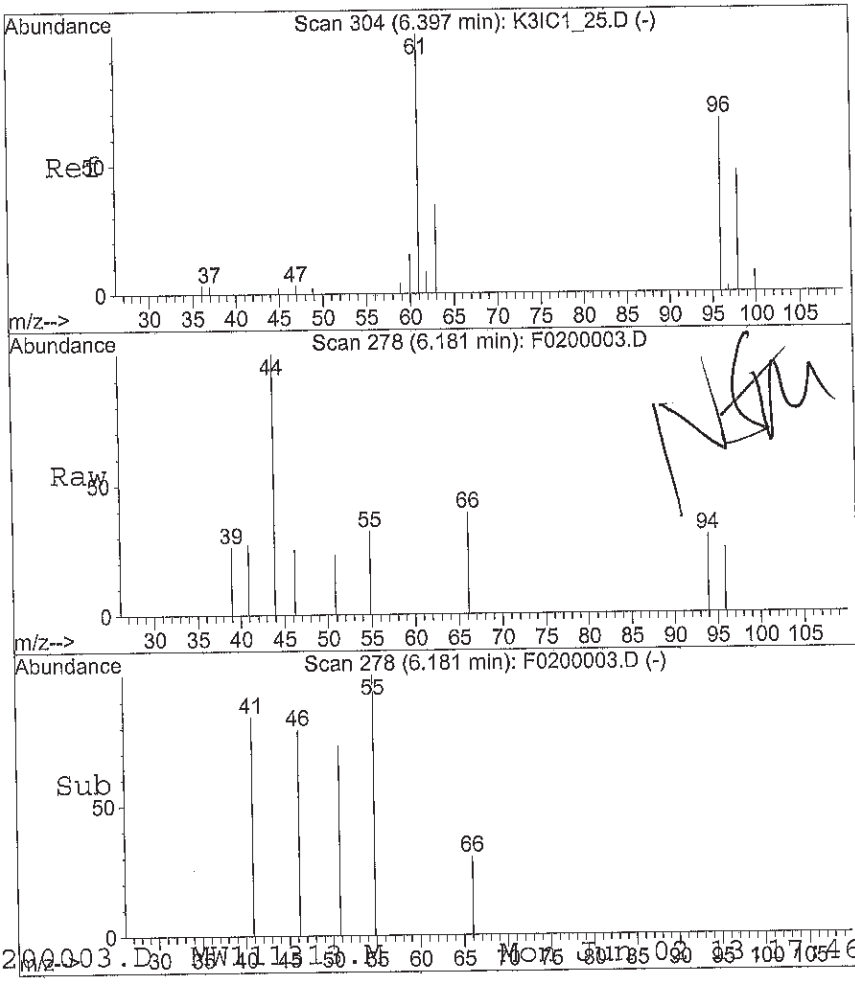

#10
1,1-Dichloroethene
Concen: 0.08 ug/L
RT: 6.18 min Scan# 278
Delta R.T. -0.22 min
Lab File: F0200003.D
Acq: 2 Jun 2014 12:51 pm

Tgt Ion: 96 Resp: 271

Ion	Ratio	Lower	Upper
96	100		
61	0.0	130.0	195.0#
98	0.0	56.2	84.4#
63	0.0	41.5	62.3#

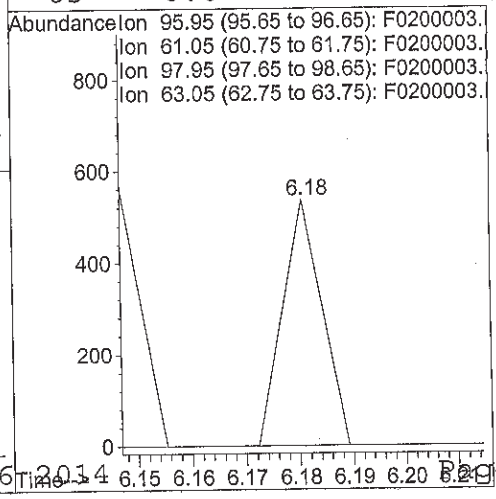

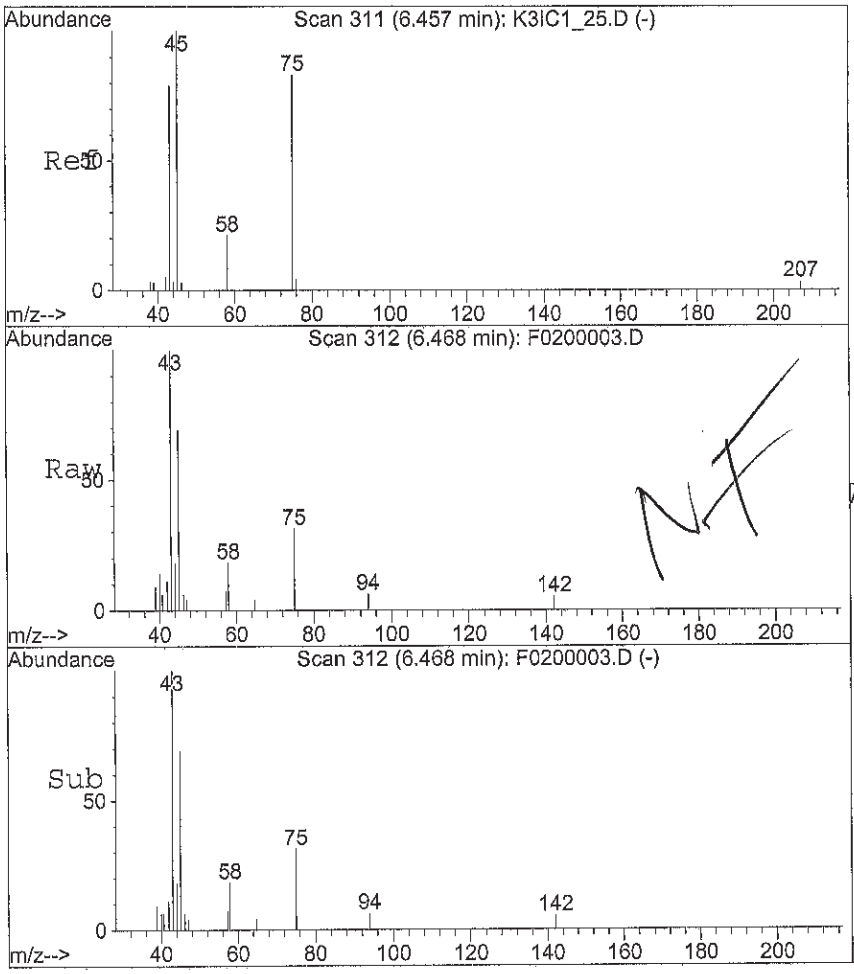

#11
Acetone
Concen: 8.09 ug/L
RT: 6.47 min Scan# 312
Delta R.T. 0.01 min
Lab File: F0200003.D
Acq: 2 Jun 2014 12:51 pm

Tgt Ion: 58 Resp: 6921

Ion	Ratio	Lower	Upper
58	100		
43	757.8	360.9	541.3#

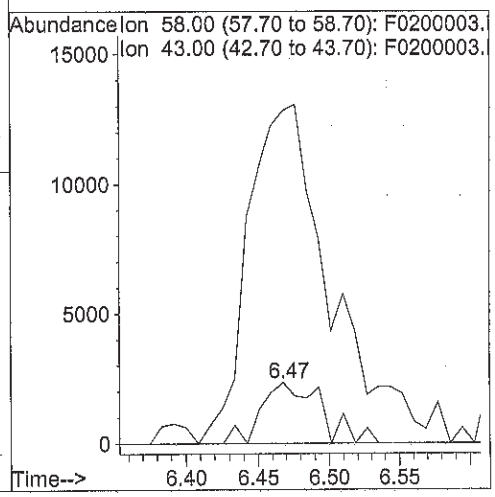

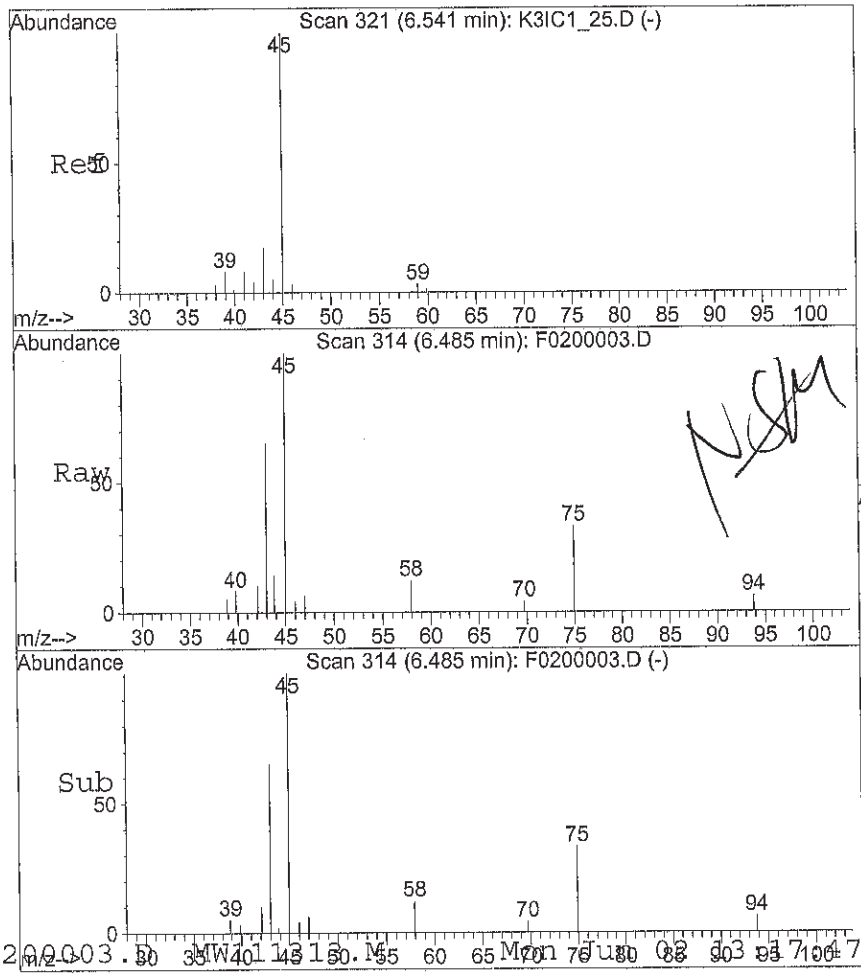

#12
(IPA) Leak Check Compound
Concen: 315.78 ug/L
RT: 6.48 min Scan# 314
Delta R.T. -0.06 min
Lab File: F0200003.D
Acq: 2 Jun 2014 12:51 pm

Tgt Ion: 45 Resp: 53007

Ion	Ratio	Lower	Upper
45	100		
39	2.7	4.9	7.3#

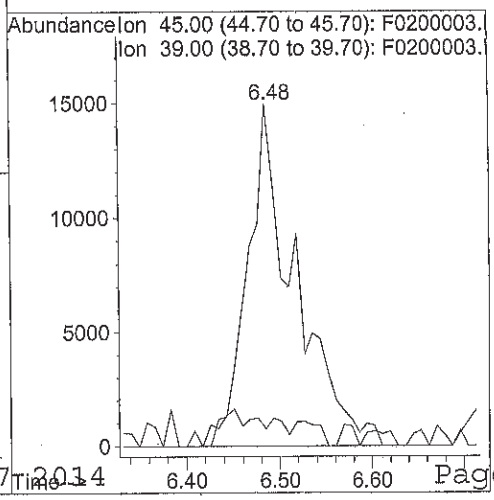

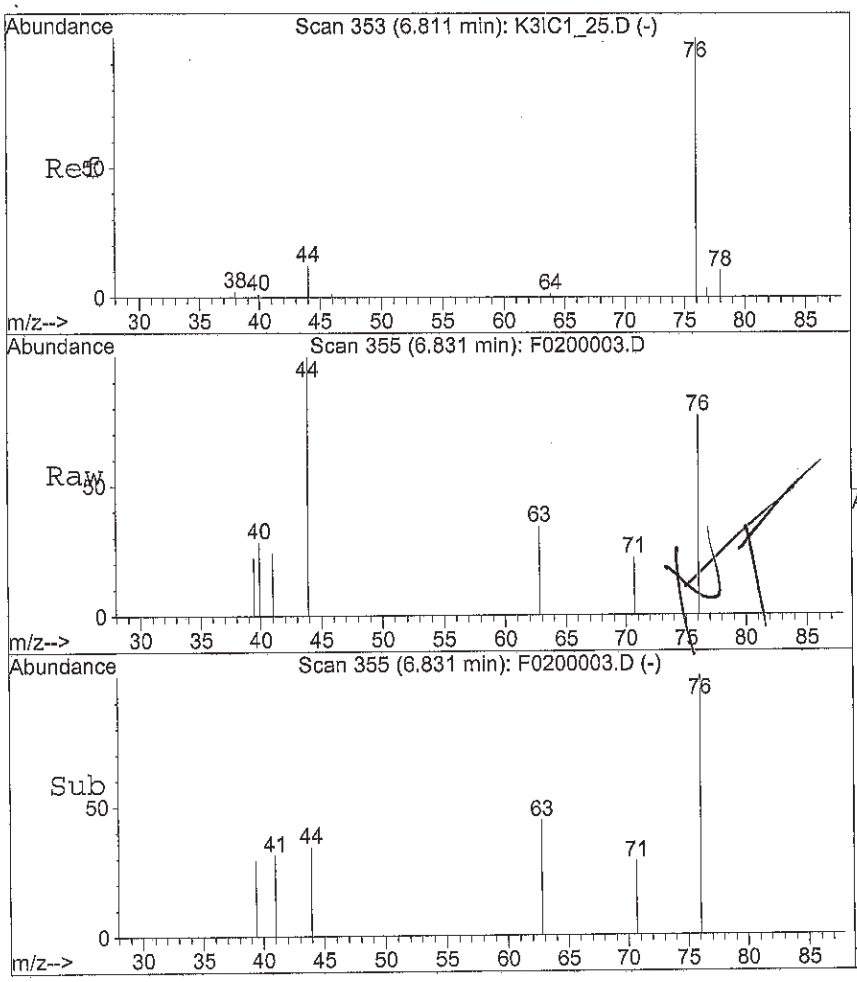

#13
Carbon disulfide
Concen: 0.25 ug/L
RT: 6.83 min Scan# 355
Delta R.T. 0.02 min
Lab File: F0200003.D
Acq: 2 Jun 2014 12:51 pm

Tgt Ion: 76 Resp: 2925

Ion	Ratio	Lower	Upper
76	100		
78	0.0	7.0	10.4#

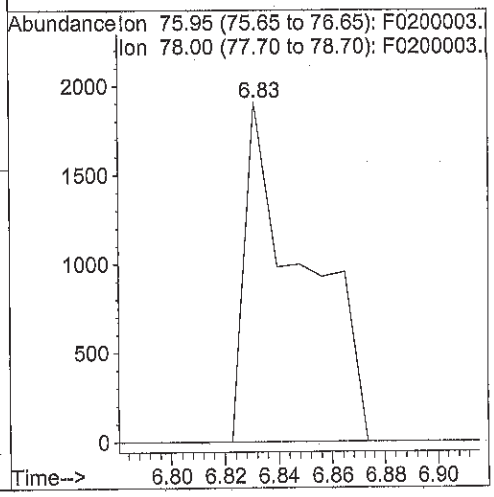

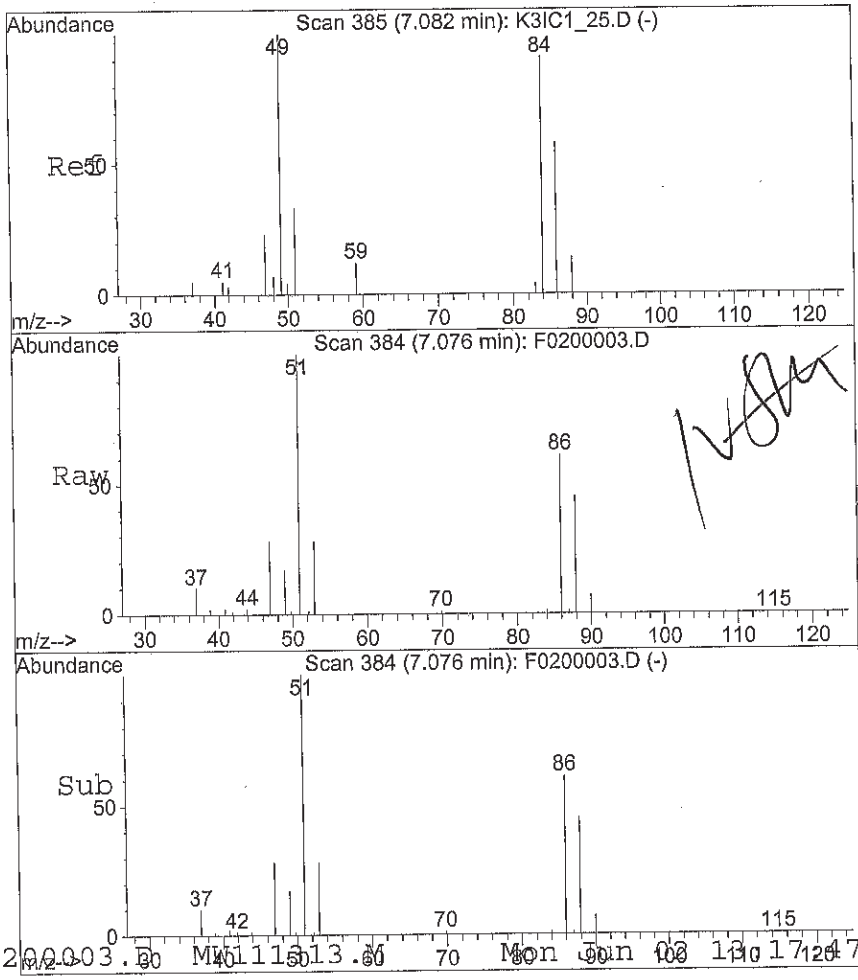

#14
Methylene Chloride
Concen: 0.49 ug/L
RT: 7.08 min Scan# 384
Delta R.T. -0.01 min
Lab File: F0200003.D
Acq: 2 Jun 2014 12:51 pm

Tgt Ion: 84 Resp: 1887

Ion	Ratio	Lower	Upper
84	100		
49	4810.4	89.8	134.6#
86	16594.7	51.1	76.7#
51	27238.9	28.5	42.7#

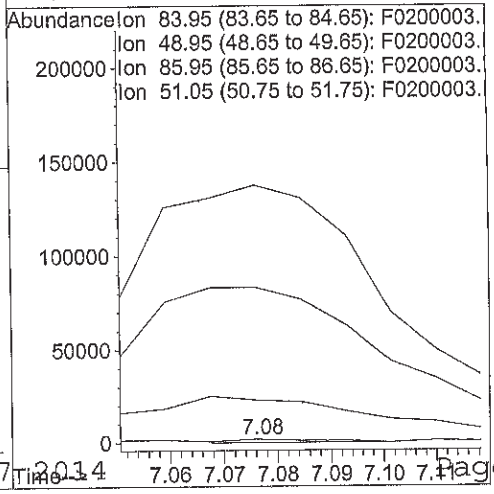

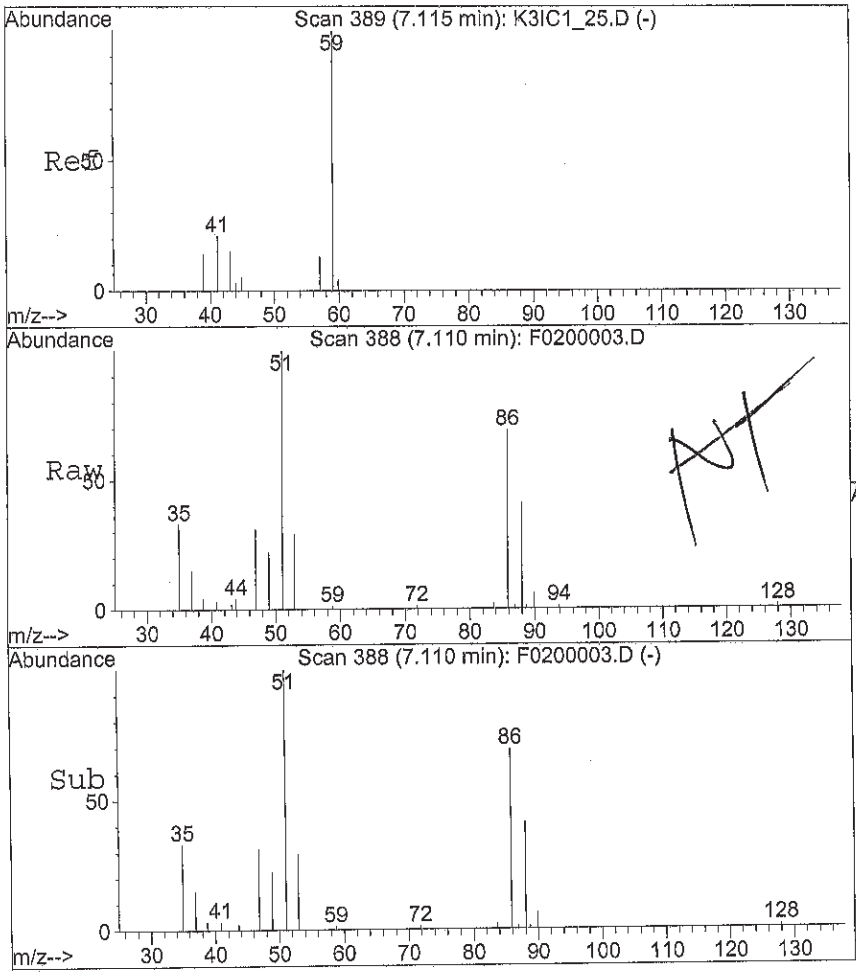

#15
(TBA) tert-Butanol
Concen: 1.25 ug/L
RT: 7.11 min Scan# 388
Delta R.T. -0.01 min
Lab File: F0200003.D
Acq: 2 Jun 2014 12:51 pm

Tgt Ion: 59 Resp: 299

Ion	Ratio	Lower	Upper
59	100		
57	0.0	6.4	9.6#

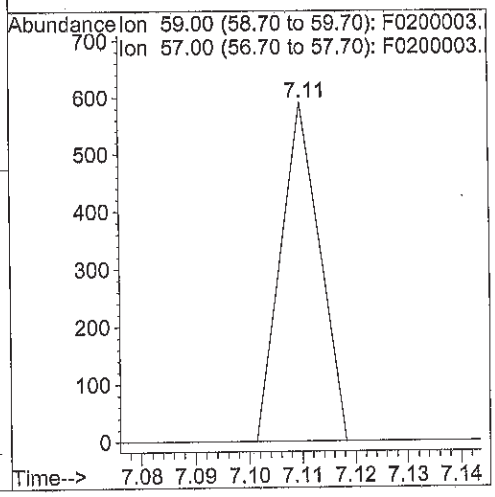

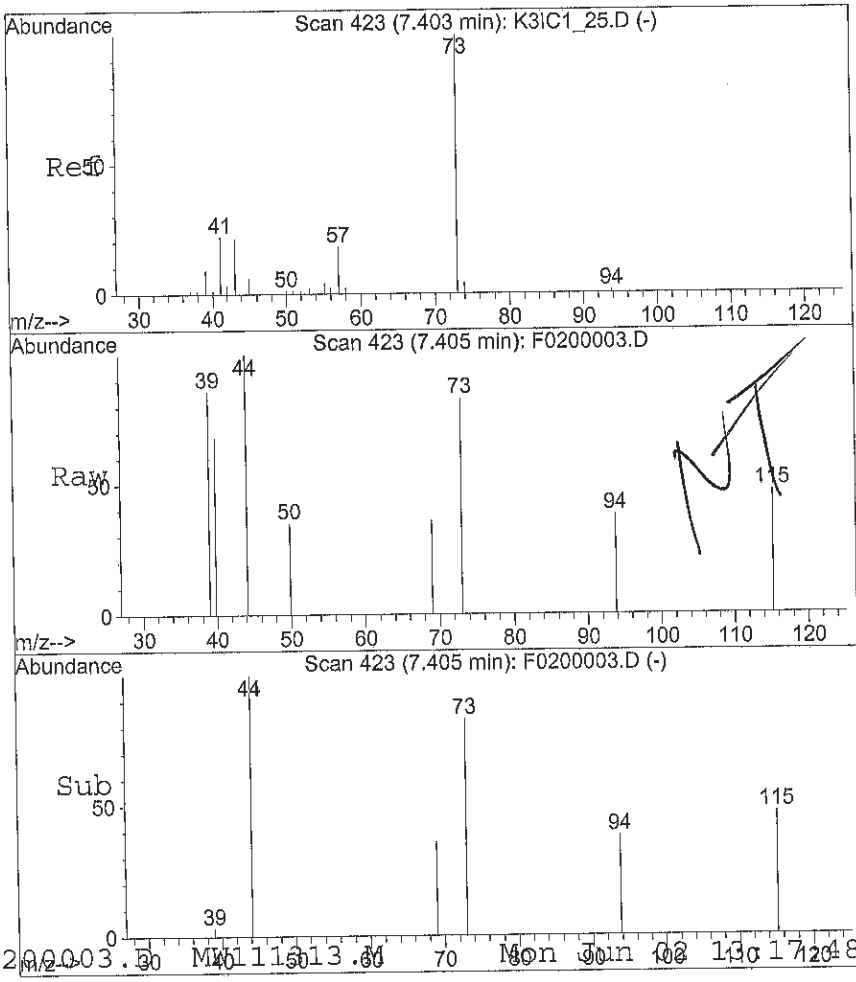

#16
(MTBE) Methyl-t-butyl ether
Concen: 0.08 ug/L
RT: 7.41 min Scan# 423
Delta R.T. 0.00 min
Lab File: F0200003.D
Acq: 2 Jun 2014 12:51 pm

Tgt Ion: 73 Resp: 595

Ion	Ratio	Lower	Upper
73	100		
57	0.0	15.8	23.8#
43	0.0	18.4	27.6#

