



U.S. DEPARTMENT OF
ENERGY

OFFICE OF
**ENVIRONMENTAL
MANAGEMENT**

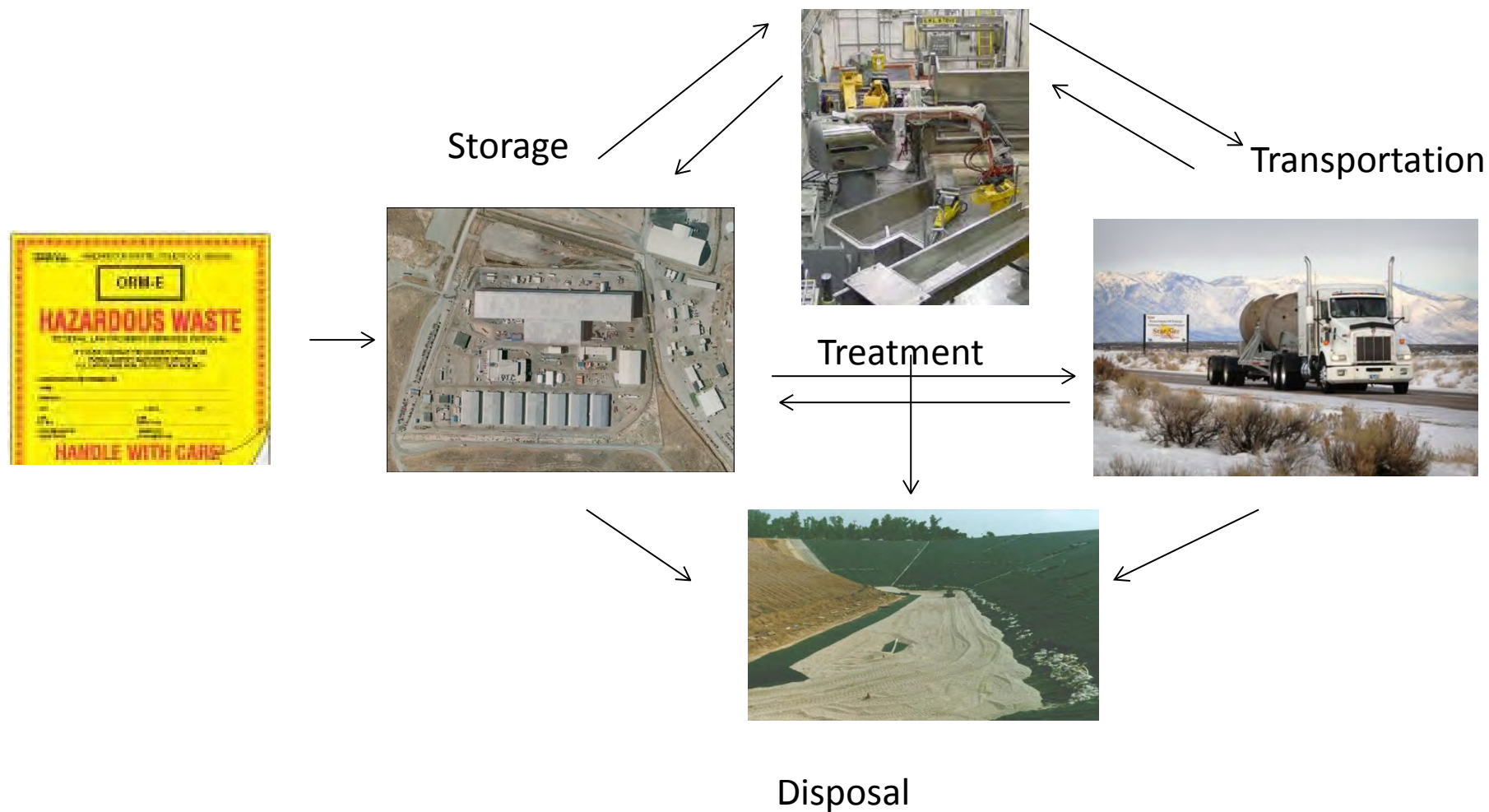
RCRA Permitting Process

Nicole K. Hernandez

Supervisor, Environmental Compliance
U.S. DOE— Idaho Operations Office

April 27, 2016

Resource Conservation and Recovery Act Manages Hazardous Waste Cradle-to-Grave



RCRA Permit Required for Treatment, Storage and Disposal Facilities

- ***Treatment facility*** – uses processes to alter the character or composition of waste.
- ***Storage facility*** – temporarily holds waste until treated or sent for disposal.
- ***Disposal facility*** – facility designed to permanently contain waste.

Treatment, Storage and Disposal Facility Permits at DOE's Idaho Site

- **Interim Status Units**
 - INTEC Tank Farm Facility WM-187, WM-188, WM-189 and WM-190
 - Transuranic Storage Area and Retrieval Enclosure (AMWTP)
- **Permitted Units**
 - Volume 14- INTEC Liquid Waste Management Permit
 - Volume 18- INTEC Storage and Treatment
 - Volume 21-Post Closure Permit for units closed as landfills
 - Volume 22-Calcine Solids Storage Facility Permit
 - Volume 23-Calcine Treatment Permit Application
 - MFC Consolidated Permit
 - AMWTP Permit
- INL RCRA Work Plan details all units in each permit

Public Notification and Participation Opportunities

RCRA requires permitting authority (DEQ) and facility being permitted (DOE and contractors) to provide public notification and participation opportunities during the permitting and permit modification process.



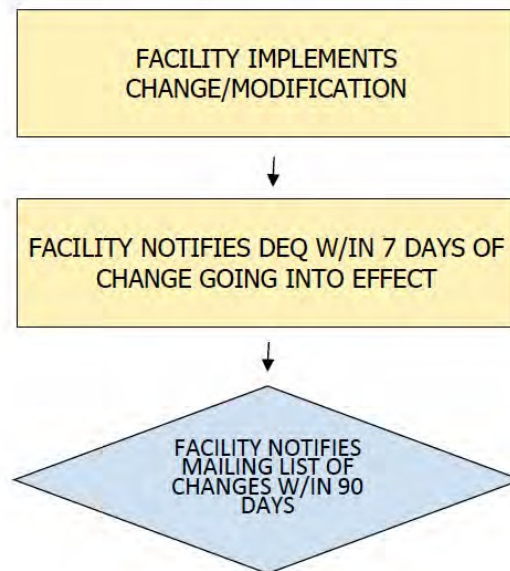
RCRA Permit Application and Permit Modification Process

- **RCRA Permit Modification Requests (PMRs)**
 - Most of the current INL RCRA permitting activity is for changes or modifications to existing RCRA Permits.
- **Three “classes” or types of PMRs:**
 - Class 1
 - Class 2
 - Class 3
- Public notification and participation for PMRs varies depending on the class of PMR.

Class 1 Permit Modification Request

- Address routine and administrative changes that *do not substantively alter the permit conditions or reduce the capacity of the facility to protect human health or the environment.*
- Most Class 1 PMRs do not require DEQ approval before they are implemented:
 - Administrative and informational changes
 - Equipment replacement or upgrading with functionally equivalent components
 - Changes in facility contacts
 - Changes in ground-water sampling or analysis procedures to conform with agency guidance or regulations
 - Changes in monitoring schedule to provide for more frequent monitoring, reporting, sampling, or maintenance
- Class 1 PMRs that require director approval have no set timeframes for DEQ to make determination, however Facility can elect to follow Class 2 process.
 - Changes in ownership or operational control of a facility
 - Changes to remove permit conditions that are no longer applicable

Class 1 Flowchart

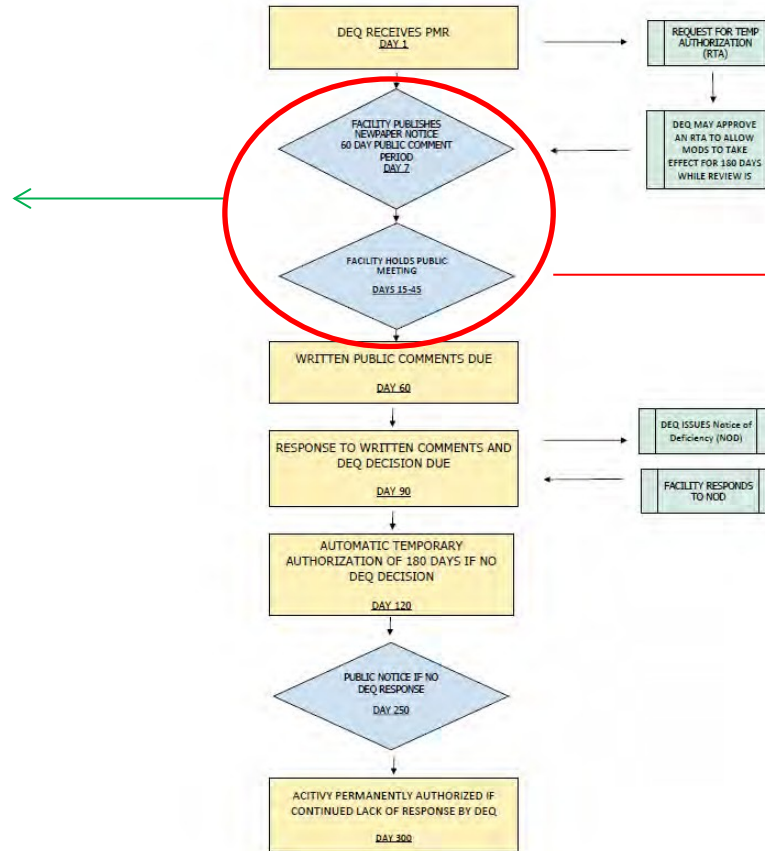


Class 2 Permit Modification Request

- Address changes that *do not substantively alter the facility's design or the management practices prescribed by the permit*:
 - Common variations in the types and quantities of the wastes managed under permit
 - Technological advancements
 - Changes to comply with new regulations, w/o substantially changing design specifications or management practices in the permit
 - Changes in inspection schedule frequency or content
 - Changes in emergency procedures
 - Changes in training plan that decrease the amount of training given to employees, types and/or quantities of wastes managed
- Class 2 PMRs require DEQ approval.
- Facility can Request a Temporary Authorization (RTA) to allow change to go into effect while the review is in process. The RTA is good for 180 days.

Class 2 Flowchart

The public shall be provided 60 days to comment on the modification request.

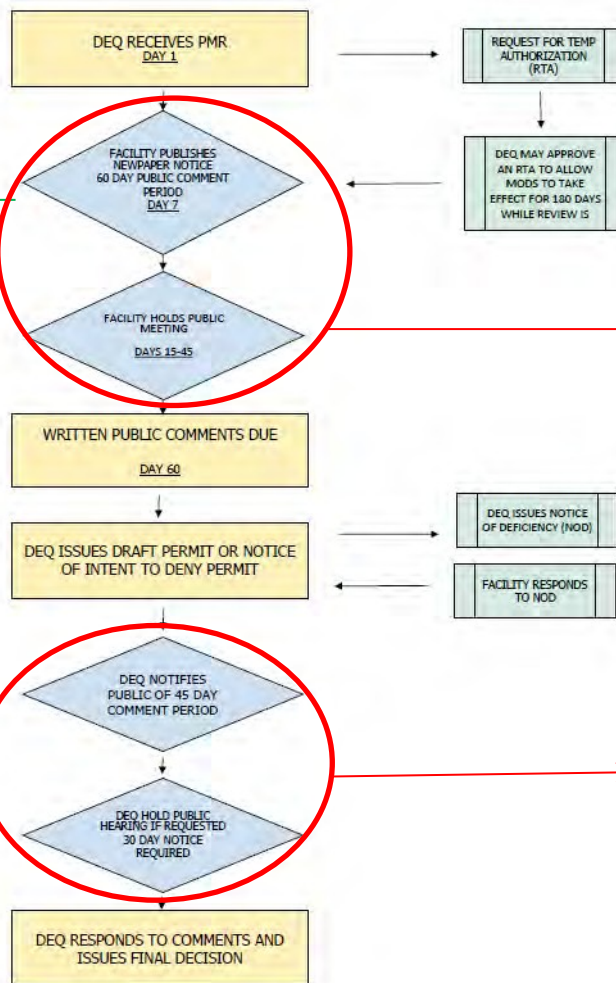


The permittee must hold a public meeting no earlier than 15 days after the publication of the notice and no later than 15 days before the close of the 60-day comment period.

Class 3 Permit Modification Request

- Address changes that are *significant modifications* to the facility such as the addition of new units, significant increases in waste volumes managed, changes that substantively alter the facility design or conditions of operations:
 - Modification or addition of storage or treatment units resulting in greater than 25% increase in the facility's capacity
 - Extension of final compliance dates
 - Reduction in post closure care
 - Storage of different wastes in containers that require additional or different management practices from those authorized in the permit
 - Modification of the limits specified in the permit for minimum or maximum combustion gas temperature
- Class 3 PMRs require DEQ approval.
- Facility may request an RTA (temporary authorization).

Class 3 Flowchart



The public shall be provided 60 days to comment on the modification request.

The permittee must hold a public meeting no earlier than 15 days after the publication of the notice and no later than 15 days before the close of the 60-day comment period.

The public shall be provided 45 days to comment on the modification request.

The DEQ holds a public hearing if requested. A 30 day notice is required prior to the public hearing.

Examples of EM Permitting Activities

- IWTU Class 2
 - Public meetings November 2015
- Permit Transitions to New Operator Class 1¹
- Idaho National Laboratory, Volume 22, Idaho Nuclear Technology & Engineering Center (INTEC) - Calcined Solids Storage Facility (CSSF) Idaho Falls, ID 10-year Renewal Application
 - Due to DEQ 5/13/16, 6 months prior to expiration
 - DEQ will send notification to public
 - DEQ will extend 45 day public comment period
 - DEQ will hold public hearing if requested

CAB Tools

- EM Program presentations can provide discussion regarding potential permit modifications when appropriate.
- CAB could provide input regarding proposed PMRs or project modifications at CAB meetings.
- CAB internal sub teams can be organized to provide comment on proposed PMRs during public comment period.

Summary

- Public Participation
 - Notices
 - Public Comment Periods
 - Public Meetings
- CAB Meetings
 - Program Presentations
 - Subteam Reviews
 - Recommendations

Acronyms

- AMWTP-Advanced Mixed Waste Treatment Project
- ARP- Accelerated Retrieval Project
- CDP – Calcine Disposition Project
- DEQ – Department of Environmental Quality
- IWTU – Integrated Waste Treatment Unit
- MFC – Manufacturing Fuels Complex
- MLLW – Mixed Low Level Waste
- NOD - Notice of Deficiency
- PMR – Permit Modification Request
- RCRA – Resource Conservation and Recovery Act
- RTA – Request for Temporary Authorization
- RWDP – Remote Handled Waste Disposition Project
- SBW – Sodium Bearing Waste
- SDA –Surface Disposal Area
- TRU –Transuranic Waste
- TSDF – Treatment, Storage, and Disposal Facility

Useful Online Resources

- INL RCRA Work Plan
 - WorkPlanhttps://idahocleanupproject.com/Portals/0/documents/FINAL_WORK_PLAN
- RCRA Online
 - <http://www.epa.gov/epawaste/inforesources/online/index.htm>
- DEQ Link to INL Permits
 - <http://www.deq.idaho.gov/permitting/issued-permits.aspx>
- DEQ Link to Documents Available for Public Comment
 - <http://deq.idaho.gov/news-public-comments-events>