BEFORE THE UNITED STATES DEPARTMENT OF ENERGY

Federal Power Act Section 202(c) Emergency Order: Midcontinent Independent System Operator (MISO)	)))))

Exhibit to
Motion to Intervene and Request for Rehearing and Stay of
Public Interest Organizations

Exhibit 151

DOE Order No. 202-26-03

Department of Energy
Washington, DC 20585

Order No. 202-26-03

Pursuant to the authority vested in the Secretary of Energy by section 202(c) of the Federal Power Act (FPA),[1] and section 301(b) of the Department of Energy (DOE) Organization Act,[2] and for the reasons set forth below, I hereby determine that a statutory emergency exists within the ISO New England Inc. (ISO-NE) service territory due to a shortage of electric energy, a shortage of facilities for the generation of electric energy, and other causes. Issuance of this Order will meet the emergency and serve the public interest.

Emergency Situation

On January 25, 2026, ISO-NE, the Regional Transmission Organization (RTO) spanning six states,[3] filed a *Request for Emergency Order Under Section 202(c) of the Federal Power Act*, (Application) with DOE.[4] ISO-NE has indicated that "[i]n many parts of the ISO-NE Balancing Authority Area, temperatures for January 25, 26, and 27, 2026 are forecasted to drop well below average, and abnormally low temperatures are expected to persist through January 30, 2026."[5] As of the time of filing its Application, ISO-NE is anticipating a "sustained high level of demand for electricity."[6] According to ISO-NE, "[w]hile the vast majority of generating units in the ISO-NE region continue to function adequately, some units may experience difficulty due to emissions/air permitting limitations, or other operating constraints."[7] ISO-NE states that all generating resources may be needed to meet the expected demand of the cold weather event.[8]

[1] 16 U.S.C. § 824a(c).

[2] 42 U.S.C. § 7151(b).

[3] The six states are Connecticut, Rhode Island, Maine, Massachusetts, New Hampshire, and Vermont.

[4] Application at 1.

[5] *Id.* at 2.

[6] *Id.*

[7] *Id.*

[8] *Id.*

Description of Mitigation Measures

In anticipation of the cold weather event, ISO-NE states that it already issued a cold weather watch.[9] ISO-NE has also indicated that it is prepared to employ measures in its Operating Procedures designed to address abnormal conditions or deficiencies to "ensure the supply of generation will continue to be sufficient to meet demand and reserve."[10]

Request for Order

ISO-NE requests that the Secretary issue an order effective immediately and through January 31, 2026, the expected period to address high load related to Winter Storm Fern, authorizing "the provision of additional energy from all [Specified Resources], as well as any other generating units subject to emissions or other permit limitations."[11] The generating units (Specified Resources) to which this Order related are listed in Exhibit A of the Application for instant Order 202-26-3, as described below.

ORDER

FPA section 202(c)(1) provides that whenever the Secretary of Energy determines "that an emergency exists by reason of a sudden increase in the demand for electric energy, or a shortage of electric energy or of facilities for the generation or transmission of electric energy," then the Secretary has the authority "to require by order . . . such generation, delivery, interchange, or transmission of electric energy as in [his] judgment will best meet the emergency and serve the public interest."[12] This statutory language constitutes a specific grant of authority to the Secretary to authorize the operation of generation, delivery, and transmission resources that the Secretary has determined will best meet an emergency.

Given the emergency caused by the expected load stress, the responsibility of ISO-NE to ensure maximum reliability on its system, and the ability of ISO-NE to identify and dispatch generation necessary to meet load requirements, I have determined that, under the conditions specified below, additional dispatch of the Specified Resources is necessary to best meet the emergency and serve the public interest for purposes of FPA section 202(c). This determination is based on the expected load stress, shortage of electric energy, shortage of facilities for the generation of electric energy, and other causes by Winter Storm Fern and its aftermath, and the potential loss of power to homes and local businesses in the areas that may be affected by curtailments or outages, presenting a risk to public health and safety.

---

[9] *Id.* at 2-3.

[10] *Id*. at 2.

[11] *Id.*

[12] Although the text of FPA section 202(c) grants this authority to "the Commission," section 301(b) of the Department of Energy Organization Act transferred this authority to the Secretary of the Department of Energy. *See* 42 U.S.C. § 7151(b).

Consistent with the anticipated circumstances, this Order is limited to the period of time that Winter Storm Fern is expected to impact the ISO-NE service territory. Because the additional generation may result in a conflict with environmental standards and requirements, I am authorizing only the necessary additional generation under the conditions contained in this Order, with reporting requirements as described below.

FPA section 202(c)(2) requires the Secretary of Energy to ensure that any 202(c) order that may result in a conflict with a requirement of any environmental law be limited to the "hours necessary to meet the emergency and serve the public interest, and, to the maximum extent practicable," be consistent with any applicable environmental law and minimize any adverse environmental impacts. ISO-NE anticipates that this Order may result in exceedance of permit restrictions on emissions, effluent, or other environmental permit limitations.[13] To minimize adverse environmental impacts, this Order limits operation of dispatched units to the times and within the parameters determined by ISO-NE for reliability purposes.

Based on my determination of an emergency set forth above, I hereby order:

A. In the event that ISO-NE determines that generation from the Specified Resources is necessary to meet the electricity demand that ISO-NE anticipates in its service territory, I direct ISO-NE to dispatch such unit or units and to order their operation only as needed to maintain reliability. Specified Resources are those generating units set forth in Exhibit A to their Application for the instant order (i.e., Order 202-26-3 Resource List), subject to updates directed here and as described in paragraph D, which DOE shall post on www.energy.gov.

B. To minimize adverse environmental impacts, this Order limits operation of dispatched units to the times and within the parameters determined by ISO-NE for maintaining grid reliability and to the maximum extent practicable is consistent with any applicable environmental law. ISO-NE shall provide a daily notification to DOE (via AskCR@hq.doe.gov) reporting each generating unit that has been designated to use the allowance and operated in reliance on the allowances contained in this Order.

C. All operation of the Specified Resource must comply with applicable environmental requirements, including but not limited to monitoring, reporting, and recordkeeping requirements, to the maximum extent feasible while operating consistent with the emergency conditions. This Order does not provide relief from any obligation to pay fees or purchase offsets or allowances for emissions that occur during the emergency condition or to use other geographic or temporal flexibilities available to generators.

D. In the event that ISO-NE identifies additional generation units that it deems necessary to maintain the reliability of the power grid, ISO-NE shall provide prompt written

[13] *Id.* at 1, 4.

notice to DOE at AskCR@hq.doe.gov with the name and location of those units that ISO-NE has identified. Such additional generation unit shall be deemed a Specified Resource for the purpose of this Order for the hours prior to the required written notice to DOE updating Exhibit A of the Application, and ISO-NE may dispatch such additional generation units, provided that if the DOE notifies ISO-NE that it does not approve of such generation unit being designated as a Specified Resource, such generation unit shall not constitute a Specified Resource upon notification from DOE.

E. ISO-NE shall also provide such additional information regarding the environmental impacts of this Order and its compliance with the conditions of this Order, in each case as requested by DOE from time to time.

F. This Order shall not preclude the need for the Specified Resources to comply with applicable state, local, or Federal law or regulations following the expiration of this Order.

G. This Order shall be effective upon its issuance, and shall expire at 11:59PM EST on January 31, 2026, with the exception of the reporting requirements in paragraph D and applicable compliance obligations in paragraph E. Renewal of this Order, should it be needed, must be requested before this Order expires.

Issued in Washington, D.C. at 7:38 AM EST on this 25th day of January 2026.

Chris Wright

Chris Wright
Secretary of Energy

cc: **FERC Commissioners**
Chairman Laura V. Swett
Commissioner David Rosner
Commissioner Lindsay S. See
Commissioner Judy W. Chang
Commissioner David A. LaCerte

State Commissioners
See Attachment A

Attachment A: State Contact Information

The table below provides contact information for state commissioners within ISO-NE.

State	Office	Name
CT	Connecticut Public Utilities Regulatory Authority	Thomas Wiehl
		David Arconti
		Janice Beecher
		Holly Cheeseman
		Everett Smith
RI	Rhode Island Public Utilities Commission	Ronald T. Gerwatowski
		Abigail Anthony
		Karen Bradbury
MA	Massachusetts Department of Public Utilities	Jeremy McDiarmid
		Staci Rubin
		Elizabeth Anderson
	Massachusetts Department of Telecommunications and Cable	Karen Charles
VT	Vermont Public Utility Commission	Ed McNamara
		Riley Allen
		Margaret Cheney
	Vermont Department of Public Service	Kerrick Johnson
NH	New Hampshire Public Utilities Commission	Pradip Chattopadhyay
		Mark W. Dell'Orfano
	New Hampshire Department of Energy	Jared S. Chicoine
ME	Maine Public Utilities Commission	Philip L. Bartlett
		Carrie Gilbert
		Patrick Scully

BEFORE THE UNITED STATES DEPARTMENT OF ENERGY

Federal Power Act Section 202(c)	)
Emergency Order: Midcontinent	)
Independent System Operator	)
(MISO)	)
	)

Exhibit to
Motion to Intervene and Request for Rehearing and Stay of
Public Interest Organizations

Exhibit 152

Energy Reliability and Resiliance

The Wayback Machine - https://web.archive.org/web/20251021071021/https://www.energy.gov/eere/energy-reliability-and-resilience
An official website of the United States government Here's how you know

U.S. DEPARTMENT of ENERGY

Energy Reliability and Resilience



Innovation Matters

EERE is committed to bringing the benefits of energy innovation to every American by making...

Learn More

Energy reliability is the ability of a power system to consistently deliver power to homes, buildings, and devices—even in the face of instability, uncontrolled events, cascading failures, or unanticipated loss of system components. Energy resilience is the ability of the grid, buildings, and communities to withstand and rapidly recover from power outages and continue operating with electricity, heating, cooling, ventilation, and other energy-dependent services. Energy resilience increases energy reliability and renewable energy sources can help support a resilient, reliable energy system.

Resilient, reliable energy is critical to the well-being of every American. It keeps life-saving hospital equipment and communications systems operating, buildings at safe temperatures with good ventilation, and American workers to go about their business without interruption. Energy infrastructure—facilities or equipment used to generate, deliver, process, or produce energy—that can withstand and quickly recover from disruptions is resilient and reliable infrastructure.

A resilient and reliable power system reduces the likelihood of long-duration outages over large service areas, limits the scope and impact of outages when they do occur, and rapidly restores power after an outage.

What Makes Energy Resilient?

Power outages can be caused by extreme weather, breaches in cybersecurity, high energy demand that overloads the electric grid, failure of aging equipment, and physical interference with equipment. Grid disturbances are changes in electrical voltage and frequency on the grid that can lead to power outages.

A resilient electric grid distribution system uses local resources, such as solar panels and battery storage in homes and buildings, to quickly reconfigure power flows and recover electricity services during a disturbance. The approach to modernize the grid and increase resilience focuses on integrating distributed energy resources, advanced controls, grid architecture, and emerging grid technologies at a regional scale.

Strong resilience measures in building energy codes can also ensure that new construction and major renovation projects minimize energy use, maximize comfort, and enhance potentially life-saving resilience benefits. Building owners and operators, communities, and local and state governments can strategically plan to increase resilience using these resources.

What Makes Energy Reliable?

When we diversify our energy mix by adding more types of energy to the grid, we increase our energy reliability. The rise of renewable power, which comes from unlimited energy resources, like wind, sunlight, water, and the Earth's natural heat, has the potential to vastly improve the reliability of the American energy system. Currently, renewable energy generates about 21% of all U.S. electricity, and that percentage is rising quickly.

A reliable electric grid distribution system can continue to deliver electricity to homes and buildings regardless of any disruptions or disturbances. The approach to modernizing the grid to increase resilience and reliability focuses on integrating distributed energy resources, advanced controls, grid architecture, and emerging grid technologies at a regional scale. DOE efforts, like the Energy Storage Grand Challenge Roadmap, will increase resilience. DOE's Grid Modernization Initiative works with public and private partners to develop concepts, tools, and technologies needed to measure, analyze, predict, protect, and control the grid of the future.

Improving Reliability Through Energy Storage

Energy storage technologies can improve energy reliability by making surplus energy available whenever it is needed, such as during a power outage.

Pumped storage hydropower is responsible for most U.S. commercial energy storage capacity and has been used for more than 100 years. Wind energy and solar energy can be captured and stored for later use with batteries, and researchers are investigating geothermal energy storage.

Energy storage is also essential to efficient transportation. EERE invests in research and development of hydrogen storage and batteries to ensure on- and off-road vehicles can reliably move people and goods from one place to another.

The U.S. Department of Energy's Energy Storage Grand Challenge is a comprehensive program to accelerate the development, commercialization, and use of next-generation energy storage technologies. As part of this program, the Long Duration Storage Shot™ aims to, within the decade, reduce the cost of grid-scale energy storage by 90% for systems that can provide energy for at least 10 hours in duration.

Energy Reliability and Resilience News



Advanced by Americans: A Year of Energy Innovation

EERE invests in research, development, and technology-validation to help modernize the...

Learn More

DOE Invests $68 Million in Innovative Heavy-Duty Electri...

SuperTruck Charge projects will accelerate deployment of large-scale public EV charging...

Learn More

View More

Committed to Restoring America's Energy Dominance.

Quick Links

Leadership & Offices
Mission
Newsroom
Contact Us
Careers

Resources

Budget & Performance
Directives, Delegations, & Requirements
Freedom of Information Act (FOIA)
Inspector General
Privacy Program

Federal Government

USA.gov
The White House

Follow Us

BEFORE THE UNITED STATES DEPARTMENT OF ENERGY

Federal Power Act Section 202(c) Emergency Order: Midcontinent Independent System Operator (MISO)	)))))

Exhibit to
Motion to Intervene and Request for Rehearing and Stay of
Public Interest Organizations

Exhibit 153

NERC Jan. 2026 LTRA

NERC
NORTH AMERICAN ELECTRIC RELIABILITY CORPORATION

Long-Term Reliability Assessment

January 2026



Table of Contents

Preface 3
About This Assessment 4
Reading This Report 5
Executive Summary 6
Capacity and Energy Risk Assessment 6
Trends and Reliability Implications 9
Recommendations 10
Capacity and Energy Risk Assessment 12
Assessment Approach 12
Risk Categories 12
Resource and Demand Projections 23
Reducing Resource Capacity and Energy Risk 24
Demand Trends and Implications 25
Demand and Energy Projections 25
Reliability Implications 29
Resource Mix Changes 30
Planned On-Peak Capacity Additions 31
Transmission Development and Interregional Transfer Capability 37
Transmission Projects 37
Interregional Transfer Capability Study (Canadian Analysis) 38
Regional Assessments Dashboards 41
MISO 42
MRO-Manitoba Hydro 49
MRO-SaskPower 54
MRO-SPP 59
NPCC-Maritimes 63
NPCC-New England 68
NPCC-New York 74
NPCC-Ontario 80
NPCC-Québec 86
PJM 90
SERC-Central 95
SERC-East 102
SERC-Florida Peninsula 112
SERC-Southeast 120
Texas RE-ERCOT 128
WECC-Alberta 134
WECC-Basin 138
WECC-British Columbia 143
WECC-California 147
WECC-Mexico 151
WECC-Northwest 154
WECC-Rocky Mountain 159
WECC-Southwest 163
Demand Assumptions and Resource Categories 167
Methods and Assumptions 171
Summary of Planning Reserve Margins and Reference Margin Levels by Assessment Area 175
Recommendations and ERO Actions Summary 177

Preface

Electricity is a key component of the fabric of modern society and the Electric Reliability Organization (ERO) Enterprise serves to strengthen that fabric. The vision for the ERO Enterprise, which is comprised of NERC and the six Regional Entities, is a highly reliable, resilient, and secure North American bulk power system (BPS). Our mission is to assure the effective and efficient reduction of risks to the reliability and security of the grid.

Reliability | Resilience | Security

Because nearly 400 million citizens in North America are counting on us

The North American BPS is made up of six Regional Entities as shown on the map and in the corresponding table below. The multicolored area denotes overlap as some load-serving entities participate in one Regional Entity while associated Transmission Owners/Operators participate in another.

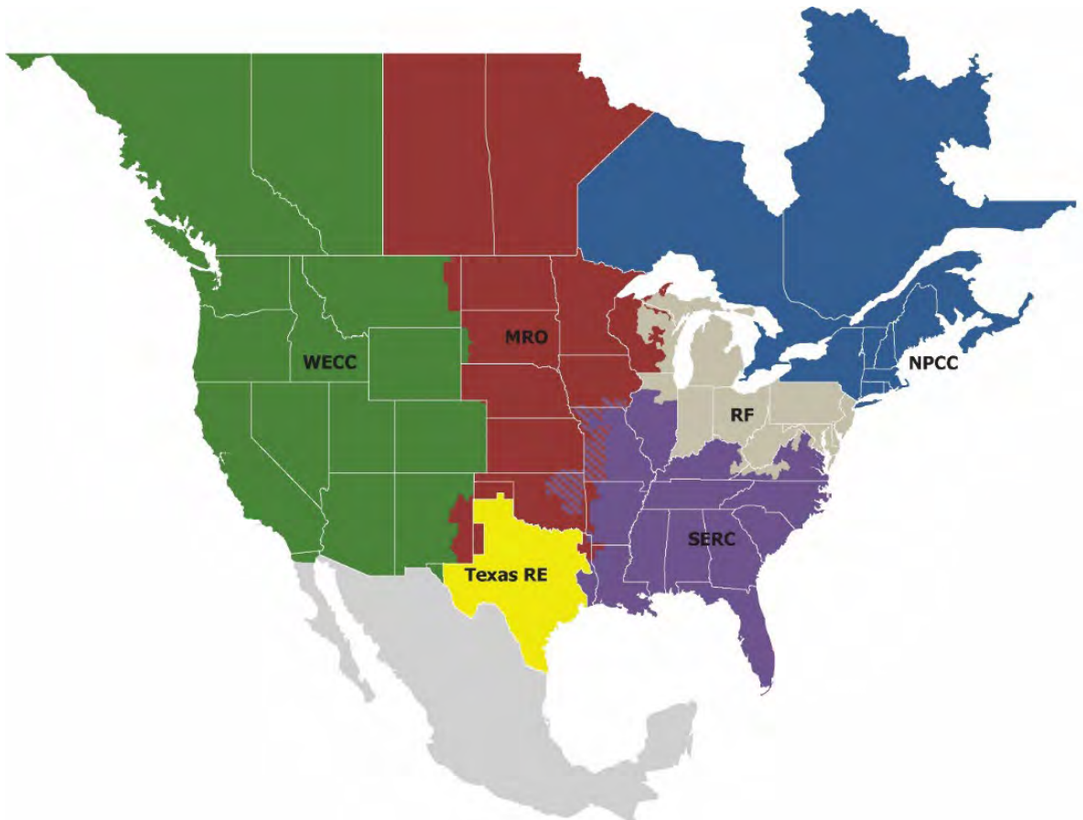

MRO	Midwest Reliability Organization
NPCC	Northeast Power Coordinating Council
RF	ReliabilityFirst
SERC	SERC Reliability Corporation
Texas RE	Texas Reliability Entity
WECC	WECC

About This Assessment

NERC is a not-for-profit international regulatory authority with the mission to assure the reliability of the BPS in North America. NERC develops and enforces Reliability Standards; annually assesses seasonal and long-term reliability; monitors the BPS through system awareness; and educates, trains, and certifies industry personnel. NERC's area of responsibility spans the continental United States, Canada, and the northern portion of Baja California, Mexico. NERC is the ERO for North America and is subject to oversight by the U.S. Federal Energy Regulatory Commission (FERC, also known as the Commission) and governmental authorities in Canada. NERC's jurisdiction includes users, owners, and operators of the North American BPS and serves more than 334 million people. Section 39.11(b) of FERC's regulations provides that "The Electric Reliability Organization shall conduct assessments of the adequacy of the Bulk-Power System in North America and report its findings to the Commission, the Secretary of Energy, each Regional Entity, and each Regional Advisory Body annually or more frequently if so ordered by the Commission."

The *Long-Term Reliability Assessment* (LTRA), along with NERC's other reliability assessments and analysis reports, supports the ERO Enterprise vision and mission by providing independent analysis of reliability risks. Other important assessments and reports include the following:

- **Seasonal Reliability Assessments:** The *Summer Reliability Assessment* (SRA) and *Winter Reliability Assessment* (WRA) provide overall perspective on the adequacy of the generation resources and the transmission systems necessary to meet projected seasonal peak demands. They also identify reliability issues of interest and areas of concern for the upcoming season. Seasonal assessments are published annually prior to each respective season.
- **Special Reliability Assessments:** In addition to the long-term and seasonal reliability assessments, NERC also conducts special reliability assessments on a regional, interregional, and Interconnection basis as conditions warrant, or as requested by the NERC Board of Trustees or governmental authorities. Special reliability assessments are performed and published on an as-needed basis.
- ***State of Reliability* Report (SOR):** The SOR contains an unbiased, data-driven look at BPS reliability for the calendar year, identifying ongoing challenges and informing future-looking reliability assessments. It seeks to inform regulators, policymakers, and industry leaders of the most significant reliability risks facing the BPS and describe the actions that the ERO Enterprise has taken, and will take, to address them. The SOR is published annually, containing analysis of BPS performance data from the prior year.
- **Event Analysis Reports:** NERC publishes reports of major system events and off-normal system occurrences as one output of the ERO Event Analysis Program. This program employs rigorous post-event analysis and promotes broad understanding of the causes and effects of reliability events. NERC also publishes Lessons Learned for industry.

Reliability assessments and analysis are published on NERC's website.

Development Process

This assessment was developed based on data and narrative information NERC collected from the six Regional Entities (see **Preface**) on an assessment area basis (see **Regional Assessments Dashboards**) to independently evaluate the long-term reliability of the North American BPS while identifying trends, emerging issues, and potential risks during the upcoming 10-year assessment period. The Reliability Assessment Subcommittee (RAS), at the direction of NERC's Reliability and Security Technical Committee (RSTC), supported the development of this assessment through a comprehensive and transparent peer-review process that leverages the knowledge and experience of system planners, RAS members, NERC staff, and other subject matter experts; this peer-review process ensures the accuracy and completeness of all data and information. This assessment was also reviewed by the RSTC, and the NERC Board of Trustees subsequently accepted this assessment and endorsed the key findings.

NERC develops the LTRA annually in accordance with the ERO's Rules of Procedure[1] and Title 18, § 39.11[2] of the Code of Federal Regulations;[3] this is also required by Section 215(g) of the Federal Power Act, which instructs NERC to conduct periodic assessments of the North American BPS.[4]

[1] NERC Rules of Procedure - Section 803

[2] Section 39.11(b) of FERC's regulations states the following: "The Electric Reliability Organization shall conduct assessments of the adequacy of the Bulk-Power System in North America and report its findings to the Commission, the Secretary of Energy, each Regional Entity, and each Regional Advisory Body annually or more frequently if so ordered by the Commission."

[3] Title 18, § 39.11 of the Code of Federal Regulations

[4] BPS reliability, as defined in the **How NERC Defines BPS Reliability** section of this report, does not include the reliability of the lower-voltage distribution systems that account for 80% of all electricity supply interruptions to end-use customers.

Considerations

This assessment was developed by using a consistent approach for projecting future resource adequacy through the application of the ERO Reliability Assessment Process.[5] Projections in this assessment are not predictions of what will happen; they are based on information supplied in July 2025 about known system changes with updates incorporated prior to publication. This *2025 LTRA* assessment period includes projections for 2026–2035; however, some figures and tables examine data and information for the 2025 year. NERC's standardized data reporting and instructions were developed through stakeholder processes to promote data consistency across all the reporting entities that are further explained in the **Demand Assumptions and Resource Categories** section. Reliability impacts related to cyber and physical security risks are not specifically addressed in this assessment, which is primarily focused on resource adequacy and operating reliability. NERC leads a multifaceted approach through its Electricity Information Sharing and Analysis Center (E-ISAC) to promote mechanisms to address physical and cyber security risks, including exercises and information-sharing efforts with the electric industry and government partners.

The LTRA data used for this assessment creates a reference case dataset that includes projected on-peak demand and system energy needs, demand response (DR), resource capacity, and transmission projects. Data from each Regional Entity is also collected and used to identify notable trends and emerging issues. This bottom-up approach captures virtually all electricity supplied in the United States, Canada, and a portion of Baja California, Mexico. NERC's reliability assessments are developed to inform industry, policymakers, and regulators as well as to aid NERC in achieving its mission to ensure the reliability of the North American BPS.

Assumptions

In this *2025 LTRA*, the baseline information on future electricity supply and demand is based on several assumptions:[6]

- Supply and demand projections are based on industry forecasts that were submitted and validated in July 2025. Any subsequent demand forecast or resource plan changes may not be fully represented; however, updated data submitted throughout the report drafting time frame has been included where appropriate.
- Peak demand is based on average peak weather conditions and forecasted economic activity at the time of submittal. Weather variability is discussed in each Regional Entity's self-assessment.
- Generation and transmission equipment will perform at historical availability levels.
- Future generation and transmission facilities are commissioned and in service as planned, known planned outages take place as scheduled, and retirements take place as proposed.
- Demand reductions expected from dispatchable and controllable DR programs will yield the forecast results if they are called on.
- Other peak demand-side management programs, such as energy efficiency (EE) and price-responsive DR, are reflected in the forecasts of total internal demand.

Reading This Report

This report is compiled into two major parts:

1. **A reliability assessment of the North American BPS with the following goals:**
   a. Evaluate industry preparations that are in place to meet projections and maintain reliability, with a special focus on adequacy in the first five years
   b. Identify trends in demand, supply, reserve margins, and probabilistic resource adequacy metrics
   c. Identify emerging reliability issues
   d. Focus the industry, policymakers, and the general public's attention on BPS reliability issues
   e. Make recommendations based on an independent NERC reliability assessment process
2. **A regional reliability assessment that contains the following:**
   a. A 10-year data dashboard
   b. Summary assessments for each assessment area
   c. A focus on specific issues identified through industry data and emerging issues
   d. A description of regional planning processes and methods used to ensure reliability

[5] ERO Reliability Assessment Process Document

[6] Forecasts cannot precisely predict the future. Instead, many forecasts report probabilities with a range of possible outcomes. For example, each regional demand projection is assumed to represent the expected midpoint of possible future outcomes. This means that a future year's actual demand may deviate from the projection due to the inherent variability of the key factors that drive electrical use, such as weather. In the case of the NERC regional projections, there is a 50% probability that actual demand will be higher than the forecast midpoint and a 50% probability that it will be lower (50/50 forecast).

Executive Summary

The overall resource adequacy outlook for the North American BPS is worsening: In the *2025 LTRA*, NERC finds that 13 of 23 assessment areas face resource adequacy challenges over the next 10 years. Projections for resource and transmission growth lag what is needed to support new data centers and other large loads that drive escalating demand forecasts. Most new resources in development to come on-line in the next five years consist of battery storage and solar photovoltaic (PV), which are inverter-based and weather-dependent resources that increase the complexity of planning and operating a reliable grid. Meanwhile, more fossil-fired generator retirements loom in the next five years, reducing the amount of generation that has fuel on site and impacting the system's ability to respond to spikes in demand. The continuing shift in the resource mix toward weather-dependent resources and less fuel diversity increases risks of supply shortfalls during winter months. As Resource Planners, market operators, and regulators grapple with steep increases in demand and swelling resource queues, they face more uncertainty, adding to the already-complex endeavor of planning for resource adequacy during this period of rapid grid transformation. To ensure there are sufficient resources for supplying electricity in the future and to reliably meet the growing electricity needs for North Americans, industry, regulators, and policymakers need to be vigilant for shifting projections, keep plans for deactivating existing generators flexible, expedite system development, and perform robust adequacy assessments of future scenarios. In addition, careful planning and broad cross-sector coordination will be needed to navigate a period of potentially strained electricity resources.

The findings presented here are vitally important to understanding the reliability risks to the North American BPS as it is currently planned and being influenced by government policies, regulations, consumer preferences, and economic factors. Summaries of the report sections are provided below.

Capacity and Energy Risk Assessment

The **Capacity and Energy Risk Assessment** section of this report identifies potential future electricity supply shortfalls under normal and extreme weather conditions based on current BPS planning forecasts. NERC's evaluation of resource adequacy in the LTRA considers both the capacity of the resources and the capability of resources to convert inputs (e.g., fuel, wind, and solar irradiance) into electrical energy. NERC used a probabilistic assessment and a deterministic reserve margin analysis from the LTRA process to identify the risk of future electricity supply shortfall and determine a risk category for each assessment area based on consistent risk criteria.[7] Risk assessment inputs are tied to industry forecasts of electricity supplies, demand, and transmission development, providing a forward-looking snapshot of resource adequacy.

Areas determined to be **High Risk** exceed the upper risk criteria levels. In high-risk areas, planned resources as of July 2025 would result in energy shortfalls that exceed resource adequacy targets or baseline criteria for unserved energy or loss of load.[8] **Elevated-Risk** areas meet resource adequacy criteria, but planned resources are likely to result in energy shortfalls that are expected to be limited to more extreme weather conditions. More extreme conditions can include temperatures that result in above-normal demand levels, low resource output or availability, fuel supply disruptions, and limitations of normal electricity transfers. **Elevated-Risk** areas are identified in the LTRA when unserved energy and load loss metrics are below the **High-Risk** criteria but are not negligible. **Normal-Risk** areas are expected to have sufficient resources under a broad range of assessed conditions and are below the lowest risk criteria level. The results of the risk assessment are summarized for all elevated- and high-risk assessment areas in **Figure 1** and described in **Table 1**.

[7] In some cases, NERC modified the risk category when system studies performed by a system operator or regulator determine that resource adequacy target(s) will not be met. Details of the risk evaluation for each assessment area are in the **Capacity and Energy Risk Assessment**.

[8] The criteria used for risk determination in the LTRA include resource adequacy targets established by regulatory authorities, traditional 1-day-in-10 years load-loss criteria, and probabilistic loss-of-load-hour and expected unserved energy metrics. See **Risk Categories** in this report for a complete description.

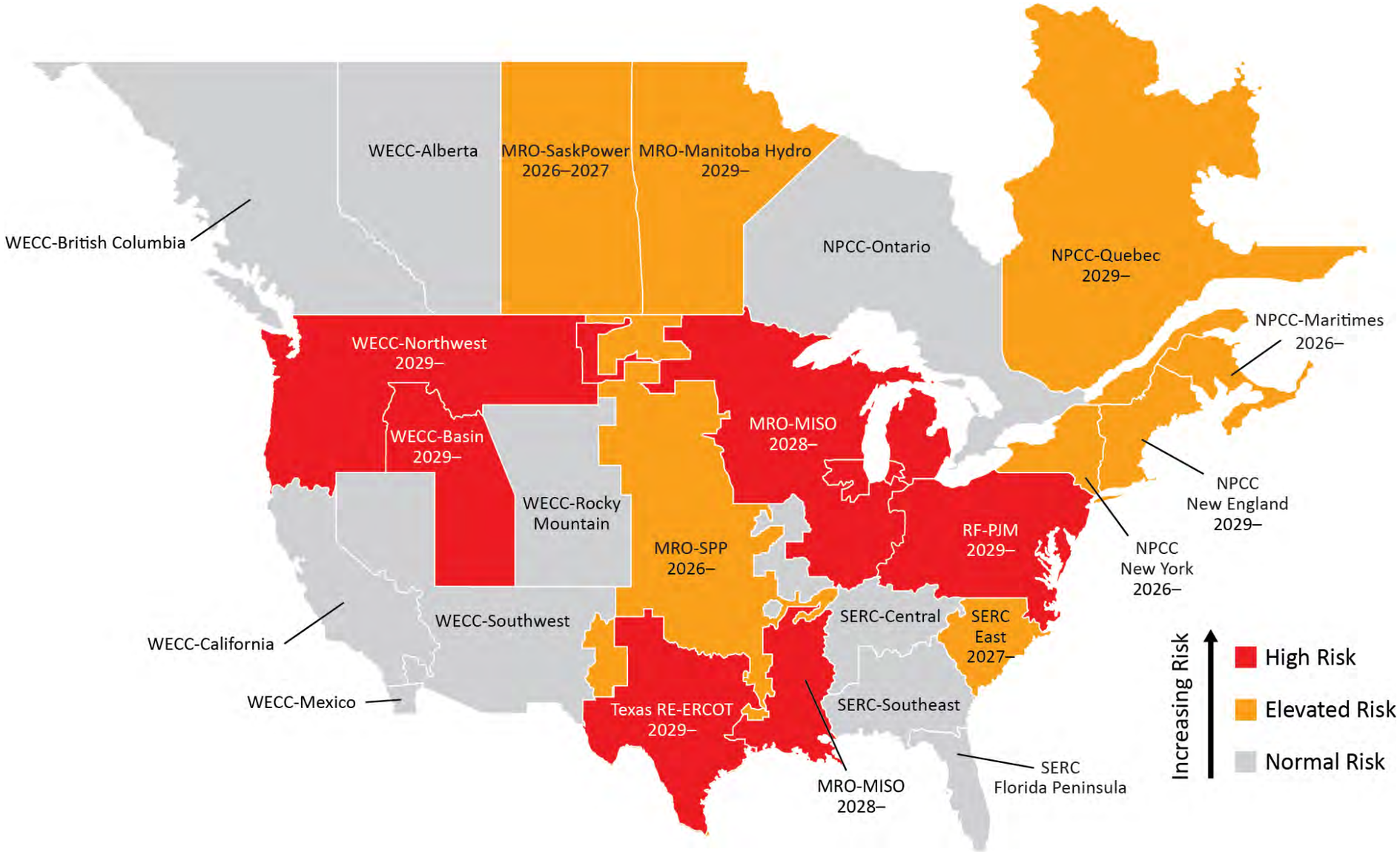

Figure 1: Risk Area Summary 2026–2030

Shows highest risk classification that occurs in the first 5 years and states initial year of occurrence

Table 1: Capacity and Energy Risk Assessment Area Summary

Assessment Area	Risk Level (High, Elevated, or Normal)					Risk Summary
	2026	2027	2028	2029	2030	
MISO						Projected resource additions do not keep pace with escalating demand forecasts and announced generator retirements. The recently approved *Expedited Resource Addition Study* (ERAS) process is expected to result in additional resources in the MISO system beginning in 2028 that are not included in the model for the *2025 LTRA*. Timely implementation of ERAS resources will eliminate reserve margin shortfall and improve expected unserved energy metrics.
MRO-Manitoba						With rising demand, planned reserves are falling, leading to potential resource shortfalls in low-hydro conditions.
MRO-SaskPower						With current resources, there is risk of insufficient generation during fall and spring when more generators are undergoing maintenance. Expected natural-gas-fired generator additions in Winter 2027 will boost planned reserves and reduce risks of unserved energy.
MRO-Southwest Power Pool (SPP)						Demand forecasts outpace resource additions, leading to falling reserve margins. Scenarios with low wind and high generator forced outages identify energy shortfall risks. SPP's *Expedited Resource Adequacy Study* is attracting additional resources.
NPCC-Maritimes						Demand growth forecasts have increased since the *2024 LTRA*, while expected capacity contributions from variable energy resources (VER) have declined, causing resource shortfalls in the near term. New natural-gas-fired generation planned for 2028 will reduce the potential unserved energy, but not below the elevated risk threshold.
NPCC-New England						Strong demand growth and persistent winter natural gas infrastructure limitations pose risks of energy shortfalls in extreme winter conditions.
NPCC-New York						Planned retirements of peaking generators create localized system adequacy needs as described in the New York ISO *2025 Q3 Star Report*.
NPCC-Québec						Demand growth projections are outpacing planned resource additions, leading to projected resource shortfalls in the winter season.
PJM						Current projections for resource additions do not keep pace with escalating demand forecasts and expected generator retirements. The anticipated resource margin falls below the Reference Margin Level starting in 2029. Recently approved new generation projects for expedited interconnection under the PJM Reliability Resource Initiative were not far enough along to include in the LTRA risk analysis.
SERC-East						Current projections for resource additions do not keep pace with escalating demand forecasts and planned generator retirements. With projected resources, supply shortfalls would occur in below-normal winter temperatures, resulting in unserved energy.
Texas RE-ERCOT						Probabilistic unserved energy metrics for 2026–2027 have improved since the *2024 LTRA*, but continued rapid load growth outpaces projected resource additions in later years. To mitigate increasing resource adequacy risks from load growth, Texas lawmakers have granted ERCOT operators additional authority to curtail new large loads if necessary to prevent grid emergencies. Texas lawmakers also established funding programs to expedite new resources that address reliability needs.
WECC-Basin						Demand forecasts outpace resource additions and expected generator retirements, leading to falling reserves. Resource additions nearing completion are predominantly solar PV, leading to a more variable resource mix. Unserved energy risk is in summer.
WECC-Northwest						Rapid forecasted demand growth is driving the need for more resources. Resource additions nearing completion are predominantly solar PV, battery, and wind, leading to a more variable resource mix. Periods of unserved energy are projected for both summer and winter.

Regional Assessments Dashboards

The **Regional Assessments Dashboards** section contains dashboards and summaries for each of the 23 assessment areas, developed from data and narrative information collected by NERC from the six Regional Entities. Probabilistic assessments (ProbA) are presented that identify energy risk periods and describe the contributing demand and resource factors.

Responding to Trends in Resource Adequacy

As resource adequacy concerns have expanded and grown more acute in many parts of the North American BPS, more actions have been taken by industry and regulators to bolster resources.

- Projected retirements have shrunk from the *2024 LTRA*. Growing demand, market signals, and resource plans have highlighted the potential need to keep resources on-line longer than previously anticipated. Though the confirmed and announced potential retirements over the next 10 years remain high and total over 105 GW in peak seasonal capacity, this is roughly 10 GW lower than the 10-year retirement projections last year.
- The initiation of market mechanisms like capacity accreditation has also more precisely highlighted the loss-of-load risks posed by a generation mix that has increasing amounts of variable resources. Market procurements are becoming more effective in procuring resources as a result.
- Expedited resource programs that were approved by FERC in late Summer 2025 for MISO, PJM, and SPP have resulted in acceleration and prioritization for resources that can address identified reliability risks. Most new resources brought in through recently approved expedited resource programs are not included in the *2025 LTRA* risk assessment.
- Lawmakers in Texas have provided ERCOT with curtailment management authority over new large loads to prevent grid emergencies and established funding to speed new generating capacity to the grid.

The **Capacity and Energy Risk Assessment** and **Regional Assessments Dashboards** sections provide details on these examples and initiatives in other assessment areas.

Trends and Reliability Implications

Demand, resource, and transmission trends affect long-term reliability and the sufficiency of electricity supplies. A summary for each is provided below and further discussed within the **Demand Trends and Implications** and **Transmission Development and Interregional Transfer Capability** sections.

Demand Trends and Implications

Electricity peak demand and energy growth forecasts over the 10-year assessment period continue to climb higher than at any point in the past two decades. Over the 10-year period, aggregated assessment area summer peak demand is forecast to rise by over 224 GW. This is 69% higher than last year's 10-year growth projection of 132 GW. Winter peak demand is expected to grow by 245 GW, continuing to outpace summer and exceed prior-year projections. New data centers for artificial intelligence and the digital economy account for most of the projected increase in North American electricity demand over the next 10 years.

Demand and large-load projections throughout the LTRA are based on load-serving entity (LSE) and BPS system planner forecasts provided to NERC during LTRA development, reflecting mid-2025 plans. LSE load forecasts are based on information from the interconnection process and agreements between utilities and owners of connecting loads, such as facility peak demand, load flexibility, and some operating characteristics. To be counted in load forecasting, data center projects have advanced from speculative and exploratory stages into development commitments necessary to drive grid planning studies. Still, large loads inherently add volatility to load forecasts as project timelines and commitments can vary with factors related to construction, permitting approvals, grid development, and data center owner decisions. ERCOT and PJM, the grid planners and operators for two areas experiencing vigorous large-load and data center development, have each prepared revised load forecasts since the *2025 LTRA* data collection period that, due to timing, is not used in this LTRA. Both forecasts indicate that some large-load projects have slowed or failed to materialize within the shorter-term horizon, while interconnection requests for later years continue to increase. Load forecasts that are revised downward can shrink the energy shortfalls that are projected in this LTRA.

Resource Additions and the Changing Resource Mix

The shift toward a more variable resource mix continues, as battery, solar PV, and hybrid generation lead the most recent and projected near-term additions and as fossil-fired generators retire. From 2024 to 2025, the existing capacity from fossil-fueled generators fell by 21 GW, while BPS capacity for peak demand hours from battery, wind, and solar resources increased by 23 GW.

In a shift from a key insight from the *2024 LTRA*, solar PV is no longer the sole, predominant generation type planned over the next 10 years. New battery resource projects have grown to match solar projections, and, together, solar and battery capacity additions represent two-thirds of the Tier 1 and Tier 2 resources in this year's 10-year LTRA study period. Natural-gas-fired generator additions represent 15% of the projected capacity additions followed by wind and hybrid at 8% each. While interconnection queues continue to swell, considerable uncertainty surrounds the timing and amount of resource additions. Overall, on-peak resource capacity in Tier 1 and Tier 2 has grown modestly since

the *2024 LTRA* by 7 GW (1.7%). This is slightly less than in the prior year when Tier 1 and Tier 2 capacity grew by 44 GW.

As older fossil-fired generators retire and are replaced by more battery and solar PV resources, the resource mix is becoming increasingly variable and weather-dependent. The share of VERs in the existing BPS on-peak resource capacity increased from 9.5% to 10.2% over the last year. VERs have different physical and operating characteristics from the generators that they are replacing, affecting the essential reliability services (ERS) that the resource mix provides. Frequency response, or the ability of the BPS to maintain stable frequency, is one such ERS that NERC assesses on an Interconnection basis to ensure future resource mix reliability. Battery storage can enhance system frequency response. Other IBRs provide little or no frequency response capability, requiring grid operators to ensure that enough synchronous generators and other facilities are on-line for system stability. This year's LTRA finds that the future resource mix in each Interconnection through 2027 has sufficient resource types to provide for adequate frequency response. As generators are deactivated and replaced by new types of resources, ERSs must still be maintained for the grid to operate reliably.

The thermal generation component of the resource mix is increasingly reliant on natural gas for fuel as new natural-gas-fired generators are added to the BPS and as some existing coal-fired generators undergo fuel conversion. Overall, 13 out of 23 assessment areas are adding capacity to their fleet of natural-gas-fired power plants over the next 10 years: 53 GW of new natural-gas-fired winter capacity is in the planning queues, and new ERAS programs will add more. As new natural-gas-fired generators progress through interconnection processes, Generator Owners, grid planners, and natural gas infrastructure developers need to take steps to ensure that regional natural gas infrastructure can reliably serve the needs of BPS generators.

Transmission Development and Interregional Transfer Capability

Transmission projections reported for the *2025 LTRA* reflect an increase in transmission development, continuing a trend that emerged in the *2024 LTRA*. This year's cumulative level of 41,000 miles (66,000 km) of transmission (>100 kV) under construction or in various stages of development for the next 10 years is substantially higher than the *2024 LTRA* 10-year projections (28,275 miles or 45,504 km). Transmission in construction has yet to increase substantially over past-year levels; rather, the large increase in transmission projects is seen in planning phases. Several Planning Coordinators (PC) have recently approved, or are actively contemplating, expansive extra-high voltage (EHV) overlays on their systems to address new generator additions and a variety of reliability needs, including Hydro-Québec, ERCOT, SPP, MISO, PJM, BC Hydro, and the Independent Electricity System Operator (IESO) in Ontario.

Interregional transmission projects that support energy transfers across Interconnections make up a small but important portion of total BPS transmission development. They can allow entities to take advantage of geographic diversity during extreme weather, such as Winter Storm Elliott,[9] including scenarios identified in the *Interregional Transfer Capability Study* (ITCS) published by NERC in 2024, and the separate ***Interregional Transfer Capability Study (Canadian Analysis)***. About 4% of transmission projects reported for the *2025 LTRA* are for tie-lines that support transfers between neighboring systems, lower than the 6% reported in the *2024 LTRA*.

Transmission development in some areas is hampered by growing risks in procurement and supply chain delays. Other reasons for delays include economic impacts, planning and construction issues, permitting issues, or changing needs. Of nearly 900 projects that were under construction or in planning for the next 10 years, at least 390 projects have been delayed from their originally expected in-service dates.

Recommendations

To address the energy and capacity risks identified in this LTRA, NERC recommends the following priority actions:

1. **Integrated Resource Planners, market operators, and regulators: Expedite new resources to meet growing demand and carefully manage generator deactivations.** BPS planners should develop, implement, or enhance mechanisms to expedite resource additions to the grid that provide the services needed to address anticipated reliability issues related to each area's needs. Independent System Operator/Regional Transmission Organizations (ISO/RTO) should evaluate mechanisms and process enhancements for obtaining information on expected generator retirements that would support early identification of reliability risks. State and provincial regulators and ISO/RTOs need to have mechanisms they can employ to extend the service of generators seeking to retire when they are needed for reliability, including the management of energy shortfall risks. Regulators must support resource development and manage the pace of retirements such that replacement infrastructure can be developed and placed in service to support reliability needs.
2. **NERC, industry, and regulators: Understand and manage reliability risks accompanying large-load growth and leverage potential capabilities in new types of loads to provide flexibility to operators during times of grid stress.** An increasing number of large commercial and industrial

[9] Winter Storm Elliott Report: Inquiry into Bulk-Power System Operations During December 2022 | Federal Energy Regulatory Commission

loads is rapidly connecting to the BPS. Emerging large loads—such as data centers (including cryptocurrency and artificial intelligence applications) and hydrogen fuel plants—present unique challenges in BPS planning and operations. Stakeholders should support NERC's Large Loads Action Plan[10] and collaborate through NERC's Large Loads Task Force.[11] ISO/RTOs should collectively work to create more uniform requirements to address the emerging reliability issues associated with large data center loads.

3. **NERC, Regional Entities, and industry: Improve the LTRA by incorporating new analysis and criteria to inform stakeholders of future reliability risks.** NERC increased the frequency of the ProbA from biennial to annual and included unserved energy and load-loss metrics as the basis for risk analysis in this year's LTRA. To promote consistency in analysis and develop assessment capabilities, NERC and the Regional Entities piloted Interconnection-wide energy assessments using a common probabilistic resource adequacy tool in 2025. Wide-area energy analysis will support the evaluation of interregional transfer capabilities and the effects of extreme weather and regional fuel supply issues on the BPS at an Interconnection level. Industry should work with NERC through its technical groups to implement ERO energy assessments in the *2026 LTRA* and continue to improve consistency in the annual ProbA. NERC and the Regional Entities, in consultation with the RSTC, should also continue to enhance NERC's LTRA to assess ERSs in the future system and the potential impact of new and evolving electricity market practices, regulations, or legislation on resource adequacy.

4. **Regulators and policymakers: Streamline siting and permitting processes to remove barriers to resource and transmission development.** As ISO/RTOs continue looking for opportunities to speed transmission planning processes, many states are also taking steps to expedite siting and permitting. Siting and permitting issues are among the most common causes for delayed transmission projects. Support from regulators and policymakers at the federal, state, and provincial levels is urgently needed.

5. **Regulators, electric industry, and gas industry member organizations: Continue identifying and implementing solutions for addressing the operating and planning needs of the interconnected natural gas-electric energy system.** As various initiatives launched in past years roll out recommendations for addressing reliability needs, stakeholders should act with urgency on implementation. Continued collaboration through readiness forums and working groups remains a priority. While new regulatory and oversight mechanisms of the natural gas industry have yet to solidify, voluntary actions for managing natural gas production, processing, and delivery risks are needed. NERC, gas and electric industry, and research partners should continue studies and assessments of regional fuel supply risks to BPS generation.

6. **Regional transmission organizations, independent system operators, and FERC: Continue to ensure that ERSs are maintained.** The changing composition of the North American resource mix calls for more robust planning approaches to ensure adequate ERSs.[12] Retiring conventional generation is being replaced with large amounts of wind and solar; planning considerations must adapt with more attention to ERSs. As replacement resources are interconnected, these new resources should be capable of supporting voltage, frequency, ramping, and dispatchability. Many technologies can contribute to ERSs, including VERs; however, policies and market mechanisms need to reflect these requirements to ensure that these services are provided and maintained. ISO/RTOs and FERC have taken steps in this direction, and these positive steps must continue.

In addition to these priorities, NERC recommends continued progress in areas identified previously in NERC's LTRA and other assessment reports. All recommendations are listed in the **Recommendations and ERO Actions Summary.**

[10] NERC's Large Loads Action Plan: https://www.nerc.com/initiatives/large-loads-action-plan
[11] NERC's Large Loads Task Force webpage: Large Loads Task Force (LLTF)
[12] Essential Reliability Services: https://www.nerc.com/pa/RAPA/ra/Reliability%20Assessments%20DL/ERS%20Abstract%20Report%20Final.pdf

Capacity and Energy Risk Assessment

Resource Planners and state and provincial policymakers use resource adequacy criteria to ensure that sufficient resources are available to meet demand and prevent unacceptable levels of energy shortfall. In their application, traditional capacity-based adequacy criteria were not designed to consider the magnitude, frequency, duration, and timing of potential energy shortfalls. Such considerations have become increasingly important as the resource transformation evolves from capacity-based resources with assured and stored energy supplies to energy-constrained resources that are increasingly impacted by weather and environmental conditions. NERC's LTRA includes all-hours probabilistic indices to measure these additional dimensions of risk and provide a more complete analysis to inform system plans.

Assessment Approach

NERC evaluates industry-provided resource adequacy data and credible studies to assess risks of future energy shortfalls as the system is currently planned. Probabilistic and deterministic analyses provide forward-looking snapshots of resource adequacy tied to industry forecasts of electricity supplies, demand, and transmission development. The risk analysis entails these components:

- Assessing load-loss metrics determined from probability-based simulation of projected demand and resource availability over all hours. This approach identifies high risk periods and potential energy constraints resulting in load-loss events. The 2025 ProbA is performed for each assessment area and examines the system as planned for the years 2027 and 2029. Loss-of-load hours (LOLH) and expected normalized unserved energy (NEUE) from NERC's ProbA are used to identify risk levels.
- Comparing the margin between projected resources and peak net demand, or reserve margin, to a reserve margin target (known as the Reference Margin Level (RML)) that represents the accepted level of risk based on a probability-based loss-of-load analysis.

NERC also incorporates other findings from scenarios or information from system studies to address assessment area-specific adequacy risks when needed. See MRO-SPP, NPCC-New England, and NPCC-New York.

The risk determination is based on data and information provided to NERC during LTRA development and represents a snapshot in time. Integrated resource planning and ISO/RTO resource adequacy mechanisms vary across North America and can be implemented to respond to resource adequacy issues on many different timescales.

The **Demand Assumptions and Resource Categories** section provides further details on these approaches. Assessment area dashboards (see **Regional Assessments Dashboards**) provide resource capacity and energy risk assessment results for all areas.

Risk Categories

For the *2025 LTRA*, NERC uses the following three levels of risk category determination for each assessment area and associated years for which there is a risk of energy shortfall during the first five years of the LTRA period (i.e., 2026–2030). The details for the risk criteria determination are shown below for each category of risk.

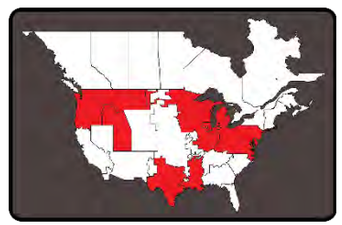

An assessment area is determined as **High Risk** when established resource adequacy targets or requirements are not met or when probabilistic or deterministic energy analyses find that planned resources produce shortfalls resulting in unserved energy or load loss exceeding criteria for baseline resource adequacy specified below. Regulatory authorities or market operators establish resource adequacy targets. Most targets in North America are currently based on a 1-day/event load loss in a 10-year planning requirement. See **Summary of Planning Reserve Margins and Reference Margin Levels by Assessment Area**. Recently, regulators and policymakers in many states and market areas have begun to consider or develop resource adequacy targets based on additional criteria that can better address energy risks and extreme weather-related supply disruption.[13] High risk areas are those where today's demand forecasts and resource projections indicate a shortfall in future planned resources for expected (i.e., most likely, aka 50/50) demand and typical resource performance. More severe operating conditions associated with unusual heat waves or deep-freeze events would further exacerbate shortfalls in planned resources.

For the *2025 LTRA*, NERC uses the following criteria to determine areas and associated years for which there is high risk of insufficient planned resources during the first five years of the LTRA period (i.e., 2026–2030):

- Annual LOLH exceeds 2.4 hours/year for one or more years in the ProbA; or
- Annual normalized expected unserved energy (EUE) exceeds 0.002% (20 ppm) for one or more years in the ProbA; or

[13] See the NERC-National Academy of Engineering Workshop Report *Evolving Planning Criteria for a Sustainable Power Grid*.

- Resource adequacy target(s) established by regulatory authority or system operator are not met.

Resource Planners, regulators, and market operators in assessment areas identified as having a high risk of resource shortfalls can mitigate these risks through timely actions that address capacity and energy risks.



An assessment area is determined to have **Elevated Risk** when it meets the established resource adequacy targets and baseline criteria specified earlier but does not meet more stringent thresholds of unserved energy and load loss that provide for reliability in more extreme weather conditions. More extreme conditions can include temperatures that result in above-normal demand levels, low resource output or availability, and/or disruption of normal electricity transfers. In the analysis, elevated risk may be found by modeling above-normal demand and low resource availability. The risk can also be identified by examining output data from probabilistic analysis tools to determine the underlying conditions for load-loss events. For the *2025 LTRA*, assessment areas are classified as elevated risk when they meet any one of the following criteria in the first five years of the LTRA period (i.e., 2026–2030):

- Annual LOLH is between 0.1 and 2.4 hours/year for one or more years in the ProbA
- Annual normalized EUE is less than 0.002% (20 ppm) but greater than or equal to 0.0002% (2 ppm) for one or more years in the ProbA
- Resource adequacy target(s) established by regulatory authority or system operator are met, but plausible scenarios of above-normal demand and/or low-resource conditions indicate risk of loss of load



An assessment area is determined to have **Normal Risk** if resource adequacy criteria are met, and there is a low likelihood of electricity supply shortfall even when demand is above forecasts or resource performance is abnormally low (e.g., above-normal forced outages or low VER performance). Although areas determined as normal risk are expected to have sufficient resources for plausible extreme[14] conditions, they are not immune to the effects of high-impact, low-frequency weather events that affect demand and generation simultaneously. For the *2025 LTRA*, assessment areas are classified as normal risk based on an evaluation of the following criteria for each of the first five years of the LTRA period (i.e., 2026–2030):

- Annual LOLH is below 0.1 hours/year.
- Annual normalized EUE is below 0.0002% (2 ppm).
- Resource adequacy target(s) established by regulatory authority or system operator are met and reserves are expected to be available in plausible scenarios of above normal demand and/or low-resource conditions associated with a once-per-decade event indicate risk of load loss.

Application of the Risk Criteria: NERC uses industry-provided demand and resource information and the results from the ProbA performed by NERC Regional Entities, ISO/RTOs, and regulated utilities to determine risk of energy and capacity shortfalls. The methods, assumptions, and approaches used by entities to perform probabilistic assessments affect the results and outputs. In last year's LTRA, NERC incorporated new probabilistic assessment risk criteria (LOLH and EUE) from the NERC-National Academy of Engineering Workshop Report, *Evolving Planning Criteria for a Sustainable Power Grid*, alongside established reserve margin criteria. In instances where an assessment area's probabilistic assessment results and reserve margins give mixed indications as to the risk category, adherence to resource adequacy targets (e.g., required RML and load-loss criteria) established by regulatory jurisdictions took precedence. Any other apparent contradictions with metrics and criteria were generally assessed according to results of all-hours probabilistic analysis.

A numerical summary of the assessment areas' risk profile measured against the NERC risk criteria is summarized in **Table 2**. A risk description summary for each assessment area at an **Elevated Risk** or a **High Risk** is provided in the **High-Risk Area Details** or **Elevated-Risk Area Details** sections following **Table 2**. Full details about all assessment areas are provided in the **Regional Assessments Dashboards** section.

[14] Plausible extreme conditions considered by NERC in this assessment are similar to those experienced during Winter Storm Elliott, Winter Storm Uri, and the 2020 Western Wide-Area Heat Dome.

Table 2: Capacity and Energy Risk Assessment Numerical Summary														
	NEUE (ppm)		LOLH (hours/year)		Anticipated Reserve Margin					Reference Margin Level[15]				
Summer-Peaking Areas	**2027**	**2029**	**2027**	**2029**	**2026**	**2027**	**2028**	**2029**	**2030**	**2026**	**2027**	**2028**	**2029**	**2030**
MISO	1.13	**42.39**	**0.23**	**6.61**	11.0%	11.2%	9.5%	8.6%	**4.3%**	8.1%	8.3%	8.5%	8.5%	8.5%
MRO-SPP	0.00	0.00	0.00	0.00	32.4%	30.3%	28.4%	25.1%	22.6%	19.0%	19.0%	19.0%	19.0%	19.0%
NPCC-New England	0.00	0.02	0.00	0.00	18.3%	21.7%	24.8%	23.7%	23.6%	13.4%	13.0%	13.0%	13.0%	13.0%
NPCC-New York	0.00	0.08	0.00	0.03	22.3%	24.5%	24.5%	23.6%	22.5%	15.0%	15.0%	15.0%	15.0%	15.0%
NPCC-Ontario	0.00	0.00	0.00	0.00	29.6%	19.8%	28.1%	18.7%	19.7%	16.1%	19.0%	22.6%	15.8%	19.5%
PJM	**3.50**	**65.50**	**0.61**	**9.97**	29.7%	28.3%	24.3%	**18.9%**	**13.9%**	18.6%	20.1%	21.9%	23.9%	26.3%
SERC-Central	0.00	0.00	0.00	0.00	19.1%	20.8%	19.7%	18.5%	16.5%	15.0%	15.0%	15.0%	15.0%	15.0%
SERC-East	0.98	**2.27**	**0.15**	**0.33**	30.6%	30.5%	30.5%	31.5%	34.9%	15.0%	15.0%	15.0%	15.0%	15.0%
SERC-Florida Peninsula	0.00	0.00	0.00	0.00	27.4%	25.2%	24.3%	22.6%	21.1%	15.0%	15.0%	15.0%	15.0%	15.0%
SERC-Southeast	0.00	0.00	0.00	0.00	35.9%	29.5%	29.8%	24.9%	20.9%	15.0%	15.0%	15.0%	15.0%	15.0%
Texas RE-ERCOT	**8.70**	**18.84**	**0.95**	**3.64**	28.2%	30.5%	31.8%	30.8%	29.9%	13.8%	13.8%	13.8%	13.8%	13.8%
WECC-Basin	0.04	**2,250**	**3.00**	**310.00**	36.3%	37.9%	27.4%	19.7%	15.2%	13.5%	14.0%	13.6%	12.4%	12.3%
WECC-California	0.00	0.00	0.00	0.00	53.2%	47.0%	46.1%	45.6%	42.7%	20.3%	19.2%	19.3%	19.7%	19.3%
WECC-Mexico	0.00	0.00	0.00	0.00	14.9%	13.8%	29.9%	27.0%	24.6%	7.8%	8.0%	9.1%	7.2%	7.0%
WECC-Rocky Mountain	0.00	0.00	0.00	0.00	51.3%	60.0%	53.2%	38.1%	30.5%	17.8%	17.0%	16.2%	16.1%	15.7%
WECC-Southwest	0.00	0.00	0.00	0.00	41.1%	39.6%	38.6%	38.4%	36.1%	13.3%	13.7%	13.6%	12.6%	12.2%
Winter-Peaking Areas	**2027**	**2029**	**2027**	**2029**	**2026–2027**	**2027–2028**	**2028–2029**	**2029–2030**	**2030–2031**	**2026–2027**	**2027–2028**	**2028–2029**	**2029–2030**	**2030–2031**
MRO-Manitoba Hydro	0.12	0.23	0.03	0.06	13.9%	16.7%	15.4%	13.6%	**1.2%**	12.0%	12.0%	12.0%	12.0%	12.0%
MRO-SaskPower	**5.24**	0.19	**1.09**	0.05	25.9%	35.0%	33.4%	32.3%	31.2%	15.0%	15.0%	15.0%	15.0%	15.0%
NPCC-Maritimes	0.52	0.25	**0.25**	0.10	**17.2%**	**18.5%**	25.6%	23.0%	21.7%	20.0%	20.0%	20.0%	20.0%	20.0%
NPCC-Québec	0.00	0.29	0.00	**0.11**	15.6%	16.7%	14.7%	13.0%	**11.5%**	11.9%	12.2%	12.2%	12.2%	12.2%
WECC-Alberta	0.00	0.00	0.00	0.00	36.2%	45.3%	40.7%	38.0%	33.0%	11.8%	17.6%	14.3%	15.6%	11.6%
WECC-British Columbia	0.00	0.00	0.00	0.00	23.4%	19.1%	19.5%	24.1%	24.2%	11.7%	12.1%	12.1%	11.6%	11.6%
WECC-Northwest	0.00	**36.64**	0.00	**85.00**	30.2%	29.3%	23.3%	19.1%	15.7%	17.8%	17.4%	16.1%	15.8%	15.5%

[15] Refer to the Regional Assessments Dashboards and the Summary of Planning Reserve Margins and Reference Margin Levels by Assessment Area table.

High-Risk Area Details

The assessment areas below exceed the highest level of risk criteria for the **High-Risk** classification during one or more years of the 2026–2030 period. Areas are listed in order of appearance in the **Regional Assessments Dashboards** section.

MISO (Normal Risk 2026| Elevated Risk 2027| High Risk 2028–)

Escalating demand forecasts and uncertainty around new resource commercialization timing contribute to heightened resource adequacy concerns in the MISO area. MISO forecasts its peak total internal demand at 127 GW during the 2026 summer season (up over 2.6 GW since the same year's projection in the *2024 LTRA*) and expects that summer demand will grow to 143.7 GW by 2035. The largest contributor to this accelerated demand growth is data center additions with 18 GW of data center loads projected by 2035. MISO's accredited thermal capacity has decreased by 8.8 GW, driven primarily by reductions in accredited capacity of existing facilities and retirements. New solar PV resources contribute to a 5.7 GW increase in MISO's accredited non-thermal capacity since last year.

As of July 2025, MISO has more than 54 GW nameplate capacity of generation—predominantly solar and battery—with signed generation interconnection agreements that are projected to come on-line over the next few years. As of December 2025, that figure increased to more than 70 GW of nameplate capacity. In addition to these resources, MISO instituted the ERAS process to respond to generation needs. The ERAS process provides a framework for the accelerated study of generation projects that address urgent resource adequacy and reliability needs in the near term. ERAS projects are not in the model for the *2025 LTRA*. If ERAS projects come in as currently planned, the projected reserve margin shortfall would be eliminated.

Based on the current resource and demand forecasts, MISO begins to meet elevated-risk criteria in 2027 (see **Table 3**). While resources are adequate for regulatory requirements, the ProbA results show load loss and unserved energy exceeding the elevated-risk threshold. The Summer season makes up the bulk of annual risk in this region and is seen to materialize during late afternoon and evening hours when demand is high and solar resource output begins to decline. The ProbA also identifies winter risk periods during early morning and hours after 7:00 p.m. Additionally, shortfall risks could expand into spring and fall generator maintenance periods when the available dispatchable generation is not enough to counter wind and solar variability when demand is high.

As the demand forecast rises in subsequent years, and with currently projected generator retirements and planned resource additions, the ProbA shows worsening results. While resources are adequate for regulatory requirements (i.e., loss of load expectation (LOLE) of 0.1 day in a year), the ProbA results show load loss and unserved energy exceeding the elevated risk threshold criteria.

For the 2029 ProbA study, MISO assumed 14 GW of generator retirements that are uncertain to occur by 2029.

Table 3: MISO Base-Case Summary of Results

	2027	2029
EUE (MWh)	797	31,654
NEUE (ppm)	1.13	42.39
LOLH (hours per Year)	0.23	6.61
Category	Elevated	High

With model assumptions, MISO would exceed load-loss and unserved energy criteria and fall below reserve margin targets to become a high-risk area beginning in Winter 2028 (see **Figure 2**). Projections for resource additions are predominantly solar PV, with some battery and wind resources. The small amounts of natural-gas-fired generation in signed interconnection agreements do not offset planned generator retirements, and, as a result, MISO is projecting shortfalls in planned resources for winter peak periods.

These results offer a point-in-time snapshot of risk based on the data available during the time of this year's analysis. The regulatory structure within MISO provides utilities and regulators with many tools to ensure alignment of large-load additions, generator retirements, and generator additions. Regulators and utilities in the MISO region are statutorily required to ensure reliability and can work to address uncertainties associated with these three phenomena.

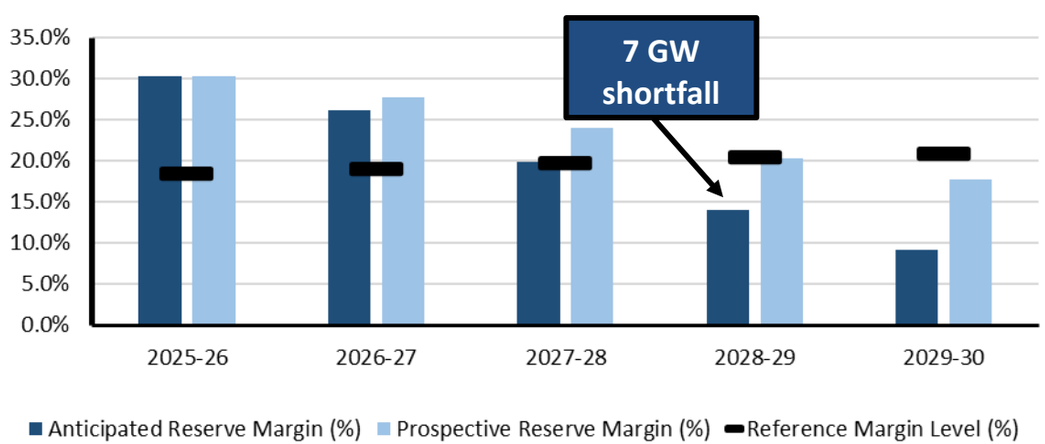

Figure 2: MISO Winter Planning Reserve Margins

Currently, MISO has surplus transfer capacity within its assessment area, but transfers between subregions have been historically constrained by a transmission limitation between the northern and southern MISO subregions.

The timing of FERC's approval of MISO's ERAS process in July meant that the generator additions that MISO plans as part of that process were not included in the resource adequacy modeling for the *2025 LTRA*. ERAS is already expected to result in considerable new resource additions to the MISO system in the near term. The additional summer on-peak capacity from ERAS is expected to grow to over 20 GW by summer 2030. These expedited resource additions are expected to reduce the shortfall risk identified in this year's ProbA. Furthermore, the timing of the ERAS additions would mitigate an identified winter ARM shortfall if the approximately 8.6 GW of winter on-peak capacity anticipated by 2028–29 reaches operation as projected. The latest ERAS projects, along with current load forecasts and resource projections as of July 2026, will be included in the input data for the *2026 LTRA*, and ERAS summer capacity additions are summarized by the diagonal hatched stacked areas in plot below.

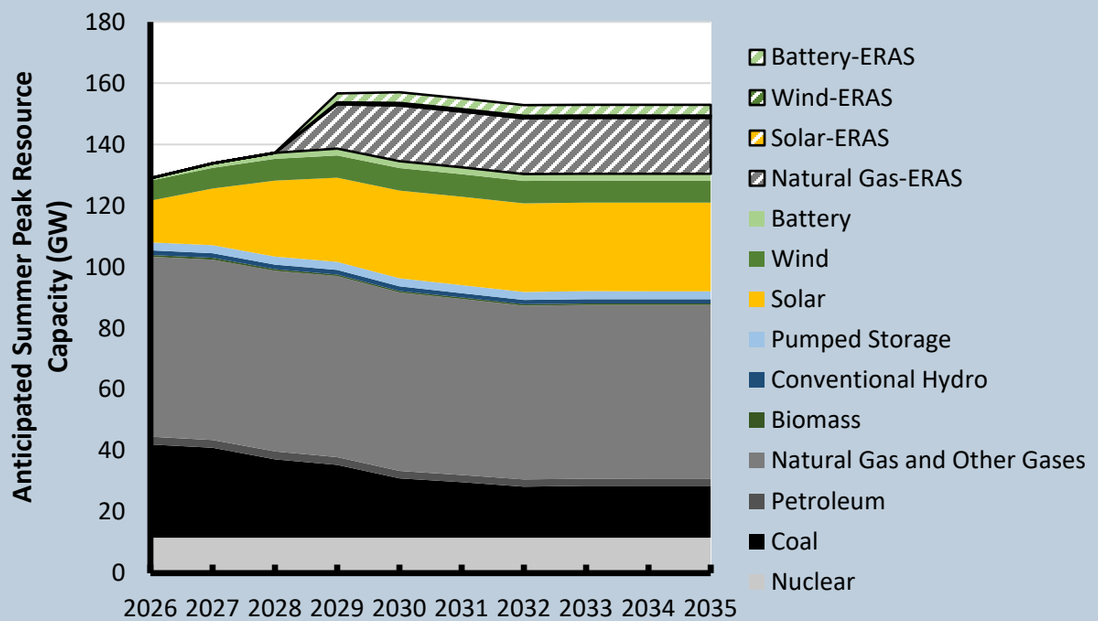

The Potential Effect of MISO's ERAS Process on Anticipated Summer Capacity

PJM (Elevated Risk 2026–2028/ High Risk 2029–)

Demand for electricity in PJM is growing at its fastest pace in years, driven primarily by data centers, followed by electrification and manufacturing loads. PJM expects its summer peak demand to grow by 56 GW to a total of 210 GW in 2035, and its winter peak demand is expected to climb by 62 GW to reach 198 GW by winter 2034–35. PJM's annual net energy for load growth rate is projected to average 4.8% per year over the next 10 years, up from 2.3% in last year's projections.

At the same time, PJM faces an extreme and rapid tightening of capacity resources in the near term because of generator retirements and project delays. A large share of PJM's new interconnection requests is from VERs, approximately 40% of which are solar, and dispatchable resources are currently leaving the system faster than they can be replaced with other dispatchable technologies. These factors, paired with PJM's limited reliance on transfers from neighboring areas to meet resource adequacy targets (maximum total transmission interchange capability is <2% of PJM's internal generation capacity), have led to a projection that PJM's ARM may fall below its Installed Reserve Requirement (or RML) in 2029 (see **Figure 3**).

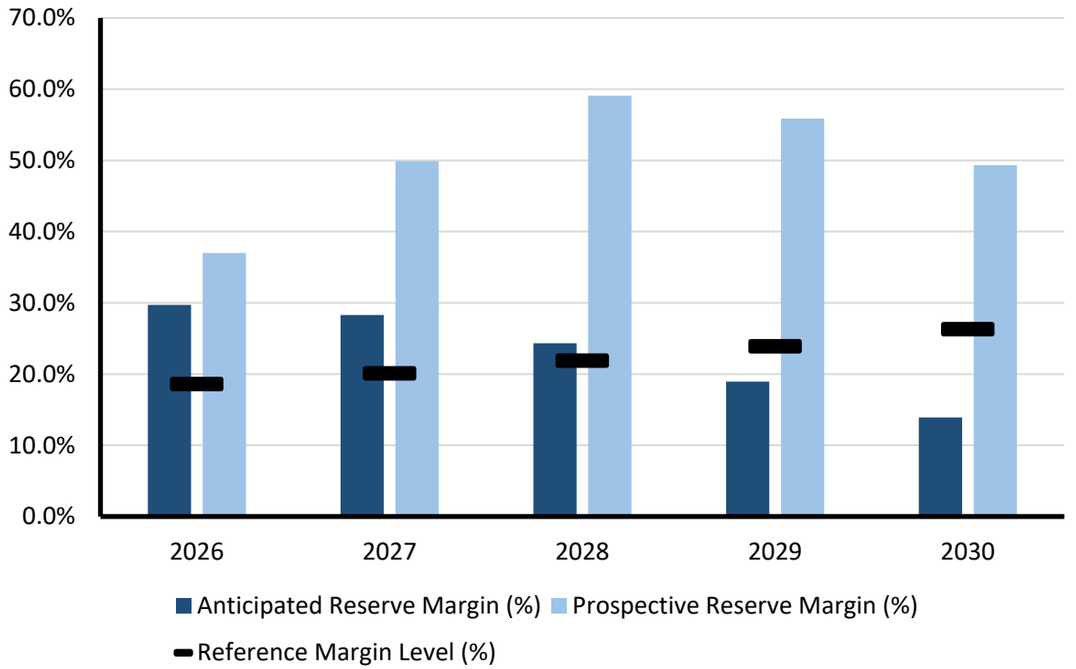

Figure 3: PJM Summer Planning Reserve Margins

As part of its reforms to speed interconnection with the system, PJM has approximately 30,000 MW of generation projections in the transitional interconnection queue to be processed in 2026. PJM's new cycle process opens in April with a one- to two-year timeline for reviews, depending on the impact to the system. From the time of the original *2025 LTRA* data submittal to recent evaluation, PJM projected an additional 8.3 GW of Tier 1 summer resource capacity over the next seven years. Tier 1 resource additions will provide 3.4 GW of winter capacity. However, many of these projects continue to be slowed or stopped by factors affecting multiple regions across the continent, including local opposition, state/local permitting delays, supply chain challenges or financing.

In 2025, FERC approved a PJM-proposed expansion of Surplus Interconnection Service to augment the operating efficiency and availability of existing resources, and the Reliability Resource Initiative (RRI), which attracted 11,000 MW of nameplate capacity in proposed, shovel-ready generation projects. Such initiatives also impacted Tier 2 resources from 2026 to 2031, netting an additional 8.2 GW in summer capacity from the original *2025 LTRA* data submittal and 4.1 GW in winter capacity. This net increase factors resources that transitioned from Tier 2 to Tier 1, the Reliability Resource Initiative, and any recently withdrawn projects.

Setting aside the impact of such initiatives, results of the ProbA using PJM's current resource and demand forecasts indicate that the area is at an elevated risk of resource shortfalls at the beginning of the 10-year horizon (see **Table 4**). Because this year's ProbA does not study years earlier than 2027, the elevated-risk determination is based on results of the 2024 ProbA and consideration of the declining ARM in PJM since last year's LTRA (2026 Summer ARM has fallen from 35.7% to 29.7%). The greatest risk of resource shortfalls leading to unserved energy or load loss in PJM occurs in the winter months during the early morning and evening hours. The risk is associated with generator availability and performance issues that can arise from equipment freezing and fuel supply issues during extreme winter conditions. PJM falls into the high-risk category beginning in 2029 as demand forecasts continue to climb, generators reach planned retirement dates, and the projected resources become less certain. The winter risk profile indicates that new resources will need to be capable of reliably serving winter load.

Table 4: PJM Base-Case Summary of Results

	2026*	2027	2029
EUE (MWh)	538	3,251	67,581
NEUE (ppm)	0.00	3.50	65.50
LOLH (hours per Year)	0.1	0.61	9.97
Category	Elevated	Elevated	High

***Provides the 2024 ProbA Results for Comparison**

Texas RE-ERCOT (Elevated Risk 2026–2028| High Risk 2029–)

The Texas RE-ERCOT assessment area is forecast to experience continued rapid electric demand growth over the next 5–7 years. ERCOT forecasts summer peak total internal demand to increase from 94,650 MW for 2026 to 154,077 MW for 2035, an average annual increase of 5.6%. This load growth is mainly driven by forecasted interconnections of large loads totaling 45 GW by 2030, of which 23 GW are data centers.

ERCOT continues to evolve its planning methods as fluctuations in recent large interconnections activity continue to affect both near- and long-term demand expectations. Several projects have slowed or failed to materialize within the shorter-term horizon, while interconnection requests for later years continue to increase. Such fluctuations do not, however, undercut the significance of demand growth attributable to large loads.

Responding to rapidly escalating demand from data centers and other large industrial loads, ERCOT, regulators, and lawmakers in Texas are adapting with policy and planning approaches to address emerging supply risks. Actions provide ERCOT with new curtailment management tools for large loads, establish criteria for when to incorporate new large loads in system planning, and help fund and speed new generating capacity to the grid. Furthermore, the first reliability assessment for the Public Utility Commission of Texas (PUCT)-approved Reliability Standard, and potential approval of market design changes to address deficiencies, is scheduled for completion by year-end 2026. Such market design changes would further mitigate energy risk.

Signed into law in June 2025, Texas Senate Bill 6 directs the PUCT to establish uniform large-load interconnection standards that, among other things, provide ERCOT with new large-load curtailment management tools and provide ERCOT authority to direct (or require transmission service providers to direct) large loads to curtail their load prior to and during declared energy emergency situations. For the *2025 LTRA*, ERCOT's DR contributions have increased substantially to reflect the authority and capability to curtail new large loads during energy emergencies. For Summer 2026, DR contributes 13.3 GW to resource adequacy (up from the 2.7 GW projection in the *2024 LTRA*), and contributions from DR rise to 53.1 GW by 2030. Because new large loads can be curtailed during energy emergencies, the rapid rise in projected large loads has substantially less effect on Planning Reserve Margins in ERCOT than in the 2024 LTRA.

The ARM is above the 13.75% RML for all years (see **Figure 4**).

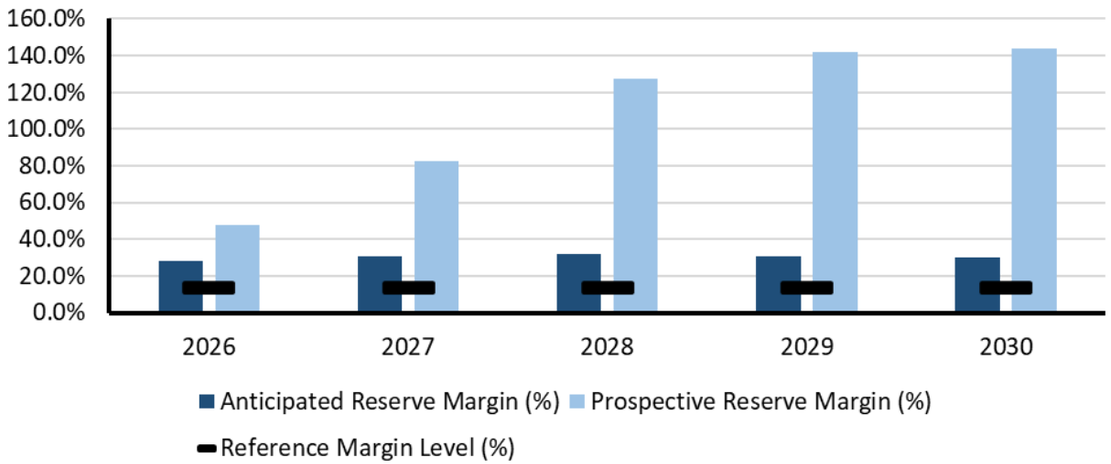

Figure 4: TEXAS RE-ERCOT Summer Planning Reserve Margins

ERCOT's Planning Reserve Margins in the *2025 LTRA* are also being affected by the implementation of new capacity contribution methods. ERCOT has switched from using historical average on-peak capacity factors to average effective load carrying capabilities (ELCC) for VERs, and the resulting capacity derates largely offset the gains that load management programs have on ARM. In the case of solar, ELCCs are significantly lower than prior years. ELCC values are probabilistically derived and reflect resource reliability value, and in the case of solar, this value has been decreasing as reserve scarcity risk shifts to the evening hours when solar availability is low.

The ProbA results for Texas RE-ERCOT reveal some improvement in near-term resource adequacy when compared to the *2024 LTRA*, but the area remains an elevated risk through 2027 before forecasted load growth drives the area to high risk (see **Table 5**). ERCOT's ProbA modeling includes demand-side management protocols that reasonably reflect large load curtailments described above, and other programs used in ERCOT's market. This modeling contributes to the improved unserved energy and load-loss hour metrics that are observed between the 2024 ProbA and the current ProbA. Battery resource additions since last year and improved modeling in the resource adequacy analysis tool also contribute to these improved metrics.

Table 5: Texas RE-ERCOT Base-Case Summary of Results

	2026*	2027	2029
EUE (MWh)	11,090	5,865	17,053
NEUE (ppm)	18.95	8.70	18.84
LOLH (hours per Year)	1.57	0.95	3.64
Category	Elevated	Elevated	High
***Provides the 2024 ProbA Results for Comparison**			

ERCOT's ProbA study results show that most resource adequacy risk is in the winter, and this is mainly driven by the large demand variability associated with winter temperatures. By 2029, there is significant risk in the summer and slight risk in the shoulder seasons, driven by the considerable growth of large loads across the year. For non-winter months, ERCOT continues to experience the highest reserve scarcity risk during the early evening hours (peaking at hour ending (HE) 9:00 p.m.) based on probabilistic capacity reserve modeling for monthly peak load days. During these periods, the drop-off in solar generation causes margins to decrease when load remains high. Battery storage helps reduce these short-duration energy risks. ERCOT expects battery energy storage capacity to reach 18.9 GW by Summer 2026 (Existing and Tier 1 resource categories) and grow to 25.2 GW by 2029. ERCOT typically sees the greatest energy provided by energy storage during net load peaks when solar is ramping off in the evening, or during early morning hours prior to solar ramping up.

In response to the rapid and unprecedented load growth, the PUCT in April 2025 approved three 765 kV import paths identified in the *Permian Basin Reliability Study*, which introduced the new 765 kV voltage class into the ERCOT region after six decades since the introduction of the 345 kV voltage class. The Texas 765-kV Strategic Transmission Expansion Plan (TX 765-kV STEP) tackles the unprecedented load growth expected by 2030 and enhances transfer capability by an additional 600 MW to 3,000 MW. This 765 kV addition enables power to flow more efficiently through long-distance transmission from resource-rich regions to load centers.

WECC-Basin (Elevated Risk 2026–2028/High Risk 2029–)

Forecasted load growth and planned generator retirements in the Great Basin (WECC-Basin assessment area) present resource adequacy challenges. Over the next 10 years, the summer demand forecast will rise by over 1.7 GW (17%, or 1.8% compounded annually), while at the same time the capacity from currently existing resources will decline by nearly 2.3 GW through generator retirements and other capacity changes. Solar resources are the predominant type nearing project completion: There is 3.5 GW of nameplate solar capacity (capable of providing 2.3 GW to summer capacity) in Tier 1 resources for the assessment period, making up nearly half of all resources in the

Tier 1 and Tier 2 planning.[16] The projected resources, with planned retirements and additions, are not sufficient for forecasted demand, resulting in some unserved energy and load-loss hours in the future-year energy analysis. While the ARM does not fall below the RML during the 2026–2035 time frame and indicates substantial surplus, the ProbA results indicate significant EUE and LOLH (see Table 6).

Table 6: WECC Basin Base-Case Summary of Results

	2026*	2027	2029
EUE (MWh)	N/A	3	200,892
NEUE (ppm)	N/A	0.04	2,250.70
LOLH (hours per Year)	N/A	3.00	310.00
Category	-	High	High
***No prior results as the assessment area is new for the *2025 LTRA*.**			

The risk of shortfall in the WECC-Basin area is concentrated in the summer months when seasonal electricity demand is highest. ProbA results for 2027 indicate that risk is most concentrated to the month of peak demand and the hours around sunset as solar output declines. The LOLH in 2027 and 2029 coincides with the evening solar down ramp and the persistence of elevated demand after peak. For 2029, as planned retirements of coal-fired generation and all currently projected resource additions are reflected in the resource mix, risk periods expand across all summer months, and the hours of risk extend from midday to nighttime. In WECC's ProbA modeling, energy transfers from neighboring areas are helping WECC-Basin meet supply deficits, but at times they are insufficient, resulting in unserved energy and load-loss hours.

Unlike the ProbA results from other areas, WECC's probabilistic model produces values higher values for load loss and EUE because the results are not probabilistic weighted averages. Taking this into account, NERC assesses WECC Basin as an elevated risk through 2029 even though the reported load-loss hours from the simulations exceed high-risk criteria

WECC-Northwest (Normal Risk 2026–2028| High Risk 2029–)

Peak load in the WECC-Northwest assessment area is forecast to increase by 6.6 GW (19%) over the next 10 years, driven by an influx of data centers into the Pacific Northwest. There are over 10 GW of new wind, solar, and battery projects expected to connect over the next five years (nameplate capacity) and provide an expected on-peak capacity contribution in winter of 3.2 GW. Additional resources will be needed to avoid shortfalls in planning reserves and prevent energy risks from emerging. While the ARM does not fall below the RML during the 2026–2030 time frame, the ProbA results based on current resource projections and demand forecasts indicate significant EUE and LOLH by 2029 (see Table 7).

Table 7: WECC Northwest Base-Case Summary of Results

	2026*	2027	2029
EUE (MWh)	N/A	0	8,080
NEUE (ppm)	N/A	0.00	36.64
LOLH (hours per Year)	N/A	0.00	85.00
Category	N/A	Normal	High
***No prior results as the assessment area is new for the *2025 LTRA*.**			

Resource adequacy concerns in the U.S. Northwest can arise in the summer and winter seasons. Peak demand occurs in the winter months. In the ProbA results, load-loss hours occur at a greater frequency during winter high-demand periods. The summer months also have an emerging risk of shortfalls according to the ProbA: The 2029 study year had approximately 85% of identified unserved energy occurring between the afternoon-to-evening hours of mid to late summer.

Elevated-Risk Area Details

The below areas are classified as Elevated Risk as they are projected to meet resource adequacy criteria and have energy and capacity for normal forecasted conditions but are at risk of supply shortfall in extreme conditions. Areas are listed in order of appearance in the Regional Assessments Dashboards section.

MRO-Manitoba Hydro (Normal 2026–2028| Elevated 2029–)

The Winter 2026–2027 peak demand forecast grew by 127 MW, exceeding the projected 29 MW growth from the *2024 LTRA*. Demand growth is driven primarily by population growth and expected economic activity. Conversely, the forecasted annual peak demand growth rate for the next 10 years has fallen to almost 1.4%, down from around 1.8% projected in the *2024 LTRA*. Generating resources are projected to remain largely the same over the 10-year planning period.

Similar to prior probabilistic assessments, Manitoba Hydro's 2025 ProbA indicates elevated-risk levels of load loss in the later (year 4) study year (see Table 8). Resource adequacy concerns and load-loss risk in the ProbA arise from studied very low hydro conditions. Although the Manitoba system is

[16] Tier 1 resources in the LTRA are those resources in the interconnection process that have high confidence of being realized and generally under construction or have signed interconnection agreements. Tier 2 resources have more uncertainty in being realized and are in earlier development stages such as undergoing interconnection planning study.

winter-peaking, the risk is primarily present during the summer season, with some risk also identified in the spring shoulder season. Planned electricity supply resources could fall short during an extreme and prolonged drought, affecting the predominantly hydroelectric system.

Table 8: MRO-Manitoba ProbA Summary of Results			
	2026*	**2027**	**2029**
EUE (MWh)	5	3	6
NEUE (ppm)	0.18	0.12	0.23
LOLH (hours per Year)	0.06	0.03	0.06
Category	Normal	Normal	Elevated
*** Provides the 2024 ProbA Results for Comparison**			

MRO-SaskPower (Elevated 2026–2027| Normal 2028–)

Large industrial loads in Saskatchewan are driving average annual peak demand growth of 1.0% compounded annually over the next 10 years, down slightly from the *2024 LTRA*'s projection (1.35%). To respond to demand growth, SaskPower recently added 370 MW of natural-gas-fired generation, 220 MW of VERs, and a 20 MW/20 MWh battery storage system to its system and is projecting on-peak resource additions of 700 MW over the next 10 years—a slight decrease from last year's projection (~1 GW). Nameplate additions include 400 MW of wind, 300 MW of solar, and 525 MW of natural gas to offset ~32 MW of confirmed waste heat recovery and wind generation retirements. Saskatchewan is also deferring generator retirements and reactivating recently deactivated coal units and is bolstering both its intra-regional and interregional transmission system to diversify its current portfolio that relies heavily on firm transfers with Manitoba. Reserve margins are expected to remain above SaskPower's RML for the entire 10-year period of the *2025 LTRA*.

SaskPower is a winter-peaking system, but MRO-Saskatchewan's probabilistic studies concluded that LOLH and EUE could occur during planned outages of large generators during peak demand hours in the spring and fall seasons. The ProbA reveals load-loss risk during the months of May, August, September, and October in 2027 based on current planned resources and load forecasts. Monthly and annual results improve in 2029 with SaskPower's projected resource additions (see **Table 9)**.

Table 9: MRO-SaskPower Base-Case Summary of Results			
	2026*	**2027**	**2029**
EUE (MWh)	76	145	5
NEUE (ppm)	2.81	5.24	0.19
LOLH (hours per Year)	0.55	1.09	0.05
	Elevated	Elevated	Normal
***Provides the 2024 ProbA Results for Comparison**			

MRO-SPP (Elevated 2026–)

Resource additions and delays in generator retirements since the *2024 LTRA* are improving the resource adequacy outlook for 2026, while higher demand forecasts and less capacity projects in development are causing lower planned reserves in later years. SPP's ARMs are projected to remain above RMLs until after 2030 (see **Figure 5**). Additionally, ProbA results of the planned resources and demand forecast did not identify EUE or load-loss hours in studied years. Seasonal resource adequacy assessments by NERC have identified risks of insufficient operating reserves during periods of low wind and high generator outages.[17] SPP is an elevated risk because it is projected to have lower planned reserves with a similar mix of VERs and dispatchable thermal generation in the future.

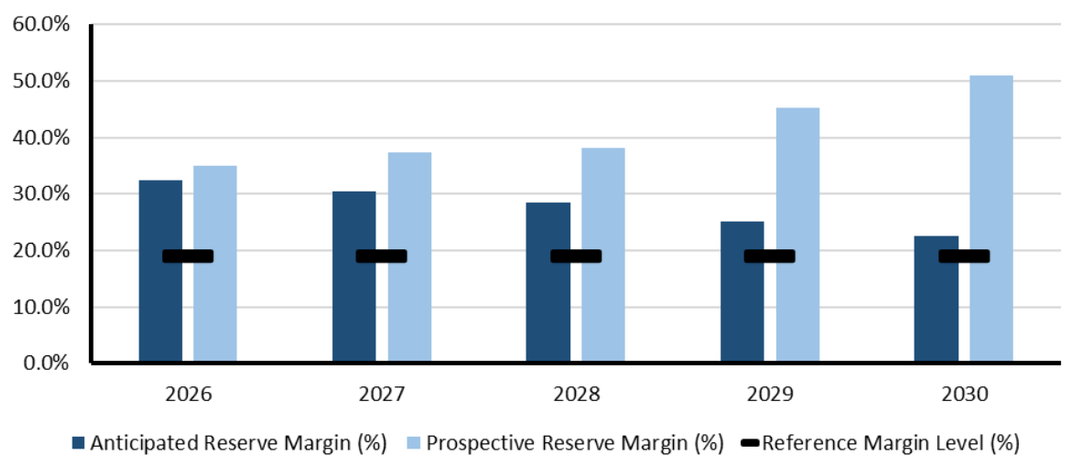

Figure 5: MRO-SPP Five-Year Planning Reserve Margin—Summer

[17] See NERC *2025 Summer Reliability Assessment*

Recent and newly approved resource adequacy initiatives in SPP are aimed at addressing demand growth and energy challenges associated with the evolving resource mix. SPP has approved higher Planning Reserve Margin requirements for LSEs that take effect beginning in the summer of 2026, along with a new winter reserve margin requirement starting later that year. These reserve margin requirements respond to growing resource adequacy challenges by obligating LSEs to obtain more firm resources for the summer and winter seasons. New performance-based resource accreditation will more accurately account for generator contributions to serving area demand during times of greatest need. The *Expedited Resource Adequacy Study* process, approved by FERC in July, is providing an accelerated pathway to interconnection for generation that supports identified resource adequacy needs.

NPCC-Maritimes (Elevated 2026–)

The Maritimes area peak loads are expected to increase by 8% during summer and by 10% during winter seasons over the 10-year assessment period (see **Table 10**). This translates to compound average growth rates of 0.8% in summer and 1% in winter, which are higher than the *2024 LTRA* projections (0.4% in summer and 0.6% in winter). Resource projections for Maritimes have diminished slightly since the *2024 LTRA* due to smaller peak capacity contributions from certain VERs through most of the planning period.

Firm capacity transfers in the first two years of the assessment period (2026–2027 and 2027–2028) decreased significantly from the *2024 LTRA* (322 MWs to -32MWs in 2026 and 215 MWs to 75 MWs in 2027). As a result, the ARM is below the 20% RML in those years, 17.2% and 18.5%, respectively. Beginning in 2028, the capacity transfers for the remaining assessment period are consistent with those in the *2024 LTRA*, and ARMs are projected to remain above the RML of 20% until 2032 when the ARM dips to 18.2%.

Table 10: NPCC-Maritimes Base-Case Summary of Results

	2026*	2027	2029
EUE (MWh)	5	15	7
EUE (ppm)	0.17	0.52	0.25
LOLH (hours per Year)	0.09	0.25	0.10
***Results from the 2024 The ProbA simulations**			

The ProbA for 2027 indicates elevated levels of unserved energy in the peak winter month of February. Load growth projections and resource mix characteristics are the primary driver. A few hours of risk occur in other winter months. Resource additions contribute to the improved EUE and LOLH metrics for the 2029 study year.

NPCC-New England (Normal 2026 –2028| Elevated 2029–)

Since the *2024 LTRA*, 650 MW of fossil-fired generation has retired in New England, while wind, battery, and solar projects and uprating to an oil-fired power plant are projected to increase summer capacity by 1 GW in Summer 2026. Winter capacity is also increasing by a similar amount due to the expected contribution of offshore wind by winter 2026–2027. New England is among the areas projecting the highest growth in winter electricity demand, with winter peak demand forecast to increase by 7.1 GW (36%) from the Winter 2025–2026 forecast over the next 10 years. This demand forecast has changed little since the *2024 LTRA*.

ProbA results and reserve margin assessment for the NPCC-New England Assessment Area indicate that the risk of unserved energy in New England is small (see **Table 11**). Unserved energy risk is concentrated in the summer months when area demand currently peaks. However, escalating winter electricity demand and the performance challenges faced by the current and future resource mix in extreme, long-duration cold weather events is a persistent reliability concern. New England has already experienced constraints on electric energy production due to the availability of natural gas during winter. Interstate natural gas pipelines serving New England run at full capacity with (firm) gas utility contracts serving their residential, commercial, and industrial (RCI) customers. An extended cold spell or a series of cold spells can threaten regional natural gas fuel delivery infrastructure and result in insufficient fuel for electric generators. Dual-fueled generation provides crucial alternative energy to maintain electric system reliability. In scenarios of extended extreme cold, stored liquid fuels can become depleted and result in insufficient generation for demand.

Table 11: NPCC New England Base-Case Summary of Results

	2026*	2027	2029
EUE (MWh)	11	<1	2
NEUE (ppm)	0.10	0.00	0.02
LOLH (hours per Year)	0.10	0.00	0.00
Category	Normal	Normal	Normal
*** Provides the 2024 ProbA results for Comparison**			

NPCC-New York (Elevated 2026–)

The LTRA anticipated and Prospective Reserve Margins are above RML of 15% for all 10 years. However, the system margins are narrowing throughout the assessment period. Although expected resource contribution is great enough to meet expected demand, there is risk due to the variability in the demand forecast with a greater risk added due to the variability in resource contribution. Demand could be 10–13% higher than expected, which could cause strain on the system.

This impact is shown in the increasing LOLH and EUE shown in **Table 12.**

Table 12: NPCC New York Base-Case Summary of Results			
	2026*	**2027**	**2029**
EUE (MWh)	2	<1	12
NEUE (ppm)	0.01	0.00	0.08
LOLH (hours per Year)	0.01	0.00	0.03
Category	Normal	Normal	Normal
*** Provides the 2024 ProbA results for Comparison**			

While NPCC's ProbA results and reserve margin assessment for the New York assessment area indicate that the risk of unserved energy in New York is relatively small, an assessment performed by NYISO, the ***2025 Quarter 3 Short-Term Assessment of Reliability*** **(STAR)**,[18] identified transmission security reliability needs in the New York City and Long Island parts of the system to ensure summer reliability. With little reliability margin, plausible futures point to system issues within the next 10 years. Depending on demand growth and retirement patterns, the system may need several thousand megawatts of new dispatchable generation over that time frame.

Due to the reliability needs identified in the STAR report, NERC assesses that NPCC-New York is an elevated risk area and that, with current resource and transmission system projections, localized supply shortfalls are likely in extreme conditions.

NPCC-Québec (Normal 2026–2028| Elevated 2029–)

Québec's demand forecast has increased since the *2024 LTRA*, driven by electrification of transportation, industrial decarbonization, and electric heating. New sectors such as hydrogen production, battery manufacturing, and data centers are also contributing to demand growth. Québec's demand peaks at 41.4 GW in 2026–2027, rising to 49.6 GWs by 2035–2036, an increase of 8.2 GWs compared to the assessment period growth of 7.5 GWs projected in the *2024 LTRA*.

With stable resources over the 10-year assessment period, Québec's ARMs remain above the 12.2% RML for the first four years, falling below in 2030–2031 and all subsequent years. Québec and Ontario have a firm seasonal capacity exchange agreement through 2030–2031 that allows Québec to import 600 MW in winter.

Hydro-Québec's Action Plan 2035 and a memorandum of understanding with Newfoundland and Labrador outline major new capacity additions, including hydro upgrades, new large hydro power plants, wind and solar development, and potential battery storage and natural-gas-fired generation. These resources are not included in the present assessment due to their early development stage but are expected to be incorporated gradually into future assessments.

Hydro Québec is a winter-peaking area. There were no significant LOLH or EUE estimated for Winter 2027–2028. For Winter 2029–2030, EUE and LOLH are above the elevated risk criteria See **Table 13**.

Table 13: NPCC Québec Base-Case Summary of Results			
	2026*	**2027**	**2029**
EUE (MWh)	8	8	63
NEUE (ppm)	0.04	0.00	0.29
LOLH (hours per Year)	0.01	0.00	0.11
Category	Normal	Normal	Elevated
*** Provides the 2024 ProbA results for Comparison**			

SERC-East (Normal 2026| Elevated 2027–)

SERC-East is projecting over 5.7 GW of coal unit retirements over the 10-year assessment horizon. These continued retirements from prior years continue to trigger reserve margin targets and ProbA thresholds for elevated risk. To offset the upcoming retirements, SERC-East has planned 2 GW of solar resources and 8.9 GW of gas additions over the next 10 years. The 2025 ProbA reveals elevated levels of risk occurring in both the 2027 and 2029 study years, as shown in **Table 14** below.

Table 14: SERC-East ProbA Summary of Results			
	2026*	**2027**	**2029**
EUE (MWh)	143	232	539
NEUE (ppm)	0.60	0.98	2.27
LOLH (hours per Year)	0.09	0.15	0.33
Category	Normal	Elevated	Elevated
*** Provides the 2024 ProbA Results for Comparison**			

[18] Additional details available in the report: https://www.nyiso.com/documents/20142/16004172/2025-Q3-STAR-Report-Final.pdf/

Normal-Risk Area Details

All other assessment areas (see Figure 1) are classified as normal risk. In these areas, resource adequacy criteria are met, and there is a low likelihood of electricity supply shortfall even when demand is above forecasts or resource performance is abnormally low (e.g., above-normal forced outages or low VER performance).

Resource and Demand Projections

The **Capacity and Energy Risk Assessment** section is a forward-looking snapshot of resource adequacy that is tied to industry forecasts of electricity supplies, demand, and transmission development. Later sections in this report describe important trends in each of these forecast areas. The future electricity supply will come from a resource mix that is more variable, weather-dependent, and reliant on natural gas for fuel, requiring broad coordination and careful attention to manage reliability risks. Future electricity demand is being shaped by many factors that collectively influence peak demand forecast levels, peak seasons, and hourly profiles. Peak demand and energy forecasts are projected to continue rising dramatically over the *2025 LTRA* assessment period, exceeding their highest rates in recent years. Ongoing challenges with resource and transmission development and the continued pace of generator retirements raise concerns that the risk assessment map will expand with more elevated- and high risk areas in the future.

Risk from Additional Generator Retirements

Accelerated retirements of the existing coal, natural gas, petroleum, and nuclear generators can negatively affect the resource adequacy and reliability of the BPS in the next 10 years. In the preceding **Capacity and Energy Risk Assessment**, NERC accounted for nearly 92GW of nameplate of fossil-fired and nuclear generator retirements that are anticipated through 2035. NERC's risk analysis did not include an additional 65 GW of nameplate fossil-fired generators that have announced plans to retire over the decade but have yet to enter deactivation processing with the planning authorities. Combined, the confirmed and announced-potential retirements over the next 10 years total over 105 GW in peak seasonal capacity, roughly 10 GW lower than the 10-year retirement projections in the *2024 LTRA* (see **Figure 6**). Projected retirements overall, both confirmed and unconfirmed, have shrunk from the prior year's LTRA as reliability needs have expanded with the continued growth in anticipated large-load interconnections. The initiation of market mechanisms like capacity accreditation has also more precisely highlighted the loss-of-load risks posed by a generation mix that has increasing amounts of variable resources. Growing demand and evolving planning methodologies have highlighted the potential need to keep resources, particularly non-variable resources, on-line longer than previously anticipated.

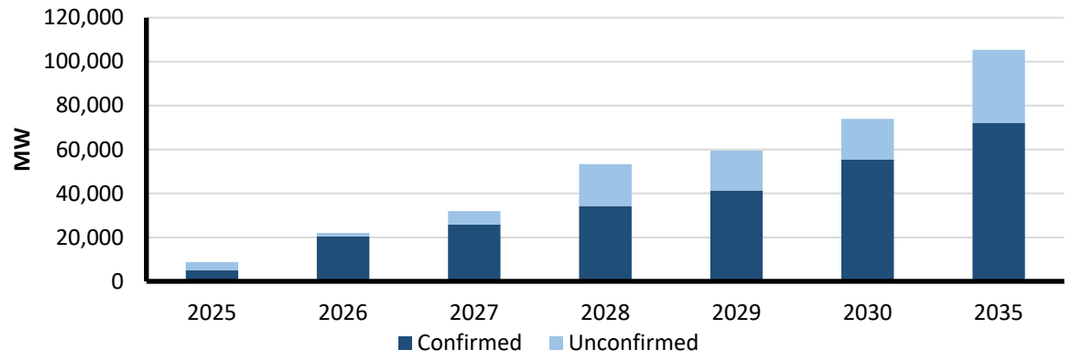

Figure 6: Projected Generation Retirement Capacity Through 2035

Figure 7 shows the total capacity of reported retirements (i.e., reported to ISO/RTOs and planning entities) as well as owner-announced, unconfirmed retirements of fossil-fueled and nuclear generators across the BPS over the next 10 years in each assessment area.[19] MISO continues to lead the assessment areas in the amount of projected retiring capacity at roughly 35 GW.

The yearly projections of future retirements and an assessment area view are provided in the **Risk from Additional Generator Retirements** section.

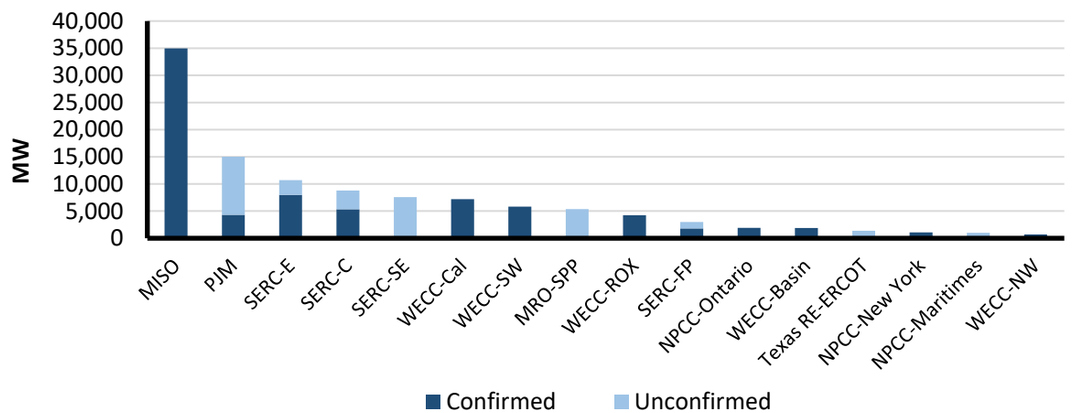

Figure 7: Projected Capacity Retirements of Nuclear and Fossil Generation 2025–2035

[19] Confirmed generator retirements are reported to NERC by each assessment area in this *2025 LTRA* development process. NERC obtained data on announced, unconfirmed generator retirements from Energy Ventures Analysis, Inc. and from each assessment area. Some sources of information on announced generator retirements include EIA 860 data, trade press, and utility integrated resource plans.

Reducing Resource Capacity and Energy Risk

The risk of electricity supply shortfalls in the assessment period can be lowered through the concerted efforts of resource and system planning stakeholders. The actions taken in electricity markets and regulatory jurisdictions with the improving trends noted previously provide examples of what can work: obtaining additional firm resources to meet resource adequacy targets, delaying generation retirements when reliability needs dictate, and using capacity targets and energy risk metrics based on better resource and demand models. Specific and actionable recommendations are contained in the **Executive Summary**.

Resource Adequacy Program Attributes

Utilities, market operators, and regulators across North America are adapting their resource adequacy programs to address mounting challenges, including load growth, changing load behavior, resource mix transition, extreme weather, and evolving end-use need for electricity. NERC and industry stakeholders have recognized key resource adequacy program attributes that may become needed to address specific challenges faced by system planners and operators. **Table 15** includes five of these attributes and a brief description of how the attribute can be implemented. Assuring an adequate supply of electricity requires modernizing planning approaches. NERC encourages each assessment area to evaluate the program attributes needed to plan effectively for current and future challenges and implement those identified as essential.

Table 15: Resource Adequacy Program Attributes

Attributes	Objective	Implementation
1. Uses Energy Risk Criteria	To ensure energy adequacy in systems with VER and fuel limitations, resource planners and markets need to augment existing 1-day-in-10 load-loss criteria with additional energy risk metrics.	Establish criteria based on EUE or similar energy risk metric(s).
2. Evaluates Resource Contributions at Risk Periods	As periods of shortfall risk on the system change with changing resource and demand characteristics (e.g., risks during winter and summer, peak net demand, and shoulder seasons), methods for assigning resource contributions in resource procurement and assessments must evolve.	Adopt effective load-carrying capability or other probabilistic methods for determining resource contributions during risk periods.
3. Load Forecasting Accounts for Growth Uncertainty	Future electricity demand is being influenced by the pace of electrification, industrialization, data center development, and DER adoption. Load forecasts for adequacy assessment and resource planning need to account for new growth patterns and uncertainty.	Capture the forecast drivers needed for the area and address uncertainties.
4. Considers Effect of Extreme Scenarios on Adequacy	To reduce the unique resource adequacy risks from wide-area extreme weather events, resource adequacy programs should evaluate potential system impacts and weather scenarios to mitigate risk to the BPS.	Analysis considers low-probability energy events (e.g., drought, multi-day weather patterns) and adequacy criteria include load-loss event magnitude and duration.
5. Includes Coordinated Interregional Transfer Capability	Interregional transfer capability can provide enhanced reliability and resilience and is most effective when resource adequacy programs include coordination with neighbors.	Model transfer limits and deliverability; implement processes for seams coordination.

Demand Trends and Implications

Demand and Energy Projections

Electricity peak demand and energy growth forecasts over the 10-year assessment period continue to climb higher than at any point in the past two decades. See **Figure 8** for seasonal peak demand growth over the current and prior assessment periods and **Figure 9** for net energy growth. Over the 10-year period, aggregated assessment area summer peak demand is forecast to rise by over 224 GW. This is 69% higher than last year's 10-year growth projection of 132 GW. Winter demand growth continues to outpace summer demand growth: The 10-year aggregated winter peak demand is forecast to rise by over 245 GW, a 65% increase from last year's 149 GW growth projection. Compound annual growth rates (CAGR) for summer and winter peak demand are the highest since NERC's tracking started in 1995. A map of the primary demand drivers for the North American BPS is illustrated for each assessment area in **Figure 10.**

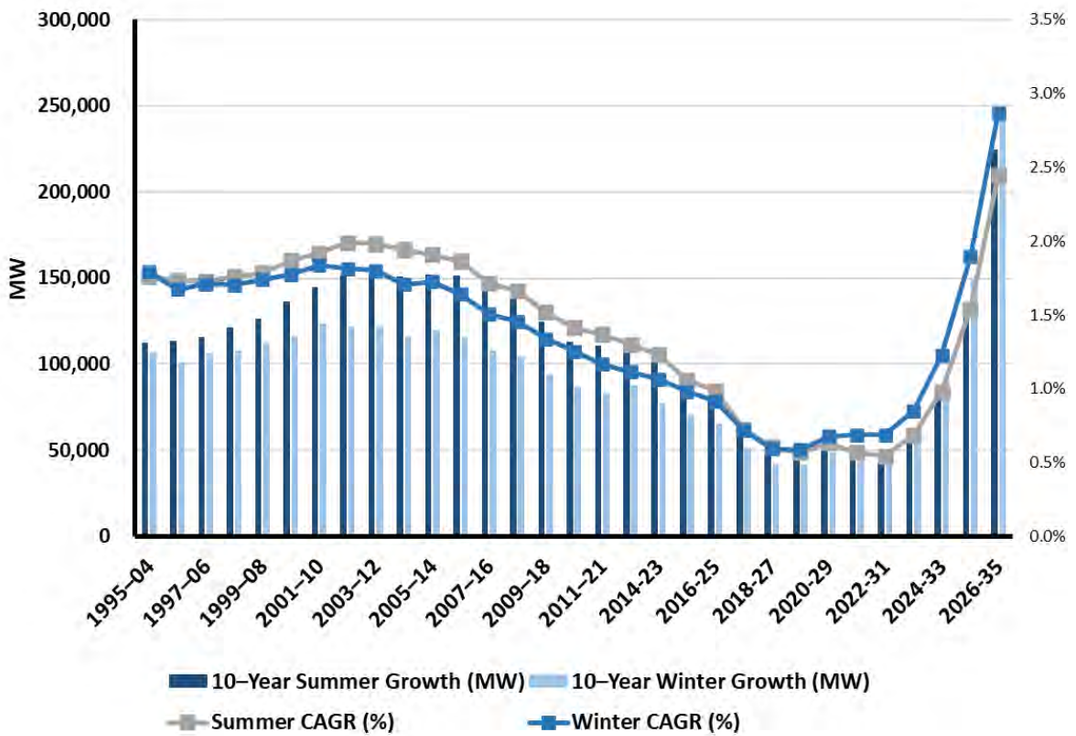

Figure 8: 10-Year Summer and Winter Peak Demand Growth and Rate Trends

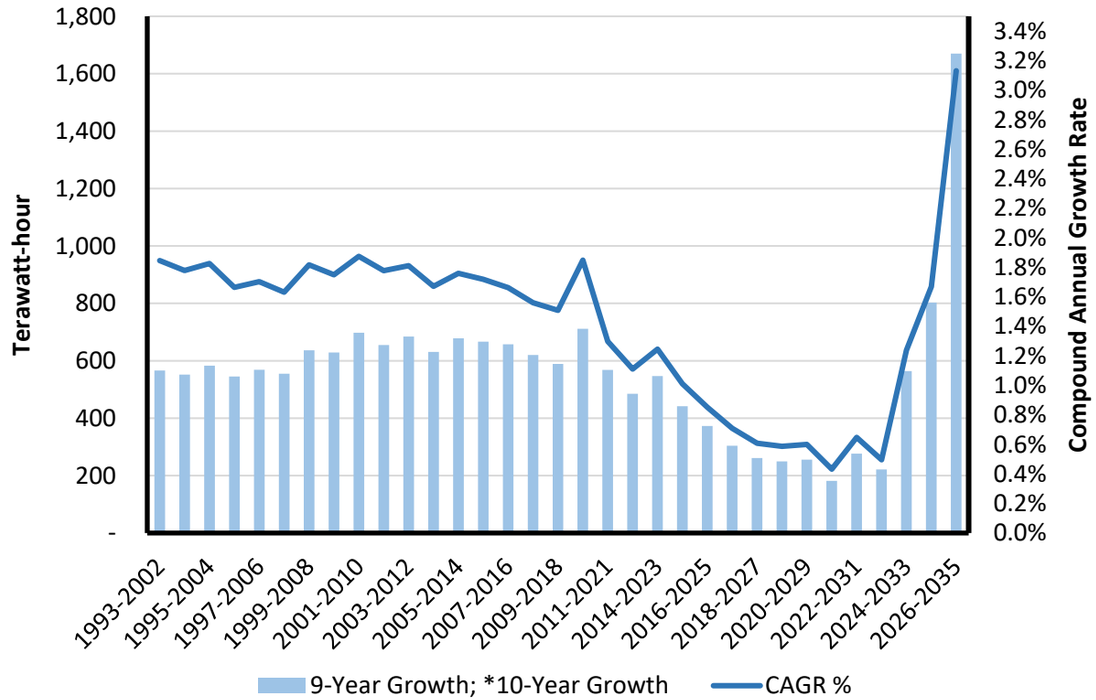

Figure 9: Net Energy for Load Growth and Rate Projections

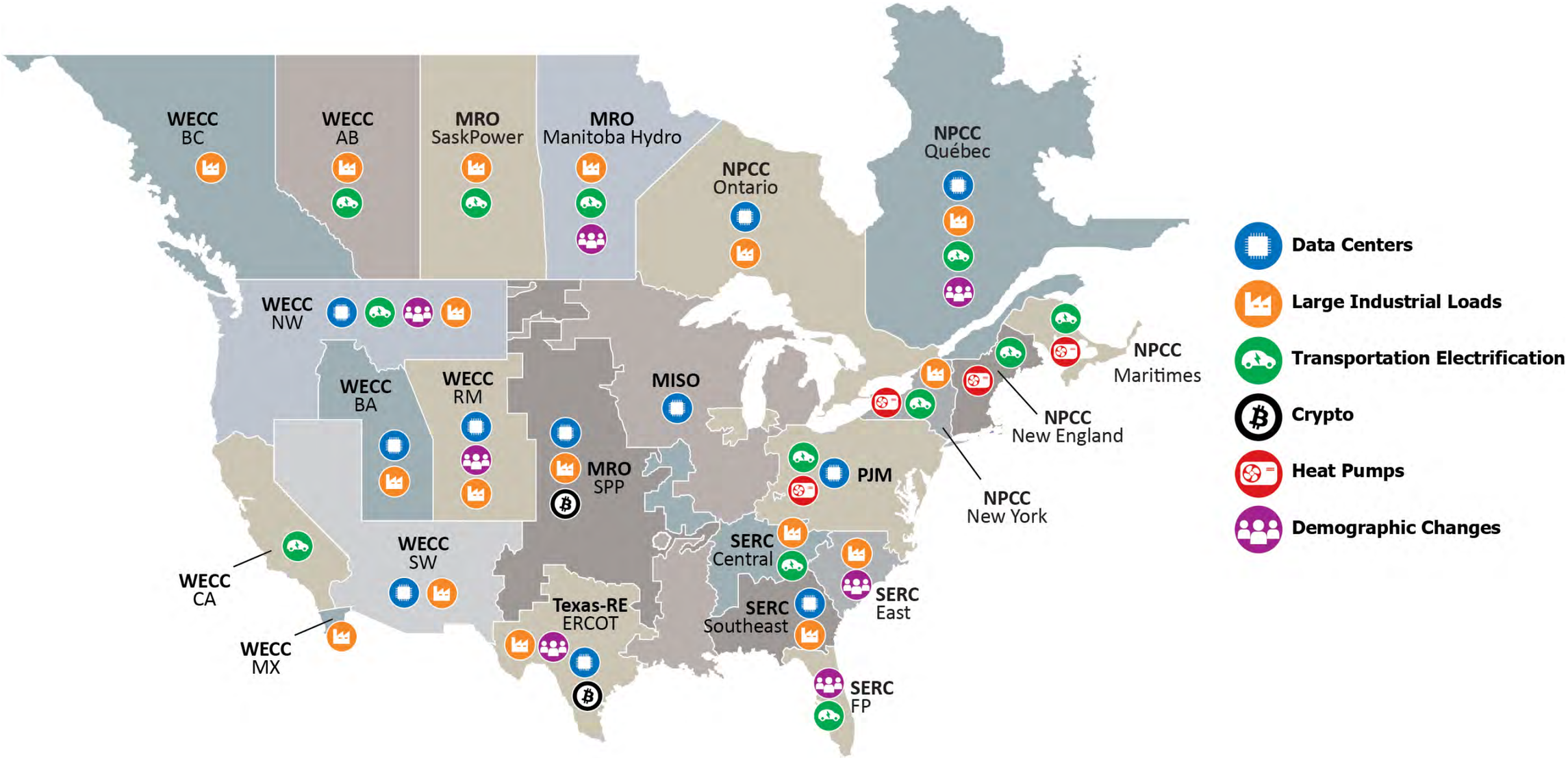

Figure 10: Primary Demand Drivers by Assessment Area

Data Centers and Large Commercial and Industrial Loads

New data centers for artificial intelligence and the digital economy account for most of the projected increase in North American electricity demand over the next 10 years. These and other large commercial and industrial loads are connecting rapidly to the BPS. The emerging large loads present unique challenges to forecasting and planning for increased demand.

Load forecasts collected by NERC for the *2025 LTRA* reveal the massive build-out of data centers in many parts of North America. Texas, PJM, and the WECC assessment areas are reporting steep demand increases due primarily to new data centers and large loads. BAs within WECC reported that planned data centers account for an average of 10% of demand, with some BAs reporting as high as 40% of the demand forecast. See **Figure 11** and **Figure 12** for projections in ERCOT and most WECC assessment areas, respectively.

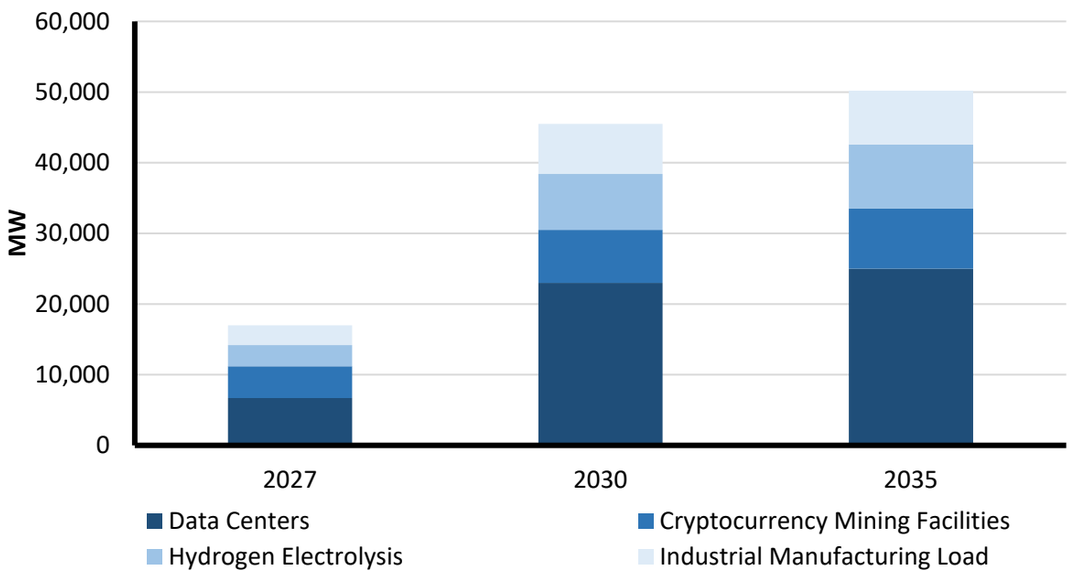

Figure 11: Large-Load Projection Breakdown in ERCOT

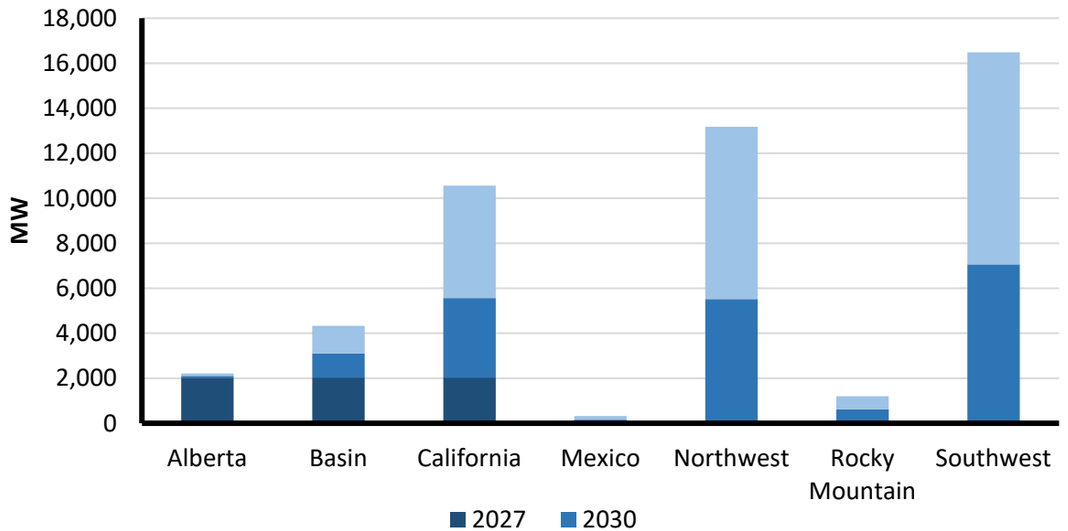

Figure 12: Large-Load Projection by Year in WECC Assessment Areas

Demand forecasts and large load projections throughout the LTRA are based on LSE and BPS system planner forecasts. LSE load forecasts are based on information from the interconnection process and agreements between utilities and owners of connecting loads, such as facility peak demand, load flexibility, and some operating characteristics. To be counted in load forecasting, data center projects have advanced from speculative and exploratory stages into development commitments necessary to drive grid planning studies. Consequently, data center and large load growth forecasts in the LTRA are likely to be more conservative than predictions from the technology industry or from economic, research, academic, and policy organizations.

In Texas, fluctuations in recent large-load interconnections activity continue to affect both near- and long-term demand expectations. Utilities and system operators are also gaining insights from large-load development and operating behaviors and applying them to future forecasts. Several projects have slowed or failed to materialize within the shorter-term horizon, while interconnection requests for later years continue to increase. New data center demand projections in Texas are reduced by almost 50% of their original requested load level to reflect the observed consumption behavior of existing data center sites during their initial operations. ERCOT also slashes most new large loads that have yet to enter a contract for transmission service from its long-term demand forecast and adjusts

expected in-service dates to account for historical delays. Similarly, PJM is refining processes for large load forecasting starting with its 2026 load forecast.[20]

There is already evidence that large loads impact BPS reliability. For example, the Eastern and ERCOT Interconnections have observed load-reduction events[21] with each Interconnection experiencing approximately 1,500 MW of voltage-sensitive load reduction. The event in the Eastern Interconnection was primarily attributed to data centers and other power electronic loads (PEL) transferring load to backup generation and caused frequency overshoot and high voltages. The ERCOT Interconnection event involved many different types of loads of varying size reducing consumption during an extended low-voltage period in West Texas due to a protection system misoperation. These load-reduction events highlight some of the potential risks posed by large loads utilizing the BPS and why NERC is closely examining this issue. NERC's RSTC established a Large Loads Task Force (LLTF)[22] to better understand the reliability implications of growth in large loads and develop solutions. The LLTF published the white paper *Characteristics and Risks of Emerging Large Loads*[23] in 2025, and another white paper, *Assessment of Gaps in Existing Practices, Requirements, and Reliability Standards for Emerging Large Loads*, is forthcoming.[24]

Electrification and Demand Growth

Electrification of household appliances (e.g., heat pumps for household heating) and projections for electric vehicle growth over this assessment period are components of the demand and energy estimates provided by each assessment area. Since the *2024 LTRA*, peak season CAGR has risen in all assessment areas except five: MRO-Manitoba Hydro's winter CAGR fell from 1.79% to 1.37%, MRO-SaskPower's winter CAGR fell from 1.32% to 0.89%, NPCC-New England's summer CAGR from 1.28% to 1.05%, NPCC-New York's summer CAGR from 0.87% to 0.84%, and SERC-East's summer CAGR fell from 1.88% to 1.17%. Rising peak demand forecasts are contributing to the lower reserve margins projected for nearly all assessment areas.

Peak Season Transition

Some of the sharpest peak demand forecast increases and growth rates can be seen in winter seasons as electrification in heating systems and transportation influence forecasts. Dual-peaking or changing from summer to winter peaking is anticipated in several areas, including the U.S. Southeast and Northeast. Electrification of heating systems and the anticipated growth of electric vehicles (which are expected to charge overnight and coincide with periods of electricity demand for heating) are driving factors. Such changes have wide-ranging implications for how the grid and resources are planned and operated. For example, resource output and fuel risks are significantly different in winter, requiring the focus of resource adequacy processes to change. The following are the areas that anticipate a change from summer-peaking systems to winter-peaking (or dual-season peaking) systems and the approximate year of the transition:

- NPCC-New England (mid-2030s)
- NPCC-New York (late-2030s)
- NPCC-Ontario (2030; dual-season peaking)
- Texas RE-ERCOT (2035)

In the U.S. Southeast, SERC-Central and SERC-East became dual-peaking systems in recent years. SERC-Southeast recently began experiencing slightly higher peak demand in winter compared to summer. In Canada, WECC-Alberta has been operating as a dual-peaking system.

Demand Response

Demand-side management programs are growing for many assessments areas. DR is one form of demand-side management. It consists of mainly commercial and industrial end users that have entered into agreements with load-serving entities to curtail demand when needed by grid operators. DR can assist with reducing load during critical periods of increased demand, such as heat waves or winter storms. **Figure 13**, **Figure 14**, and **Figure 15** show the increasing projections for DR in the first year of the forecast for the past five LTRA reports in Texas RE-ERCOT, NPCC-Québec, and NPCC-New York, respectively. Other forms of demand-side management include EE and conservation programs administered by utilities. The reported contributions from DR, EE, and conservation programs reduce total electricity demand in load forecasts and provide reliability benefits that are accounted in LTRA reserve margin calculations and the ProbAs.

[20] Planned revisions to PJM's treatment of large load forecasts from PJM's Load Analysis Subcommittee: 20250613-item-03--large-load-adjustment-process-improvement-discussion.pdf

[21] "Incident Review - Considering Simultaneous Voltage-Sensitive Load Reductions," NERC, Jan. 2025. Available: https://www.nerc.com/pa/rrm/ea/Documents/Incident_Review_Large_Load_Loss.pdf

[22] NERC Large Loads Task Force webpage: Large Loads Task Force (LLTF)

[23] The LLTF's *Characteristics and Risks of Emerging Large Loads* White Paper

[24] The LLTF's action plan is updated regularly and contains links to white papers, guidance, and presentations.

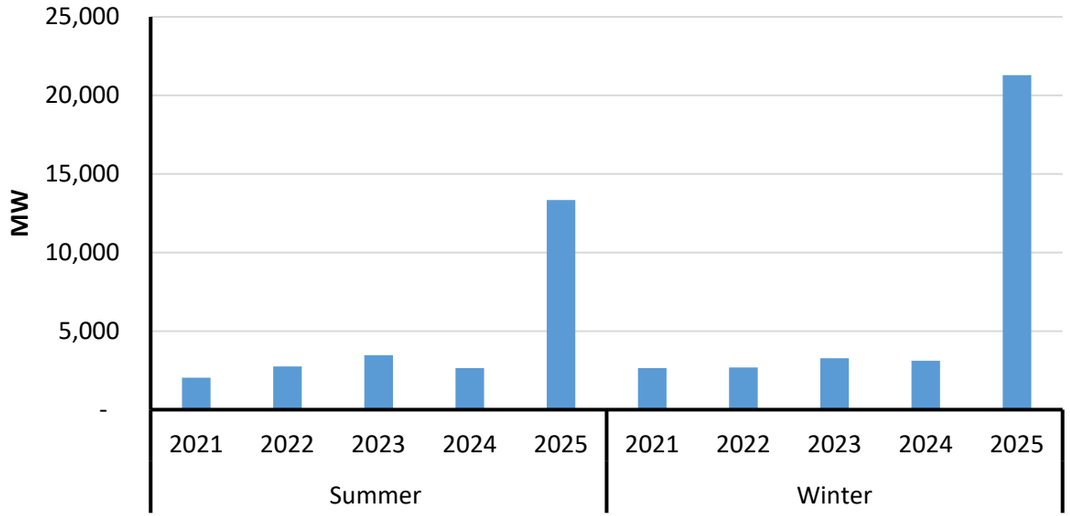

Figure 13: Texas RE-ERCOT Demand-Response Trend in Past Five LTRAs (Year 1)

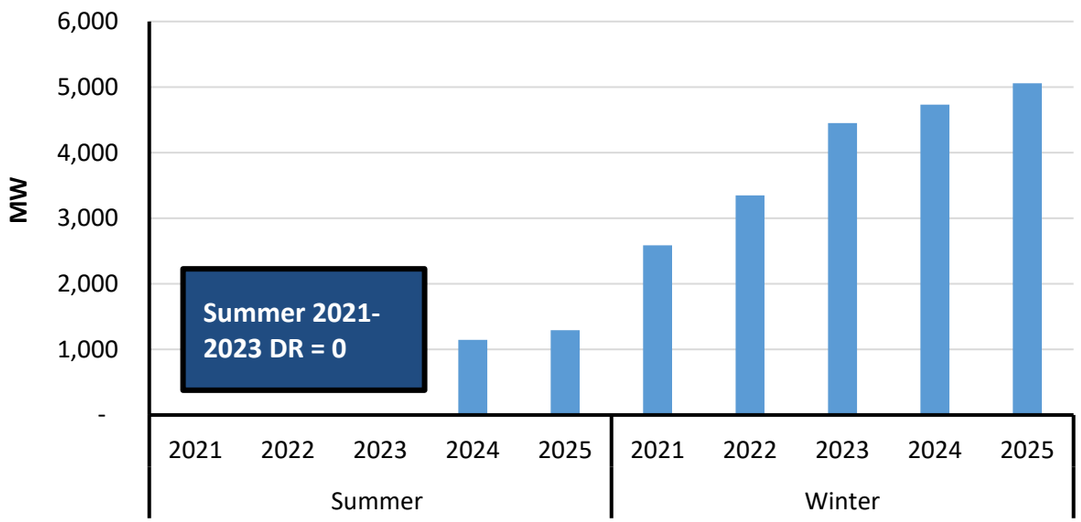

Figure 14: NPCC-Québec Demand-Response Trend in Past Five LTRAs (Year 1)

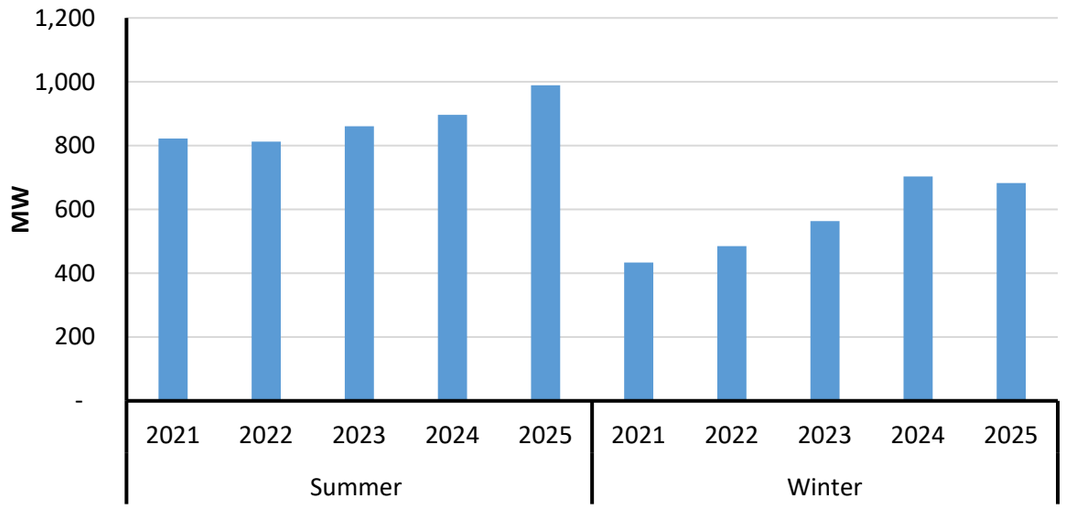

Figure 15: NPCC-New York Demand-Response Trend in Past Five LTRAs (Year 1)

Reliability Implications

Demand and energy growth projections in this assessment period provide both challenges and opportunities for electric grid reliability. Planning for resource and transmission adequacy requires accurate long-term forecasting, but future demand and energy use will be influenced by many factors, including the economy, energy policies, technology development, weather, and consumer preferences. Changing patterns in electricity use, load behavior, and DER performance affect the accuracy of operational load forecasts that are essential to grid operators. Large flexible loads and demand-side management programs hold promise for peak load management capabilities that can reduce the risk of firm load interruption.

Anticipating large commercial and industrial loads, electrification, electric vehicle adoption, and the impacts of energy transition programs on future demand and energy needs will require even more focus for planners and operators. Peak demand forecast changes in the past year noticeably affected resource adequacy for many areas. A confluence of factors (economic, energy policies, technology development, and consumer preferences) has the potential to fuel continued growth.

Resource Mix Changes

On-peak resource capacity increased approximately 6.2 GW across the interconnected North American BPS over the last year. This is down from approximately 8.3 GW of net on-peak capacity additions reported a year ago in the *2024 LTRA*. Net capacity from fossil-fueled generators continued to decline at a rapid pace over the last year with approximately 21 GW leaving the system. Continent-wide, net BPS additions of battery, wind, and solar resources totaled 23 GW over the last year (see Table 16).

Table 16: Existing BPS Resource On-Peak Capacity

Resource Type	2024 Capacity (MW)	2025 Capacity (MW)	Difference (MW)
Coal	180,402	166,799	– 13,603
Petroleum	30,987	27,931	– 3,056
Natural Gas	484,148	479,901	– 4,247
Biomass	7,381	7,181	– 200
Solar	66,293	70,723	+ 4,430
Wind	31,370	35,121	+ 3,751
Geothermal	3,881	2,932	– 949
Conventional Hydro	105,792	111,117	+ 5,325
Run-of-River Hydro	2,047	2,017	– 30
Pumped Storage	19,422	19,734	+ 312
Nuclear	105,384	105,389	+ 5
Hybrid	1,322	1,102	– 220
Other	774	830	+ 56
Battery	8,587	23,267	+ 14,680
Total	1,047,790	1,068,514	+ 6,254

Like last year, the anticipated BPS generating capacity (i.e., capacity from existing generation + expected additions – expected generator retirements) fell short of industry projections reported in the LTRA, furthering the concerns that accelerating peak demand growth is continuing to outpace the supply resources.

Figure 16 compares this year's existing and Tier 1 nameplate and on-peak capacity against the actual current capacities derived from data collected for this year's LTRA. Bars that cross the 100% line represent resources with actual additions exceeding projections from 2024, and bars that fall to the left of the 100% line represent resource types with actual additions less than projected in 2024.

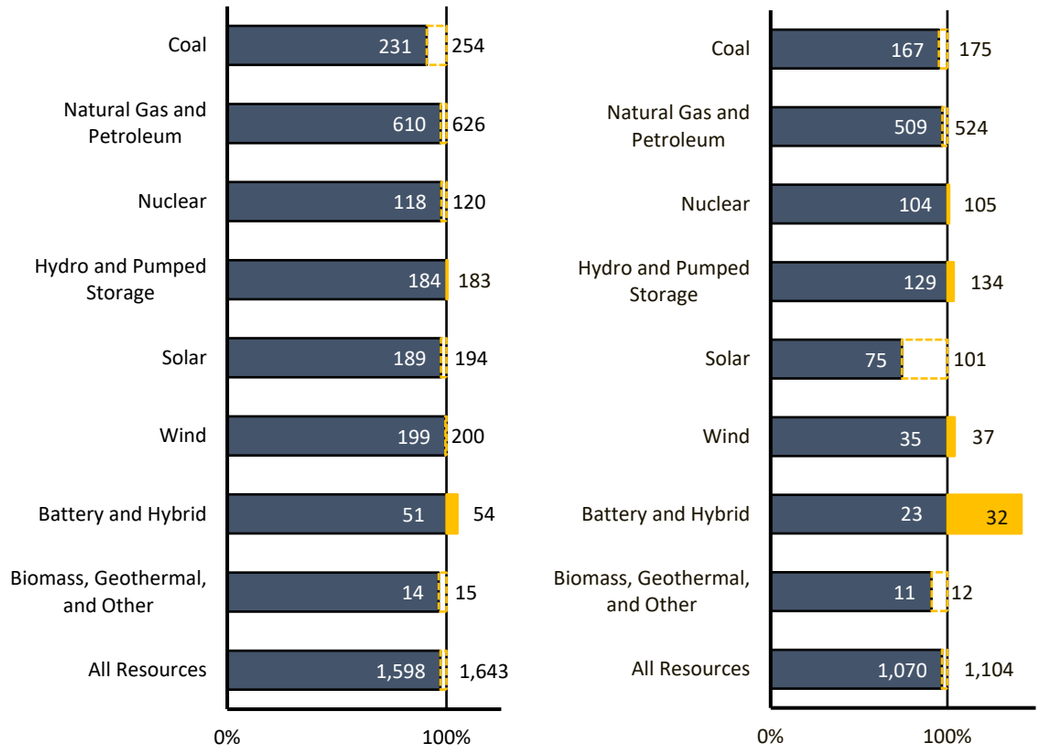

Figure 16: Comparison of North America's 2025 Existing and Tier 1 Nameplate (Left) and On-Peak (Right) Capacities in GW to *2024 LTRA* Projections

Continuing the trend from last year, battery energy storage systems were added to the system faster than expected, while coal, natural gas and petroleum, and solar resources were once again over-projected. As coal capacity continued its decline because of plant retirements and age-related derating, its over-projection from last year means that it left the system faster than anticipated in 2025.

Notably, the capacity contribution of VERs, including solar, wind, battery, and some types of hydroelectric generation, to serving load at peak demand differs from the nameplate, or installed capacity. The right plot in Figure 16 above includes a complementary view to the on-peak projections using nameplate capacity to accommodate different capacity accounting methods. Both 2025 on-peak and nameplate solar was over-projected across the North American BPS last year. These over-

projections continue to support electric industry reports of construction delays and project withdrawals prior to commercial operations that prevented the expected interconnection of new resources.

Planned On-Peak Capacity Additions

New resources are added to the BPS through each area's interconnection planning process. Entities have expressed concerns that the pace of resource additions has been too slow to meet demand growth and future retirements in the existing generator fleet. **Figure 16** above highlights that industry participants are expecting peak demand growth of nearly 250 GW over the next 10 years because of accelerating demand for a variety of electricity users. Planning for such explosive growth and the uncertainty about its magnitude and timing is a complicated challenge for system planners.

Figure 17 illustrates the planned on-peak capacity additions and subtractions across the North American BPS over the next 10 years. Additions are illustrated by the positive portions of the stacked columns and include both Tier 1 and Tier 2 additions. In general, Tier 1 resources are in the final stages for connection, while Tier 2 resources are further from completion (see **Demand Assumptions and Resource Categories**). Some projects that are in the earlier stages of the interconnection queue process will be withdrawn before completion due to supply chain issues, planning and siting challenges, and business or economic factors. Deratings and retirements of the existing fleet are stacked in the negative Y direction with diagonal hatching patterns.

To keep up with forecasted demand growth and generator retirements, planned resources with interconnection agreements will need to come in on time, and additional resources in development must mature through the interconnection process quickly (see **Figure 18**). The on-peak capacity of approved resource additions found in integrated resource plans (IRP) and ISO/RTO expansion plans through 2028 is able to keep pace with the aggregated peak demand forecasts of all NERC assessment areas. Beyond 2028, new approvals for resource additions are required to maintain robust growth. Furthermore, additional generation is needed to make up for capacity lost to generator retirements. Considering the generator retirements depicted in **Figure 17**, there are only approximately 60 GW of net additions planned in the most certain Tier 1 category over the next 10 years. Another 190 GW of Tier 2 or other resources (70% of Tier 2's 10-year total) would need to complete the interconnection planning process and reach commercial operations to meet the expected demand growth, illustrating the pressure on resource and system planning to rapidly add resources. DR programs, EE improvements, and transmission development to enable interregional transfers that take advantage of geographic diversity can also support growing demand.

To respond to this urgent need for new resources, independent system operators and regional transmission organizations have been developing new market structures and products to retain capacity and expedite interconnection of new generation and storage. Three such programs established by ISO/RTOs are PJM's Reliability Resource Initiative, MISO's ERAS process, and SPP's *Expedited Resource Adequacy Study*.

In a shift from a key insight from the *2024 LTRA*, solar PV is no longer the sole, predominant generation type planned over the next 10 years. New battery resource projects have grown to match solar projections, and together, solar and battery capacity additions represent two-thirds of the Tier 1 and Tier 2 resources in this year's 10-year LTRA study period. Natural-gas-fired generator additions represent 15% of the projected capacity additions followed by wind and hybrid at 8% each. While interconnection queues continue to swell, considerable uncertainty surrounds the timing and amount of resource additions. Overall, on-peak resource capacity in Tier 1 and Tier 2 has grown only modestly since the 2024 LTRA by 7 GW (1.7%) as compared to a year-over-year growth of 44 GW last year.

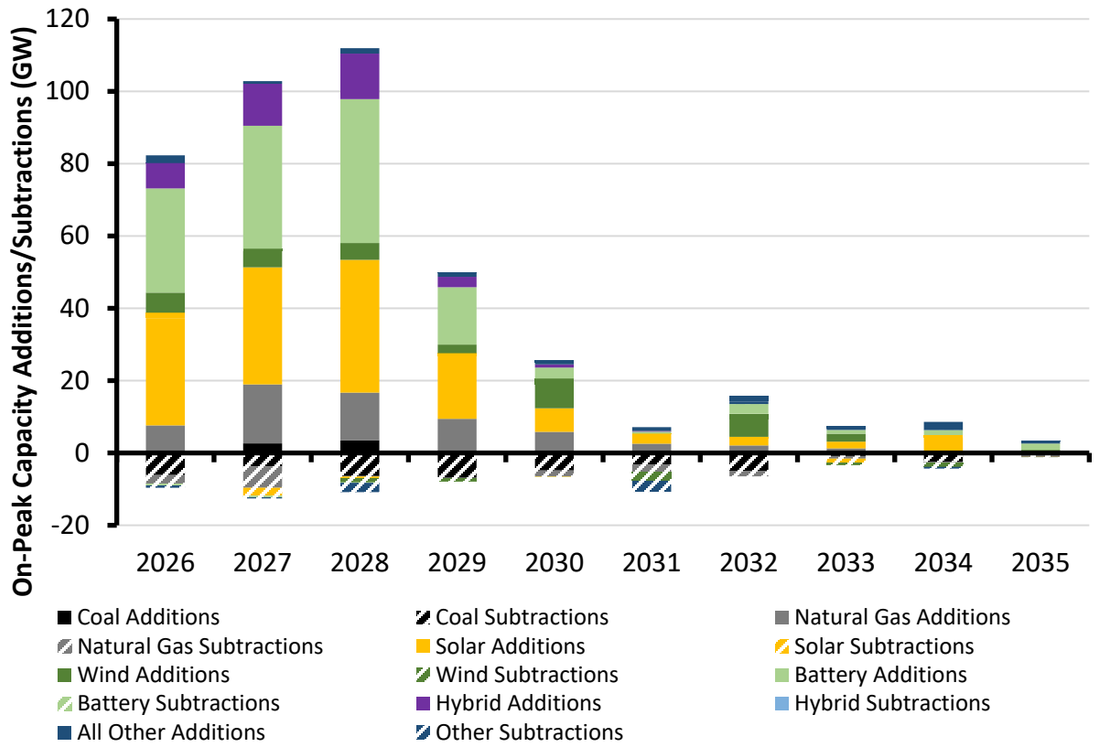

Figure 17: Projected Annual On-Peak Capacity Additions and Subtractions by Resource Type and Net Cumulative Capacity Changes

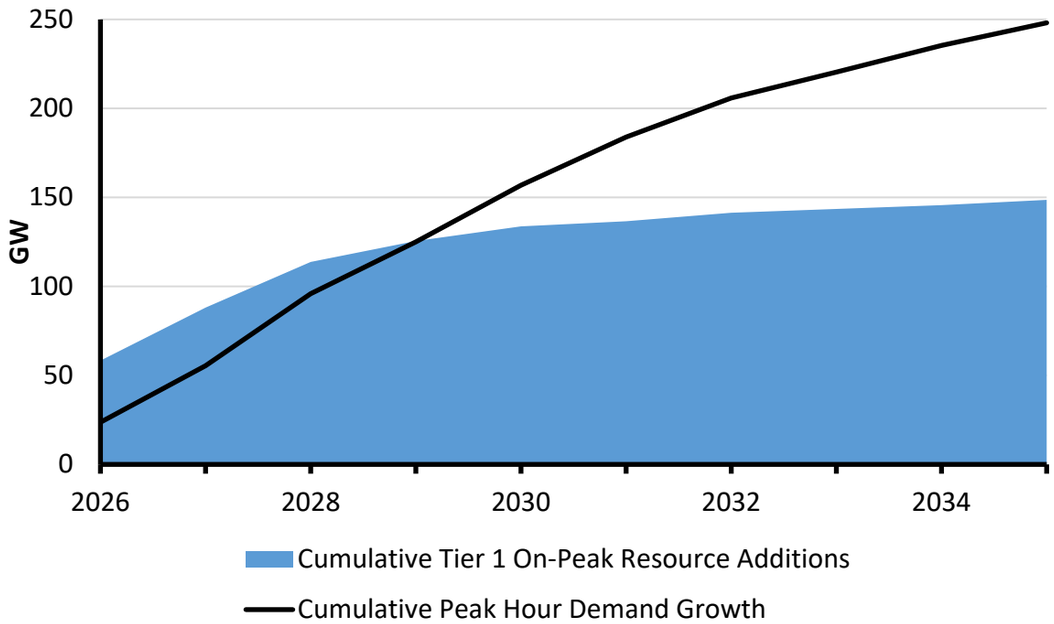

Figure 18: Expected BPS Resource Additions (Tier 1) and Aggregated BPS Peak Demand Growth Through 2035

Increasing On-Peak Share of Variable Resources

Year-over-year increases in the fraction of on-peak capacity provided by VERs—run-of-river hydro, solar, and wind—have continued since the 2024 LTRA with VER on-peak contributions increasing from 9.5% to 10.2%. This observed trend is projected to continue through 2035 with shares of on-peak VER capacity projected to rise to between 15% and 20% depending on the completion and interconnection of Tier 1 and Tier 2 resources. **Figure 19** shows existing on-peak capacity by resource type for 2024 and 2025 along with projected on-peak capacity by resource type for 2035 with Tier 1 and Tier 2 additions. Resource types with on-peak shares less than 5% are not labeled with their contribution fraction but are stacked in the graphic.

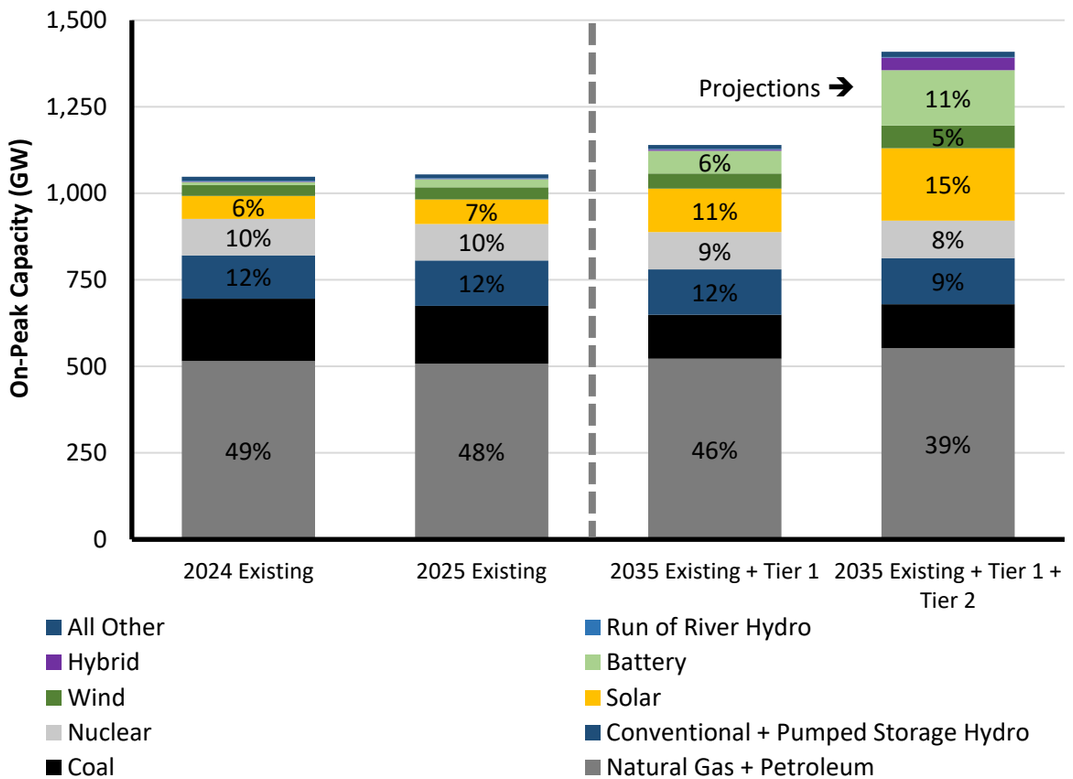

Figure 19: North America On-Peak Capacity Shares by Resource Type

Like last year, a relatively small change in total on-peak capacity was observed, but the continued trend of increasing VER share highlights that important reliability attributes continue to leave the system. Non-variable generation—including coal, petroleum, natural gas, biomass, geothermal, conventional hydro, and nuclear—as well as hybrid or storage systems can ramp up or down in response to demand. Non-variable resources can also provide other ERSs like system inertia, dynamic reactive support, and frequency response for stable grid operation. Many of the variable resources that are being added to the grid to replace non-variable resources cannot provide the same ERSs in their current configuration. This deficiency is amplified in the winter when on-peak contributions from variable resources are diminished by changing weather and environmental conditions.

System Frequency Response Analysis

Despite lower inertia from retiring synchronous generators and greater penetration of inverter-based resources, all four Interconnections expect adequate, diverse frequency response capabilities and a low risk of under-frequency load shedding (UFLS) activation. In preparing the *2025 LTRA*, NERC worked with the Regional Entities and system planners to assess the frequency response capability of the projected resource mix through 2027 on an Interconnection basis. The findings are summarized in Table 17.

Table 17: Measures of Frequency Response

Measure	What it Measures	Summary Assessment Findings
Synchronous Inertial Response (Measure 1)	The minimum inertial response amount (total stored kinetic energy) projected in each Interconnection	Despite the retirement of synchronous generation over the past eight years, there appears to be more than sufficient inertia within all Interconnections. ERCOT's use of load response to respond to frequency disruptions is effective in supporting low-inertia conditions.
Rate of Change of Frequency (Measure 2)	The calculated rate of frequency decline within the first 0.5 seconds following the largest credible contingency	No negative trends identified. Texas RE-ERCOT studies show that load response is extremely effective in arresting frequency due to its ability to perform very quickly.
Frequency Response Performance (Measure 4)	Simulated dynamic behavior of an Interconnection's response to the largest credible contingency	Simulations in both the Eastern and Western Interconnection show sufficient frequency response in future planning cases.

The results of analysis for each Interconnection are in Table 18. Non-synchronous resources have increased in all Interconnections since the last LTRA frequency response analysis in 2022. Each interconnection continues to project sufficient frequency response ERSs in the near term and have low likelihood of UFLS activation during a disturbance. These results were determined by dynamic studies performed for the Eastern, Western, and Québec Interconnections and analysis of operational procedures for the Texas Interconnection.

Table 18: Summary of the Results of NERC Frequency Response Sufficiency Assessment

Interconnection	Highest Non-Synchronous Penetration at Minimum Inertia Studied	Number of Critical Inertia Conditions Reached?	Lowest Frequency Nadir Observed in Planning Studies	Likelihood of Credible Disturbance Resulting in UFLS Activation
Eastern Interconnection	17.9%[25]	0	59.93 Hz	Low
Western Interconnection	42.9%[26]	0	59.65 Hz	Low
Texas Interconnection	65.7%	0	N/A	Low[27]
Québec Interconnection	37%	0	N/A	Low

Increasing Natural Gas Reliance

In 2024, natural-gas-fired power plants generated approximately 43.4% of all electricity generated in the United States, according to the U.S. Energy Information Administration, up from 43.2% in 2023. As of August 2025, natural-gas-fired power plants in the United States are on track to generate a slightly smaller share of electricity this year in comparison to last year, but accelerating energy demand through the remainder of the year and projected increases in net energy for load over the next 10 years indicate that natural-gas-fired generators will remain critical resources for BPS reliability in many areas.

Natural-gas-fired generators are especially important during the winter. Winter peak electricity demand in most areas occurs during early morning hours when unavailability of weather-dependent resources leads to a surge in natural-gas-fired generation's share of the resource mix. Severe winter weather events in 2021 and 2022 provide stark evidence of the critical nature of natural gas as a generator fuel and the importance of secure fuel supplies during times of extreme electricity demand.

[25] EIPC Frequency Response Report

[26] 42.9% is the penetration of utility-scale non-synchronous generation. The Western Interconnection has a significant amount of DERs that are also non-synchronous. When DERs are included, the non-synchronous penetration was 54.9%.

[27] ERCOT procures responsive reserve service to protect from involuntary under frequency load shed after loss of two largest generating units at a single plant (2,805 MW). In March 2020, a new subproduct of responsive reserve service was introduced, FFR, which is triggered at 59.85 Hz within 0.25 seconds. Up to 450 MW of FFR can be procured as a part of responsive reserve service. This product is still going through implementation stages due to required changes to ERCOT systems.

Overall, 13 out of 23 assessment areas are adding capacity to their fleet of natural-gas-fired power plants over the next 10 years, amounting to slightly more than 12 GW of new natural-gas-fired winter capacity if only the most certain Tier 1 resources come on-line. That number jumps to 41 GW of new natural-gas-fired winter capacity if both Tier 1 and Tier 2 resources come on-line (see **Figure 20**). Importantly, the vast majority of natural-gas-fired Tier 1 and Tier 2 additions—11 to 39 GW—are projected to come on-line in the next five years.

The timing and magnitude of natural-gas-fired generator additions remains uncertain in today's energy system planning environment. Multiple areas are conducting expedited resource assessments and interconnection process reforms with goals of adding more generator capacity to the grid over the next few years to meet rapidly accelerating electricity demands, particularly due to large-load addition. The early project submissions and selections from these programs indicate that actual natural-gas-fired additions may exceed previous industry projections in some areas. For instance, PJM Interconnection's Reliability Resource Initiative has led to the selection of approximately 8 GW of natural-gas-fired generator uprates and additions out of the nearly 17 GW of natural-gas-fired projects submitted for consideration. Round one selections for MISO's ERAS include approximately 4 GW of natural-gas-fired additions out of the 20 GW submitted to date, and SPP's *Expedited Resource Adequacy Study* includes approximately 9 GW of natural-gas-fired winter capacity additions in its interconnection queue. Most of these expedited additions that have been selected across all three programs have applied to come on-line before 2030.

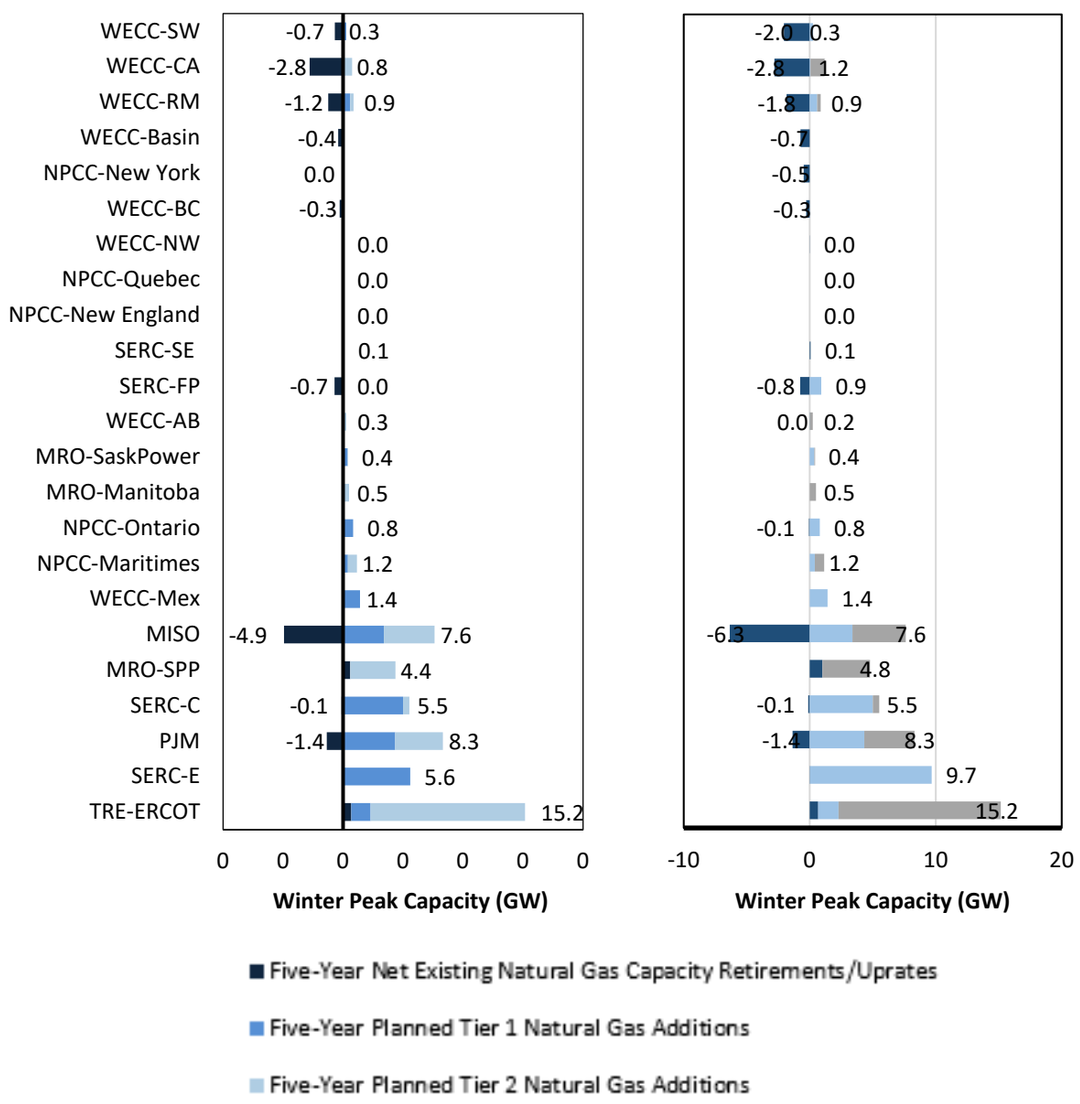

Figure 20: 5-Year (Left) and 10-Year (Right) Projected Natural-Gas-Fired Winter Capacity Additions by NERC Assessment Area

Natural Gas Infrastructure Development

Natural gas system planners have increasingly been coordinating with electric system planners to prepare for large additions to the natural-gas-fired power plant fleet. However, processes, regulations, and financial mechanisms that underpin capital investments and expansion of the natural gas pipeline and production system at times do not align with the variable operations of critical natural-gas-fired generators. For these reasons, among others, a significant percentage of natural-gas-fired power plants continue to rely on interruptible, or non-firm, supply and transportation arrangements. Non-firm natural gas supply and transportation is generally sufficient for electric generators most of the year. However, during extreme cold weather, demand for natural gas for both electricity generation and space heating can both dramatically increase. In these instances, generators that lack firm supply and transport arrangements are at risk of fuel unavailability. When winter weather also impacts gas production facilities, the resulting imbalance in pipeline injections and withdrawals can imperil even firm pipeline customers' supply as preparatory linepack is rapidly depleted.

There is a possibility that generators in the areas that are adding the most gas resources—MISO, MRO-SPP, PJM, SERC-C, SERC-E, and TRE-ERCOT—could secure additional firm fuel supplies from natural gas system projects planned or proposed over the next decade. **Figure 21** shows the amount of incremental natural gas pipeline capacity with in-service dates spanning the next five years. In total, S&P Global Energy projects that roughly 45 BCF/day of incremental natural gas pipeline capacity created by additional compression, expansions, pipeline repurposing, new pipelines, or reversal of flow directions will be built over the next decade. About one-third of this incremental capacity has gained regulatory approval and moved into the more formal stages of project development. Of the 15 BCF/day of regulatory approved gas pipeline capacity additions, only 5 BCF/day is planned to serve natural gas demand in the states outside of the Gulf Coast region.

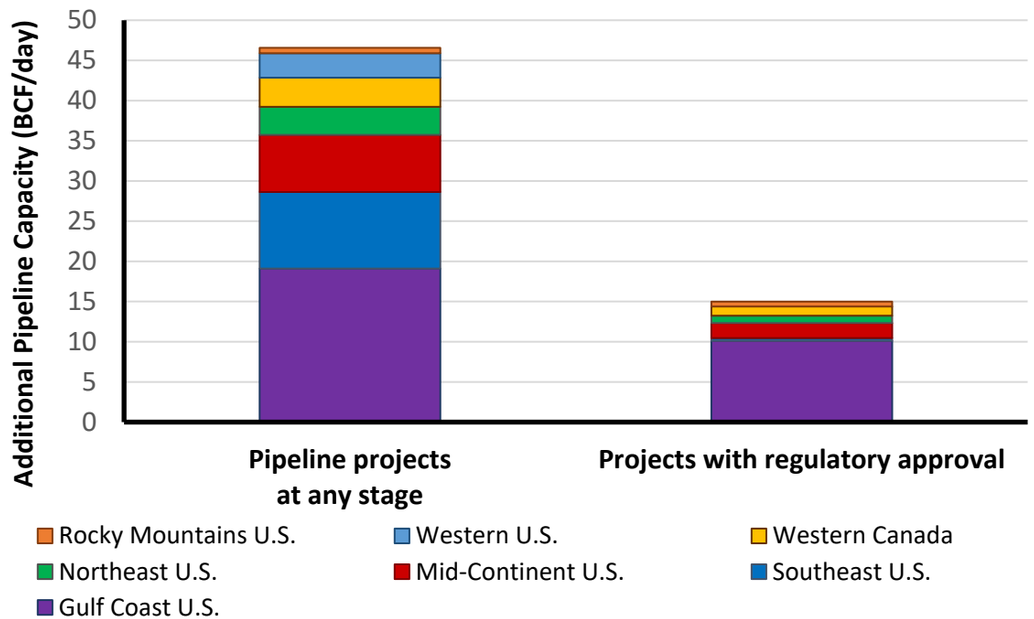

Figure 21: Projected Natural Gas Pipeline Capacity Expansion Projects by Project Stage (Source: S&P Global Energy)

The nearly 40 GW of natural-gas-fired winter capacity additions in the six areas adding the most gas resources could consume as much as 6–11 BCF/day of natural gas during a peak winter day after factoring plant type, efficiency, and whether the generator designated by its grid operator as a critical on-peak resource. While enough incremental pipeline additions to support this anticipated increase in gas demand seem to be moving through the natural gas project development process in those regions (see **Figure 22**), generators will need to compete with other pipeline customers for firm supply and delivery during periods of high gas demand. The magnitude of gas pipeline capacity additions suggests that there may be promising opportunities for generators to procure firm gas pipeline and supply contracts, but regulatory approval does not assure construction or commercial operation. In addition, if firm gas contracts cannot be secured for coincident high gas and electricity demand periods, like winter, ongoing critical generator projects might need to consider backup fuel capabilities so that they can assure fuel availability.

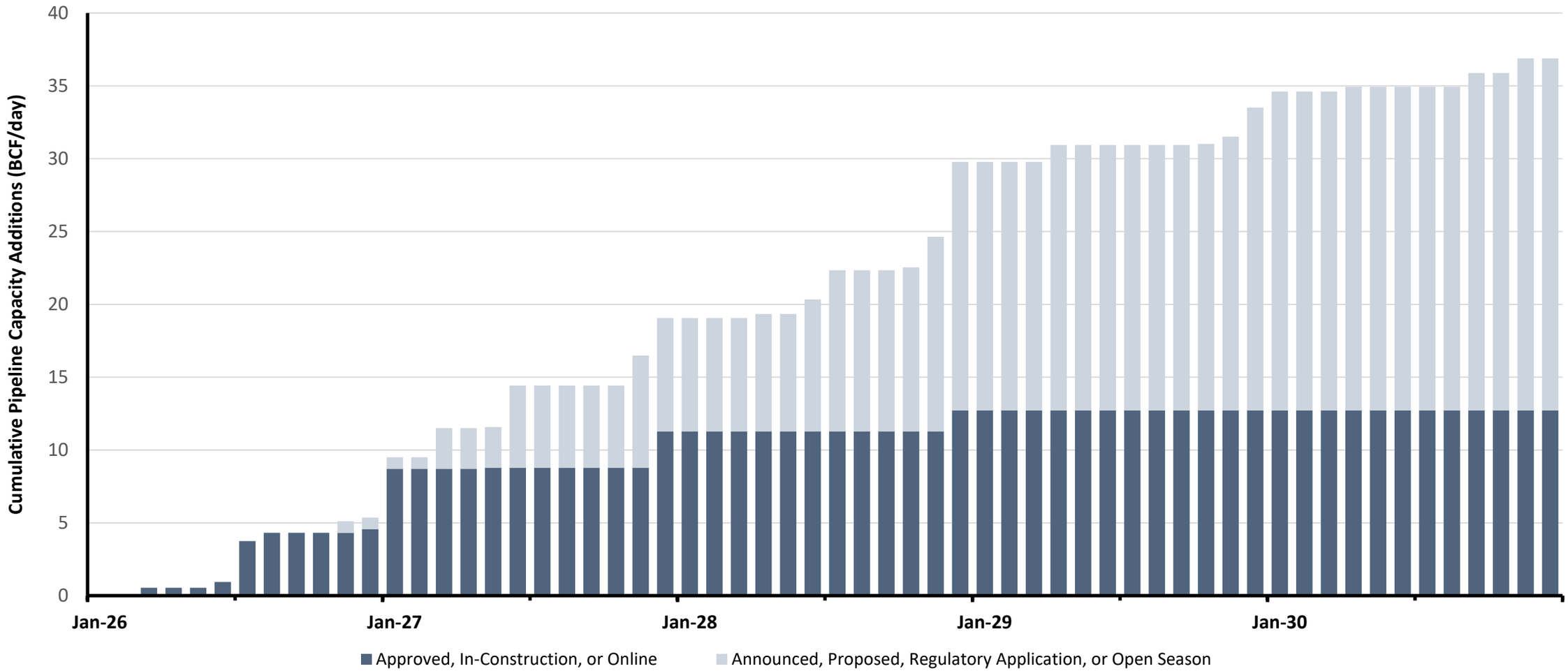

Figure 22: Projected Natural Gas Pipeline Capacity Expansion Projects Ending in MISO, PJM, SERC-C, SERC-E, SPP, and TRE-ERCOT Areas (Source: S&P Global Energy)

Transmission Development and Interregional Transfer Capability

Transmission Projects

This year's cumulative level of 41,000 miles (66,000 km) of transmission (>100 kV) under construction or in various stages of development for the next 10 years (see **Figure 23**) is substantially higher than the *2024 LTRA* 10-year projections (28,275 miles or 45,504 km). Transmission in construction has yet to increase substantially; rather, the large increase in transmission projects is seen in planning phases.

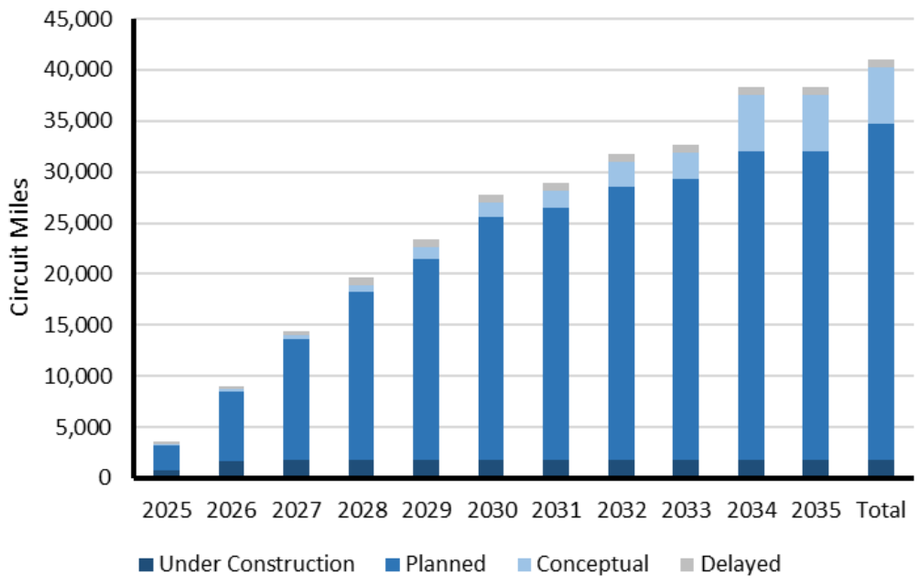

Figure 23: Future Transmission Circuit Miles >100 kV by Project Status[28]

Transmission flow patterns are changing and becoming more dynamic with resource shifts. New transmission projects are being driven by reliability, which includes efforts to replace aging infrastructure, integrate renewable generation, retire existing power plants, or meet increased demand forecasts. One such example is Hydro-Québec's plan to add significant new generating capacity by 2035, which necessitates several major EHV transmission projects. Similarly, several PCs have recently approved, or are actively contemplating, expansive EHV overlays on their systems to address a variety of needs, including ERCOT, SPP, MISO, PJM, British Columbia, and IESO. **Figure 24** shows the percentage of future transmission circuit miles by primary driver. Most projects reported this year have been initiated for the purpose of grid reliability, which generally includes transmission projects that are needed to ensure that the BPS operates within established limits and design criteria.

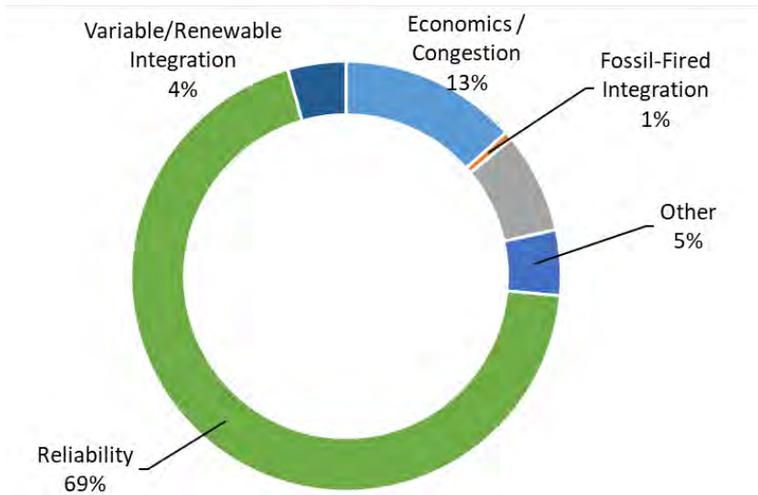

Figure 24: Future Transmission Circuit Miles by Primary Driver

There were 14,150 circuit miles (22,775 km) of reported transmission in development with an operating class greater than 400 kV (about 35% of the total miles in development). Nevertheless, intraregional transmission projects continue to greatly outnumber interregional transmission expansion. These interregional transmission projects can allow entities to take advantage of geographic diversity during extreme weather, such as Winter Storm Elliott,[29] including scenarios identified in the ITCS. Only 38 of the 863 transmission projects in development are for tie-lines and tie-line upgrades (down from 70 in last year's LTRA), which can support transfer capability between neighboring BA areas, including high-capacity dc interconnections, such as the 1,200 MW Appalaches-Maine (NECEC) and the 1,250 MW Hertel-New York (CHPE) projects. NYISO has identified a reliability risk if the CHPE project is not completed in a timely fashion. See the transmission summaries at the end of each assessment area's pages (in the **Regional Assessments Dashboards**) for current transmission development details.

[28] The column at right is the total transmission projects reported to NERC and includes projects that did not specify an expected in-service date.

[29] *Winter Storm Elliott Report: Inquiry into Bulk-Power System Operations During December 2022* | Federal Energy Regulatory Commission

Transmission development in some areas is hampered by growing risks in procurement and supply chain delays as well as regulatory obstacles, such as siting and permitting. Other reasons for delays include economic impacts, planning and construction issues, or changing needs. Of nearly 900 projects that were under construction or in planning for the next 10 years, at least 390 projects have been delayed from their originally expected in-service dates.

Interregional Transfer Capability Study (Canadian Analysis)

In the *2024 LTRA*, NERC provided a summary of the ITCS, a comprehensive study of existing and future interregional transfer capability undertaken by NERC in response to the Fiscal Responsibility Act of 2023. In addressing this legislation, NERC identified additions to transfer capability[30] for U.S. transmission planning regions (TPR) that could support energy adequacy.[31] NERC filed the completed study report with FERC on November 19, 2024.[32] Due to the interconnected nature of the BPS, NERC extended the study beyond the congressional mandate to identify and make recommendations to transfer capabilities from the United States to Canada and among Canadian provinces. The *ITCS Canadian Analysis* (Canadian Analysis) was published in April 2025.

The Canadian Analysis was the first-of-its-kind assessment of transfer capability and hourly energy margin analysis in Canada under a common set of assumptions but did not represent a transmission plan or blueprint. Transmission assessments, like the Canadian Analysis, are crucial to understanding potential options to mitigate future risks; however, alternative approaches other than transmission, such as local generation or demand-side solutions, can also mitigate future energy risks. The study results should be considered as an input into subsequent planning discussions that will consider broader objectives and the cost effectiveness of different alternatives to meet long-term needs.

Transfer Capability Analysis

The current transfer capability analysis between each pair of neighboring TPRs focused on 2024 Summer and 2024/25 Winter cases, with results shown in **Figure 25** and **Figure 26**, respectively. These transfer capabilities represent the ability of the entire network to move energy from one TPR to another TPR[33] but are not synonymous with path ratings, which calculate the maximum flow that can be reliably attained over a selected set of transmission facilities.

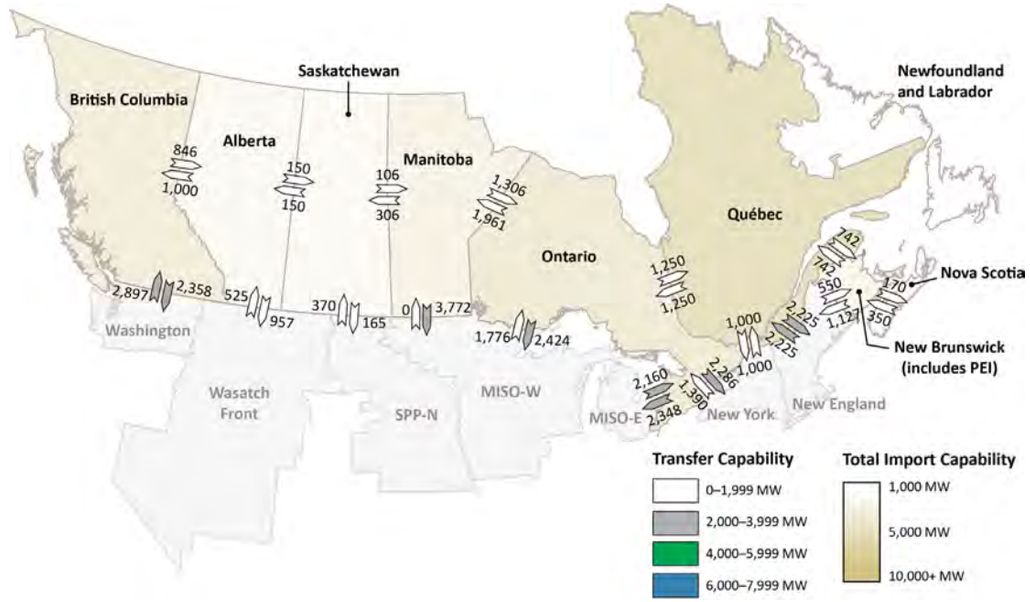

Figure 25: Transfer Capabilities (Summer)

[30] Transfer capability is the measure of the ability of interconnected electric systems to reliably move or transfer electric power from one area to another area by way of all transmission lines (or paths) between those areas under specific system conditions.

[31] As evidenced during recent operational events including Western Interconnection Heatwave (2020), Winter Storm Uri (2021) and Winter Storm Elliott (2022), more needs to be done to support energy adequacy to be able to continuously meet customer demand. This is the reliability risk that the ITCS seeks to identify and mitigate through additions to transfer capability.

[32] NERC filing of the *Interregional Transfer Capability Study*, FERC Docket AD25-4-000.

[33] Transfer capability is not synonymous with path ratings, which calculate the maximum flow that can be reliably attained over a selected set of transmission facilities. Since this study did not follow a path-based calculation method used by many TPRs, results generally do not match individual facility ratings.

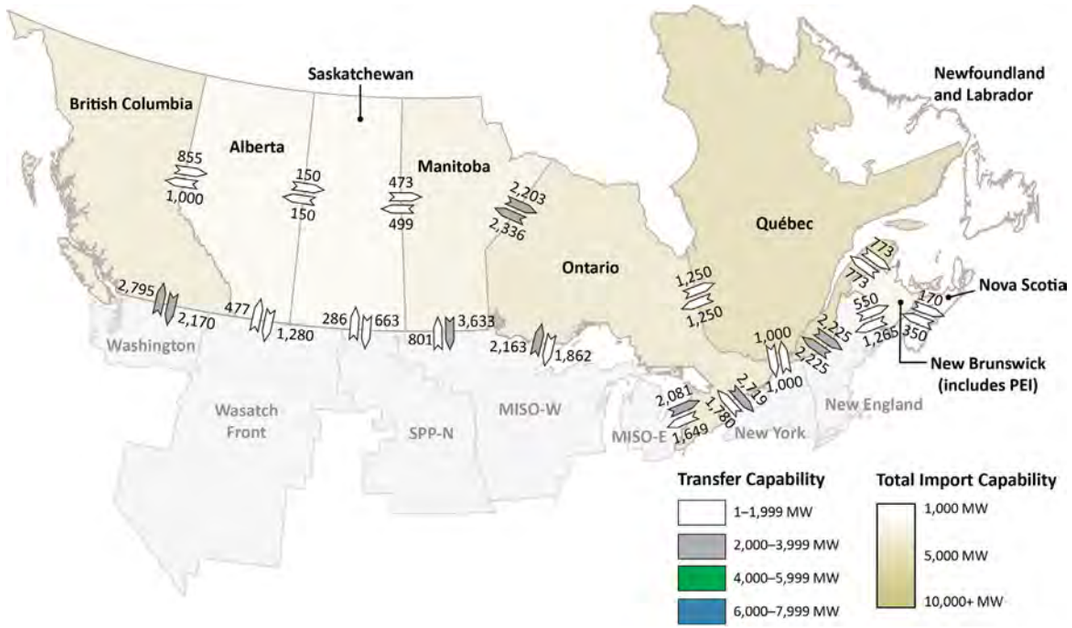

Figure 26: Transfer Capabilities (Winter)

The transfer capability results reflect the conditions studied and are not an exhaustive evaluation of the potential for energy transfers. The results are highly dependent on the assumptions, including load levels and dispatch of resources, which can vary significantly between seasons.

Key Findings–Transfer Analysis

- Transfer capability varies seasonally and under different system conditions that limit transmission loading; it cannot be represented by a single number.
- Transfer capability is highly dependent on coordinated phase angle regulator settings, particularly in Saskatchewan, Manitoba, and Ontario.
- Prince Edward Island load impacts the transfer capability from New Brunswick to Nova Scotia.
- Transfer capability differs across Canada, with total import capability varying between 5% and 80% of peak load.
- Observed transfer capabilities are generally higher between Canada and the United States but relatively lower between provinces.
- The magnitude of transfer capability is not itself a measure of energy adequacy.
- Interregional transfer capability, as studied in this analysis, is not synonymous with path ratings.

Transfer Capability Additions

The Canadian Analysis also evaluated the future energy adequacy of the BPS if historical extreme weather conditions occurred again.[34] Specifically, the study applied 12 past weather years to the 2033 load and resource mix projection reported in the *2023 LTRA* using the current transfer capabilities.[35] The study then evaluated the impact of additional transfer capability in mitigating the identified resource deficiencies during extreme events, thereby helping to improve energy adequacy. While there are several factors that Transmission Planners consider (including reliability, economics, and policy objectives) given NERC's role, the Canadian Analysis focused solely on reliability, specifically in terms of energy adequacy and reserve optimization.

[34] This study did not incorporate climate change models.

[35] The transfer capability analysis calculated current transfer capabilities for summer and winter based on 2024/25 projected system conditions using the area interchange method. Identified additions to transfer capability do not account for any changes to the transmission network that are planned after Winter 2024/25.

Key Findings–Energy Margin Analysis (2033)

- Canadian systems, like U.S. systems, were found to be increasingly vulnerable during extreme weather due to anticipated load increases and the changing resource mix. Transmission limitations, and potential for energy inadequacy, were identified in all 12 weather years studied. Enhancing transmission interfaces could reduce the likelihood of energy deficits during extreme conditions.
- Reliability risks are highly dependent on regional weather conditions. The import capability that could be beneficial during extreme conditions varied significantly across the country. An additional 12–14 GW of transfer capability may be an effective vehicle to strengthen energy adequacy under extreme conditions.
- More recent industry forecasts reflected in *2024 LTRA* data generally result in considerable improvement, particularly in Ontario and Québec, as resource projections catch up to demand forecasts. Ongoing studies will capture future changes.
- Weather-related outages were not found to be a major contributor to deficiency events, as Canadian systems are generally designed to handle extreme cold conditions. However, high winter peak loads can still challenge the available energy supply.
- Some identified transmission additions could be addressed by projects already in the planning, permitting, or construction phases. Likewise, existing system capability to switch resources or load between provinces, which was not accounted for in this study, may help reduce the identified shortfalls.
- The importance of maintaining sufficient generating resources underpins the study's assumptions. Higher-than-expected retirements (without replacement capacity) would lead to increased energy deficiencies and potentially more transfer capability additions if surplus energy is available from neighbors.
- A broad set of solutions should be considered, including transmission, local resource, demand-side, and storage solutions. A diverse and flexible approach allows tailored solutions specific to each province's vulnerabilities, risk tolerance, economics, and policies.

Just as in the U.S. ITCS, the Canadian Analysis found potential for energy deficiency in all 12 weather years evaluated. The results identified the potential for energy deficiency in six provinces, with a maximum resource deficiency of 10 GW in Québec based on *2023 LTRA* data. A sensitivity study using more recent forecasts, based on *2024 LTRA* data, generally resulted in considerable improvement, particularly in Ontario and Québec, as resource projections catch up to demand forecasts.

The Canadian Analysis used these results to develop a list of additions to transfer capability from neighboring TPRs, including geographic neighbors without existing electrical connections. The analysis identified 14 GW of additional transfer capability that would improve energy adequacy under the studied extreme conditions throughout Canada. In the U.S. analysis reported last year, 35 GW of additional transfer capability was recommended across the U.S. to improve energy adequacy under extreme conditions. **Figure 27** shows the existing and potential new interfaces for Canadian TPRs where beneficial additional transfer capability is identified.

Transfer capability additions are based on 2033 resource mix and other study assumptions

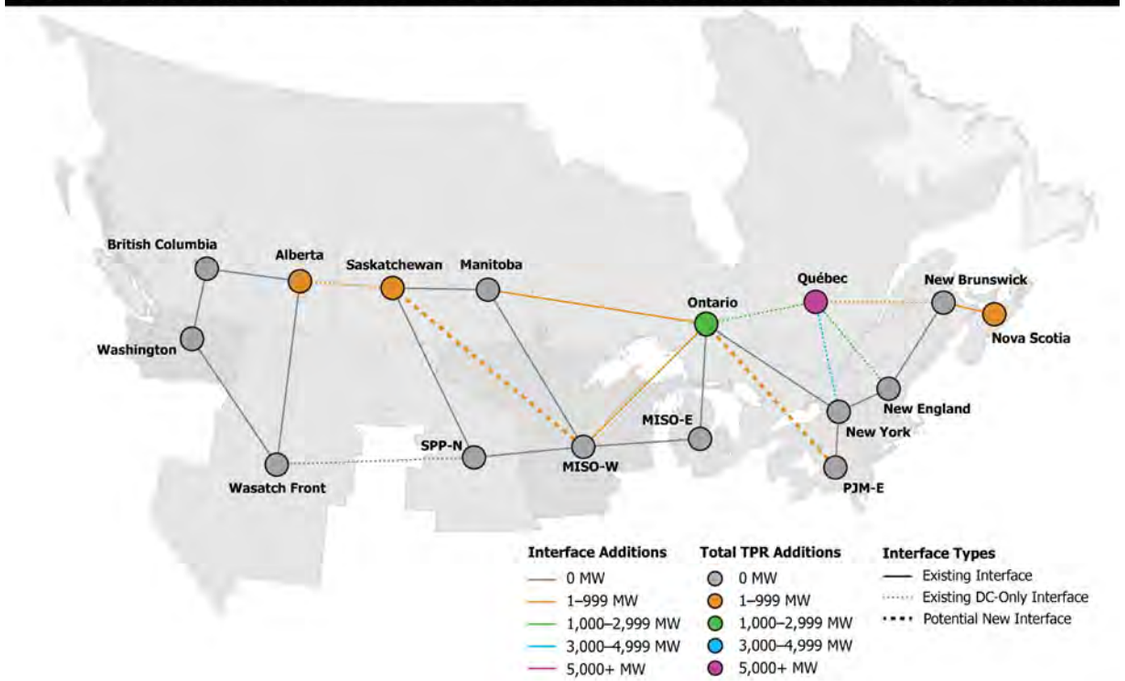

Figure 27: Transfer Capability Additions

Regional Assessments Dashboards

The following regional assessments were developed based on data and narrative information collected by NERC from the Regional Entities on an assessment area basis. The Reliability Assessment Subcommittee, at the direction of NERC's RSTC, supported the development of this assessment through a comprehensive and transparent peer review process that leveraged the knowledge and experience of system planners, Reliability Assessment Subcommittee members, NERC staff, and other subject matter experts. This peer review process promotes the accuracy and completeness of all data and information.

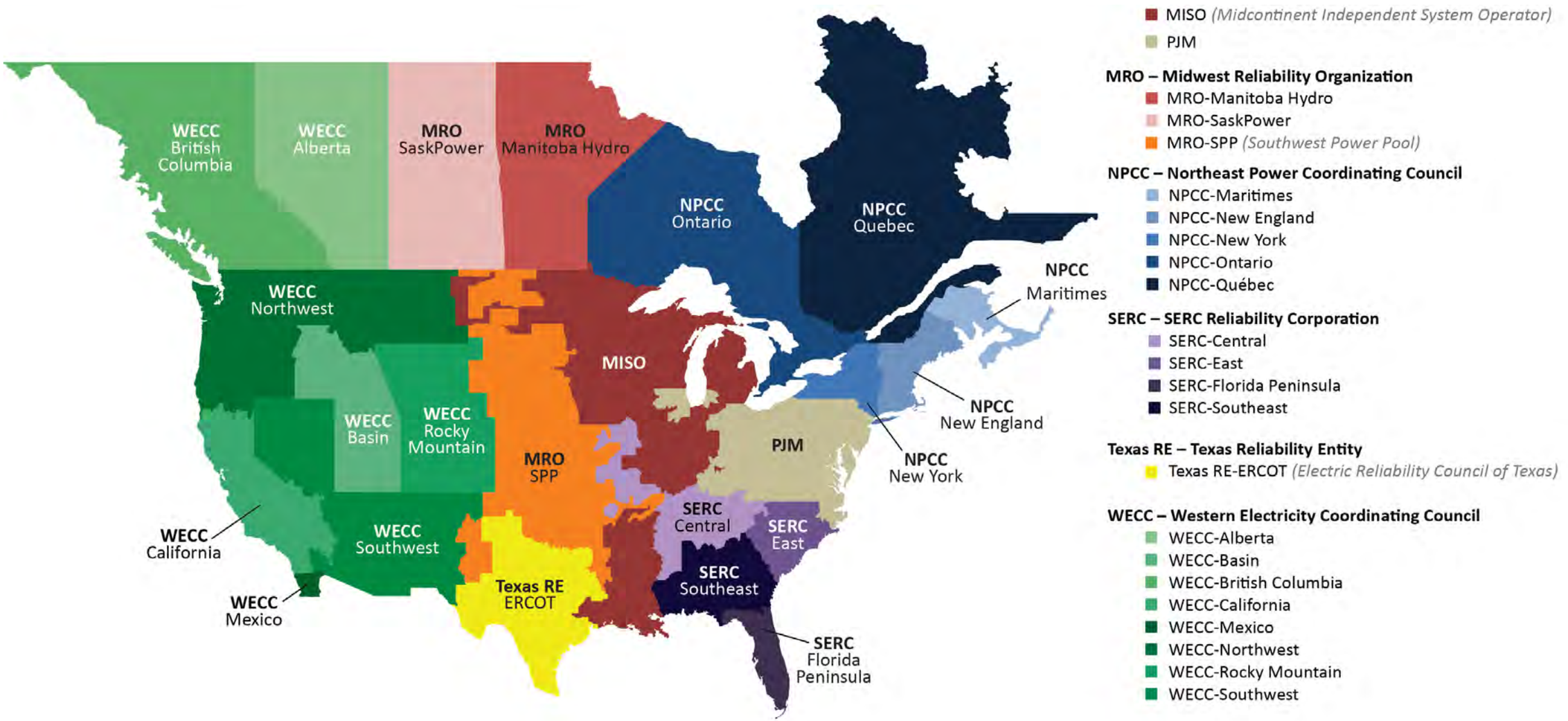



MISO

The Midcontinent Independent System Operator, Inc. (MISO) is an independent, not-for-profit organization responsible for operating the bulk electric power system and administering wholesale electricity markets across 15 U.S. states and the Canadian province of Manitoba. MISO ensures the reliable delivery of electricity to approximately 45 million people by managing regional transmission operations and energy and ancillary services markets and advising on long-term resource planning. The MISO footprint includes 39 local BAs and more than 550 market participants. MISO operates one of the world's largest organized electricity markets, with its members operating a system that consists of over 79,000 miles of transmission lines and approximately 1,979 generating units. The peak electricity demand on the MISO system currently occurs during the summer season. MISO's footprint lies across three regional entities (MRO, RF, and SERC), but MRO is responsible for coordinating data and information submitted for NERC's reliability assessments.

Demand, Resources, and Reserve Margins (Summer)

Quantity	2026	2027	2028	2029	2030	2031	2032	2033	2034	2035
Total Internal Demand	127,071	131,107	135,998	138,286	139,631	140,959	142,003	142,789	143,754	143,754
Demand Response	8,280	8,280	8,280	8,280	8,280	8,280	8,280	8,280	8,280	8,280
Net Internal Demand	118,791	122,827	127,718	130,006	131,351	132,679	133,723	134,509	135,474	135,474
Additions: Tier 1	5,576	13,339	21,350	24,631	26,027	26,320	26,366	26,366	26,366	26,366
Additions: Tier 2	2,403	6,723	10,072	13,056	13,116	13,260	13,364	13,466	13,466	13,466
Additions: Tier 3	1,632	4,459	9,395	14,474	19,823	23,820	27,983	27,858	27,915	28,077
Net Firm Capacity Transfers	2,809	2,661	2,509	2,509	2,419	2,419	2,419	2,419	2,419	2,419
Existing-Certain and Net Firm Transfers	126,263	123,205	118,481	116,593	110,996	108,686	106,448	106,568	106,553	106,553
Anticipated Reserve Margin (%)	11.0%	11.2%	9.5%	8.6%	4.3%	1.8%	-0.7%	-1.2%	-1.9%	-1.9%
Prospective Reserve Margin (%)	13.0%	16.6%	17.4%	18.7%	14.3%	11.7%	9.3%	8.8%	8.1%	8.1%
Reference Margin Level (%)	8.1%	8.3%	8.5%	8.5%	8.5%	8.6%	8.7%	8.8%	8.9%	8.9%

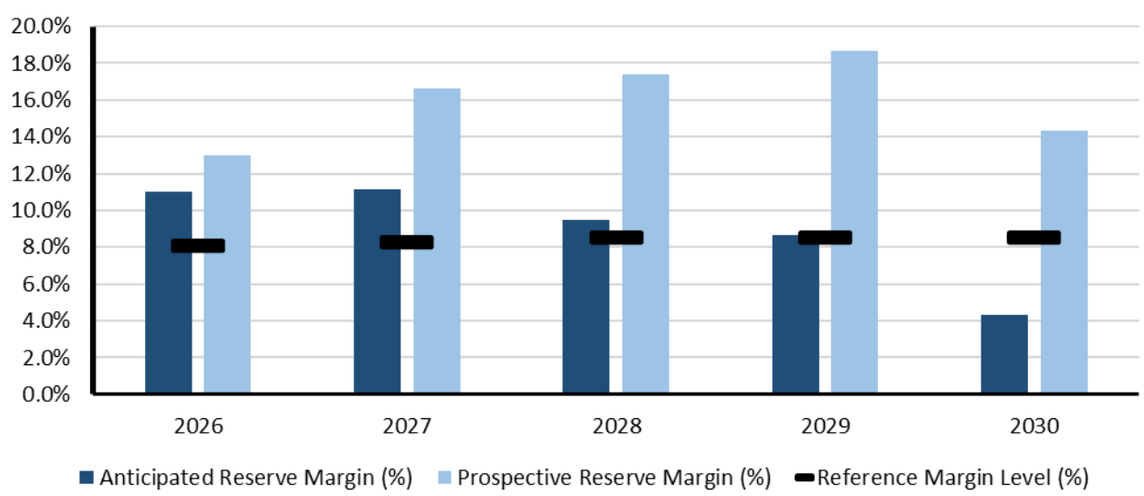

Planning Reserve Margins

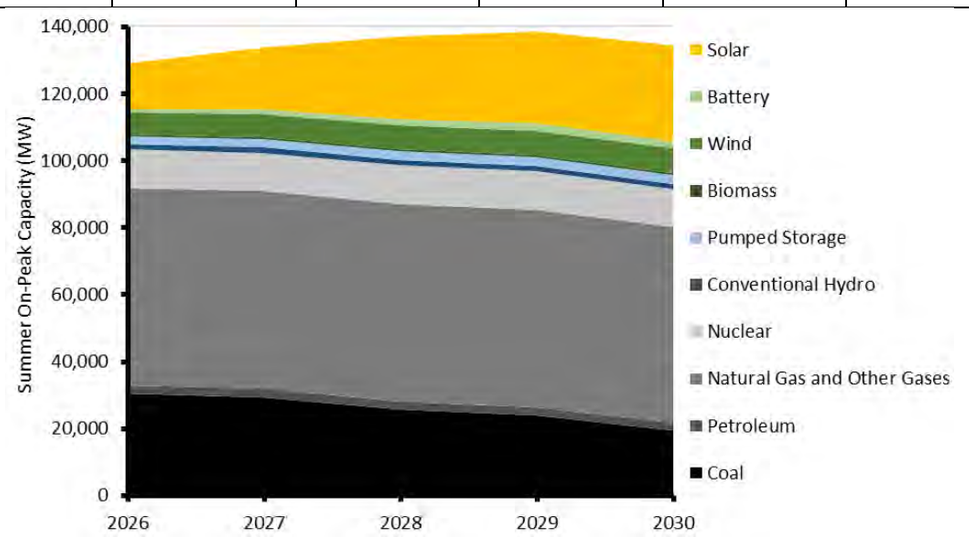

Existing and Tier 1 Resources

MISO Highlights

- For Summer 2026, MISO projects a prospective resource surplus ranging from 3.4 to 5.8 GW, but, if historical rates of resource additions continue, a deficit of resources beginning in Summer 2030 may be realized. The recently approved ERAS is expected to result in a considerable amount of new resource additions to the MISO system by 2029, which was not included in this year's assessment due to the timing of FERC approval. As of December 2025, around 30 GW of new capacity is being studied through the ERAS process.
- MISO forecasts that the coincident total internal demand will peak at 127.1 GW during the 2026 Summer season and will grow to 143.7 GW by 2035. The largest contributor to this demand growth is data center additions.
- MISO's accredited thermal capacity has decreased by 8.8 GW, primarily driven by reductions in accredited capacity of existing resources, and accredited non-thermal capacity has increased by 5.7 GW since last year, primarily driven by solar additions.
- In July 2025, MISO had more than 54 GW nameplate capacity of generation—predominantly solar and battery—with signed generation interconnection agreements that were projected to come on-line over the next few years. As of December 2025, that figure increased to more than 70 GW of nameplate capacity.
- Currently, MISO has surplus transfer capacity within its subregions, but transfers between subregions have been historically constrained by a transmission limitation between the two subregions. MISO members plan to invest $30 billion to install nearly 5,000 miles of 345 kV and 1,750 miles of 765 kV transmission lines to address local, regional, and interregional transmission needs.

MISO Projected Generating Capacity by Energy Source in Megawatts (MW)					
	2026	**2027**	**2028**	**2029**	**2030**
Coal	30,442	29,376	25,620	23,780	19,384
Petroleum	2,551	2,551	2,551	2,551	2,428
Natural Gas	58,748	58,892	58,984	59,099	58,262
Biomass	585	580	516	515	512
Solar	13,586	18,496	24,792	27,499	28,629
Wind	6,576	6,757	7,139	7,258	7,379
Conventional Hydro	1,521	1,523	1,524	1,524	1,524
Pumped Storage	2,608	2,608	2,608	2,608	2,608
Nuclear	11,571	11,571	11,571	11,571	11,571
Other	68	68	68	68	63
Battery	774	1,462	1,950	2,243	2,243
Total MW	**129,031**	**133,883**	**137,322**	**138,715**	**134,604**

MISO Assessment

MISO's guiding principles for its planning process include six key objectives: reliability and resilience; economic efficiency/lowest total electric system cost; support of federal, state, and local energy policy and member goals for their respective resource mixes; appropriate cost allocation for transfer-enabling assets; analysis of an appropriate range of system scenarios and dissemination of results to relevant decisionmakers; and coordinated planning processes among neighbors to eliminate barriers to reliable and efficient operations. See MISO's Statement of Guiding Principles for more information.

Planning Reserve Margins

Every year, MISO coordinates with its stakeholders to calculate the minimum amount of capacity above coincident peak demand required such that the LOLE equals one-day-in-10 years, or 0.1 days per year. For the MISO-wide analysis, generating units were modeled as part of their appropriate local resource zone as a subset of a larger MISO system. The MISO system was modeled with no internal transmission limitations between zones. To meet the LOLE reliability criteria, capacity is either added or removed from the MISO system within the model. The minimum amount of capacity above the MISO system coincident peak demand forecast required to meet the LOLE reliability criteria was used to establish seasonal Planning Reserve Margin (PRM) values. This minimum PRM is based on a probabilistic analysis and is expressed for each season as an unforced capacity (UCAP) requirement based on the modeled availability of resources in the MISO system. UCAP represents an adjustment from installed capacity (ICAP) that accounts for a generator's equivalent forced outage rate demand, a measure of the probability that a generating unit will not be available due to forced outages, which MISO further adjusts to exclude events outside management control.

MISO's LOLE Study for PY 2025–2026 estimated the minimum seasonal PRM values (in UCAP) as follows:

- Summer 2026: 8.1%
- Fall 2026: 14.9%
- Winter 2026-2027: 19.1%
- Spring 2027: 26.2%

The study that produced these PRM values included a probabilistic risk modeling and power flow transfer analysis to also determine zonal local reliability requirements (LRR), zonal import ability (ZIA), zonal export ability (ZEA), capacity import limits (CIL), and capacity export limits (CEL). A software program called Strategic Energy & Risk Valuation Model (SERVM) was used to calculate LOLE for the applicable planning year.

The results of the LOLE Study for PY2 5-26 serve as inputs to the MISO Planning Resource Auction (PRA). The computed PRMs are used in area adequacy assessments unless an area includes an entity that falls under a state regulatory body's purview, in which case a state-mandated PRM may be used in MISO's analysis in place of the computed PRM.

In most of the MISO footprint, LSEs with oversight by the applicable state or local regulators are responsible for resource adequacy. Every year, MISO collaborates with the Organization of MISO States (OMS) to survey its members about their plans to maintain resource adequacy in the coming years. The OMS-MISO survey provides a resource adequacy view for the MISO region over a five-year horizon based on the latest information available at the time of survey. The 2025 OMS-MISO Survey indicated that LSEs are expected to have adequate resources to meet load reserve requirements; however, various projected capacity scenarios and large spot-load additions highlight the increasing uncertainty and evolving risk.

For Summer 2026, MISO projects a prospective surplus ranging from 3.4 to 5.8 GW. Moving beyond the short term, if historical rates of resource additions continue in MISO as reflected in the anticipated resources projection for the NERC LTRA, a deficit of resources beginning in summer 2030 may be realized. This potential shortage is due to accelerated load growth and inadequate build rates for new resources. Interconnection of additional identified resources in Tier 2 and potential resources in Tier 3 could present an opportunity to retain a resource surplus through the entirety of the LTRA study time frame.

In anticipation of resource shortages beginning in Summer 2030, MISO has initiated the following processes and reforms:

1. Implement the interim ERAS process to facilitate the accelerated rollout of new resources to meet increased demand growth. This process has yielded nearly 30 GW of potential new capacity as of December 2025.
2. Move to a direct loss of load (DLOL) marginal accreditation model for the 2028–2029 planning year, which is intended to better reflect the true value of the next megawatt of resources during critical hours
3. Enhance resource adequacy risk assessment and communication like aligning solar representations between the PRA and LOLE model, properly represent non-firm imports between neighboring regions, and investigate the relationship between solar and battery installations and how their capacity might impact one another.
4. Reduce queue cycle times through automation

5. Establish a more robust DR and emergency resource process moving forward to ensure non-market units are being appropriately accredited.
6. Enhance allocation of resource adequacy requirements.

Energy Risk

MISO uses a seasonal PRA and conducts seasonal resource assessments to evaluate generation availability, outage rates, and forecasted load. Based on outcomes of these processes, MISO has also initiated a change to its capacity market construct, in part, to ensure energy adequacy by evaluating how classes of resources and each individual resource help serve load during periods of the year that demonstrate the most reliability risk to the MISO system.

Beyond the probabilistic energy risk assessments associated with MISO's LOLE Study for PY 25–26, MISO has also performed additional assessments for renewable integration and regional resource evolution that touch on the topic of energy risk but are not a formal part of MISO's resource adequacy and resource planning processes.

ProbA Results

The results of the ProbA simulations show normal risk for the MISO system in study year 2027 and more pronounced, elevated risk in study year 2029 wherein MISO assumed approximately 14 GW of potential retirements that are uncertain to occur by 2029. The results offer a point-in-time snapshot of risk based on the data available during the time of this year's analysis. The regulatory structure within MISO provides utilities and regulators with many tools to ensure alignment of large-load additions, generator retirements, and generator additions. Regulators and utilities in the MISO region are statutorily required to ensure reliability and have the ability to address uncertainties associated with these three variables.

MISO initiatives like ERAS and joint collaborative efforts between MISO, its membership, regulators, and neighboring regions will be critical to ensuring resource adequacy in the coming years.

While overall installed nameplate capacity across the system is expected to increase in the coming years, system risk can be expected as the aging thermal fleet in MISO's system continues to retire and is replaced with more intermittent, less available generation. Significant demand growth, in part due to large data center loads, has been forecasted by MISO's LSEs. It is important to note that a substantial number of large-load customers continue to evaluate their options for participation in the markets, including the potential to participate as DR resources during emergency conditions. The construction delays for new resources due to supply chain and other issues, as well as the ongoing evaluation of large-load customers, contribute to continued uncertainty regarding both overall resource availability and the prospective participation of large loads as DR resources in the markets. This substantiates that MISO, its membership, and regulators must continue to monitor retirements and large-load additions and increase resource additions to ensure future resource adequacy.

The ProbA simulations for study year 2029 resulted LOLE of 2.4 days in 1 year compared to the target of 0.1 day in 1 year. The primary drivers for the expected risks in 2029 include the following:

- Load growth increases: Peak demand for winter is expected to grow considerably—approximately 9–10 GW in 2029.
- Nameplate capacity changes: To align with MISO's annual LOLE studies and proactively send the right signals, member-submitted low certainty resources from the most recent OMS-MISO Survey were assumed to be unavailable in study year and amounted to approximately 14 GW of additional unconfirmed retirements by Winter 2029.
- Summer risk shifts to later in the day: An increased reliance on solar generation as the resource mix evolves results in summer risk appearing as solar generation ramps down.
- In Winter 2029, risk is emerging in morning and twilight hours: Shifting winter risk is driven by a combination of increased reliance on solar generation, an increase in member-submitted load forecasts, elevated thermal forced outages induced by extreme cold temperatures, and a larger generation deficit than in prior years.

Base-Case Summary of Results

	2026*	2027	2029**
EUE (MWh)	0	797	31,654
NEUE (ppm)	0	1.13	42.4
LOLH (hours per Year)	0	0.23	6.61

*Provides the 2024 ProbA Results for Comparison

**The 2029 ProbA study assumed approximately 14 GW of potential retirements that are uncertain to occur by 2029. The results offer a point-in-time snapshot of risk based on the data available during the time of this year's analysis.

The following EUE heat maps show the distribution of unserved energy events from the probA simulations across hours and seasons. Green cells indicate no unserved energy events, while yellow and red cells indicate increasing numbers of simulations with unserved energy.



2027-2028 ProbA Heat Map

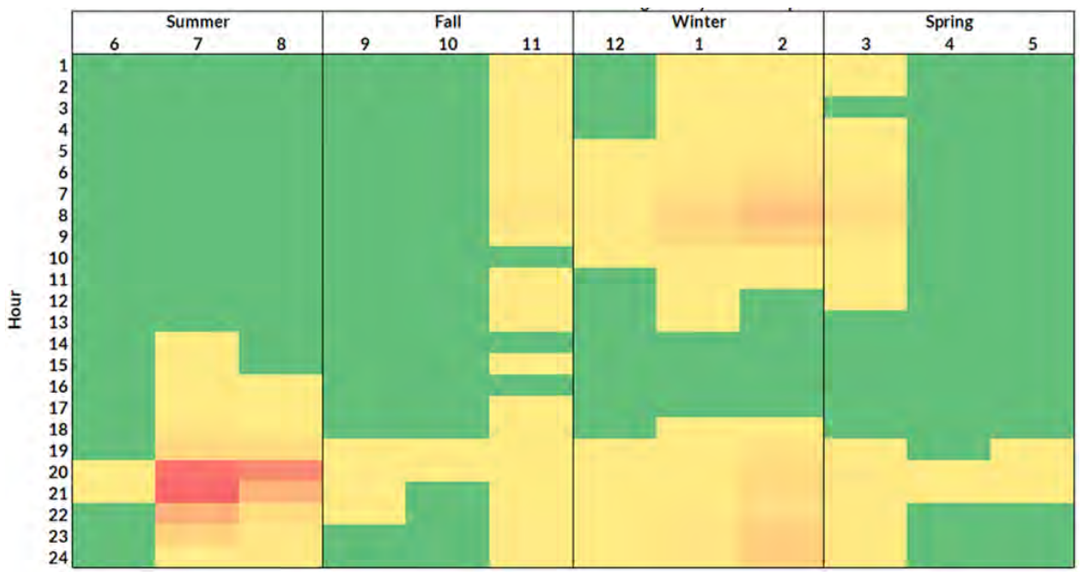

2029-2030 ProbA Heat Map

Demand

LSEs within MISO's footprint report two sets of seasonal peak demand projections, coincident with the entire MISO system and coincident with their applicable local resource zone. LSEs also submit their non-coincident peak demand projections for the next 10 years, monthly for the first two years and seasonally for the remaining eight years. Coincident peak demand forecasts are based on factors including average historical weather conditions, economic conditions, and expected demand changes. For the *2025 LTRA*, MISO used its LSE demand submissions to create non-coincident and coincident peak demand projections on a regional basis by summing the annual peak demand forecasts for the individual LSEs in the larger region of study. In MISO's normal process, the coincident peak demand forecast is used to determine each LSE's PRM requirement.

MISO forecasts the coincident total internal demand to peak at 127,071 MW during the 2026 Summer season. Since the *2024 LTRA*, MISO has increased its 10-year forecast peak demand from 132 GW to 143.7 GW. This rate of increase is expected to continue.

The largest increases in demand in the MISO footprint are related to data centers. These large load additions are projected to result in significant increases in the demand for energy in all hours and would not conform to typical residential or industrial load patterns. In total, MISO projects approximately 6 GW of data center load additions by 2027, accumulating to 14 GW by 2030, and 18 GW by 2035. MISO published a *Long-Term Load Forecast* white paper in December 2024. This white paper comes to similar conclusions around the load growth rate based upon member submissions by way of the MOD-031/FERC 714 data pathway.

Demand-Side Management

A combination of peak demand hour performance, forecasting, and baseline scenarios help MISO to determine the amount of DR capacity available during peak demand hours. DR programs continue to play a significant role in providing capacity for MISO. For the 2025/26 planning year, DR is steady around 9 GW in the summer and 8 GW in the winter and is projected to remain constant during the LTRA study horizon. MISO's latest reforms for demand-side resources focus on accrediting such resources based on their availability and performance during the highest-risk hours (in and near emergency conditions).

Distributed Energy Resources

Behind-the-meter-generation (BTMG) resources contribute about 4.4 GW of capacity across the study horizon, of which approximately 1.3 GW are distributed photovoltaics. MISO's transition to seasonal auctions highlights the variability of DERs across the four seasons, and it is working with stakeholders to derive adequate methods of aggregating, reporting and allowing DER participation in MISO markets.

Generation

Because of the size of MISO's interconnection queue, in the 2025 NERC LTRA, generation in the queue is multiplied by a reduction factor based on the study phase and likelihood of that resource coming on-line and the timing of those additions. MISO notes that the recent 2025 OMS-MISO survey used a slightly different resource addition cadence than what is reported for the LTRA that factors in both planned utility/member-specific generation addition rates and historical addition cadences. Specifically, the LTRA's existing resource capacities come directly from the 2025–2026 MISO Planning Resource Auction (PRA), based on the amount of confirmed seasonal accredited capacity. Tier 1 resources describe the expected integration rate of currently signed generator interconnection agreements (GIA) over a three-year delay ramp to represent the fact that many GIAs experience delays on their path to installation in MISO. Tier 2 resources are based on active replacement projects and Phase 3 GIAs. Tier 3 resources are based on a 15% completion rate of all non-signed GIAs with the three-year delay schedule in line with Tier 1 resources.

As of December 2025, MISO had more than 70 GW nameplate capacity of generation—predominantly solar and battery—with signed generation interconnection agreements that are projected to come on-line over the next few years. Since the 2024 NERC LTRA, MISO has observed an 8.8 GW reduction in thermal accredited capacity, driven primarily by aging existing facilities, unit suspensions, and retirements. However, suspensions and retirements in MISO have recently been followed by replacement facilities that re-utilize the interconnection service with new units. More than 75% of the units pursuing cessation in MISO are also pursuing replacement projects. Non-thermal accreditation has increased by 5.7 GW since the 2024 NERC LTRA report.

MISO's accreditation of battery resources is tied to the mandatory 4-hour energy offer window, resulting in most storage resources pursuing the ratio of 1 MW/h for 4 hours. Battery storage resources receive a 95% class-wide accreditation (relative to nameplate capacity) in the MISO PRA and NERC LTRA for their first year in operation in lieu of historical output data. Wind ELCC analyses have been performed for all seasons. Wind capacity is given the following seasonal accreditations: Summer: 20.8%; Fall: 30.7%; Winter: 29.0%; Spring: 25.3%. The effective capacity for existing solar resources is based on historical performance during typical seasonal peak hours. New solar resources get 50% accreditation relative to nameplate capacity in the summer, fall, and spring seasons and 5% in the winter season. Hydro resources accredited capacity is calculated based on historical performance during seasonal peak hours.

Energy Storage

MISO is experiencing increased interest by members for battery energy storage, with more than 500 MW currently on-line, and queue projects identifying more than 100 GW of battery or hybrid fuel type projects. MISO's anticipated installations include an addition of more than 2.4 GW by Summer 2030 and a prospective battery fleet of nearly 7 GW by 2035. The primary expected usage for batteries is for reliability, providing significant capacity capability with the variable nature of MISO's growing solar and wind fleet. MISO performs risk modeling with advanced storage representations to ensure that battery capacity is characterized appropriately.

The timing of FERC's approval of MISO's ERAS process in July meant that the generator additions that MISO plans as part of that process were not included in the resource adequacy modeling for the 2025 LTRA. ERAS is already expected to result in considerable new resource additions to the MISO system in the near term. The additional summer on-peak capacity from the ERAS program is expected to grow to over 20 GW by Summer 2030. These expedited resource additions are expected to reduce the shortfall risk identified in this year's ProbA. Furthermore, the timing of the ERAS additions would mitigate an identified winter ARM shortfall if the approximately 8.6 GW of winter on-peak capacity anticipated by 2028–29 reaches operation as projected. The latest ERAS projects, along with current load forecasts and resource projections as of July 2026, will be included in the input data for the *2026 LTRA* and ERAS summer capacity additions are summarized by the diagonal hatched stacked areas in plot below.

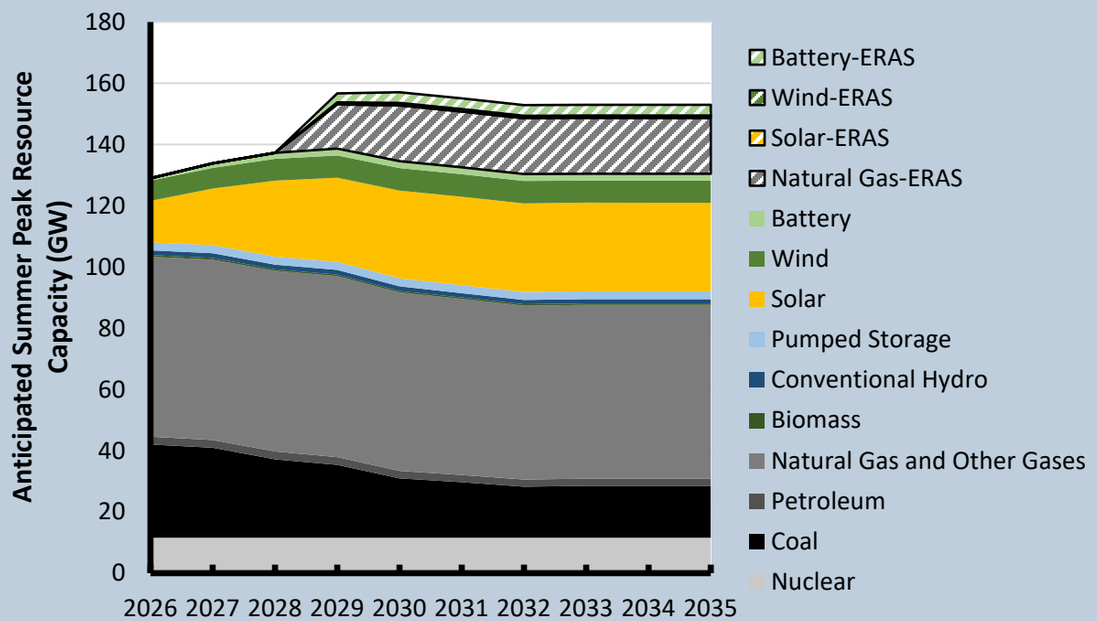

The Potential Effect of MISO's ERAS Process on Anticipated Summer Capacity

Energy Transfers
In the PRA, MISO accredits several power purchase agreements known as diversity contracts between Manitoba Hydro and MISO internal generation owners, wherein energy flows from Manitoba to the MISO system in the summer when Manitoba has excess hydro power vice-versa in the winter. Currently, MISO has surplus capacity in both the MISO North/Central and MISO South subregions, but imports and exports between them have been historically constrained by a transmission limitation.

A key input to MISO's probabilistic risk modeling that determines the system-wide seasonal PRM values is how much non-firm energy support MISO can reasonably expect from neighboring external areas. Every year, MISO performs an analysis of recent year trends in seasonal non-firm energy support to develop a range for each season that the probabilistic model will randomly draw from mid-simulation. Additionally, MISO found this year that there was not a significant difference in the amount of non-firm energy support MISO received from its neighbors during hours and days with tight operating margins when compared to normal operating conditions.

Transmission
MISO, in collaboration with its transmission-owning members and stakeholders, performs annual reliability assessments to identify transmission infrastructure upgrades needed to ensure system reliability. Many factors are considered during MISO's transmission expansion planning process, including urgency of need, suitability of alternatives to address identified issues, cost effectiveness, performance of alternatives, development time frame, right-of-way or substation impacts, expandability, and operational flexibility. To learn more about MISO's transmission expansion plan, see information and reports posted on MISO's MTEP page.

MISO has 488 transmission projects totaling $30 billion planned across MTEP24, its Long Range Transmission Planning (LRTP) Tranche 2.1, and the SPP-MISO Joint Targeted Interconnection Queue (JTIQ). In total, these three programs include nearly 5,000 miles of 345 kV and 1,750 miles of 765 kV transmission lines in their project portfolios. These projects aim to address local, regional, and interregional needs across the area's large geographic footprint by enabling reliability in response to accelerating load growth. In fact, most of the demand increases reported by LSEs in the MISO footprint can be tracked to transmission projects either in the Expedited Project Review (EPR) or normal MTEP project pathway. Specifically, MISO's Tranche 2.1 Portfolio seeks to establish a transmission system backbone for the whole MISO system, and the JTIQ portfolio is being undertaken with the potential to unlock approximately 28 GW of generator interconnections, eliminating barriers to new capacity at the SPP-MISO seam.

As of December 1, 2025, MISO identified 63 projects comprising 12.8 GW of additional load through the EPR process.

Reliability Issues
Load growth and additions are increasing. A spike in large, single-site load additions from manufacturing resurgence and incremental load growth from electric vehicles and other electrification trends pose new challenges for the grid. Continued high numbers of MTEP projects submitted through the expedited project review request, which are urgent projects that cannot wait for the next full MTEP cycle to proceed, are evidence of this faster paced load growth and additions.

Maintaining resource capacity margins will require accelerated resource additions to outpace retirements and the forecasted load growth. Recent reforms have helped to reduce the volume of requests and to process them more efficiently. As of December 1st, 2025, MISO has 1,127 Active interconnection queue projects that total 215 GW of nameplate capacity. This is in addition to the 444 projects and 70 GW of signed GIAs.



MRO-Manitoba Hydro

Manitoba Hydro is a provincial Crown corporation and one of the largest integrated electricity and natural gas distribution utilities in Canada. Manitoba Hydro provides electricity to approximately 601,000 electric customers in Manitoba and provides approximately 291,000 customers with natural gas in Southern Manitoba. The service area is the province of Manitoba, which is 251,000 square miles. Manitoba Hydro is a provincial crown corporation and one of the largest integrated electricity and natural gas distribution utilities in Canada. Manitoba Hydro is winter-peaking. Manitoba Hydro is its own PC and BA. Manitoba Hydro is a coordinating member of MISO. MISO is the Reliability Coordinator for Manitoba Hydro.

Demand, Resources, and Reserve Margins

Quantity	2026–2027	2027–2028	2028–2029	2029–2030	2030–2031	2031–2032	2032–2033	2033–2034	2034–2035	2035–2036
Total Internal Demand	5,002	5,041	5,081	5,137	5,374	5,412	5,447	5,507	5,580	5,655
Demand Response	0	0	0	0	0	0	0	0	0	0
Net Internal Demand	5,002	5,041	5,081	5,137	5,374	5,412	5,447	5,507	5,580	5,655
Additions: Tier 1	36	50	63	63	63	63	63	63	63	63
Additions: Tier 2	0	0	0	0	500	500	500	500	500	500
Additions: Tier 3	0	0	0	0	0	0	0	0	0	0
Net Firm Capacity Transfers	-113	-93	-167	-172	-565	-565	-565	-565	-565	-315
Existing-Certain and Net Firm Transfers	5,794	5,831	5,799	5,770	5,377	5,377	5,377	5,377	5,377	5,627
Anticipated Reserve Margin (%)	16.6%	16.7%	15.4%	13.6%	1.2%	0.5%	-0.1%	-1.2%	-2.5%	0.6%
Prospective Reserve Margin (%)	16.8%	16.9%	15.6%	13.4%	10.4%	9.6%	8.9%	7.7%	6.3%	9.3%
Reference Margin Level (%)	12.0%	12.0%	12.0%	12.0%	12.0%	12.0%	12.0%	12.0%	12.0%	12.0%

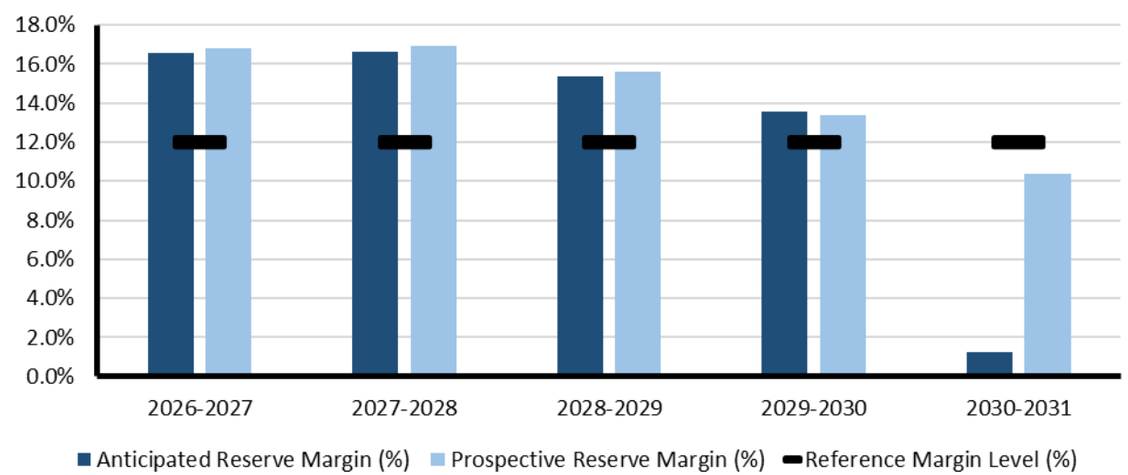

Planning Reserve Margins

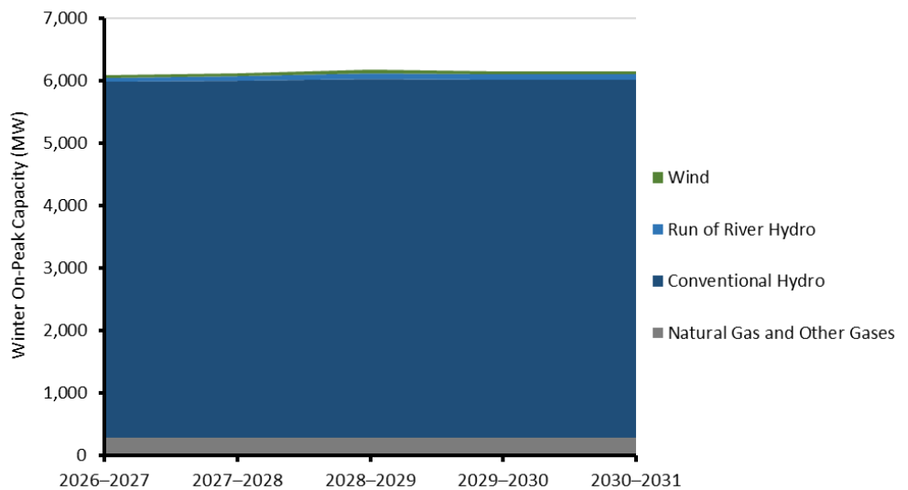

Existing and Tier 1 Resources

MRO-Manitoba Hydro Highlights

- Manitoba projects a shortfall in anticipated resources starting in the winter of 2030–2031.
- The demand is projected to grow over 13% through the assessment period.
- The Province of Manitoba paused cryptocurrency interconnection requests until April 2026 to prepare a long-term solution to limit reliability impacts to the system.[36]

MRO-Manitoba Projected Generating Capacity by Energy Source in Megawatts (MW)					
	2026–2027	**2027–2028**	**2028–2029**	**2029–2030**	**2030–2031**
Natural Gas	278	278	278	278	278
Wind	52	52	52	52	52
Conventional Hydro	5,705	5,723	5,758	5,735	5,735
Run of River Hydro	59	71	90	90	90
Total MW	**6,094**	**6,124**	**6,179**	**6,155**	**6,155**

[36] Province directs Manitoba Hydro to continue pause on new cryptocurrency connections

MRO-Manitoba Hydro Assessment

Planning Reserve Margins
The ARM for the summer season does not fall below the RML of 12% during the 10-year assessment period. The ARM for the winter season falls below the RML of 12% beginning in Winter 2030–2031 due to a combination load growth and reduced resources due to an ending of winter capacity import contracts ("diversity capacity") in 2030, as well as an assumed reduction of the Curtailable Rate load management program.

Demand
Manitoba Hydro is anticipating load growth of 1.5% (net of demand side management) over the assessment period. In order to limit load growth, Manitoba Hydro has been directed by the Province of Manitoba to suspend processing of cryptocurrency load connections until 2026.

Demand-Side Management
Manitoba Hydro currently does not have any form of directly controllable and dispatchable DR programs. Manitoba Hydro does have an indirectly controllable and dispatchable DR program called the Curtailable Rate Program.

The Curtailable Rate Program provides approximately 160 MW of load reduction through up to 16 load curtailments of 4¼ hours each on five-minutes notice. The program is intended for peak load management. In addition, one product of the Curtailable Rate Program provides 50 MW of contingency reserves, also on five-minutes notice.

The terms and conditions of the Curtailable Rate Program were updated in August 2023 to require an annual curtailment test, increase the number of possible curtailments, extend the notice period for conversion to firm service, and make minor editorial changes.

Manitoba Hydro is in the process of developing a new industrial rate pilot, with the combined goal of reducing winter peak and providing additional rate options for customers that both assist customer profitability and help keep costs low for all Manitobans. The rate pilot is being developed to leverage existing technology and programming with the intent of introducing the program on a pilot basis.

Manitoba Hydro, in collaboration with Efficiency Manitoba, is looking to develop a DR pilot program aimed initially at targeting smart thermostats with the focus on reducing Manitoba's winter peak. The pilot program is targeting to launch for the winter of 2025.

Energy Risk
As the operator of a predominantly hydro system, weekly at a minimum, Manitoba Hydro performs an all-hours season-ahead energy adequacy analysis as required to manage near-term to seasonal-ahead reservoir energy storage while meeting system demands. Additionally, Manitoba Hydro conducts specific analyses to determine short-term storage and minimum flow requirements that would be required to maintain Manitoba and extra-provincial resource adequacy obligations. As there are modest levels of wind and solar on the Manitoba Hydro system, the resource adequacy risk on the Manitoba Hydro system over the next five years and under normal water conditions is expected to fall at or very near the peak demand hours.

Probabilistic Assessment (ProbA)
Every year, Manitoba Hydro prepares a probabilistic assessment for the Manitoba system, most recently in 2024. The 2024 probabilistic assessment was supportive of a 12% PRM for the Manitoba system being sufficient to provide an LOLE of less than 0.1 days per year under the study assumptions. Results of the 2025 ProbA prepared for the LTRA are as follows.

Base-Case Summary of Results			
	2026*	**2027**	**2029**
EUE (MWh)	4	3	6
NEUE (ppm)	0.17	0.12	0.23
LOLH (hours per Year)	0.05	0.03	0.06
* Provides the 2024 ProbA Results for Comparison			

There were no appreciable Manitoba loss-of-load events seen in winter or in the summer for 37 of the 44 weather/ flow years studied. Manitoba loss-of-load events that were seen in summer occurred during the lowest flow years with upwards of 80% of the risk of loss of load occurring in the two worst flow years (1988 and 2003) of the 44 years studied. The Manitoba loss-of-load events that were seen in summer were driven by very low hydro flow conditions combined with both very high summer loads in Manitoba and very high summer loads on the MISO system.

The annual EUE heat map for 2029 is provided below.

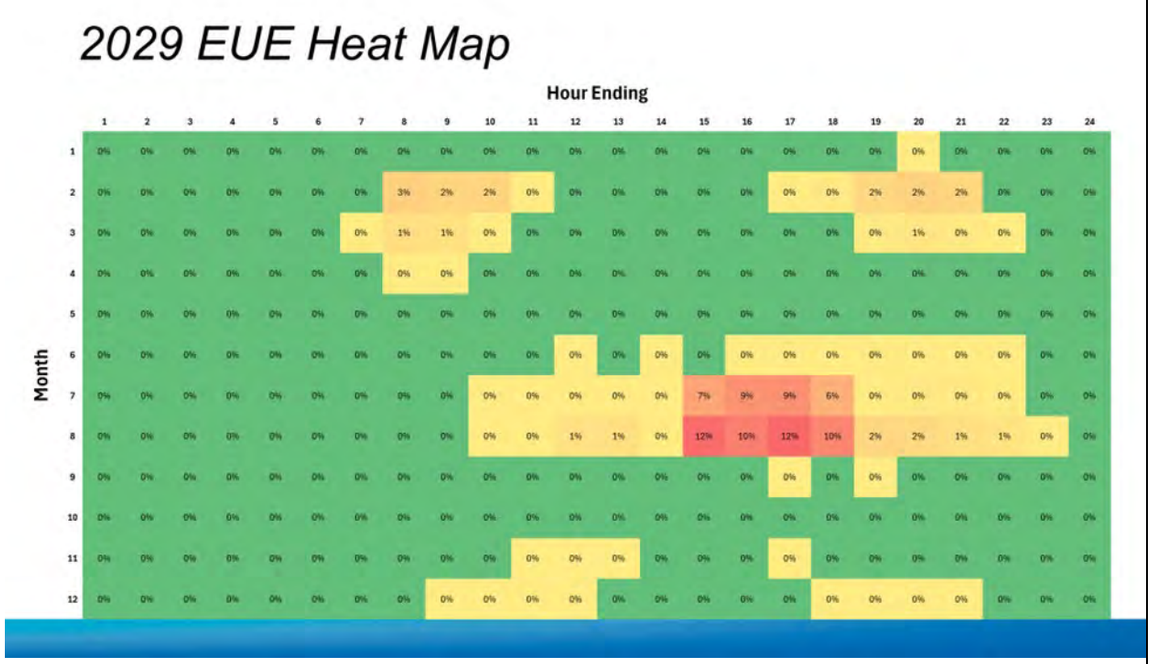

A sample summer EUE day with very high loads on the Manitoba and MISO systems during extreme drought is shown in the illustration below. For much of the day, Manitoba is a net importer of power.

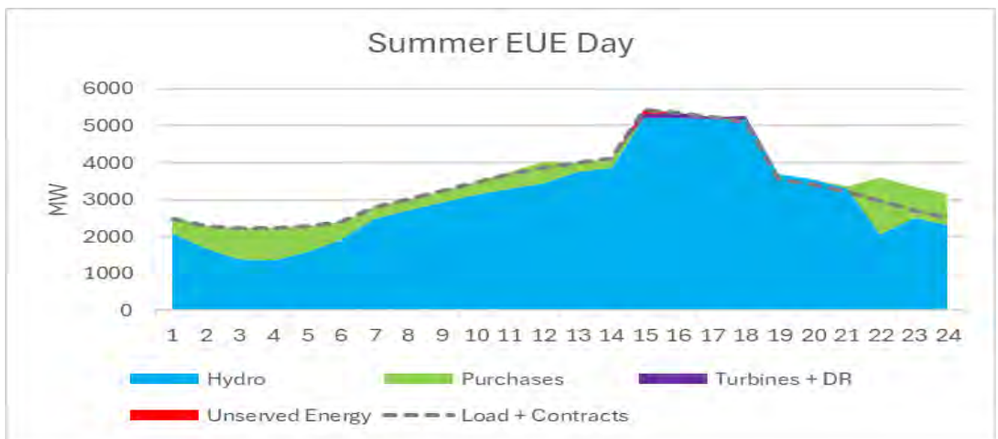

Distributed Energy Resources

There is a potential for significant solar DER resources in the latter half of the assessment period, and plans are being developed to study the impacts on the Manitoba Hydro system. The potential for future solar DERs may be dependent on solar PV subsidies and/or incentives.

Generation

Under normal water conditions, over 95% of the generation in Manitoba Hydro's system is from renewable energy—primarily hydro generation and wind generation. A Tier 1 project to replace eight older and smaller hydro units is in progress for the Pointe du Bois Generating Station. The Pointe du Bois Renewable Energy Project (PREP), approximately 50 MW, replaces the original hydro units that were mothballed or retired based on economics/end of life after about 100 years of operation.

On February 25, 2025, Manitoba Hydro filed with its regulator the preliminary estimate for a 500 MW gas capacity resource entering service in 2030. While not yet approved, this proposed plant was included as Tier 2 capacity resource. Manitoba is not currently experiencing the large additions of wind and solar resources seen in other regions, and hence, emerging reliability issues arising from such large wind and solar resource additions are not anticipated over the next five years. Manitoba Hydro is working on an Integrated Resource Plan that will support future investment decisions. The Government of Canada is further regulating carbon dioxide emissions from the electric generation sector, finalizing the Clean Electricity Regulations in December 2024. These regulations begin to restrict fossil fuel generation in 2035 and direct Canadian electric generation to achieve net-zero greenhouse gas emissions by 2050. Manitoba Hydro does not anticipate that meeting the Clean Electricity will have a negative impact on system reliability or modify the operation of Manitoba's electricity system. The Province of Manitoba provided energy policy direction with the publication of the Affordable Energy Plan in September 2024. Energy conservation, wind generation, and dispatchable back-up generation, such as natural gas combustion turbines, form the basis of the plan. Manitoba Hydro's forthcoming 2025 Integrated Resource Plan will be consistent with the policy direction.

Energy Storage

Additions of battery energy storage system (BESS) resources in the next 10 years are not anticipated at this time. The hydro generation resources, while not storing electricity directly, do store water in a reservoir for conversion to electricity and have been in use for over 100 years. For most hours of the year, the only dispatchable resources on-line are hydro generation resources, which therefore serve most operational, reliability, and economic functions. In the longer term, there may be a role for energy storage resources in Manitoba in areas that may become transmission constrained. Preliminary long-term studies of a modest amount of energy storage resources have not identified

operational challenges and have not required modification to planning assumptions since the 2024 LTRA.

Energy Transfers

The Manitoba Hydro system is winter-peaking and is interconnected to the MISO Zone 1 Local Resource zone (which includes Minnesota and North Dakota), which as a whole is summer-peaking. Significant capacity transfer limitations from MISO into Manitoba may have the potential to cause reliability impacts, but only if the following conditions occur simultaneously: extreme Manitoba winter loads, unusually high forced generation/transmission outages, and a simultaneous emergency in the northern MISO footprint. In the unlikely event of such a situation, Manitoba Hydro would implement plans developed in accordance with emergency operating procedures for capacity and energy emergencies, including calling on emergency energy from Adjacent Balancing Authority Coordination Agreements, if available. Transmission planning studies consider maximum firm winter import and N-1 and N-2 contingencies. The completion of the Manitoba–Minnesota 500 kV transmission line on June 1, 2020, increased import capability from 700 MW to 1,400 MW and firm export capability from 2,100 MW to 2,983 MW. This new 500 kV line also improved the resilience of the network in the event of transmission contingencies. The 500 kV line is equipped with single pole trip and reclose capability, which results in only one phase being out for one second during common single-phase faults.

The expiration of existing winter capacity import contracts ("diversity capacity") in 2030 is contributing to overall lower firm resources from winter 2030–2031 through the remainder of the assessment period.

Transmission

Manitoba Hydro has identified aging components of its HVdc system as a potential reliability issue, which is unique to the assessment area. The concern is that the oldest HVdc system components could be approaching end-of-life. Studies have been initiated to study/evaluate modernization options and alternatives. The studies and procurement of replacement equipment could take up to 10 years to implement based on the current HVdc market capability. There is currently spare capacity on the HVdc system, and the end-of-life failure of a single pole would not create reliability issues. The further end-of-life failure of a second pole, while believed to be a very low probability, has the potential to create reliability concerns under peak winter loads if mitigation measures are not implemented. Mitigation measures to minimize the likelihood of experiencing this quantity of long-term outages are being actively pursued.



MRO-SaskPower

MRO-SaskPower is an assessment area that covers the Canadian province of Saskatchewan. The province has a geographic area of 651,900 square kilometers (251,700 square miles) and a population of just over 1.1 million people. The Saskatchewan Power Corporation (SaskPower) is the PC and Reliability Coordinator for the province of Saskatchewan and is the principal supplier of electricity in the province. SaskPower is a provincial Crown corporation and, under provincial legislation, is responsible for the reliability oversight of the Saskatchewan Bulk Electric System and its interconnections. Overall, SaskPower operates nearly 14,816 circuit-km of transmission lines, 65 high-voltage switching stations, and 191 distribution substations. Peak electricity demand on the SaskPower system currently occurs during the winter season.

Demand, Resources, and Reserve Margins

Quantity	2026–2027	2027–2028	2028–2029	2029–2030	2030–2031	2031–2032	2032–2033	2033–2034	2034–2035	2035–2036
Total Internal Demand	4,040	4,112	4,148	4,180	4,205	4,230	4,278	4,314	4,347	4,375
Demand Response	72	72	72	72	72	72	72	72	72	72
Net Internal Demand	3,968	4,040	4,076	4,108	4,133	4,158	4,206	4,242	4,275	4,303
Additions: Tier 1	90	460	460	460	460	460	460	460	460	460
Additions: Tier 2	55	241	241	241	241	241	241	241	241	241
Additions: Tier 3	0	0	0	0	0	0	0	0	0	0
Net Firm Capacity Transfers	290	315	315	315	315	315	315	315	315	315
Existing-Certain and Net Firm Transfers	4,907	4,992	4,976	4,976	4,961	4,962	4,900	4,962	4,976	4,892
Anticipated Reserve Margin (%)	25.9%	35.0%	33.4%	32.3%	31.2%	30.4%	27.4%	27.8%	27.2%	24.4%
Prospective Reserve Margin (%)	27.3%	40.9%	39.3%	38.2%	37.0%	35.5%	32.5%	32.8%	32.1%	29.2%
Reference Margin Level (%)	15.0%	15.0%	15.0%	15.0%	15.0%	15.0%	15.0%	15.0%	15.0%	15.0%

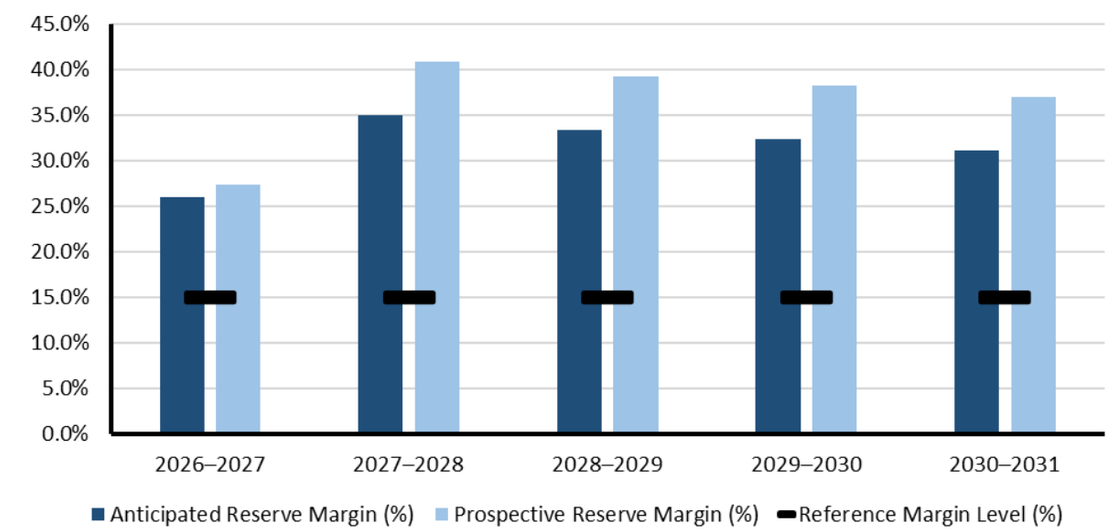

Planning Reserve Margins

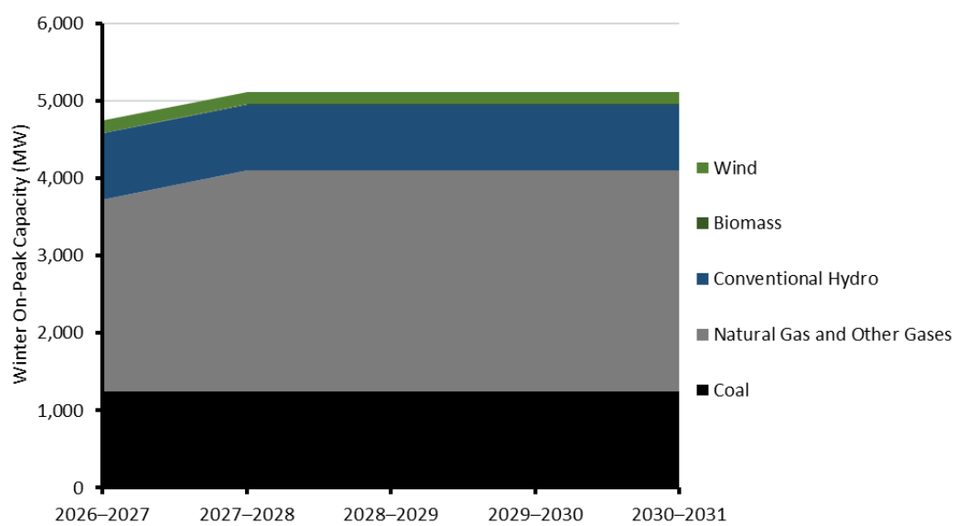

Existing and Tier 1 Resources

MRO-SaskPower Highlights

- Over the next 10 years, MRO-SaskPower's ARM ranges from approximately 24% to 35% and does not fall below the RML in any year. SaskPower's recent probabilistic studies concluded that the largest contribution to EUE occurs during peak hours because of planned outages. Rescheduling maintenance can help avoid these issues.
- Saskatchewan's average annual summer and winter peak demand growth is expected to be approximately 1.0% throughout the assessment period. Large industrial loads are the primary driver for both growth and uncertainty in SaskPower's forecast.
- SaskPower is projected to increase its wind and solar capacity to 1,550 MW in the next three years. Natural-gas-fired generation is being added to the system to offset VERs with plans to add 525 MW nameplate of new gas-fired generation—460 MW of Tier 1 and 65 MW of Tier 2—over the next 10 years. Life extensions and repowers for coal units are in process as directed by the Saskatchewan government. SaskPower is anticipating 31.8 MW of confirmed retirements, both waste heat and wind. 174 MW of unconfirmed wind retirements may also occur over the next 10 years.
- Driven by load growth, new generation, and reliability, SaskPower is planning to expand its interconnection with SPP and add 500 MW of new transmission service over the next five years, increasing tie-line capacity to 650 MW total. Internal transmission projects totaling 180 km of new 230 kV lines are being added and an additional ~410 circuit km of transmission projects are in planning and conceptual phases over the next 5 to 10 years.
- SaskPower's primary reliability issues include growing supply chain issues that may potentially affect their significant transmission project plans and an interdependence between Southeast Saskatchewan's power generators and natural gas production fields. SaskPower has been managing these issues by scheduling long-lead-time components as early as possible in transmission project timelines and by working with Saskatchewan's gas pipeline utility to coordinate and study gas system responses to losses of production receipts during power outages as incremental demand is added.

MRO-SaskPower Projected Generating Capacity by Energy Source in Megawatts (MW)					
	2026–2027	2027–2028	2028–2029	2029–2030	2030–2031
Coal	1,249	1,249	1,249	1,249	1,249
Natural Gas	2,480	2,850	2,850	2,850	2,850
Biomass	3	3	3	3	3
Wind	164	162	162	162	162
Conventional Hydro	856	856	856	856	856
Other	17	17	1	1	1
Total MW	**4,769**	**5,137**	**5,121**	**5,121**	**5,121**

MRO-SaskPower Assessment

Planning Reserve Margins

Saskatchewan uses two criteria for determining adequate generating capabilities. The first method is to calculate EUE through probabilistic modeling and maintain it within an acceptable level as determined through resource adequacy analysis. The second method employs a deterministic criterion in which the reserve margin for the Saskatchewan system must not fall below the RML.

Saskatchewan uses a RML of 15% and has assessed its PRM for the upcoming 10 years considering summer and winter peak hour loads, available existing and anticipated generation resources, firm capacity transfers, and available DR for each year. During the 10-year assessment period, Saskatchewan's ARM ranges from approximately 24% to 35% and does not fall below the RML in any year.

Energy Assessment, Including Non-Peak Hour Risk

Saskatchewan performs energy assessments using probabilistic methods to inform the area's resource adequacy requirements. A detailed representation of the SaskPower system that includes load forecasts, capacity expansion sequences, individual unit characteristics, maintenance, and outages are included in the model. For VERs, SaskPower uses the ELCC methodology to periodically update capacity credits in the model. The model simultaneously considers many types of randomly occurring events, such as forced outages of generating units. Uncertainty in assumptions is addressed through scenario work based on the likelihood of occurrence (e.g. high/low hydro energy forecast, high/low load forecast).

These studies conclude that the majority contribution to the EUE is typically planned outages with unserved energy occurring mainly during peak hours. These short-term reliability issues, when identified, can be mitigated by rescheduling maintenance.

ProbA Results

Saskatchewan does not anticipate resource adequacy issues during its off-peak hours. Currently, its resource mix majorly consists of baseload and fast-ramping generation resources, and it does not have a considerable penetration level of intermittent energy resources.

The major contribution to the EUE is planned outages. The contribution to EUE in these months occurs mainly during peak hours. These short-term reliability issues when identified can be mitigated by rescheduling the maintenance.

Base-Case Summary of Results			
	2026*	**2027**	**2029**
EUE (MWh)	75	145	5
NEUE (ppm)	2.807	5.242	0.190
LOLH (hours per Year)	0.547	1.094	0.046
*** Provides the 2024 ProbA Results for Comparison**			

The annual EUE heat map for 2027 is provided below.

Hourly EUE Heat Map : 2027

EUE	0	1	2	3	4	5	6	7	8	9	10	11	12	13	14	15	16	17	18	19	20	21	22	23
Jan-27	0%	0%	0%	0%	0%	0%	0%	0%	0%	0%	0%	0%	0%	0%	0%	0%	0%	0%	0%	0%	0%	0%	0%	0%
Feb-27	0%	0%	0%	0%	0%	0%	0%	0%	0%	0%	0%	0%	0%	0%	0%	0%	0%	0%	1%	1%	1%	0%	0%	0%
Mar-27	0%	0%	0%	0%	0%	0%	0%	0%	0%	0%	0%	0%	0%	0%	0%	0%	0%	0%	0%	0%	0%	0%	0%	0%
Apr-27	0%	0%	0%	0%	0%	0%	0%	0%	0%	0%	0%	0%	0%	0%	0%	0%	0%	0%	0%	0%	0%	0%	0%	0%
May-27	1%	1%	1%	1%	1%	1%	1%	1%	1%	2%	2%	3%	3%	3%	3%	4%	5%	5%	3%	3%	2%	3%	2%	1%
Jun-27	0%	0%	0%	0%	0%	0%	0%	0%	0%	0%	0%	0%	0%	0%	0%	0%	0%	0%	0%	0%	0%	0%	0%	0%
Jul-27	0%	0%	0%	0%	0%	0%	0%	0%	0%	0%	0%	0%	0%	0%	0%	0%	1%	0%	0%	0%	0%	0%	0%	0%
Aug-27	0%	0%	0%	0%	0%	0%	0%	0%	0%	0%	0%	1%	1%	1%	1%	1%	2%	2%	1%	1%	1%	1%	0%	0%
Sep-27	0%	0%	0%	0%	0%	0%	0%	0%	0%	0%	0%	0%	0%	0%	1%	1%	1%	1%	1%	1%	1%	0%	0%	0%
Oct-27	0%	0%	0%	0%	0%	0%	0%	0%	0%	0%	0%	0%	0%	0%	0%	1%	1%	1%	1%	1%	1%	0%	0%	0%
Nov-27	0%	0%	0%	0%	0%	0%	0%	0%	0%	0%	0%	0%	0%	0%	0%	0%	0%	0%	0%	0%	0%	0%	0%	0%
Dec-27	0%	0%	0%	0%	0%	0%	0%	0%	0%	0%	0%	0%	0%	0%	0%	0%	0%	0%	0%	0%	0%	0%	0%	0%

Hourly demand and resource projections for the highest EUE day in 2027 are shown in the figure below. Expected resource contributions are observed to cover expected demand on the risk day. However, there is a risk of supply shortfalls if demand is higher than expected and resource availability is lower than expected.

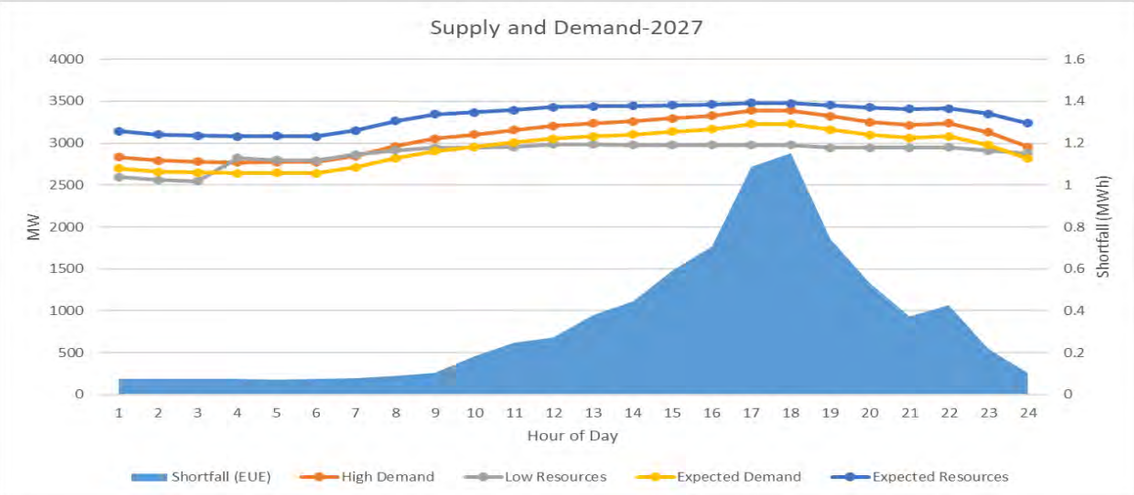

Demand

Saskatchewan experiences its peak season in the winter. Saskatchewan's system peak load forecast is based on econometric variables, weather normalization, and individual level forecasts for large industrial customers. SaskPower computes a coincident peak by customer category based on a combination of historical data and other factors and aggregates the coincident peaks across classes to compute the system peak.

Large industrial loads continue to be the primary reason for both growth and uncertainty in the forecast. The average annual summer and winter peak demand growth is expected to be approximately 1.0% throughout the assessment period, down slightly from the *2024 LTRA*'s projection of 1.35% average annual peak demand growth.

Demand-Side Management

Saskatchewan's DR consists of contracts with industrial customers for interruptible load based on conditions specified in established DR programs. The first of these programs provides a curtailable load, with up to 72 MW enrolled currently, with a 12-minute event response time. Other programs are in place providing access to additional curtailable load requiring up to two hours' notification, but those loads are not included in PRM calculations.

Distributed Energy Resources

The current behind-the-meter DER installed capacity in Saskatchewan is approximately 57 MW, which includes approximately 55 MW of solar PV and approximately 2 MW of distributed wind projects. An additional 25 MW of DER solar PV are expected to be added in the next five years. Additional behind-the-meter DER installations are incorporated into load forecast models used for supply and transmission planning studies.

Small power producers contribute an additional 5 MW installed DER capacity (in front of the meter) in Saskatchewan. There is currently an existing 14 MW and a potential for up to 6.5 MW of DERs being added in the next year based on the currently approved Power Generation Partner program. These projects are included as generation additions, but their capacity is not currently considered in reliability planning.

Generation

Saskatchewan prepares a 10-year supply plan annually that outlines its generation plan to meet the province's future resource needs. It considers retirements, planned and major overhauls, degradation of unit performance, escalating fuel prices, increasing capital costs, unit operating costs, and regulatory requirements. The installed capacity of non-synchronous/inverter-based generation has recently risen to 845 MW and is expected to increase to approximately 1,550 MW in the near-term planning horizon through the addition of 400 MW of wind and 300 MW of solar in the next three years. SaskPower added 370 MW of natural-gas-fired generation in 2024, which served to offset the increased net demand variations from the 220 MW of VERs added in the same year. This resulted in a slight improvement in ramping performance as compared to the last ramping assessment in 2022. SaskPower plans to add approximately 525 MW of new natural-gas-fired generation over the next 10 years and is also working to extend the life of its operational and recently deactivated coal units as directed by the Saskatchewan government.

Saskatchewan is projecting 31.8 MW (nameplate) of confirmed retirements consisting of 21.2 MW of waste heat recovery generation and 10.6 MW of wind generation. These retirements are driven by the units approaching the ends of their lifespans and terminations of power contracts. An additional 174 MW of unconfirmed wind retirements may also materialize during the 10-year assessment period.

Energy Storage

SaskPower's first battery storage system, a 20 MW/20 MWh unit, came on-line in 2024. The prevalent use for the planned energy storage is to provide regulating reserve, peak capacity and energy reduction, net demand ramping control, reactive power/ voltage control, primary frequency control, and blackstart.

Energy Transfers

SaskPower has three interfaces with its neighboring areas. The interface with Manitoba is currently the largest of the three interfaces and is the only interface with long-term firm contracts. Capacity

transfers from Manitoba would be limited in the event of a prior outage of tie lines between SaskPower and Manitoba Hydro as well as nearby transmission facilities supporting the interface. This could only impact reliability if it is coincident with the extreme winter or summer peak demand and a prior outage of one or more larger generating units in Saskatchewan. Risk mitigation measures are in place through SaskPower's emergency operating procedure that will allow measures such as short-term imports from available interfaces, initiating DR, and short-term load shedding.

According to the NERC's *ITCS Canadian Analysis*, the total simultaneous transfer capability into the Saskatchewan transmission planning region from all its neighbors, including dc-only interties, is 904 MW in the 2024 Summer and 893 MW in the 2024–2025 Winter. These values translate to approximately 25% of peak summer load and 22% of peak winter load in the analysis years. The interfaces include connections with MRO-SPP, MRO-Manitoba Hydro, and WECC-Alberta.

Transmission

SaskPower's major transmission projects in the first five years of the assessment period are related to the interconnection expansion with SPP and the 500 MW of new transmission service. This includes two new international power lines between Saskatchewan and North Dakota. Within Saskatchewan, a total of approximately 180 km of new 230 kV lines, a new 230 kV transmission station, expansion of several existing transmission stations, installation of two phase-shifting transformer interfaces, and two STATCOMs are being added. The remaining transmission projects (approximately 410 circuit km) will be in the planning or conceptual phases in the 5-to-10-year timeframe. These projects are driven by load growth, new generation additions, and reliability needs. SaskPower has historically experienced transmission limitations for existing generation deliverability in the southwest part of the province during prior outages of major transmission facilities.

Transmission infrastructure is being developed to reinforce the Northern Transmission System. SaskPower's Northern System is not directly connected to the Southern grid, so significant load growth in the North will also require additional generation to supply the additional loads. SaskPower is looking at different ways to supply the generation to this load, including wheeling power from the South to the North through adjacent areas and temporary generation until a more permanent solution can be implemented. Planning for these projects is being driven, in part, by a projected increase in mining activity and associated development in Saskatchewan's remote northern region. Reliable power supplies for new loads in the north will require significant transmission development.

Reliability Issues

As SaskPower is planning on constructing a significant number of transmission facilities, growing supply chain issues may affect project schedules because of long lead times for major system components. SaskPower is identifying and initiating projects earlier that may require longer lead time and is advancing procurement as necessary.

It has been noted that there is an interdependency between Southeast Saskatchewan's power generation and natural gas production. Saskatchewan's pipeline utility, SaskEnergy, has completed analysis on how its system will respond to a loss of natural gas receipts during a power outage in this region as potential incremental demand is added. Both SaskPower and SaskEnergy have incorporated the potential challenges identified by that analysis into long-term planning and mitigation efforts.

SaskPower has been recently observing increasing instances of unscheduled flows on its interface with SPP and Manitoba Hydro. SaskPower is coordinating this on a regional basis with Manitoba Hydro, SPP and MISO to monitor and address the impact.



MRO-SPP

The Southwest Power Pool (SPP) PC footprint covers 546,000 square miles and encompasses all or parts of Arkansas, Iowa, Kansas, Louisiana, Minnesota, Missouri, Montana, Nebraska, New Mexico, North Dakota, Oklahoma, South Dakota, Texas, and Wyoming. The SPP long-term assessment is reported based on the PC footprint, which touches parts of the Midwest Reliability Organization Regional Entity and the WECC Regional Entity. The SPP assessment area footprint has approximately 61,000 miles of transmission lines, 756 generating plants, and 4,811 transmission-class substations, and it serves a population of more than 18 million.

Demand, Resources, and Reserve Margins

Quantity	2026	2027	2028	2029	2030	2031	2032	2033	2034	2035
Total Internal Demand	57,479	59,121	60,689	62,766	64,475	66,283	66,982	67,570	68,049	68,622
Demand Response	2,138	2,162	2,332	2,508	2,509	2,511	2,513	2,514	2,718	2,720
Net Internal Demand	55,340	56,959	58,357	60,258	61,966	63,772	64,469	65,056	65,331	65,902
Additions: Tier 1	1,808	3,020	3,685	4,251	4,815	4,866	5,344	5,344	5,344	5,344
Additions: Tier 2	2,436	6,104	8,948	15,659	21,487	23,345	25,664	27,277	27,877	28,627
Additions: Tier 3	0	0	0	0	0	0	0	0	0	0
Net Firm Capacity Transfers	-18	-78	-78	-78	-78	-79	-79	-79	-79	-79
Existing-Certain and Net Firm Transfers	71,475	71,224	71,232	71,127	71,146	71,115	71,135	71,106	71,105	71,106
Anticipated Reserve Margin (%)	32.4%	30.3%	28.4%	25.1%	22.6%	19.1%	18.6%	17.5%	17.0%	16.0%
Prospective Reserve Margin (%)	34.9%	37.3%	38.2%	45.2%	50.9%	48.7%	51.5%	51.8%	51.8%	50.6%
Reference Margin Level (%)	19.0%	19.0%	19.0%	19.0%	19.0%	19.0%	19.0%	19.0%	19.0%	19.0%

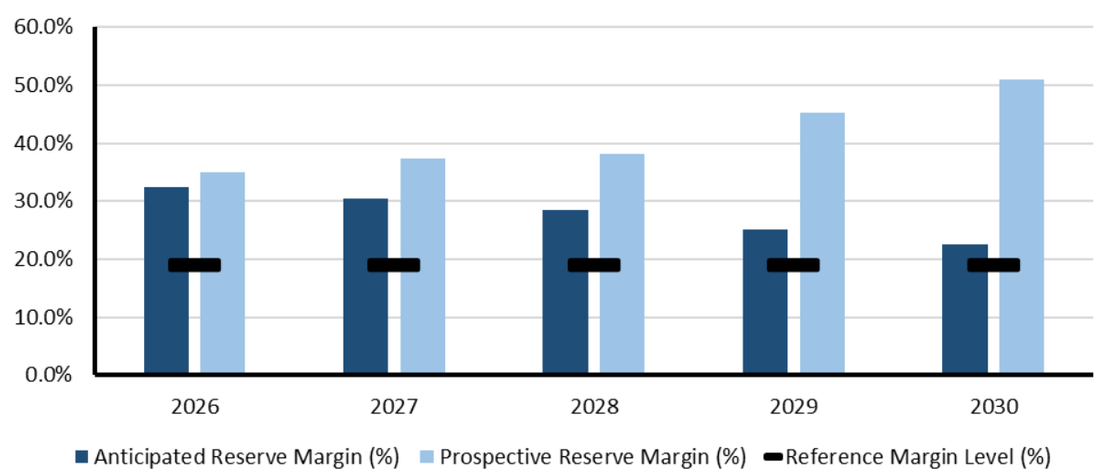

Planning Reserve Margins

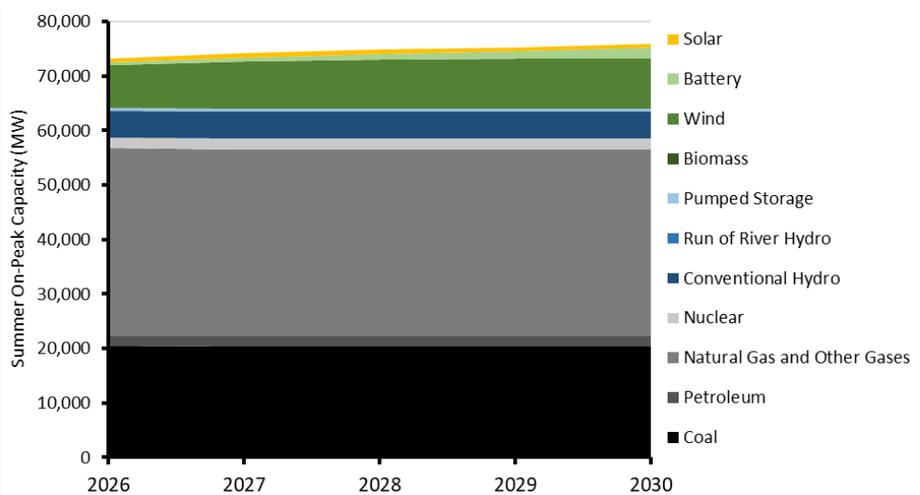

Existing and Tier 1 Resources

MRO-SPP Highlights

- The SPP assessment area peak demand occurs during the summer season; the 2025 net internal demand forecast over the 10-year time frame is projected to peak at 65,902 MW, which is a 16% increase to the all-time summer peak that SPP saw in 2023.
- SPP is seeing a slowing in retirements due to the projected PRM increases along with the separate seasonal PRM and accreditation requirements that are planned to be implemented in 2026.
- The existing-certain and net firm transfers reserve margin for the SPP assessment area is projected to fall below the current summer season PRM requirement in 2029.

MRO-SPP Projected Generating Capacity by Energy Source in Megawatts (MW)					
	2026	**2027**	**2028**	**2029**	**2030**
Coal	20,473	20,440	20,440	20,428	20,428
Coal*	19,187	19,154	18,086	18,075	18,075
Petroleum	1,824	1,827	1,827	1,827	1,829
Petroleum*	1,824	1,771	1,771	1,771	1,774
Natural Gas	34,525	34,303	34,303	34,265	34,265
Natural Gas*	34,363	33,662	33,550	33,512	33,268
Biomass	35	35	35	35	35
Solar	700	700	700	700	700
Wind	7,831	8,581	9,044	9,134	9,191
Conventional Hydro	4,925	4,993	5,009	5,026	5,030
Pumped Storage	456	456	456	415	460
Nuclear	1,945	1,945	1,945	1,945	1,945
Other	281	281	281	281	281
Battery	379	833	1,027	1,472	1,949
Total MW	73,429	74,450	75,123	75,584	76,168
Total MW*	71,981	72,467	71,960	72,422	72,762
***Capacity with additional generator retirements.** Generators that have announced plans to retire but have yet to give formal notice to SPP are removed from the resource projection where marked.					

MRO-SPP Assessment

Planning Reserve Margins

The existing-certain and net firm transfers reserve margin for the SPP assessment area is projected to fall below the current summer season PRM requirement in 2029. SPP has approved a non-coincident 16% PRM for the 2026 Summer season and a 36% PRM for the 2026–2027 Winter season. Additionally, a non-coincident 17% PRM for the 2029 Summer season and 38% PRM for the winter season was approved as well. The PRM increases are not reflected in the *2025 LTRA* as they are tied to policies that are still before FERC. Based on resources submitted in the ARM calculation, including the impact of retirements, SPP is forecasted to drop below the current 19% RML in 2032 and remain below that RML for the remainder of the 10-year horizon.

Non-Peak Hour Risk, Energy Assurance, Probabilistic-Based Assessments

SPP is performing a yearly energy adequacy assessment and assessment of adequacy of reliability attributes, which will be presented to SPP stakeholders. The results will also be used to perform for all reliability attributes a biennial assessment of the need for new market products, changes to market functionality, and changes to resource adequacy policies or requirements. Results of the biennial reassessment will be provided to impacted SPP stakeholder groups and the Regional State Committee (RSC).

Southwest Power Pool (SPP) performs an LOLE analysis every two years to determine the adequate amount of planning reserves needed to maintain a reliability metric of one day (or less) in ten years. SPP's 2023 LOLE study supported much of the demand forecast presented in NERC's *2024 LTRA* and demonstrated how the PRM could be impacted materially depending upon how much loss of demand risk was planned for each season (winter or summer). Directed by the RTO's Resource and Energy Adequacy Leadership Team, SPP completed an out-of-cycle 2024 LOLE analysis published in April 2025 to develop a recommendation for 2029 seasonal PRMs. This study and its results are based on the 2024 member-submitted forecast for the resource mix and demand, using the 2023 LOLE study assumptions. Member-submitted demand forecast increased approximately 5% in summer and 6% in winter for planning year 2029.

ProbA Results

The 2025 ProbA study was performed on assumptions, and the accompanying methodology reflects methods used in SPP's LOLE studies, which have been thoroughly vetted through the SPP stakeholder process. Study improvements include additional weather years, seasonal forced outage modeling from the previous NERC probabilistic study, and incremental cold weather outages. More information on improvement and methodology can be found in SPP's LOLE study reports.

There was no observed unserved energy for years two and four of the base-case analysis for the SPP assessment area. This is most likely attributed to an increase of conventional thermal generations more than that of renewable resources and the delayed retirements of other thermal resources to meet the increasing projected demand needs. Since there are no observed load-loss events, additional reporting is not provided.

Base-Case Summary of Results			
	2026*	**2027**	**2029**
EUE (MWh)	0	0	0
NEUE (ppm)	0.00	0.00	0.00
LOLH (hours per Year)	0.00	0.00	0.00
***Provides the 2024 ProbA Results for Comparison**			

Demand

The SPP assessment area is a summer-peaking region and currently relies on the forecast submitted by the load responsible entities in the annual resource adequacy process. The 2025 net internal demand forecast over the 10-year time frame is projected to peak at 65,902 MW, which is a 16% increase to the all-time summer peak that SPP saw in 2023. Although actual demand is very dependent on weather conditions and typically includes the effects of interruptible loads, forecasted net internal demands are based on a 10-to-30-year average of summer weather, or 50/50 weather. Some SPP RTO members base their peak load forecasts on a 50% confidence level, as approved by their respective state commission(s). This means the actual weather on the peak summer day is expected to have a 50% likelihood of being hotter and a 50% likelihood of being cooler than the weather assumed in deriving the load forecast. SPP RTO members make economic assumptions in their individual forecasting methods as well consider the effects of non-controllable or dispatchable programs and resources within their area. One risk that SPP has noted is that the aggregated noncoincident demand forecast submitted by members in recent years, which is based on a 50/50 forecast and is weather normalized, is tracking at a lower demand level than what the BA has seen in recent peak season.

Although SPP's energy projections for resource adequacy purposes differ from load interconnection process set forth in the SPP OATT, the SPP Assessment Area has received new load requests for data center, pipeline, oil and gas, irrigation and industrial load. While these loads represent above average load growth in areas, some of the load due to oil and gas exploration have decreased. Of current concern is the projected growth in the crypto load area and how much of that will turn into demand growth outside of the DR arena.

Demand-Side Management
SPP RTO members track dispatchable and controllable DR programs, which are used as peak load shaving programs. For resource adequacy purposes, the peak demand can be reduced by the impacts of the programs to determine an appropriate net peak demand for each member. SPP's tariff requires each Load Responsible Entity (LRE) to qualify and test their programs to prove they can meet and maintain the level of reduction submitted annually in the resource adequacy compliance window. SPP is constructing new policy to more appropriately categorize DR based on the flexibility of the program, which will ultimately be reflected in the accreditation process.

Distributed Energy Resources
The SPP assessment area is forecasting ~70 MWs of DERs in the 5–10-year planning horizon. The impacts and assumptions may differ across the planning processes, for instance in some studies they may be used to reduce the load impacts whereas in other studies they may be modeled as a resource that has a high cost associated with it. SPP does not consider the impacts of BTM resource as a load reduction for purposes on resource adequacy compliance.

Generation
In general, SPP is seeing a slowing in retirements due to the projected PRM increases along with the separate seasonal PRM and accreditation requirements that are planned to be implemented in 2026. There has been minimal retirement reported since the *2024 LTRA*, and a number of resources identified in 2024 as being set to retire are now being converted to new fuel, mostly coal to gas.

The *Expedited Resource Adequacy Study* process, approved by FERC in July 2025, is providing an accelerated pathway to interconnection for generation that supports identified resource adequacy needs. The program is yielding additional natural-gas-fired, solar, and battery resource projects in SPP's Tier 2 development queue. Nearly 8 GW of natural-gas-fired generator capacity, 2.2 GW nameplate in solar, and 1.8 GW nameplate in batteries have been added to SPP's Tier 2 queue since July and are not reflected in this year's LTRA. SPP anticipates the first interconnection agreements for *Expedited Resource Adequacy Study* projects will be signed in early 2026, which will qualify these resources for Tier 1 in NERC's reliability assessments and ProbA and count toward ARM.

Energy Storage
There are approximately 57,000 MWs of energy storage and hybrid resources in generator interconnection queues. There are about 50 MWs that are under contract by members across the SPP assessment area and 230 MW of nameplate capacity forecasted for the assessment timeframe. These resources are being modeled as generation in the planning assumptions both near and long term. Due to this limited amount of storage, limited operational impacts have been identified.

Capacity Transfers
Over the assessment time frame, SPP is forecasting, based on submitted member data, to be a net exporter of capacity. In the resource adequacy process, SPP only relies on the imports that have firm transmission service, which is ~2,000 MWs. SPP and ERCOT executed a Coordination Plan, which addresses operational issues for coordination of the dc ties between the Texas Interconnection and Eastern Interconnection, block load transfers (BLT), and switchable generation resources (SWGR). Under the terms of the Coordination Plan, SPP has priority to recall the capacity of any SWGRs that have been committed to satisfying the resource adequacy requirements contained in Attachment AA of the SPP Open Access Transmission Tariff. Annually, SPP and ERCOT update the Coordination Plan based on the latest discussions and business decisions related to resource priority.

Transmission
SPP's 2024 Integrated Transmission Plan (ITP) is the single largest portfolio, in terms of size and value, that SPP has proposed for construction in its 20-year history as a transmission PC. The approved plan includes 89 transmission upgrades needed to address increasing electricity consumption and changes in the region's generating fleet.



NPCC-Maritimes

NPCC-Maritimes is an assessment area that covers the Canadian Maritime provinces—New Brunswick, Nova Scotia, and Prince Edward Island—and the northernmost portion of the U.S. State of Maine. The area covers approximately 150,000 square kilometers (58,000 square miles) and has a total population of nearly 1.9 million people. The New Brunswick Power Corporation (NB Power) is the BA for New Brunswick, Prince Edward Island, and the northern portion of Maine. Nova Scotia Power Inc. (NSPI) is the BA for Nova Scotia. NB Power's system is electrically interconnected with NPCC-Québec and NPCC-New England, and the electric systems in the provinces of Nova Scotia and Prince Edward Island have ties with New Brunswick but no direct ties with other assessment areas. Peak electricity demand in NPCC-Maritimes occurs during the winter season.

Demand, Resources, and Reserve Margins

Quantity	2026–2027	2027–2028	2028–2029	2029–2030	2030–2031	2031–2032	2032–2033	2033–2034	2034–2035	2035–2036
Total Internal Demand	6,107	6,157	6,194	6,231	6,292	6,346	6,380	6,493	6,579	6,669
Demand Response	264	283	290	291	290	291	290	291	290	290
Net Internal Demand	5,843	5,875	5,904	5,940	6,001	6,055	6,089	6,202	6,289	6,380
Additions: Tier 1	173	179	579	579	579	579	579	579	579	579
Additions: Tier 2	6	367	656	1,492	1,492	1,492	1,492	1,492	1,492	1,492
Additions: Tier 3	0	0	23	101	215	227	239	251	260	260
Net Firm Capacity Transfers	-32	75	145	145	145	145	145	145	145	145
Existing-Certain and Net Firm Transfers	6,673	6,780	6,838	6,727	6,727	6,727	6,621	6,621	6,596	6,707
Anticipated Reserve Margin (%)	17.2%	18.5%	25.6%	23.0%	21.7%	20.7%	18.2%	16.1%	14.1%	14.2%
Prospective Reserve Margin (%)	17.3%	19.6%	29.2%	27.4%	26.1%	25.0%	22.6%	20.3%	18.3%	18.3%
Reference Margin Level (%)	20.0%	20.0%	20.0%	20.0%	20.0%	20.0%	20.0%	20.0%	20.0%	20.0%

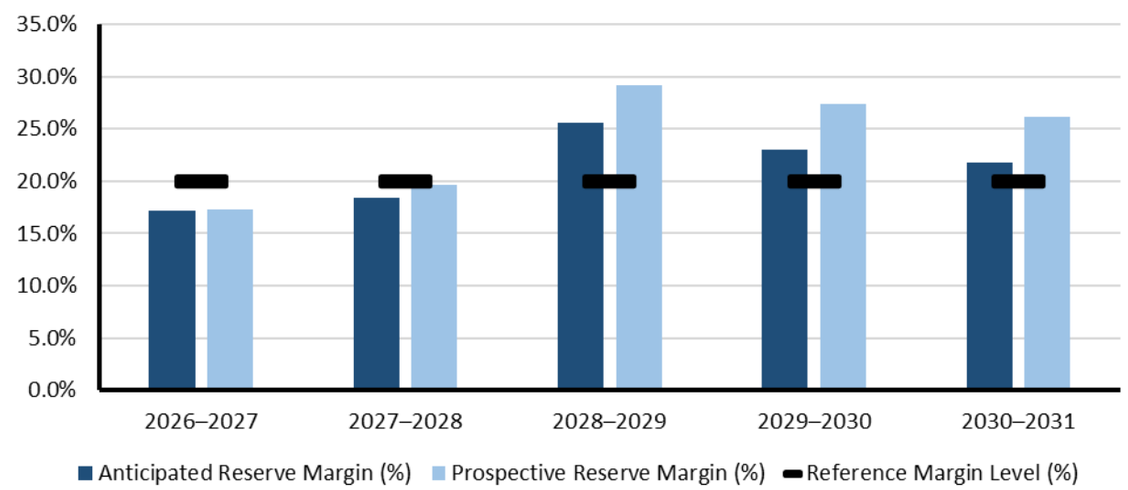

Planning Reserve Margins

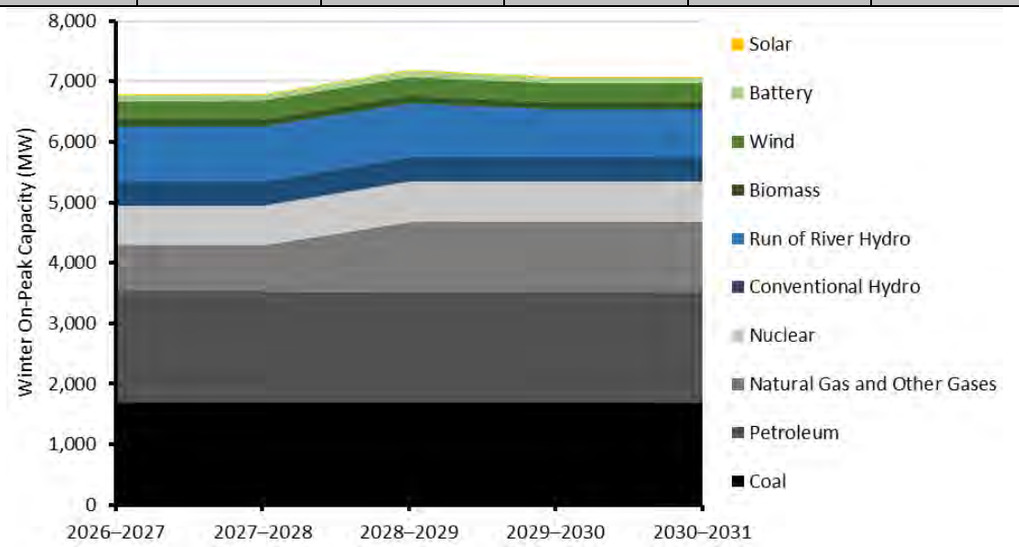

Existing and Tier 1 Resources

NPCC-Maritimes Highlights

- Since the *2024 LTRA*, the overall resource outlook has diminished slightly with smaller peak capacity contributions from certain wind, hydro, and biomass resources through most of the planning period. Starting in 2026, winter peak demand forecasts for this assessment area have risen slightly from the previous year's projection through most years of the planning horizon; however, ARMs are currently projected to remain above the RML of 20% until 2032 when the ARM dips to 18.2%.

NPCC-Maritimes Projected Generating Capacity by Energy Source in Megawatts (MW)					
	2026–2027	**2027–2028**	**2028–2029**	**2029–2030**	**2030–2031**
Coal	1,696	1,696	1,696	1,696	1,696
Coal*	1,696	1,696	1,410	1,003	691
Petroleum	1,831	1,831	1,820	1,820	1,820
Natural Gas	757	757	1,157	1,157	1,157
Biomass	129	129	129	129	129
Solar	10	10	10	10	10
Wind	300	306	306	306	306
Conventional Hydro	395	395	395	395	395
Run of River Hydro	901	901	901	790	790
Nuclear	663	663	671	671	671
Other	98	98	89	89	89
Battery	99	99	99	99	99
Total MW	6,878	6,884	7,272	7,161	7,161
Total MW*	6,878	6,884	6,986	6,468	6,156
*** Capacity with additional generator retirements.** Generators that are being considered for retirement but have not been confirmed are removed from the resource projection where marked.					

NPCC-Maritimes Assessment

Planning Reserve Margins

The RML that is used for evaluating the New Brunswick (NB), Nova Scotia (NS), Prince Edward Island (PEI), and Northern Maine (NM) sub-areas comprising the Maritimes area is 20% of firm load. The 20% criterion is not a mandated requirement. The ARM over the study period for the Maritimes area ranges between 14% to 26% during the winter period and between 74% to 90% during the summer period.

The ARM level during off-peak season for the Maritimes areas ranges between 74% to 90%. During off-peak hours, the Maritimes area has surplus generation available to meet the area's energy needs and hence there are no constraints with converting the capacity to energy during these times.

The two BAs within the Maritimes area, as members of the NPCC, jointly prepare annual interim or comprehensive probabilistic assessment reviews that cover three to five-year forward-looking periods for both the area's transmission system and resource adequacy evaluations. In addition, the Maritimes area also supports NERC's annual seasonal probabilistic assessments which provides an evaluation of generation resource and transmission system adequacy that will be necessary to meet projected seasonal peak demands and operating reserves.

Energy Risk

During off-peak hours, the Maritimes area has surplus generation available to meet the area's energy, needs and hence there are no constraints with converting the capacity to energy during these times.

The two Balancing Authorities within the Maritimes Area as members of the Northeast Power Coordinating Council (NPCC) jointly prepare annual interim or comprehensive probabilistic assessment reviews that cover three- to five-year forward-looking periods for both the area's transmission system and resource adequacy evaluations. In addition, the Maritimes area also supports NERC's annual and seasonal ProbAs, which provide an evaluation of generation resource and transmission system adequacy that will be necessary to meet projected seasonal peak demands and operating reserves.

ProbA

For the Maritimes area, the ProbA indicates elevated levels of unserved energy in February 2028 due to load growth projections and the characteristics of the resource mix during that period and with a few hours of risk in the shoulder months of December and January.

Annual metrics and requested enhancements including EUE heat maps, loss of load event analysis, and risk period visualizations for both 2027 and 2029 are included in the ProbA appendix.

Base-Case Summary of Results			
	2026*	**2027**	**2029**
EUE (MWh)	**5**	**15**	**7**
NEUE (ppm)	**0.17**	**0.52**	**0.25**
LOLH (hours/year)	**0.09**	**0.25**	**0.10**
*Results from the 2024 ProbA simulations			

Resource additions described in the Generation section below contribute to the improved EUE and LOLH metrics for study year 2029.

Demand

There is no regulatory requirement for a single authority to produce a forecast for the whole Maritimes area. The peak area demand occurs in winter and is highly reliant on the forecasts of the two largest sub-areas of NB and NS, which are historically highly coincidental. Demand for the Maritimes area is determined to be the non-coincident sum of the peak loads forecasted by the individual sub-areas. The aggregated growth of both demand and energy for the combined sub-areas see an upward trend over summer and winter seasonal periods of the LTRA assessment period.

The Maritimes area peak loads are expected to increase by 8% during summer and by 10% during winter seasons over the 10-year assessment period. This translates to compound average growth rates of 0.8% in summer and 1% in winter. The Maritimes area annual energy forecasts are expected to increase by a total of 6.6% during the 10-year assessment period for an average growth of 0.7% per year. Demand and energy forecasts have risen since the *2024 LTRA*, due in large part to rural-to-metropolitan population migration and the proliferation of heat pump technology in local areas previously heated by fossil fuels, primarily in the PEI region.

Demand-Side Management

Plans to develop up to 100 MW by 2030–2031 of controllable direct load control programs using smart grid technology to selectively interrupt space and/or water heater systems in residential and commercial facilities are underway but no specific annual demand and energy saving targets currently exist. During the 10-year LTRA assessment period in the Maritimes area, annual amounts for summer peak demand reductions associated with EE and conservation programs rise from 21 MW to 147 MW

while the annual amounts for winter peak demand reductions rise from 177 MW to 652 MW. [37] The total controllable and dispatchable DR increases from 328 MW to 337 MW in the summer period while increasing from 248 MW to 290 MW in the winter period.

Distributed Energy Resources

The DER installed capacity in NS is approximately 300 MW at present, including distribution-connected wind projects under purchase power agreements, small community wind projects under a feed-in tariff and BTM solar.

LTRA wind capacity for NB, NS, and PEI is de-rated between 18% and 33% using probabilistic methods to calculate equivalent perfect capacities for each sub-area excluding NM, which uses seasonal capacity factors. Behind-the-meter (BTM) solar is assumed to have an ELCC of 0% during the winter period. The Maritimes area has shown embedded BTM solar PV projections of 204 MW in 2025 rising to 1,261 MW by 2035. These projects include distributed small-scale solar (mainly rooftop) projects that fall under the net metering program and serve as a reduction in load mainly in the residential class. The forecasted increase in solar installations in the coming years is a result of initiatives including municipal and provincial incentive programs. There is no capacity contribution from solar generation due to the timing of area's system peak which occurs either before sunrise or after sunset in the winter period.

Generation

NB plans to extend 28 MW diesel fired generator starting in 2025 and recently upgraded 277 MW of natural-gas-fueled resource completed in 2023. An anticipated replacement PPA contract, a long-term firm energy contract from neighboring jurisdiction, and opportunities to buy in day-ahead and real-time markets will be utilized to maintain the overall resource adequacy.

In New Brunswick, Tier 1 resources include 63 MW (installed capacity) of wind and 400 MW of combustion turbines. Tier 2 resources include 546 MW of wind resources and 72 MW of biomass.

In Nova Scotia, Tier 1 resources include wind projects with a total installed capacity of 635MW phased-in from 2025–2027. These projects include 306 MW as part of the provincial Rate Base Procurement program, a 168 MW wind project, a 12.5 MW wind project, and a 148 MW wind project under the Renewable to Retail tariffs. Tier 1 resources in NS also include a 150 MW battery (2025–2026). Tier 2 resources in NS include 600 MW of combustion turbines (2027–2029); a 150 MW conversion of a coal-fired unit to natural gas (2028); 459 MW conversion of coal-fire units to oil (2030); 250 MW of batteries (2027–2029); 262 MW of wind projects as part of the provincial Green Choice Program (2028–2029); and approximately 100 MW of solar independent power producer (IPP) projects (2026-2029) with an ELCC of 0%. Tier 3 resources in NS include new wind generation with a nameplate capacity of 1400 MW phased in from 2029-2034.

PEI has 30 MW installed capacity of tier 2 wind, 111 MW tier 3 wind, 140 MW of tier 3 Petroleum based generation and 10 MW of tier 3 batteries.

NB de-rates its wind capacity using a calculated year-round equivalent capacity of 22%. NS and PEI de-rate wind capacity to 18% and 17% respectively of nameplate based on year-round calculated equivalent load carrying capabilities for their respective individual sub areas. The peak capacity contribution of grid based solar is estimated at zero since the Maritimes Area peak occurs in the winter either before sunrise or after sunset.

Energy Storage

NS Power includes a 150 MW (4-hour duration) nameplate standalone battery resource as a Tier 1 resource (2025–2026) and a 250 MW (4-hour duration) nameplate capacity standalone battery resource added as a Tier 2 resource (2027–2029). These grid scale projects will support the integration of new renewable generation, provide energy arbitrage and resiliency services, and provide firm capacity and fuel savings.

PEI includes a 10 MW nameplate capacity hybrid energy storage as a Tier 3 resource starting summer of 2028.

NB Power has not included any energy storage resources in the *2025 LTRA* submission; however, the value of energy storage options is expected to increase as the technology improves and as NB's smart grid network develops. NB Power issued a request for expressions of interest (REOI) for new renewable generation sources, including 200 MW wind, 15 MW solar, 5 MW tidal, and 50 MW 4-hour duration battery storage in February 2023. Under this program, NB Power expects uptake in new energy storage projects in the coming years. Internal pilot projects and studies are underway to understand the economics, application, and performance of battery storage resources. Ongoing internal analyses are conducted by NB Power to determine the cost and benefit associated with battery storage options and dispatching these resources to reduce/shift peaks and/or balance intermittent resources such as wind to provide additional flexibility to the system.

[37] Current and projected EE effects based on actual and forecasted customer adoption of various DSM programs with differing levels of impact are incorporated directly into the load forecast for each of the areas but are not separately itemized in the forecasts. Since controllable space and water heaters will be interrupted via smart meters, the savings attributed to these programs will be directly and immediately measurable.

Capacity Transfers
Probabilistic studies show that Maritimes area is not reliant on inter-area capacity transfers to meet NPCC resource adequacy criteria.

Transmission
NS has multiple new transmission line projects compared to the 2025 LTRA, most being shorter runs to enable the connection of renewable resources, with one major project of 165 miles designed to improve the reliability of the existing tie between NS and NB.

Reliability Issues
The Maritimes area has a diversified mix of capacity resources fueled by oil, coal, hydro, nuclear, natural gas, wind (de-rated), dual fuel oil/gas, tie benefits, and biomass with no one type feeding more than about 32% of the total capacity in the area. The Maritimes area does not anticipate fuel disruptions that pose significant challenges to resource during the assessment period.



NPCC-New England

NPCC-New England is an assessment area consisting of the states of Connecticut, Maine, Massachusetts, New Hampshire, Rhode Island, and Vermont served by ISO New England Inc. (ISO-NE). ISO-NE is a regional transmission organization responsible for the reliable day-to-day operation of New England's bulk power generation and transmission system, administration of the area's wholesale electricity markets, and management of the comprehensive planning of the regional BPS.

The New England BPS serves approximately 14.5 million customers over 68,000 square miles.

Demand, Resources, and Reserve Margins

Quantity	2026	2027	2028	2029	2030	2031	2032	2033	2034	2035
Total Internal Demand	24,877	24,945	25,124	25,347	25,557	25,821	26,123	26,486	26,897	27,331
Demand Response	623	544	544	544	544	544	544	544	544	544
Net Internal Demand	24,254	24,401	24,580	24,803	25,013	25,277	25,579	25,942	26,353	26,787
Additions: Tier 1	1,081	2,183	3,543	3,551	3,781	3,781	3,913	3,913	4,263	4,263
Additions: Tier 2	1,113	2,871	4,274	4,687	5,037	5,037	5,037	5,387	5,387	5,387
Additions: Tier 3	872	4,129	10,335	11,426	11,830	12,924	12,924	12,924	12,924	12,924
Net Firm Capacity Transfers	567	465	84	84	84	84	84	0	0	0
Existing-Certain and Net Firm Transfers	27,607	27,505	27,124	27,124	27,124	27,124	27,124	27,040	27,040	27,040
Anticipated Reserve Margin (%)	18.3%	21.7%	24.8%	23.7%	23.6%	22.3%	21.3%	19.3%	18.8%	16.9%
Prospective Reserve Margin (%)	33.2%	43.7%	52.3%	52.7%	53.7%	52.1%	50.8%	49.7%	48.7%	46.3%
Reference Margin Level (%)	13.4%	13.0%	13.0%	13.0%	13.0%	13.0%	13.0%	13.0%	13.0%	13.0%

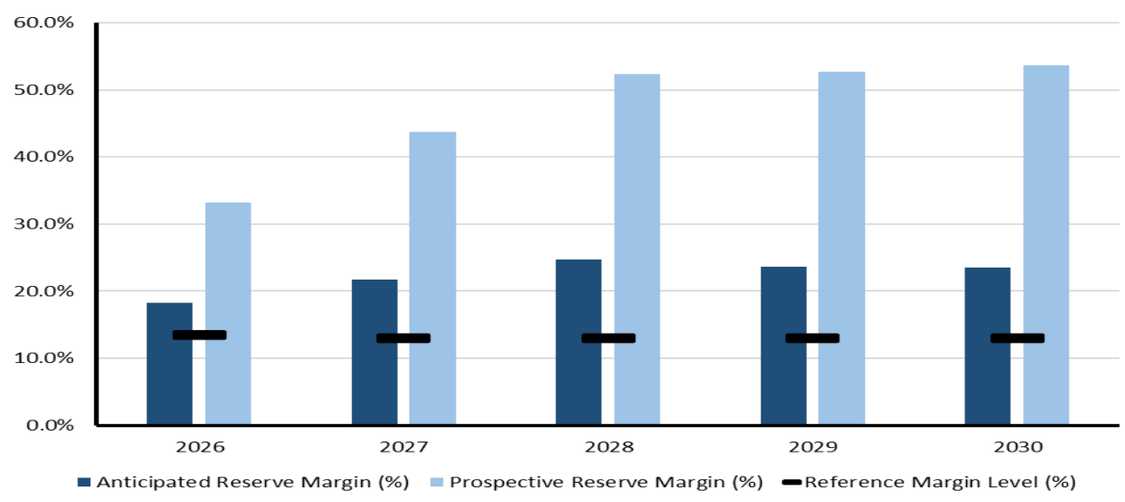

Planning Reserve Margins

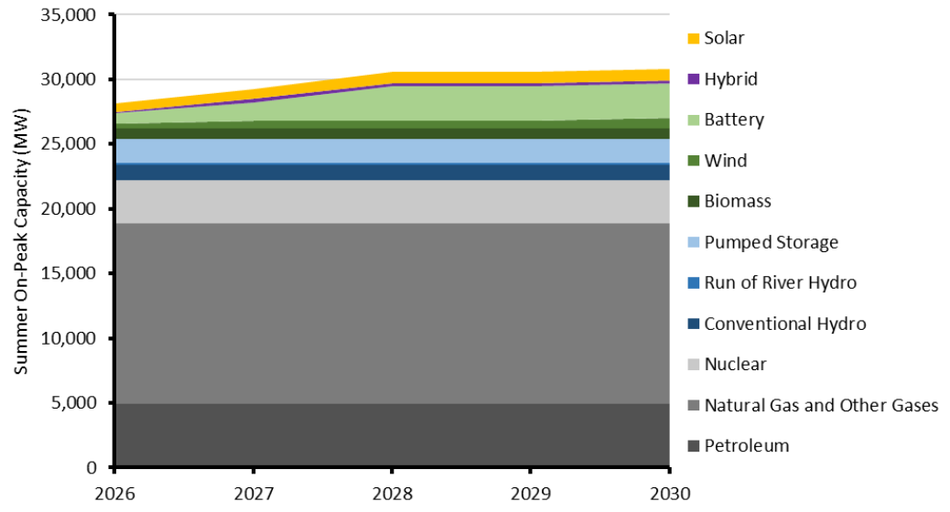

Existing and Tier 1 Resources

NPCC-New England Highlights

- New England is forecast to have sufficient seasonal ARMs needed to meet consumer demand for electric energy for the entire assessment period (2026–2035) and not require any Tier 2 resources.
- Ongoing developments of wind facilities and a new interregional tie with Canada (the New England Clean Energy Connect) as well as new technologies (such as longer-duration electricity storage) will likely continue the trend toward a cleaner, albeit more complex, power system. ISO-NE is addressing the issues brought on by grid transformation through a number of planning, operational, and market measures.
- The summer ARMs do not fall below the annual RMLs for the entire assessment period. The summer ARMs range from a surplus high of 3,213 MW (26% ARM) in Summer 2028 and then decrease each year to a low of 1,356 MW (18% ARM) in 2035.

NPCC-New England Projected Generating Capacity by Energy Source in Megawatts (MW)[38]					
	2026	2027	2028	2029	2030
Petroleum	4,899	4,899	4,899	4,899	4,899
Natural Gas	13,939	13,939	13,939	13,939	13,939
Biomass	776	776	776	776	776
Solar	645	726	864	872	872
Wind	416	622	622	622	852
Conventional Hydro	1,165	1,165	1,165	1,165	1,165
Run of River Hydro	179	179	179	179	179
Pumped Storage	1,864	1,864	1,864	1,864	1,864
Nuclear	3,351	3,351	3,351	3,351	3,351
Hybrid	96	287	287	287	287
Battery	791	1,416	2,638	2,638	2,638
Total MW	28,121	29,223	30,584	30,591	30,821

- The winter ARMs do not fall below the annual RMLs for the entire assessment period.

[38] MW totals reflect existing and Tier 1 generation. Generator retirements in this timeframe would be captured if a resource submits a retirement request through the ISO-NE capacity market.

NPCC-New England Assessment

The summer ARMs do not fall below the annual RMLs for the entire assessment period. The summer ARMs range from a surplus high of 3,213 MW (26% ARM) in Summer 2028 and then decrease each year to a low of 1,356 MW (18% ARM) in 2035.

The winter ARMs do not fall below the annual RMLs for the entire assessment period. The winter ARMs range from a surplus high of 10,651 MW (66% ARM) in winter 2027–28 and then decrease each year to a surplus low of 4,522 MW (30% ARM) in winter 2035–36. The larger surpluses during winter (vs. summer) reflect the fact that New England is currently summer-peaking.

With the continued development of renewable and clean energy resources, the system will continue to emit lower air emissions.

Planning Reserve Margins

ISO-NE's installed capacity requirement (ICR) is based on the capacity needed to meet NPCC's resource adequacy reliability criterion. The ICR varies from year to year depending on projected system conditions. The ICR is calculated on an annual basis, in advance of the capacity auctions for each Capacity Commitment Period (CCP). The latest ICR calculations result in an LTRA annual RML of 13% in 2026 and 2027, expressed in terms of the annual 50/50 peak demand forecast. For the years 2028 through 2035, ISO-NE continued to use the last available RML value of 13%.

Energy Risks (Including Non-Peak Hour Risk)

ISO-NE routinely prepares a 21-day energy assessment forecast and report. These forecasts incorporate weather, transmission topology, resource capability and availability, fuel inventories and constraints, and projected imports/exports. If the regional supply/demand balance is projected to be negative, then projected energy deficiencies can trigger energy alerts or energy emergencies that are then disseminated to market participants and federal and state regulators. This early notification of potential electricity shortages should incentivize market participants to procure whatever is necessary (fuel) to follow future ISO dispatch orders. ISO-NE publishes its 21-day energy assessments every 2 weeks during spring, summer, and fall and then increases these publications to weekly (and/or daily if necessary) during the winter.

ISO-NE worked with the Electric Power Research Institute (EPRI) to develop the Probabilistic Energy Adequacy Tool (PEAT) framework. The modeling results for the near-term PEAT assessments show for Summer 2027 that no energy shortfalls were observed in any of the events. One operating reserve shortfall was observed within a long-duration heat wave coincident with low wind scenario. For Winter 2027, a range of energy shortfall risks and associated probabilities were observed:

- The energy shortfall risk appears manageable over a 21-day period.
- These modeling results are consistent with the significant quantities of PV (BTM and utility scale), wind, and energy/electricity storage expected while experiencing minimal load growth.
- Operating risks may be mitigated by incremental imports from large inter-area transmission interconnects.

The modeling results for Summer 2032 also show that no energy shortfalls were observed in any of the hours of the 21-day period and only 1 hour of 30-minute reserve shortfall was observed. Baseline studies of Summer 2032 events indicate an energy shortfall risk similar to that of Summer 2027 events.

The modeling results for Winter 2032 show that the energy adequacy risk profile is dynamic and will be a function of the evolution of both supply and demand profiles. These results also reveal the range of energy shortfall risk under a variety of resource mix and demand assumptions. In terms of magnitude and probability, baseline studies of Winter 2032 events indicate an energy shortfall risk profile akin to that of Winter 2027 event studies.

Probabilistic Assessments (ProbA and Other Studies)

In conjunction with NPCC, ISO-NE conducts annual probabilistic resource adequacy assessments to identify regional capacity resource needs and to comply with NPCC/NERC reliability criterion/requirements. In the transmission assessment domain, revisions to ISO-NE planning processes reflect the changing resource characteristics, probabilistic study assumptions, and changes to national and regional criteria. Coordinated transmission planning activities with neighboring systems will continue in support of the New England states' policy objectives of providing access to a greater diversity of clean energy resources and to comply with environmental regulations.

New England is a summer-peaking area. For the ProbA years, New England presents negligible risks in 2027 and very low risk in 2029 based on the ProbA results shown below.

NPCC New England Base-Case Summary of Results			
	2026*	**2027**	**2029**
EUE (MWh)	10.7	0.1	1.8
NEUE (ppm)	0.1	0.0	0.0
LOLH (hours per Year)	0.1	0.0	<0.1
* Provides the 2024 ProbA results for Comparison			

EUE Heat Map – 2029

For the 2029 summer season, the highest EUE risks are driven by high demand and low resources availability.

Month \ Hour	0	1	2	3	4	5	6	7	8	9	10	11	12	13	14	15	16	17	18	19	20	21	22	23
3	0%	0%	0%	0%	0%	0%	0%	0%	0%	0%	0%	0%	0%	0%	0%	0%	0%	0%	0%	0%	0%	0%	0%	0%
4	0%	0%	0%	0%	0%	0%	0%	0%	0%	0%	0%	0%	0%	0%	0%	0%	0%	0%	0%	0%	0%	0%	0%	0%
5	0%	0%	0%	0%	0%	0%	0%	0%	0%	0%	0%	0%	0%	0%	0%	0%	0%	0%	0%	0%	0%	0%	0%	0%
6	0%	0%	0%	0%	0%	0%	0%	0%	0%	0%	0%	0%	0%	0%	0%	0%	0%	0%	0%	0%	0%	0%	0%	0%
7	0%	0%	0%	0%	0%	0%	0%	0%	0%	0%	0%	0%	0%	0%	0%	2%	10%	33%	24%	1%	0%	0%	0%	0%
8	0%	0%	0%	0%	0%	0%	0%	0%	0%	0%	0%	0%	0%	0%	0%	0%	5%	19%	5%	0%	0%	0%	0%	0%
9	0%	0%	0%	0%	0%	0%	0%	0%	0%	0%	0%	0%	0%	0%	0%	0%	0%	0%	0%	0%	0%	0%	0%	0%
10	0%	0%	0%	0%	0%	0%	0%	0%	0%	0%	0%	0%	0%	0%	0%	0%	0%	0%	0%	0%	0%	0%	0%	0%
11	0%	0%	0%	0%	0%	0%	0%	0%	0%	0%	0%	0%	0%	0%	0%	0%	0%	0%	0%	0%	0%	0%	0%	0%
12	0%	0%	0%	0%	0%	0%	0%	0%	0%	0%	0%	0%	0%	0%	0%	0%	0%	0%	0%	0%	0%	0%	0%	0%
1	0%	0%	0%	0%	0%	0%	0%	0%	0%	0%	0%	0%	0%	0%	0%	0%	0%	0%	0%	0%	0%	0%	0%	0%
2	0%	0%	0%	0%	0%	0%	0%	0%	0%	0%	0%	0%	0%	0%	0%	0%	0%	0%	0%	0%	0%	0%	0%	0%

The figure below illustrates hourly demand and resource projections for the highest EUE day in 2029.

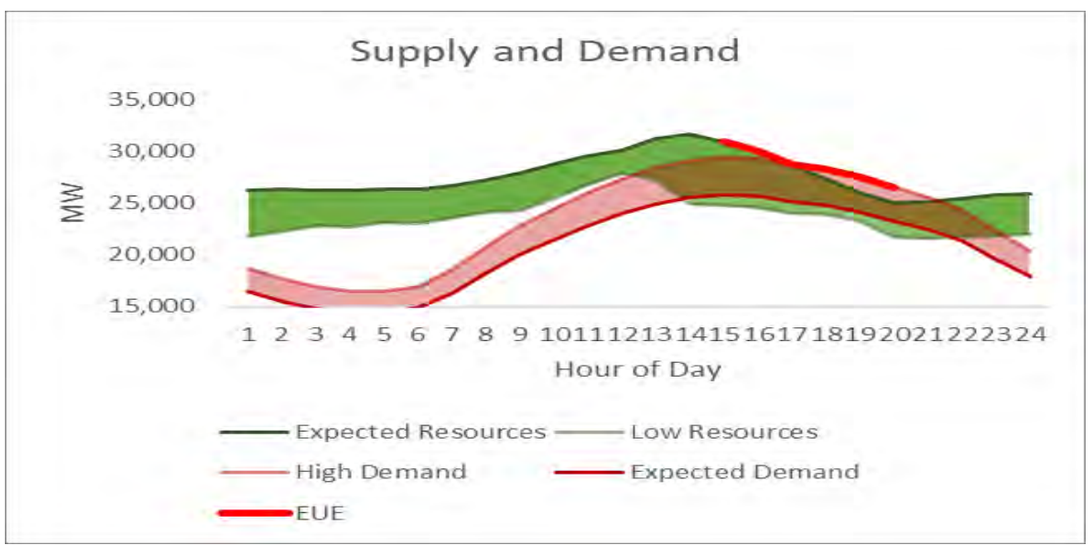

Demand

For its 2025 forecast, ISO-NE has updated its long-term forecast methodology to include hourly modeling of all load components, incorporation of climate-adjusted weather in forecast simulation, redefinition of gross load to reflect reconstitution for BTM solar PV (BTM PV) only, and an expanded forecast horizon that extends to 2045. This new base load forecast also already implicitly accounts for the load reduction from EE.

Over the 10-year LTRA planning horizon, the forecast net internal summer peak demand increases by 2,094 MW from 24,803 MW in 2025 to 26,897 MW in 2034. The corresponding net internal winter peak demand increases by 5,964 MW from 20,056 MW in 2025–26 to 26,020 in 2034–35. Net energy for load is forecast to grow by 13,403 GWh from 117,262 GWh in 2025 to 130,665 GWh in 2034. These peak growth projections have not changed significantly since the *2024 LTRA*. The energy growth projection has decreased as well since the *2024 LTRA*.

The higher winter peak growth rate due to anticipated electrification results in convergence with summer peak projections by the end of the 10-year period, such that New England's transition to a winter-peaking system is currently anticipated by the mid-2030s. It is also expected that the timing of the peaks will likely occur in the morning by that time, with heating electrification in particular inducing a greater tendency for morning peaks due to electrified residential and commercial heating.

Demand-Side Management (DR/DSM)/Distributed Energy Resources (DER)

For Summer 2026, ISO-NE forecasts 623 MW of controllable and dispatchable DR/DSM resources, which is projected to decrease to 544 MW by the summer of 2027. That value is then held constant through the rest of the assessment period.

For summer months, the results of the BTM PV forecast are incorporated into the ISO-NE gross demand forecast as estimated reductions in demand. In the summer of 2026, New England is expected to have 1,759 MW (5,093 MW nameplate) of BTM PV. BTM PV is forecast to grow to 1,942 MW (7,359 MW nameplate) by 2031. The winter capacity contribution for BTM PV resources is currently 7 MW (5,372 MW nameplate) in the winter of 2026–27 and increases to 521 MW (9,360 MW nameplate) in the winter of 2035–36.

In 2024, ISO-NE developed a new Planning Procedure 12 entitled *Data Collection for Distributed Energy Resources* to formalize and standardize data collection for DERs. Under this new planning procedure, distribution providers are responsible for providing installation-level data on DERs connected to their system (these DERs do not include DR, controllable loads, or other load modifiers). Additionally, transmission providers are responsible for providing data to translate feeder IDs into substation names and other useful identifying information. Among the other benefits, this planning procedure will allow for proper accounting of the location, size, and type of DER, which will lead to more accurate operational and planning studies.

Generation

The two largest changes that will impact New England's generation fleet are the changes to the methodology for capacity accreditation and the development of a seasonal, prompt capacity market. Efforts are underway to change the timing and commitment horizons of capacity auctions to

seasonal/prompt in preparation for the evolving resource mix the Capacity Auction Reforms Key Project.

While ISO-NE does not expect any reliability impacts due to the retirement of any one single unit or station, the past and future retirements of dispatchable, fossil-fueled capacity, with on-site fuel inventories, as well as potential nuclear plant retirements, continue to exacerbate known winter reliability issues related to natural gas availability.

Energy Storage

New England has a total of 2,331 MW/2,110 MW (summer/winter rating) of energy storage capacity. Among the largest energy storage resource(s) in New England are three pumped-storage hydro-electric facilities that can supply a combined 1,864 MW / 1,861 MW (summer/winter rating) of quick-start 10-minute operating reserve capability, and with full reservoirs, can produce over 11,800 MWh of energy.

New England currently has 467 MW/249 MW (summer/winter rating) of electricity storage, including traditional battery storage along with integrated hybrid and co-located hybrid electricity storage.

As of April 1, 2025, there were 16,885 MW (summer ratings) of electricity storage devices (batteries, integrated-hybrid, and co-located-hybrid) that have submitted interconnection requests for installation over the next five years under the combined resource categories of Tier 1 at 2,658 MW, Tier 2 at 3,258 MW, and Tier 3 at 10,969 MW.

No new pumped-storage facilities are planned for the region. Over the next 10 years, those total Tier 1–3 capacities do not increase/decrease from their 5-year projection.

Capacity Transfers (Reliance on Assistance)

New England is interconnected to three BAs: Québec, Maritimes, and New York. ISO-NE considers the tie benefits associated with these BAs within its capacity market methodology to meet the regional resource adequacy criterion while preventing over-reliance on such assistance. Assumed assistance from tie benefits ranges from 2,100 MW in 2026 to 2,115 MW in 2027. Aside from such assistance, ISO-NE's firm capacity imports are projected to range from a maximum of 567 MW in the summer of 2026 to 84 MW in the summer of 2028. There is one long-term firm import contract of 84 MW that extends from Summer 2028 through Summer 2032.

Within the *2025 LTRA* Prospective Resources (and Prospective Reserve Margin in the Demand, Resources, and Reserve Margins table), a summer and winter, energy-only contract is identified (i.e., expected imports). These numbers reflect the upcoming commercialization (in late 2025) of the New England Clean Energy Connect (NECEC), a new 1,200 MW tie line connecting Québec to Lewiston, Maine. An off-take 1,090 MW energy-only contract into Maine/New England has been executed. This import of 1,090 MW reflects the average hourly rate of the total annual energy in the contract.

In addition, there are no firm exports identified over the 10-year LTRA summer or winter assessment periods.

Transmission

Transmission expansion in New England has improved the overall level of reliability and resiliency, reduced air emissions, and lowered wholesale market costs by nearly eliminating congestion. Generator retirements, off-peak system needs, the growth of DERs and VERs that use inverter-based technology and changes to mandatory planning criteria promulgated by NERC and NPCC have driven the need for increasingly complex transmission assessments.

The future reliable and economic performance of the system is expected to continue to improve because of planned transmission upgrades over the next 10 years. Generator retirements, the integration of many DERs and VERs, the use of inverter-based technologies, and issues arising from minimum load assessments and high-voltage conditions are changing the needs for reliability-based transmission upgrades. In addition, transmission improvements will also be needed to support state policies to access remotely located sources of clean energy and serve increased load as transportation and heating are electrified. ISO-NE's longer-term transmission planning process was developed through coordination with NESCOE to create an additional path toward meeting these future system needs.

Reliability Issues

New England's power system is transitioning to a system with unprecedented projected demand growth and a growing number of renewables, clean energy resources, VERs, and DERs. ISO-NE has been engaged in the implementation of revised interconnection standards for VERs and DERs that will ensure overall power system reliability and facilitate the economic development of IBRs.

ISO-NE has observed some delays in projected "in-service" dates for transmission system upgrades due to supply chain issues. In these cases, ISO-NE develops special operating plans to work around any issues caused by these commercialization delays.

New England has already experienced constraints on electric energy production due to the availability of natural gas during winter. In winter, the interstate natural gas pipelines serving New England run full with (firm) gas utility contracts serving their residential, commercial, and industrial (RCI) customers. In response, ISO-NE has been a key player at the national level in promoting electric/gas

communications/coordination, sharing of lessons learned, best practices, and more recently, through the performance of more detailed and in-depth deterministic and probabilistic energy assessments.

The just-in-time delivery of a generator's fuel supply, whether natural gas, wind, or solar, is creating the need for the electric sector to quickly develop ways to retain access to flexible, stored energy/electricity—either through long-term energy/electricity storage solutions that can capture and store renewable power or through the use of flexible, dispatchable resources.

ISO-NE is actively working on numerous major projects as part of its energy transition while ensuring continued reliability. The following is a short list of major projects in which ISO-NE has engaged:

- Capacity Auction Reforms
- Operational Impacts of Extreme Weather Events
- Day-Ahead Ancillary Services Initiative
- 2024 Economic Study
- Extended-Term Transmission Planning Tariff Changes (aka Longer-Term Transmission Planning (LTTP) Tariff Changes)
- Longer-Term Transmission Studies
- Storage As Transmission Only Asset
- FERC Order No. 1920 Project
- FERC Order No. 2023 Project
- FERC Order No. 2222 Project



NPCC-New York

NPCC-New York is an assessment area consisting of the New York ISO (NYISO) service territory. NYISO is responsible for operating New York's BPS, administering wholesale electricity markets, and conducting system planning. NYISO is the only BA within the state of New York. The BPS encompasses over 11,000 miles of transmission lines and 760 power generation units and serves 20.2 million customers. For this LTRA, the established RML is 15%. Wind, grid-connected solar, and run-of-river totals were derated for this calculation. However, New York requires load-serving entities to procure capacity for their loads equal to their peak demand plus an Installed Reserve Margin (IRM). The IRM requirement represents a percentage of capacity above peak load forecast and is approved annually by the New York State Reliability Council (NYSRC). The NYSRC approved the 2025–2026 IRM at 24.4%.

Demand, Resources, and Reserve Margins

Quantity	2026	2027	2028	2029	2030	2031	2032	2033	2034	2035
Total Internal Demand	31,990	32,280	32,410	32,620	32,910	33,190	33,520	33,870	34,170	34,500
Demand Response	989	989	989	989	989	989	989	989	989	989
Net Internal Demand	31,001	31,291	31,421	31,631	31,921	32,201	32,531	32,881	33,181	33,511
Additions: Tier 1	532	1,509	1,660	1,660	1,660	1,660	1,660	1,660	1,660	1,660
Additions: Tier 2	574	1,317	3,642	4,313	4,313	4,313	4,313	4,313	4,313	4,313
Additions: Tier 3	150	1,516	9,280	19,034	25,847	28,035	28,035	28,526	29,009	29,009
Net Firm Capacity Transfers	3,405	3,486	3,486	3,486	3,486	3,486	3,486	3,486	3,486	3,486
Existing-Certain and Net Firm Transfers	37,368	37,449	37,450	37,450	37,450	36,995	36,995	36,995	36,995	36,995
Anticipated Reserve Margin (%)	22.3%	24.5%	24.5%	23.6%	22.5%	20.0%	18.8%	17.6%	16.5%	15.4%
Prospective Reserve Margin (%)	24.1%	28.7%	36.1%	37.3%	36.0%	33.4%	32.1%	30.7%	29.5%	28.2%
Reference Margin Level (%)	15.0%	15.0%	15.0%	15.0%	15.0%	15.0%	15.0%	15.0%	15.0%	15.0%

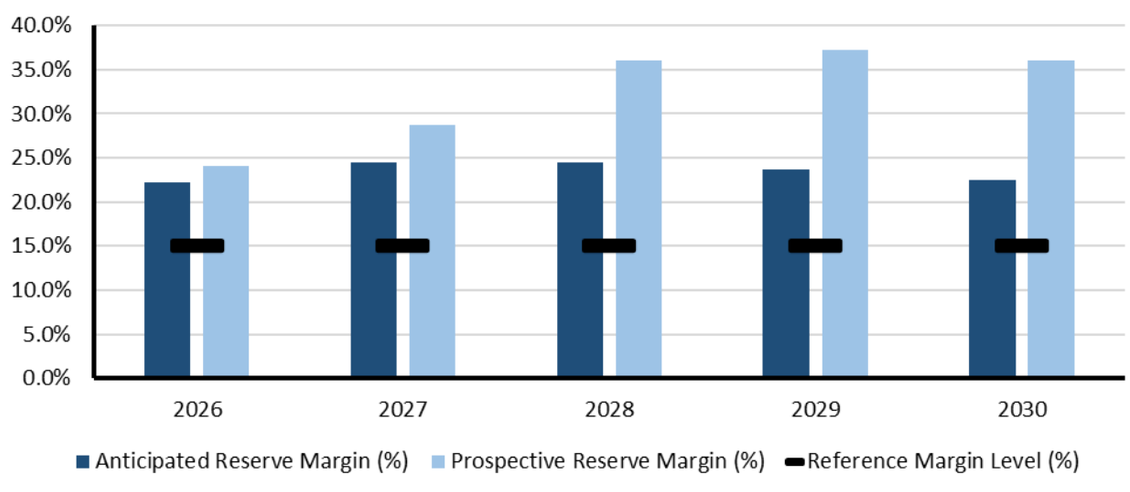

Planning Reserve Margins

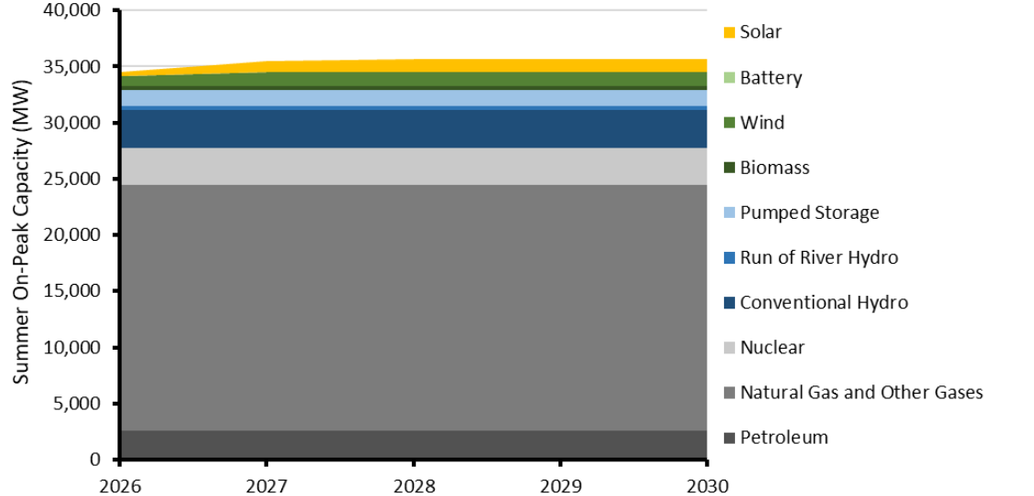

Existing and Tier 1 Resources

NPCC-New York Highlights

- Generator deactivations are outpacing new supply additions. Electrification programs and new large-load customers associated with economic development initiatives are pushing projected demand higher. Together, these forces are also narrowing reliability margins across New York and increasing the risk of future reliability needs.
- As public policy goals seek to decarbonize the grid, fossil-fired generation will be needed for reliable power system operations until the capabilities it offers can be supplied by other resources. EE and demand-side management (DSM) will continue to play a key role in reducing energy consumption, lowering costs, and mitigating environmental impacts.
- Some of the risks can be mitigated by repowering. Repowering aging power plants can lower emissions, meet rising consumer demand, and provide reliability benefits to the grid that are needed to integrate additional clean energy resources.
- New York is projected to become a winter-peaking electric system by the 2040s, driven primarily by electrification of space heating and transportation. On the coldest days, the availability of natural gas for power generation can be limited, and interruptions to natural gas supply will introduce further challenges for reliable electric grid operations.
- Driven by public policies, new supply, load, and transmission projects are seeking to interconnect to the grid at record levels. NYISO's interconnection processes continue to evolve to balance developer flexibility with the need to manage the process to more stringent time frames. New processes have been implemented to accelerate the process while protecting grid reliability.
- The competitive wholesale electricity markets administered by NYISO support reliability while minimizing costs to consumers. Competitive wholesale markets are essential to a reliable, affordable, and cleaner grid of the future.
- NYISO's *2025 Quarter 3 Short-Term Assessment of Reliability* (STAR)[39] report identified short-term reliability needs in New York City and Long Island due to generation deactivations.

NPCC-New York Projected Generating Capacity by Energy Source in Megawatts (MW)					
	2026	2027	2028	2029	2030
Petroleum	2,597	2,597	2,597	2,597	2,597
Natural Gas	21,858	21,858	21,858	21,858	21,858
Biomass	334	334	334	334	334
Solar	345	931	1,083	1,083	1,083
Wind	850	1,221	1,221	1,221	1,221
Geothermal	0	0	0	0	0
Conventional Hydro	3,324	3,324	3,324	3,324	3,324
Run of River Hydro	418	418	418	418	418
Pumped Storage	1,411	1,411	1,411	1,411	1,411
Nuclear	3,326	3,326	3,326	3,326	3,326
Hybrid	0	0	0	0	0
Other	0	0	0	0	0
Battery	32	52	52	52	52
Unknown	0	0	0	0	0
Total MW	34,495	35,472	35,623	35,623	35,623

[39] NYISO's *2025 Q3 STAR Report*: https://www.nyiso.com/documents/20142/16004172/2025-Q3-STAR-Report-Final.pdf; Explanatory Statement: https://www.nyiso.com/documents/20142/54553125/03_2025Q3STAR_NearTermReliabilityNeedExplanatoryStatement.pdf; and Solutions Solicitation: https://www.nyiso.com/documents/20142/15930765/STRP-Q3-2025-Solicitation-Letter-Final.pdf

NPCC-New York Assessment

Planning Reserve Margins

The LTRA anticipated and prospective margins are above 15% for all 10 years. However, the system margins are narrowing throughout the assessment period. Wind, grid-connected solar, and run-of-river totals were derated for the LTRA calculation. Under its reliability planning processes, NYISO uses probabilistic assessments to evaluate its system's resource adequacy against the LOLE resource adequacy criterion of no greater than 0.1 event-days/year probability of unplanned load loss. NYISO's *2024 Reliability Needs Assessment*[40] found reliability margins decrease over time as load increases to the point that New York is nearly at the 0.1 even-days/year criteria by 2034.

NYISO also provides support to the New York State Reliability Council (NYSRC) in conducting an annual IRM study. This study determines the IRM for the upcoming capability year (May 1 through April 30). The IRM is used to quantify the capacity required to meet the Northeast Power Coordinating Council (NPCC) and NYSRC's resource adequacy criterion of "one day in 10 years." The current IRM for the 2025–2026 capability year is 24.4% of the forecasted NYCA peak load. All values in the IRM calculation are based upon full installed capacity values of resources. The IRM has varied historically from 15% to 24.4%. Additionally, NYISO performs an annual study to identify the Locational Minimum Installed Capacity Requirements (LCRs) for the upcoming capability year.

Energy Assessment, Including Non-Peak Hour Risk

New York State's Climate Leadership and Community Protection Act (CLCPA) decarbonization mandates to decarbonize span all major industries and are the main drivers of change to the electric system NYISO staff in system operations, planning, and markets will continue to assess the system changes to prepare for the grid's transformation.

With high penetration of renewable intermittent resources, the system will need dispatchable emission-free resources (DEFR) and long-duration resources to balance intermittent supply with demand. These types of resources must be significant in capacity and have attributes such as the ability to come on-line quickly, stay on-line for as long as needed, maintain the system's balance and stability, and adapt to meet rapid, steep ramping needs. Additionally, although new transmission is being built, more investment is necessary to support the delivery of future offshore wind energy and to connect new resources upstate to downstate load centers where demand is greatest.

NYISO performs long-range assessments (10-year and beyond planning horizon), and certain energy aspects are accounted for in the hourly modeling and simulations performed under the resource adequacy studies through NYISO's reliability planning processes along with the production cost simulations performed under its System and Resource Outlook.

NYISO performs and supports energy assessments a fuel and energy security study, a study assessing potential impacts related to climate change, and weekly analysis of fuel and energy security based on load profiles and fuel inventories reported through NYISO's Generator and Fuel Emissions Reporting (GFER) data portal. These assessments are based on data and information provided by resources on an annual, weekly, and as-needed basis considering system operating conditions. These assessments have the capability to analyze the impact of changes in stored fuel inventory, resource outages, fuel supply disruptions, transmission constraints, and other relevant conditions that may adversely impact fuel and energy security. Additionally, the New York City and Long Island areas have a loss of gas supply dual-fuel requirement, and certain combined-cycle gas units participate in a "Minimum Oil Burn" program. While oil accounts for a relatively small percentage of the total energy production in New York, it is often called during critical periods, such as when severe cold weather limits access to natural gas.

Probabilistic Assessments (NERC ProbA and Other Studies)

NYISO performs probabilistic assessments using GE's Multi-Area Reliability Simulation (MARS) as part of its reliability planning processes, as well as supporting the calculation of the annual IRM, LCRs, and capacity accreditation. The new capacity accreditation market rules align compensation for capacity suppliers with an individual resource's expected reliability benefit to consumers and uses the probabilistic models from the LCR process to define capacity accreditation factors (CAF) for various capacity accreditation resource classes. The CAFs will reflect the marginal reliability contribution of the ICAP suppliers within each capacity accreditation resource class toward meeting NYSRC resource adequacy requirements for the upcoming capability year, starting with the capability year that began in May 2024.

Additionally, every year, each Regional Entity (e.g., NPCC) provides results into NERC's ProbA process under the LTRA. The results from the ProbA performed in 2025 by the NPCC Regional Entity are shown below.

ProbA Results

New York is a summer-peaking area with negligible risks as shown in the low values in the following table of annual metrics.

[40] https://www.nyiso.com/documents/20142/2248793/2024-RNA-Report.pdf

NPCC New York Base-Case Summary of Results			
	2026*	2027	2029
EUE (MWh)	1.909	0.466	12.478
NEUE (ppm)	0.012	0.003	0.078
LOLH (hours per Year)	0.011	0.002	0.035
* Provides the 2024 ProbA results for Comparison			

EUE Heat Maps – 2029

Negligible risk presented for Summer 2029, with occurrences clustered in July and August around hours 16 to 18.

Month \ Hour	0	1	2	3	4	5	6	7	8	9	10	11	12	13	14	15	16	17	18	19	20	21	22	23
3	0%	0%	0%	0%	0%	0%	0%	0%	0%	0%	0%	0%	0%	0%	0%	0%	0%	0%	0%	0%	0%	0%	0%	0%
4	0%	0%	0%	0%	0%	0%	0%	0%	0%	0%	0%	0%	0%	0%	0%	0%	0%	0%	0%	0%	0%	0%	0%	0%
5	0%	0%	0%	0%	0%	0%	0%	0%	0%	0%	0%	0%	0%	0%	0%	0%	0%	0%	0%	0%	0%	0%	0%	0%
6	0%	0%	0%	0%	0%	0%	0%	0%	0%	0%	0%	0%	0%	0%	0%	0%	0%	0%	0%	0%	0%	0%	0%	0%
7	0%	0%	0%	0%	0%	0%	0%	0%	0%	0%	0%	0%	0%	0%	0%	1%	7%	24%	25%	7%	3%	0%	0%	0%
8	0%	0%	0%	0%	0%	0%	0%	0%	0%	0%	0%	0%	0%	0%	1%	1%	8%	16%	6%	1%	0%	0%	0%	0%
9	0%	0%	0%	0%	0%	0%	0%	0%	0%	0%	0%	0%	0%	0%	0%	0%	0%	0%	0%	0%	0%	0%	0%	0%
10	0%	0%	0%	0%	0%	0%	0%	0%	0%	0%	0%	0%	0%	0%	0%	0%	0%	0%	0%	0%	0%	0%	0%	0%
11	0%	0%	0%	0%	0%	0%	0%	0%	0%	0%	0%	0%	0%	0%	0%	0%	0%	0%	0%	0%	0%	0%	0%	0%
12	0%	0%	0%	0%	0%	0%	0%	0%	0%	0%	0%	0%	0%	0%	0%	0%	0%	0%	0%	0%	0%	0%	0%	0%
1	0%	0%	0%	0%	0%	0%	0%	0%	0%	0%	0%	0%	0%	0%	0%	0%	0%	0%	0%	0%	0%	0%	0%	0%
2	0%	0%	0%	0%	0%	0%	0%	0%	0%	0%	0%	0%	0%	0%	0%	0%	0%	0%	0%	0%	0%	0%	0%	0%

Hourly demand and resource projections for the highest EUE day in 2029 are shown in the figure below.



Although expected resource contribution is great enough to meet expected demand, there is risk due to the variability in the higher net demand levels from LFU compounded with a greater risk added due to the variability in resource contribution. The higher net demand LFU levels could be 10–13% higher than expected, which could strain the system as modeled in the ProbA.

Demand

NYISO employs a multi-stage process to develop load forecasts for each of the 11 zones within the New York Control Area (NYCA). The impacts of net electricity consumption of energy storage resources due to charging and discharging are added to the energy forecasts, while the peak-reducing impacts of BTM energy storage resources are deducted from the peak forecasts.

Currently, the NYCA summer peak typically occurs in late afternoon. The NYCA summer peak is projected to shift into the evening as additional BTM solar is added to the system and as electric vehicle charging impacts increase during the evening hours. Because the hour of the summer peak shifts into the evening over the course of the forecast horizon, BTM solar generation becomes less coincident with the NYCA peak hour, and BTM solar coincident peak reductions are forecasted to decrease in later years. The forecast of solar PV-related reductions to the winter peak is zero because the system typically peaks after sunset.

Trended weather conditions from the Climate Impact Study Phase I report are included in NYISO's end-use models and are reflected in the baseline, scenario, and percentile forecasts. NYISO develops 90th and 99th percentile forecasts to account for the impacts of extreme weather on seasonal peak demand and calculates 10th percentile forecasts to represent milder seasonal peak conditions.

The 10-year annual average energy (+1.7%) and summer peak demand (+1.0%) growth rates are similar to last year's forecast. Throughout the 30-year forecast period, baseline energy and seasonal peak demand increase significantly due to New York State electrification and decarbonization policies, principally the CLCPA. The baseline forecast includes significant electrification via conversion to electric heating and electric non-weather sensitive appliances, along with significant growth in EV adoption. In the early forecast years, large-load projects add significant growth to the annual energy and peak demand forecasts. To account for forecast uncertainty during winter due to electrification and large loads, NYISO implemented a winter dynamic load forecast uncertainty in the resource adequacy models for its 2024 RNA.

Demand-Side Management

NYISO has been working on developing market concepts to encourage the participation of flexible load, which participation will become increasingly important as the levels of weather-dependent intermittent resources on New York's grid increase in response to the state's climate and clean energy

policies. New York utilities are piloting several load management programs (e.g., smart electric vehicle charging, home-thermostat use, and integration of BTM storage for local peak demand modulation). As part of NYISO's annual long-term forecasting process, the impacts of these programs are discussed and significant impacts on demand are included in the load forecast.

For the 2025 LTRA, the DR participation for the summer capability period has increased slightly from 1,294 MW to 1,487 MW. These values are nameplate and are derated for reserve margin calculations. For example, the 1,487 MW is derated to 989 MW. There are currently 433 MW of DR participating in ancillary services programs (not included in reserve margin calculations) and providing either 10-minute spinning reserves or 30-minute non-synchronous reserves.

Distributed Energy Resources

In 2024, NYISO implemented a plan to integrate DERs, including DR resources, into its markets. The DER Participation Model project aims to enhance participation of DERs in the competitive wholesale markets. These measures closely align the bidding and performance measurements for DERs with the rules for generators. The measures establish a state-of-the-art model that is largely consistent with the market design envisioned by FERC in its Order 2222. This project, which began in 2017, provides a single-participation model for DER DR resources to provide energy, ancillary services, and installed capacity through an aggregation. The market rules for the DER and aggregation participation model were accepted by FERC in January 2020. NYISO filed additional proposed tariff revisions with FERC in June 2023 to clarify and enhance these market rules. NYISO deployed its DER participation model in 2024.

Generation

Significant new resource development will be required to achieve New York's energy targets under the CLCPA. According to the 2023–2042 System and Resource Outlook the total installed generation capacity to meet policy objectives within New York is projected to range between 111 GW and 124 GW by 2040. At least 95 GW of this capacity will consist of new generation projects and/or modifications to existing plants. Even with these additions, New York still may not be sufficient to maintain the reliable electricity supply and meet policy requirements within the next 20 years.

Currently, NYISO's interconnection process[41] contains a significant number of proposed projects in various stages of development with only a fraction in more advanced stages included in the reliability planning models. However, the grid will evolve to achieve the policy mandates, and those changes will affect the nature and amount of resources.

Coordination of project additions and retirements is essential to maintaining reliability and achieving policy. The New York system relies on fossil-fuel, synchronous generation. ERSs usually provided to the system by synchronous fossil generation will remain necessary. As New York's public policies seek to decarbonize the grid, fossil-fuel, synchronous generation will be needed for reliable power system operations until the capabilities it offers can be supplied by other resources. New technology is being developed to allow for a reliable transition to a clean grid. Grid-forming inverter capabilities, as well as DEFRs, will likely be part of this transformation.

On June 23, 2025,[42] New York's governor directed the New York Power Authority to develop and construct a zero-emission advanced nuclear power plant in upstate New York to support a reliable and affordable electric grid while providing the necessary zero-emission electricity to achieve a clean energy economy.

Energy Storage

Storage resources can help to fill in voids created by reduced output from renewable resources. However, sustained periods of reduced renewable generation can rapidly deplete storage capabilities. NYISO has implemented its Co-Located Storage Resources model to allow wind or solar resources that are interconnected with an energy storage resource the ability to participate in the markets while respecting a shared interconnection limitation. NYISO is preparing the implementation of a model for hybrid storage resources to allow multiple technologies at the same point of interconnection to participate in the market as a single resource. Additionally, the resource adequacy simulation tools (such as GE's MARS) used in system planning by NYISO and for setting the IRMs were enhanced to include energy-limited resource models that allow for charging and discharging and also include temporal constraints (e.g., hours/days or hours/month).

Capacity Transfers

The models used for NYISO's reliability planning studies include firm capacity transactions (purchases and sales) with its neighboring systems as a base-case assumption. Proposed projects that are in a more advanced stage are included. One such project is the 1,250 MW HVdc line from Québec to New York City, which is reflected in the LTRA summer total transfers starting in 2026. Additionally, the probabilistic model that NYISO uses to assess the adequacy of resources in the reliability planning processes employs several methods aimed at preventing overreliance on the external systems support. For example, NYISO limits emergency assistance from neighboring systems by modeling a total limit of 3,500 MW, modeling five simultaneous peak days, modeling the long-term purchases and sales with neighboring control areas, and not modeling emergency operating procedure steps for the neighboring systems.

[41] https://www.nyiso.com/documents/20142/1407078/NYISO-Interconnection-Queue.xlsx

[42] https://www.governor.ny.gov/news/governor-hochul-directs-new-york-power-authority-develop-zero-emission-advanced-nuclear-energy

New York is fortunate to have strong interconnections with neighboring regions and has enjoyed reliability and economic benefits from such connections. As the energy policies in neighboring regions evolve, New York's imports and exports of energy could vary significantly due to the resulting changes in neighboring systems. The availability of energy for interchange is predicted to shift fundamentally as policy achievement progresses. As New York's and other regions' grids evolve, continuous monitoring and collaboration with our neighboring systems will be required.

Transmission

Significant new transmission is being built across New York, but more investment is necessary to support, among other things, the delivery of offshore wind energy to connect new resources upstate to downstate load centers where demand is greatest.

Key transmission projects under development and accounted for in the reliability models include the following:

- The Northern New York Priority Transmission Project upgrading the transmission corridors from the renewable generation pocket in the north country to central New York
- The 1,250 MW Champlain-Hudson Power Express HVdc line from Hydro-Québec to New York City, and
- The transmission project selected to address the Long Island Offshore Wind Expert Public Policy Transmission Need and that adds three new ac tie lines and a 345 kV backbone across western/central Long Island with an in-service date in 2030
- Con Edison's proposed Brooklyn Clean Energy Hub project, including a new 345 kV load-serving substation with the goal of addressing local electric reliability needs in the boroughs of Brooklyn and Queens as well as the goal of serving as a point of interconnection for new clean-energy resources

Additionally, there are significant transmission projects either recently selected or under study that have not yet met the criteria to be in the reliability model. For instance, the PSC recently identified a new public policy transmission planning need for NYISO to solicit proposed solutions and that is intended to support the integration of 4.7 GW of wind resources in New York City.

Furthermore, in 2020, the PSC ordered the New York utilities to undertake planning assessments and make investment proposals to facilitate the cost-effective development of renewable and emission-free resources while maintaining the reliability of New York's electric grid. The Coordinated Grid Planning Process (CGPP) was approved by the PSC in August 2023. The process is designed to assess the state's electric grid using a 20-year planning horizon. The CGPP is intended to identify electric grid expansions that can aid in unlocking renewable generation capacity and provide energy headroom for the purpose of meeting New York's clean energy goals while providing value to customers. Moreover, the CGPP is designed to identify opportunities for expansion of the bulk transmission system to advance the mandates of CLCPA. This provides another opportunity to inform the PSC's consideration of whether to establish a public policy transmission need for NYISO to solicit and evaluate proposed solutions.

Reliability Issues

NYISO's *2024 Reliability Needs Assessment*[43] (RNA) and subsequent analysis[44] identified very tight transmission security margins in New York City (Zone J) by 2034. The narrowing of the reliability margin continues to be a major concern. Most recently, NYISO's 2025 Quarter 3 STAR report[45] identified short-term reliability needs in New York City and Long Island due to generation deactivations.

The transition to a cleaner grid in New York is leading to an electric system that is increasingly dynamic, decentralized, and reliant on weather-dependent renewable generation and may lead to increasing reliability issues on the New York system. Reliability margins are shrinking. Generators needed for ERSs are planning to retire. Delays in the construction of new supply and transmission, higher-than-expected demand, and extreme weather could threaten reliability and resilience in the future. The system is projected to become winter-peaking in the next decade due to electrification and decarbonization policies. Large loads are being proposed to interconnect to the system. New York's current reliance on neighboring systems is expected to continue through the next 10 years. A successful transition of the electric system requires replacing the reliability attributes of existing fossil-fueled generation with clean resources with similar capabilities. Such resources must be significant in capacity and have attributes such as the ability to come on-line quickly, stay on-line for as long as needed, maintain the system's balance and stability, and adapt to meet rapid, steep ramping needs. New transmission is being built, but more investment is necessary to support the delivery of offshore wind energy to connect new resources located in upstate to downstate load centers where demand is greatest.

[43] https://www.nyiso.com/documents/20142/2248793/2024-RNA-Report.pdf
[44] https://www.nyiso.com/documents/20142/51270164/CRP_KeyTopics_TPAS_050625.pdf
[45] NYISO's 2025 Q3 STAR Report: https://www.nyiso.com/documents/20142/16004172/2025-Q3-STAR-Report-Final.pdf and Explanatory Statement: https://www.nyiso.com/documents/20142/54553125/03_2025Q3STAR_NearTermReliabilityNeedExplanatoryStatement.pdf; Solutions Solicitation: https://www.nyiso.com/documents/20142/15930765/STRP-Q3-2025-Solicitation-Letter-Final.pdf



NPCC-Ontario

NPCC-Ontario is an assessment area that covers the Canadian province of Ontario. The province of Ontario covers more than 1 million square kilometers (415,000 square miles) and has a population of over 16 million people. The Independent Electricity System Operator (IESO) is the balancing authority for the province of Ontario. NPCC-Ontario is electrically interconnected with NPCC-Québec, MRO-Manitoba, MISO, and NPCC-New York. Peak electricity demand in NPCC-Ontario occurs during the summer season.

Demand, Resources, and Reserve Margins

Quantity	2026	2027	2028	2029	2030	2031	2032	2033	2034	2035
Total Internal Demand	23,403	24,023	24,514	25,587	26,443	26,927	27,747	28,621	29,202	29,974
Demand Response	2,046	1,998	2,090	2,092	2,093	2,095	2,096	2,098	2,099	2,101
Net Internal Demand	21,357	22,025	22,424	23,495	24,350	24,832	25,651	26,523	27,103	27,873
Additions: Tier 1	853	853	2,156	2,156	2,156	2,964	3,507	4,051	4,579	5,387
Additions: Tier 2	0	0	0	0	0	0	0	0	0	0
Additions: Tier 3	0	0	0	0	600	600	600	1,233	1,324	1,324
Net Firm Capacity Transfers	602	772	1,002	1,002	1,432	1,002	302	302	302	302
Existing-Certain and Net Firm Transfers	26,833	25,541	26,577	25,737	26,999	25,623	25,767	25,767	26,611	26,611
Anticipated Reserve Margin (%)	29.6%	19.8%	28.1%	18.7%	19.7%	15.1%	14.1%	12.4%	15.1%	14.8%
Prospective Reserve Margin (%)	29.6%	19.8%	28.1%	18.7%	19.7%	15.1%	14.1%	12.4%	15.1%	14.8%
Reference Margin Level (%)	16.1%	19.0%	22.6%	15.8%	19.5%	13.9%	14.7%	9.6%	14.3%	13.2%

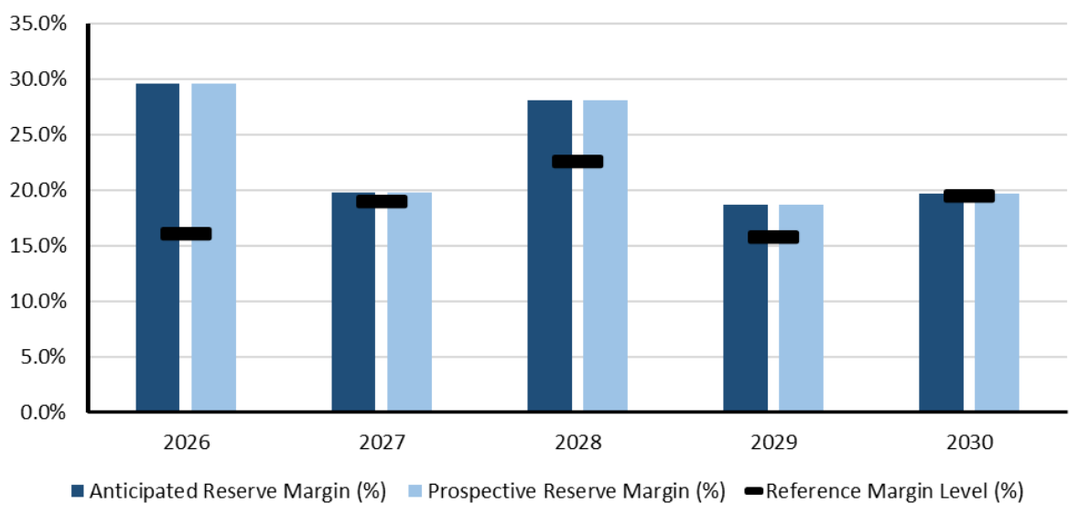

Planning Reserve Margins

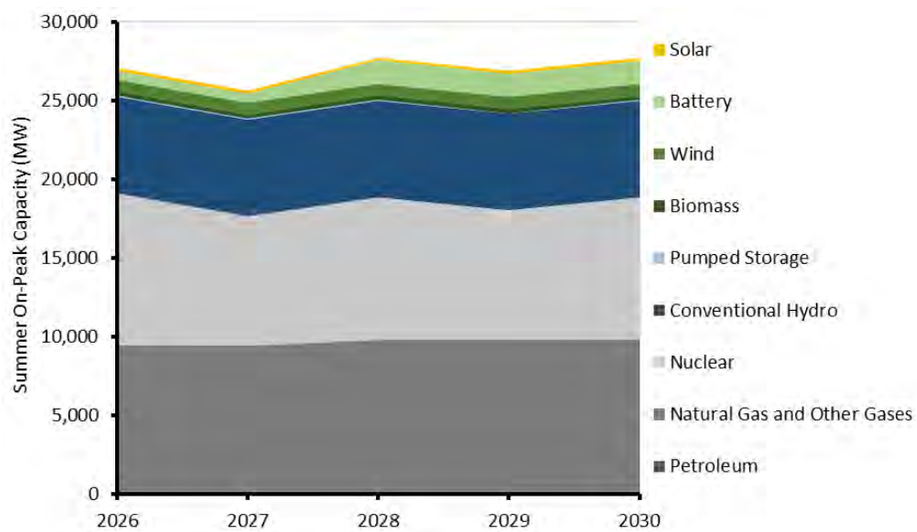

Existing and Tier 1 Resources

NPCC-Ontario Highlights

- Ontario's ARMs remain above the RML for the first five years of the 2025 LTRA outlook. Only one year within the 10-year horizon shows a minor shortfall, which is mitigated through a combination of capacity swap agreements with Hydro-Québec and the expected contribution of Tier 3 resources, including those from the Long-Term 2 (LT2) procurement expected to be on-line in 2030.
- Ontario's 2025 Annual Planning Outlook (APO) identified a growing energy gap beginning in 2029, with a more pronounced shortfall expected by 2035. This is primarily driven by expiring contracts, increasing demand from electrification, and the emergence of large industrial loads. Different to last year's LTRA, the IESO assumes generation resources are expected to be re-contracted (through the IESO's reacquisition mechanisms) after those contracts expire. This has improved the resource outlook for the IESO when compared to last year while aligning the methodology to forecast supply with the methodology used by other NERC assessment areas.
- For demand, Ontario projects compound annual growth rates of 2.37% for summer peak and 2.93% for winter peak over the 2026–2035 period. As a result, total internal demand is projected to grow by 31% over the next 10 years to nearly 30 GW by 2035.
- Ontario's generation landscape is undergoing a significant transformation, driven by the integration of IBRs, expansion of energy storage, nuclear refurbishments, and new nuclear projects. Ontario's planning assumptions now reflect a more realistic view of generator retirements, assuming continued operation unless explicitly declared otherwise. This aligns with two recently completed procurements to re-contract existing resources.
- Ontario is undergoing a significant expansion in energy storage capacity. As of April 2025, the Oneida battery storage facility (250 MW/1,000 MWh) entered commercial operation, marking a major milestone. By May 2028, Ontario expects over 2,700 MW (installed capacity) of BESS to come on-line, with discharge durations of four hours.
- Ontario is attentively monitoring reliability risks due to large industrial and commercial load additions, including data centers, EV production facilities, hydrogen electrolyzers, and electrified heating systems. These loads introduce uncertainty in peak and hourly demand forecasting and challenge transmission development. Additional reliability risks include nuclear refurbishment delays, aging infrastructure, supply chain constraints, and policy uncertainty. The IESO incorporates these risks into long-term planning by maintaining additional reserves and using probabilistic assessments.

NPCC-Ontario Projected Generating Capacity by Energy Source in Megawatts (MW)					
	2026	2027	2028	2029	2030
Petroleum	3	3	3	3	3
Natural Gas	9,385	9,385	9,790	9,790	9,790
Biomass	299	304	310	310	310
Solar	150	150	150	150	150
Wind	724	725	728	732	732
Conventional Hydro	6,163	6,163	6,163	6,163	6,163
Pumped Storage	38	38	38	38	38
Nuclear	9,724	8,256	9,059	8,214	9,047
Battery	597	597	1,489	1,489	1,489
Total MW	27,084	25,622	27,731	26,891	27,723

NPCC-Ontario Assessment

Planning Reserve Margins

Ontario's ARMs remain above the RML for the first five years of the *2025 LTRA* outlook. Only one year within the 10-year horizon shows a minor shortfall, which is mitigated through a combination of capacity swap agreements with Hydro-Québec and the expected contribution of Tier 3 resources, including those from the Long-Term 2 (LT2) procurement expected to be on-line in 2030. No Tier 2 resources have been identified for this year's publication.

The IESO calculates Ontario's reserve margin annually using the GE MARS model and applies a more stringent reserve criterion than the NPCC standard of 0.1 days/year LOLE, incorporating additional reserves to manage risks associated with nuclear refurbishments and new nuclear builds. For example, over the LTRA outlook, the 2025 Annual Planning Outlook (APO) includes reserves of nearly 800 MW in some summers and nearly 1,100 MW in some winters to account for uncertainties in nuclear project timelines. If these additional reserves were excluded, Ontario would meet or exceed the RML in all years of the assessment. MARS inputs include resource availability, outages, refurbishment schedules, interface limits, and demand uncertainty. The model uses probabilistic simulations and Monte Carlo analysis for wind and solar and historical data for hydro and thermal units. The assessment evaluates system adequacy across all hours, not just peak periods.

For the *2025 LTRA*, the IESO applied NERC's definitions for Tier 1 and Tier 3 resources. The IESO's Resource Adequacy Framework (RAF) enables reacquisition of existing resources nearing contract expiry. It's important to distinguish between off-contract resources and those that have reached end of life or retired. Many existing Ontario resources remain operational and can be upgraded or re-contracted, with the RAF providing competitive mechanisms to secure capacity from these resources. The *2025 LTRA* assesses reliability independent of contractual status, unlike the 2025 APO, which aims to determine the resource adequacy needs in order to inform future reacquisitions of existing and new resources. As a result, the *2025 LTRA* outlook will differ from the 2025 APO, especially regarding off-contract resources that are likely to continue to be operational.

The RAF remains unchanged since the *2024 LTRA* and continues to guide the reacquisition of existing resources and the procurement of new capacity. The RAF supports a flexible, multi-pronged approach to resource adequacy, including capacity auctions, medium- and long-term procurements, and targeted programs for re-contracting or upgrading existing facilities and securing new resources.

Non-Peak Hour Risk, Energy Assurance, Probabilistic-Based Assessments

Ontario conducts annual energy adequacy assessments using Energy Exemplar's Plexos software, which models the province's nodal transmission network and simulates dispatch under expected system conditions. These deterministic assessments evaluate energy sufficiency over a 20-plus-year horizon and are supplemented by sensitivity analyses to identify periods of heightened risk.

The 2025 APO identified a growing energy gap beginning in 2029, with a more pronounced shortfall expected by 2035. This is primarily driven by expiring contracts, increasing demand from electrification, and the emergence of large industrial loads. It should be reinforced that the APO presents an energy adequacy assessment used to inform future procurements, whereas the LTRA's purpose is to inform reliability of the system, where contractual end dates are not incorporated into the assessment

Shorter-term energy assessments are conducted quarterly through the Reliability Outlook (RO), which evaluates energy adequacy over an 18-month horizon. These assessments use probabilistic demand forecasts and outage data to identify seasonal and weekly risks. While the RO time frame is too short to secure new resources, the IESO uses operational tools such as capacity auctions, coordination with market participants on outage scheduling, and DR programs to mitigate risks.

Ontario's energy adequacy assessments do not assume economic imports or exports, reflecting a self-sufficiency planning approach. However, in practice, intertie capacity and capacity-sharing agreements (e.g., with Hydro-Québec) provide additional flexibility during periods of stress.

Base-Case Summary of Results			
	2026*	**2027**	**2029**
EUE (MWh)	0.043	0.001	0.066
NEUE (ppm)	0.000	0.000	0.000
LOLH (hours per Year)	0.000	0.000	0.000
***Provides the 2024 ProbA Results for Comparison**			

Demand

Ontario's demand forecast is shaped by a combination of econometric modeling for the near-term and sectoral/end-use modeling for the long term. The 2025 APO projects compound annual growth rates of 2.37% for summer peak and 2.93% for winter peak over the 2026–2035 period. Growth projections in the *2024 LTRA* were 2.34% for summer and 2.75% for winter. Marginal increases in demand growth since the 2024 LTRA are attributed to data center growth and EV production. Incremental 2025 APO forecasted growth is driven by the following:

- Electrification of buildings, transportation, and industry
- Expansion of electric vehicle (EV) production and supply chains

- Rapid development of commercial data centers
- Population growth and household formation

Offsetting factors include increased EE, DSM programs, and a plateau in agricultural greenhouse expansion.

The 2025 APO forecasted Ontario to become a dual-peaking jurisdiction by 2030, with winter and summer peaks converging due to increased electrification of heating. The IESO's demand forecast incorporates updated assumptions on immigration, economic growth, and sector-specific developments, including hydrogen production, steel decarbonization, and data center expansion. Additional large loads in planning but not yet included in the forecast are assessed based on their development stage, funding, and likelihood of materialization.

Ontario anticipates significant changes in load behavior, including increased demand from building electrification, EV charging (shifting peaks), data centers, hydrogen electrolyzers, and large industrial loads. These trends introduce variability and new reliability challenges. The IESO conducts System Impact Assessments (SIA) for large loads, evaluating impacts such as voltage flicker and transient stability. Enhancements to the assessment process are underway. Additionally, annual regulation needs assessments project up to 110 MW of incremental regulation by 2035 to manage fluctuating loads, with procurement strategies in place to meet these needs.

Demand-Side Management

The IESO has implemented a capacity qualification process that applies performance-based derates to DR resources, ensuring more reliable capacity contributions. Since the *2024 LTRA*, the Peak Perks program has expanded to small businesses, helping the program deliver more than 152 MW of summer peak demand reduction in 2024, growing to over 200 MW in 2025. A new DR program targeting HVAC loads in the commercial and institutional sector is in development. These programs, as well as the Industrial Conservation Initiative (ICI), also contribute to peak demand reduction. A new electric demand side management (eDSM) framework spanning the next 12 years commenced with a $1.8 billion budget for years 2025–2027 targeting 4.6 TWh of energy savings and 900 MW of peak demand savings.

Distributed Energy Resources

Ontario's DER landscape includes both contracted embedded generation and uncontracted BTM resources. In 2024, contracted DERs totaled over 3,400 MW, with about 60% from solar, 20% from wind, and 15% from hydro and biomass. Uncontracted DERs contributed an estimated 2.7 TWh of energy.

DERs are integrated into planning through the Enabling Resources Program (ERP), which is developing participation models for standalone DERs, hybrid resources, and aggregations. The IESO is also advancing coordination protocols through the Transmission-Distribution Coordination Working Group (TDWG), which has proposed tools for real-time coordination and visibility. The group wrapped up work during Summer 2025 and has posted final reports on their findings.

DERs are considered in transmission planning as non-wires alternatives and are increasingly included in regional planning processes. The IESO's DER Potential Study and Local Generation Program aim to further integrate DERs into Ontario's RAF.

Generation

Ontario's generation landscape is undergoing a significant transformation, driven by the integration of IBRs, expansion of energy storage, nuclear refurbishments, and new nuclear projects. To maintain system reliability, the IESO continues to monitor key operational parameters such as primary frequency response and system inertia, both of which are currently sufficient but require reassessment as the resource mix evolves. Ramping needs can be provided by over 11,100 MW of natural gas generation with 600 MW able to be online and ramp within 20 minutes. Supply to the majority of Ontario's gas fleet is robust and supported by significant firm supply and transportation contracts. The IESO does not expect any material gas supply or delivery issues under extreme winter conditions. The day-ahead market, established through the IESO's Market Renewal's Program, allows for firm gas supply to be scheduled.

Deliverability testing is a core component of Ontario's long-term procurement process, ensuring that new resources can connect without causing congestion or reliability issues. For the IESO's second long-term procurement, testing will be expanded to include inverter-based resource screening for sub-synchronous control interactions.

Ontario has updated its Market Rules to align with IEEE 2800 and now requires synchrophasor data from generators and transmitters to improve situational awareness and IBR performance. The IESO is also conducting system-wide electromagnetic transient (EMT) studies and validating models for battery storage projects to proactively address sub-synchronous control interaction risks.

For Ontario's adequacy assessments, capacity contribution values for thermal resources are calculated using historical performance and probabilistic modeling. Wind and solar contributions are based on seasonal capacity factors, while hydroelectric values are derived from historical output. Energy storage contributions are based on a four-hour discharge duration.

Ontario's planning assumptions now reflect a more realistic view of generator retirements, assuming continued operation unless explicitly declared otherwise. This aligns with two recently completed medium-term procurements, which re-contracted existing resources for five-year terms. In addition to medium-term procurements, the IESO also maintains mechanisms such as Reliability Must Run agreements and capacity auctions to mitigate retirement risks. The IESO is currently conducting assessments for operating reserve and frequency response for the next 10 years, intended to be included in the 2026 APO.

Overall, Ontario's generation planning is increasingly focused on flexibility, resilience, and integration of emerging technologies, with a strong emphasis on ensuring deliverability, maintaining operability, and adapting to evolving reliability challenges.

Energy Storage

Ontario is undergoing a significant expansion in energy storage capacity. As of April 2025, the Oneida battery storage facility (250 MW/1,000 MWh) entered commercial operation, marking a major milestone. By May 2028, Ontario expects over 2,700 MW of new BESS to come on-line, with discharge durations of four hours. These resources were secured through the Expedited Long-Term 1 (E-LT1) and LT1 procurements.

New storage projects may also participate in the second long-term procurement and long-lead time procurement, which aim to support system reliability during periods of high demand and low renewable output, particularly in the 2029–2035 time frame.

Energy storage resources are currently modeled as generators and loads at the same location, which presents operational challenges. The IESO is working to enhance its market tools and participation models through the ERP, which includes co-located and hybrid resource integration. Storage resources are also being incorporated into resource adequacy assessments using GE MARS software, which optimizes dispatch and accounts for energy reservoir size.

While operational experience with transmission-connected storage is still limited, the IESO is actively monitoring performance and refining planning assumptions. The integration of nearly 3 GW of new storage capacity over the next four years is expected to significantly improve Ontario's ability to manage variability and meet ramping needs.

Capacity Transfers

Ontario maintains robust intertie connections with neighboring jurisdictions, including Québec, New York, Michigan, Manitoba, and Minnesota. These interconnections play a critical role in supporting reliability, particularly during peak demand periods and resource shortfalls.

Two key capacity swap agreements with Hydro-Québec provide Ontario with firm summer capacity. The 2016 agreement allows for a 500 MW swap, while the 2024 agreement enables a 600 MW per year exchange over a seven-year period. These agreements are designed to be flexible, allowing Ontario to bank capacity and use it in future summers as needed.

Ontario's planning assessments assume self-sufficiency for the purpose of reserve margin calculations. However, in practice, these intertie agreements provide a valuable reliability backstop. The IESO coordinates closely with Hydro-Québec to align assumptions and ensure deliverability across the interties.

The refurbishment of Pickering NGS as well as new small modular reactors (SMR) scheduled to come on-line in the 2030s necessitated the review of flows across the province to maintain reliable operations. As a result, several new transmission projects have been proposed.

The IESO also participates in regional and interregional transmission planning processes, including NPCC area Transmission reviews and NERC planning assessments. These reviews ensure that Ontario's transmission system can support capacity transfers and maintain reliability under a range of scenarios.

Firm capacity transfers have appeared to increase in this LTRA publication compared to 2024 due to a review of NERCs definitions, allowing modeled and coordinated capacity to be treated as firm. This process aligns with the IESO's internal studies.

Transmission

Ontario is undertaking a significant expansion of its transmission system to support growing demand, resource integration, and system reliability. Key projects include the Waasigan Transmission Line, Etobicoke Greenway, and Flow East Towards Toronto (FETT) upgrade, which will collectively enhance capacity and resilience across the province. Additional reinforcements in London, Windsor-Essex, and northeastern Ontario address regional growth and industrial development. Voltage support devices, such as shunt reactors and STATCOMs, are being deployed to manage high voltages and support new transmission lines.

Transmission planning studies have identified constrained areas, particularly in the Greater Toronto Area (GTA), Essa (Barrie area), and eastern Ontario. These constraints are being addressed through the South and Central Ontario Bulk Plan and corridor studies to secure future transmission routes.

The IESO is also planning a new 500 kV double-circuit transmission line from Bowmanville to Toronto to support the connection of SMRs at Darlington NGS. This line is expected to be in service by the early 2030s.

To streamline transmission development and integrate Tier 2 resource deliverability insights, the IESO is designing a Transmitter Selection Framework (TSF) and enhancing its evaluation of non-wires alternatives (NWA). These initiatives aim to accelerate project delivery and improve coordination among stakeholders.

Reliability Issues

Ontario is attentively monitoring reliability risks due to large industrial and commercial load additions, including data centers, EV production facilities, hydrogen electrolyzers, and electrified heating systems. These loads introduce uncertainty in peak and hourly demand forecasting and challenge transmission development. The IESO is actively monitoring these trends and has published technical papers to better understand their implications. SIAs are conducted for large loads to evaluate impacts on voltage, stability, and power quality, with future enhancements planned to address sub-synchronous oscillation and ramp rate concerns.

Interdependencies with critical infrastructure sectors—such as natural gas, telecommunications, and transportation—are also being assessed. Ontario's gas supply is considered robust, with most generators located near the Dawn storage hub and supported by firm contracts. Dual-fuel capabilities of some generators and coordination protocols with gas pipeline operators further mitigate risks during extreme weather. The IESO's Market Renewal Program enhances gas-electric coordination through improved day-ahead scheduling.

Additional reliability risks include nuclear refurbishment delays, aging infrastructure, supply chain constraints, and policy uncertainty. The IESO incorporates these risks into long-term planning by maintaining additional reserves and using probabilistic assessments. Emerging technologies like battery storage and SMRs also present integration challenges. To address these, Ontario's planning processes prioritize flexibility, resilience, and proactive mitigation strategies, including outage planning that accounts for extreme weather scenarios.



NPCC-Québec

NPCC-Québec is an assessment area that covers the Canadian province of Québec. The province of Québec covers over 1.5 million square kilometers (nearly 600,000 square miles) and has a population of nearly 9 million people. Hydro-Québec is the BA for the province of Québec. The Québec BPS is one of the four electric Interconnections in North America. It is a predominantly hydroelectric-generation-based system that is electrically interconnected with NPCC-Ontario, NPCC-New York, NPCC-New England, and NPCC-Maritimes. Peak electricity demand in NPCC-Québec occurs during the winter season.

Demand, Resources, and Reserve Margins

Quantity	2026–2027	2027–2028	2028–2029	2029–2030	2030–2031	2031–2032	2032–2033	2033–2034	2034–2035	2035–2036
Total Internal Demand	41,405	41,901	42,833	43,635	44,392	45,116	46,053	47,148	48,164	49,613
Demand Response	5,058	5,224	5,367	5,445	5,533	5,587	5,618	5,606	5,562	5,562
Net Internal Demand	36,347	36,677	37,465	38,191	38,859	39,529	40,435	41,542	42,602	44,051
Additions: Tier 1	412	566	710	891	891	891	891	891	891	891
Additions: Tier 2	0	0	0	0	0	0	0	0	0	0
Additions: Tier 3	0	0	0	0	0	0	0	0	0	0
Net Firm Capacity Transfers	-145	455	455	455	600	0	0	0	0	0
Existing-Certain and Net Firm Transfers	41,591	42,231	42,269	42,272	42,421	41,825	41,830	41,834	41,838	41,842
Anticipated Reserve Margin (%)	15.6%	16.7%	14.7%	13.0%	11.5%	8.1%	5.7%	2.9%	0.3%	-3.0%
Prospective Reserve Margin (%)	15.6%	16.7%	14.7%	13.0%	11.5%	8.1%	5.7%	2.9%	0.3%	-3.0%
Reference Margin Level (%)	11.9%	12.2%	12.2%	12.2%	12.2%	12.2%	12.2%	12.2%	12.2%	12.2%

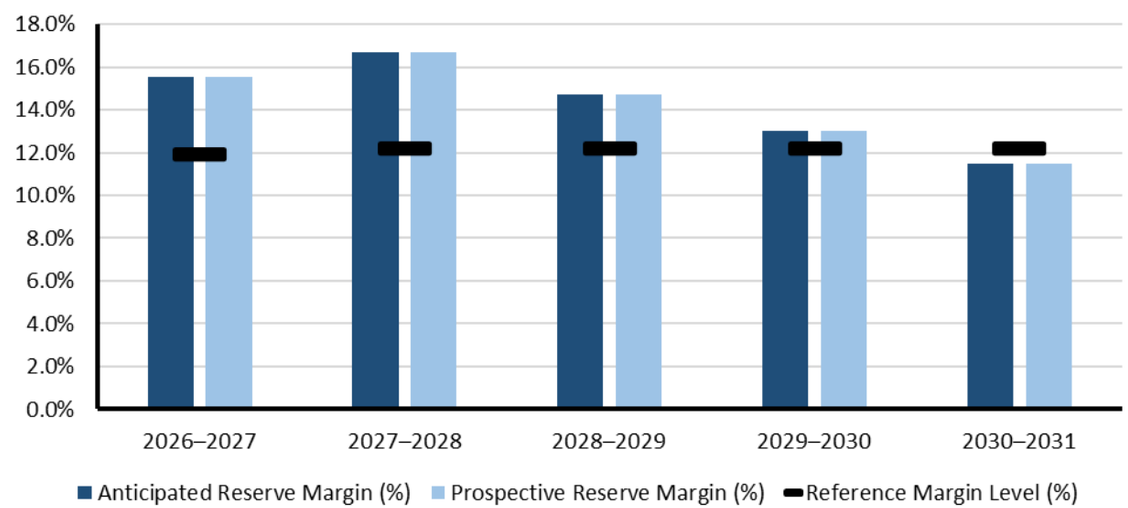

Planning Reserve Margins

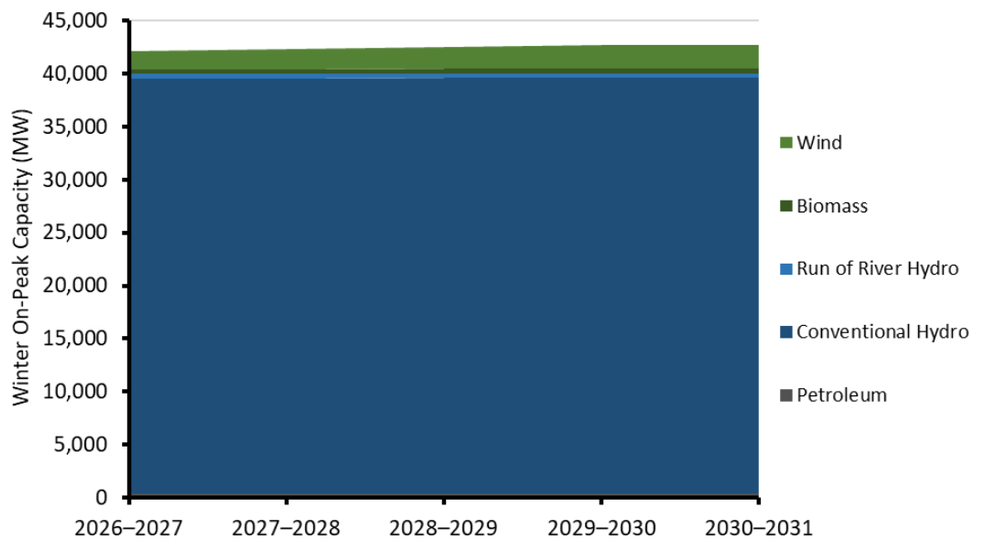

Existing and Tier 1 Resources

NPCC-Québec Highlights

- ARMs remain above the RML for the first four years of the assessment period.
- Over 4,000 MW of new wind installed capacity is expected to be in service by 2030, with additional wind projects in development.
- Hydro-Québec's Action Plan 2035 and a memorandum of understanding with Newfoundland and Labrador outline major new capacity additions, including hydro upgrades, new large hydro power plants, wind and solar development, and potential battery storage and gas-fired generation. These projects are not included in Tier 1–3 categories in the present assessment due to their early development stage or ongoing stakeholder consultations but are expected to be incorporated gradually into future assessments.
- Major transmission projects, including the Appalaches–Maine (NECEC) and Hertel–New York (CHPE) interconnections, are expected to be in service by the end of 2025 and May 2026, respectively.

NPCC-Québec Projected Generating Capacity by Energy Source in Megawatts (MW)					
	2026–2027	2027–2028	2028–2029	2029–2030	2030–2031
Petroleum	429	429	429	429	429
Biomass	405	405	405	405	405
Wind[46]	1,778	1,931	2,076	2,257	2,257
Conventional Hydro	39,091	39,129	39,167	39,170	39,175
Run of River Hydro	445	447	447	447	447
Total MW	42,148	42,342	42,524	42,708	42,712

[46] Expected at-peak capacity.

NPCC-Québec Assessment

Planning Reserve Margins
ARMs remain above the RML for the first five winters of the assessment period (2025–26 to 2029–30), supported by existing and anticipated capacity and firm imports. Margins fall below the RML starting in 2030–31 due to sustained demand growth from electrification. Several large-scale projects are under development but are not included in the reserve margin calculation due to their early-stage status. The RML is based on the 2024 NPCC Interim Review of Resource Adequacy and accounts for weather and economic uncertainty, generator outages, and DR constraints.

The assumptions used for this assessment, including demand forecast and resources, are consistent with the Hydro-Québec 2024 Supply Plan update, which was filed with the Régie de l'énergie on November 1, 2024, and the 2024 Québec Interim Review of Resource Adequacy filed with the NPCC in December 2024.

Over 90% of Québec's installed capacity comes from large hydroelectric reservoirs, enabling flexible and reliable energy delivery. The system is designed to withstand multi-year droughts, with planning criteria requiring sufficient reserves to cover inflow deficits of 64 TWh over two years and 98 TWh over four years. No off-peak or seasonal energy risks have been identified.

Non-Peak Hour Risk, Energy Assurance, Probabilistic-Based Assessments
Québec is a winter-peaking area. There were no significant LOLH or EUE estimated for Winter 2027–2028. For Winter 2029–2030, the EUE is 62.99 MWh with an expected LOLE of 0.106 hours per year.[47]

ProbA Summary of Results			
	2026*	**2027-2028**	**2029-2030**
EUE (MWh)	8.205	0.01	62.99
NEUE (ppm)	0.040	0.000	0.29
LOLH (hours per Year)	0.014	0.000	0.11
***Provides the 2024 ProbA Results for Comparison**			

Demand
Québec's demand forecast is driven by electrification of transportation, industrial decarbonization, and electric heating. New sectors such as hydrogen production, battery manufacturing, and data centers are also contributing to demand growth. Forecasts are developed using sector-level modeling and include high and low scenarios to reflect uncertainty.

Demand-Side Management
Hydro-Québec operates a broad portfolio of DR programs, including interruptible load contracts for industrial and commercial customers, and smart heating and dynamic pricing for residential users. These programs are expected to provide 5,600 MW of peak reduction by 2034–2035. Reported capacities reflect actual observed reductions during events. EE and conservation programs are integrated into demand forecasts.

Distributed Energy Resources
BTM solar PV is expected to reach 705 MW by 2035. However, due to Québec's winter-peaking profile, the on-peak contribution of DERs remains below 5 MW. No operational impacts are expected, and no DER aggregators are currently active in the area.

Generation
4,000 MW of wind installed capacity is under development or construction, including the Apuiat project (204 MW), three 400 MW phases of Des Neiges, and two procurement rounds totaling 2,700 MW. Hydro-Québec is also pursuing:

- Up to 2,000 MW from hydro unit upgrades;
- 5,000 MW of wind installed capacity through new community partnerships;
- 3,440 MW from Churchill Falls upgrades and the Gull Island project;
- 3,000 MW of solar installed capacity by 2035, including 300 MW of front-of-the-meter PV by 2029;
- Potential battery storage and natural gas generation.

Except for the 4,000 MW of wind capacity in construction, these projects are not included in the Tier 1–3 categories due to their early development stage or ongoing stakeholder consultations.

Energy Storage
No energy storage resources are currently planned for commissioning during the assessment period.

[47] 2025 Probabilistic Assessment results cover the period from March of the first year to February of the second year.

Capacity Transfers
Québec maintains firm seasonal capacity exchange agreements with Ontario (600 MW imports in winter, exports in summer). Québec has several firm capacity export agreements during the summer season.

Transmission
Hydro-Québec plans to add 5,000 km of new transmission lines and several major substations by 2035 to support regional development and renewable integration. Key projects include the following:

- NECEC (1,200 MW to Maine) – expected in service by December 2025
- CHPE (1,250 MW to New York) – expected in service by May 2026
- Three new 735 or 315 kV corridors in Québec
- Jean-Jacques-Archambault substation – planned for 2029

No long-term transmission constraints have been identified.

Reliability Issues
Large industrial loads are screened and approved by the Québec government and Hydro-Québec based on available supply. A moratorium is in place for new blockchain clients. The system's winter peak is primarily driven by residential heating, and industrial additions are not expected to significantly affect peak uncertainty. To mitigate the impact of rising demand, Hydro-Québec is expanding its DSM programs and studying multiple new generation projects. In addition, Québec's large hydro reservoirs provide strong protection against the impacts of drought. The system is planned to meet a regulatory energy reliability criterion requiring sufficient reserves to withstand inflow deficits of 64 TWh over two years and 98 TWh over four years.



PJM

PJM Interconnection is a regional transmission organization that coordinates the movement of wholesale electricity in all or parts of Delaware, Illinois, Indiana, Kentucky, Maryland, Michigan, New Jersey, North Carolina, Ohio, Pennsylvania, Tennessee, Virginia, West Virginia, and the District of Columbia. PJM's footprint covers approximately 369,054 square miles and has an approximate population of 67 million people. PJM is the area's BA, Transmission and Resource Planner, Interchange Authority, Transmission Operator, Transmission Service Provider, and Reliability Coordinator. PJM is electrically interconnected with MISO, NPCC-New York, SERC-Central, and SERC-East. Peak electricity demand in PJM occurs during the summer season.

Demand, Resources, and Reserve Margins

Quantity	2026	2027	2028	2029	2030	2031	2032	2033	2034	2035
Total Internal Demand	158,937	164,186	169,981	176,094	183,883	192,647	200,507	204,197	207,253	209,923
Demand Response	8,184	8,439	8,703	9,002	9,398	9,845	10,250	10,409	10,533	10,629
Net Internal Demand	150,753	155,747	161,278	167,092	174,485	182,802	190,257	193,788	196,720	199,294
Additions: Tier 1	5,861	10,177	14,521	14,709	14,709	14,709	14,709	14,709	14,709	14,709
Additions: Tier 2	12,410	38,519	65,315	71,119	75,116	75,290	77,655	77,655	77,655	77,655
Additions: Tier 3	0	0	0	0	0	0	0	0	0	0
Net Firm Capacity Transfers	3,840	3,818	0	0	0	0	0	0	0	0
Existing-Certain and Net Firm Transfers	189,693	189,644	186,005	184,030	184,030	184,030	184,030	184,030	184,030	184,030
Anticipated Reserve Margin (%)	29.7%	28.3%	24.3%	18.9%	13.9%	8.7%	4.5%	2.6%	1.0%	-0.3%
Prospective Reserve Margin (%)	37.0%	49.9%	59.1%	55.9%	49.3%	42.6%	27.7%	25.4%	23.5%	20.0%
Reference Margin Level (%)	18.6%	20.1%	21.9%	23.9%	26.3%	28.9%	30.8%	33.0%	35.1%	35.1%

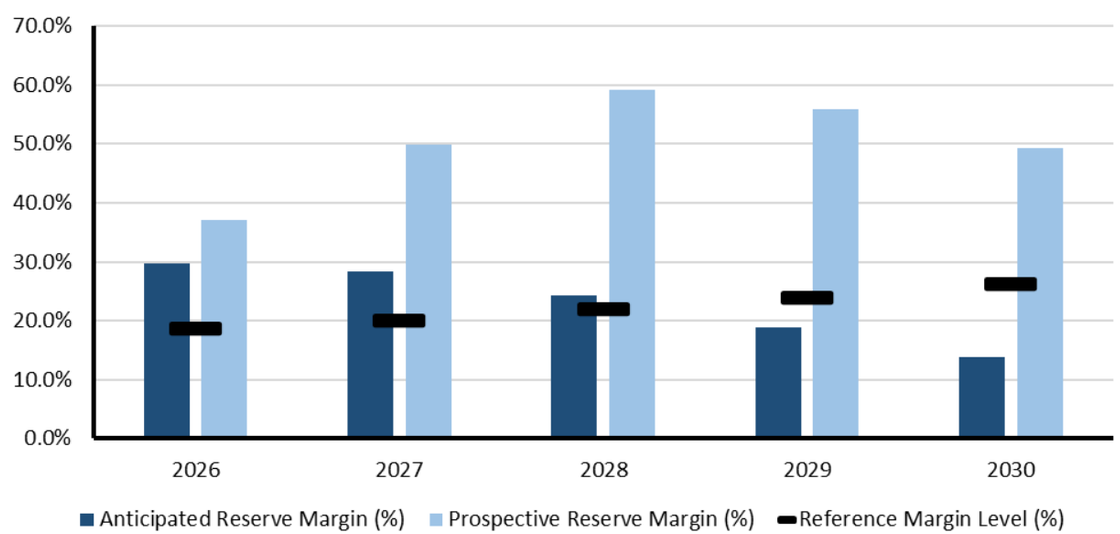

Planning Reserve Margins

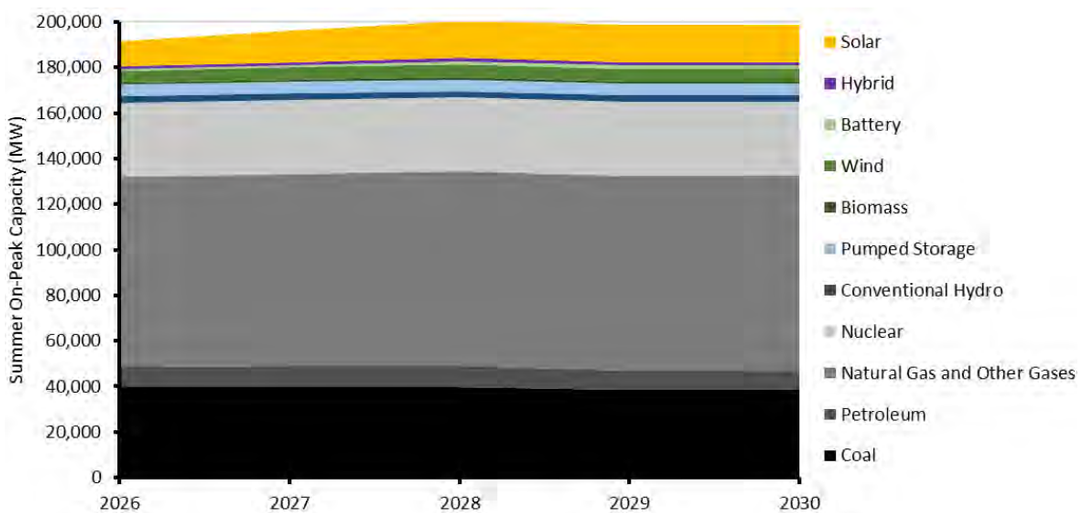

Existing and Tier 1 Resources

PJM Highlights

- Load forecasts have increased year over year due to data center and economic growth as well as increased electrification in the PJM footprint.
- Available generation capacity has decreased due to retirements and delays in new additions to the fleet.
- Based on the load increase and generation decrease, PJM is projecting potential reserve margin shortages during peak operating periods. As a result, there is an increased risk that emergency procedures may be required to meet load and reserve requirements.
- PJM will be heavily reliant on good generation performance from both fossil and inverter-based generation to avoid/minimize the need for emergency procedures.

PJM Projected Generating Capacity by Energy Source in Megawatts (MW)					
	2026	2027	2028	2029	2030
Coal	39,866	39,866	39,866	38,288	38,288
Coal*	39,866	37,738	27,448	28,002	26,464
Petroleum	8,952	9,163	9,163	8,766	8,766
Natural Gas	83,210	84,150	85,385	85,385	85,385
Natural Gas*	82,589	83,443	84,678	84,678	84,678
Biomass	857	907	907	907	907
Solar	11,282	13,616	16,141	16,328	16,328
Wind	5,251	5,496	5,622	5,622	5,622
Conventional Hydro	2,807	2,829	2,829	2,829	2,829
Pumped Storage	5,068	5,068	5,068	5,068	5,068
Nuclear	32,508	32,508	32,508	32,508	32,508
Hybrid	1,187	1,504	1,504	1,504	1,504
Battery	703	895	1,531	1,531	1,531
Total MW	191,712	196,002	200,524	198,737	198,737
Total MW*	191,091	193,166	187,399	187,743	186,205
***Capacity with additional generator retirements.** Generators that are forecasted to retire by PJM are removed from the resource projection where marked.					

PJM Assessment

Planning Reserve Margins
The PJM ARM falls below the Installed Reserve Requirement (RML) in 2029 when the ARM dips just below 19% as the RML reaches 24%.

- Accelerated retirements, driven by unit age and environmental public policy, of generators that provide necessary attributes needed to maintain reliability are outpacing new, mainly IBR additions. PJM received over 30 deactivation notifications totaling over 2 GW in 2024.
- Approximately 40% of new interconnection requests to the PJM grid are solar resources.

PJM faces an extreme and rapid tightening of supply and demand for capacity resources in the near term and needs additional resources to rapidly address its near-term reliability challenges.

PJM is in a transition year as the determination is based on the Reserve Requirement Study (RRS) and Effective Load Carrying Capability (ELCC) Study via PJM Manual 20A Resource Adequacy Analysis.[48]

Non-Peak Hour Risk, Energy Assurance, Probabilistic-Based Assessments
Based on the load increase and generation decrease, PJM is projecting a potential reserve margin shortages during peak operating periods. As a result, there is an increased risk that emergency procedures may be required to meet load and reserve requirements.

PJM will be heavily reliant on good generation performance from both fossil and inverter-based generation to avoid or minimize the need for such emergency procedures. The greatest risk is still during the summer peak period.

Probabilistic Assessments (NERC ProbA and Other Studies)
LOLH and EUE values for 2027 are 0.61 hours/year and 3,251 MWh/year, respectively, which are values consistent with PJM having a 2027 LOLE slightly worse than the 1 day in 10-year target. For 2029, the metrics significantly increase (LOLH = 9.97 hours/year and EUE = 67,581 MWh/year) due to significant forecasted peak load increases (i.e., more than 12,000 MW in summer and more than 14,000 MW in winter, driven by large load additions in the PJM footprint) and the changing resource portfolio mix (i.e., the retirement of thermal resources and the addition of wind, solar and storage, that do not provide an expected commensurate resource adequacy value when compared to the retired thermal resources).

In both studied years, large shares of the annual EUE and LOLH are concentrated in the winter months (especially January). In such winter days, the loss-of-load events identified by the model are driven by low temperatures, which result in high loads and the potential for high correlated outages from gas resources as well as poor performance from solar resources. These winter events tend to occur during both morning and evening peaks.

The smaller shares of EUE and LOLH observed in the summer period for 2027 and 2029 are driven by events in the evening (hours ending 19 and 20), during days with high temperature, high loads, and declining performance of BTM and front-of-the-meter solar resources, low performance of wind resources, and to a lesser extent by slightly worse performance of thermal resources.

The ProbA results differ from the LTRA results in that the ProbA models the following:

- Fewer additions: Resources that are identified as Tier 1 in the LTRA may not reach the in-service status on their targeted in-service date.
- More retirements: The current number of announced retirements does not reflect all the environmental policies that states in the PJM footprint are targeting for future years.

Base-Case Summary of Results			
	2026*	**2027**	**2029**
EUE (MWh)	538	3,251	67,580
NEUE (ppm)	0.00	3.50	65.50
LOLH (hours per Year)	0.11	0.61	9.97
* **Provides the 202**4 ProbA Results for Comparison			

Demand
The demand for electricity is growing at the fastest pace in years, primarily from the proliferation of data centers, electrification of buildings and vehicles, and manufacturing.

PJM expects its summer peak to climb by 55,779 MW to 209,923 MW in 2035, while winter peaks are expected to grow by 62,048 MW to reach 198,175 MW by winter 2034–35.

Sector models are a key part of the load forecast process, providing insights into why load trends are happening. Sector models also incorporate the independent assumptions on economic trends and

[48] https://www.pjm.com/-/media/DotCom/documents/manuals/m20a.pdf

end-use adoption and efficiency. The PJM load forecast process considers three sectors: residential, commercial, and industrial. Each sector has its own set of models and inputs.

The load forecast is constructed using 24 hourly models for each zone. In each model, load is the dependent variable. In the history, we start with metered load and then re-constitute with load management addbacks, load drops associated with peak shaving programs, load related to load adjustments (where applicable), and distributed solar generation estimates.

PJM's projected load indicators in many instances have doubled from the *2024 LTRA* projections. For example, net energy for load growth for PJM is projected to average 4.8%, up from 2.3% in last year's projections, per year over the next 10-year period and 2.9% over the next 20 years. Total PJM energy is forecasted to be 1,328,045 GWh in 2035, a 10-year increase of 495,264 GWh, and reaches 1,482,068 GWh in 2045, a 20-year increase of 649,287 GWh. Annualized 10-year growth rates for individual zones range from 0.2% to 8.4% with a median of 1.6%.

Demand-Side Management

As in past years, DR resources can participate in all PJM markets—capacity, energy, and ancillary services. DR is forecast to grow during the summer peak season from 8,184 MW in 2026 to 10,629 MW in 2035. PJM's probabilistic resource adequacy modeling accounts for observed DR availability variations by season and hour.

Distributed Energy Resources

PJM expects 4,810 MW of solar DERs at the time of summer peak demand in 2030 and 5,165 MW in 2035. The effects of solar DERs are included in the load forecast for PJM. No effect of solar DERs is incorporated in the winter load forecast since winter expected peak occurs after sundown.

PJM also expects 3,652 MW of contributions from plug-in EVs to load at the time of summer peak demand in 2030 and 8,250 MW in 2035, with additional contributions from distributed battery storage ranging from 300–900 MW over the same five-year period.

The net effect of DERs is included in the load forecast as the models utilize recent historical data, which implicitly include DERs.

Generation

PJM added 560 MW of new on-peak generation capacity since the 2024 LTRA. The new projects include one wind project at 24.5 MW and 19 solar projects totaling 535.5 MW. An additional 70 MW in capacity was connecting in late 2025.

Substituting thermal resources (coal, natural gas, and oil) with renewable generation (wind, solar, storage, and hybrid resources) may get significantly more challenging as the energy transition progresses and flexible thermal resources are still needed to maintain resource adequacy at one-in 10 LOLE.

Maintaining an adequate level of generation resources with the right operational and physical characteristics is essential for PJM's ability to serve consumer demand through the energy transition. The composition and performance characteristics of the resource mix will ultimately determine PJM's ability to maintain reliability. Today, thermal resources supply ERSs. Until a different technology can provide a reliable substitute at scale, an adequate supply of thermal resources will be needed to maintain grid stability.

Increasing levels of intermittent resources create significant variability and uncertainty to be managed by flexible resources. If the gas fleet of today remains as is, or decreases due to regulatory pressures, but additional storage resources do not get built at pace, immense pressure will be placed on natural gas to supply the ramping needs for the system. Changes to market mechanisms will be evaluated to ensure that adequate resources are incentivized to help PJM manage increasing system uncertainty and volatility.

For example, in 2025, FERC approved a PJM-proposed expansion of Surplus Interconnection Service to augment the operating efficiency and availability of existing resources, and the Reliability Resource Initiative, which attracted 11,000 MW of nameplate capacity in proposed, shovel-ready generation projects. PJM projects that the initiatives will boost Tier 1 resources by an additional 8.3 GW in summer periods and 3.4 GW in winter periods from the original *2025 LTRA* data submittal.

Such initiatives also impacted Tier 2 resources from 2026 to 2031, netting an additional 8.2 GW in summer capacity from the original *2025 LTRA* data submittal and 4.1 GW in winter capacity. These net increases factor resources that transitioned from Tier 2 to Tier 1, the Reliability Resource Initiative, and any recently withdrawn projects.

However, many of these projects continue to be slowed or stopped by factors that extend beyond PJM and affect multiple regions across the continent, including local opposition, state/local permitting delays, supply chain challenges, and financing.

PJM uses some differing capacity assumptions between the LTRA and ProbA. The LTRA counts more resource additions, mainly new solar and gas combined-cycle units, which may not actually become operational. In contrast, the ProbA is more conservative, excluding some Tier 1 resources that might not reach the in-service date as planned. Additionally, the LTRA only accounts for officially announced

retirements, while the ProbA also factors in potential retirements caused by state environmental policies, particularly affecting coal resources projected to retire by 2029.

As of June 2025, all generation capacity resources, with the exception of VERs, that are committed in PJM's Reliability Pricing Model or committed in a PJM Fixed Resource Requirement Plan shall be subject to operational testing initiated by PJM up to two times in each of the summer and winter seasons during the relevant delivery year. (Seasons are defined as: summer (May–October) and winter (November–April). Generation operational tests will be unannounced tests. The tests are being conducted to verify that generating resources can reliably operate when needed.

Energy Storage

Energy storage development continues in PJM. As solar generation increases in PJM, growth of storage is expected to follow since storage devices are frequently co-located with solar projects. Efficient grid operations in an era of rapid renewable energy resource growth will require greater system flexibility. Energy storage can offer grid operators another tool to maintain stable power supply under varying wind and solar power output driven by weather conditions or unit outages. Storage can also improve grid efficiency by increasing utilization of existing transmission lines. PJM continues to work with members, Department of Energy DOE national laboratories, and other industry entities to advance the use of energy storage and, in particular, enable its participation in PJM markets.

There is approximately 162 GWs of solar, wind, battery and hybrid in the PJM interconnection queue requesting capacity injection rights. Hybrid resources make up approximately 20 GWs and standalone storage makes up approximately 40 GWs.

To address the limited-duration issue, some developers are pairing storage with variable, renewable generation, such as solar or wind, to create opportunistic revenue streams. The pairing is either co-located (in which the storage facility and the generator facility are sited on the same parcel of land, but each has its own connection to the grid) or is hybrid (in which the storage facility and generator share a common connection to the grid).

Currently new storage is dispatched similar to other generators in economic order. No more specific operation has been considered due to the small penetration. Many older batteries are used for regulation.

Capacity Transfers

PJM does not rely on significant transfers to meet resource adequacy requirements. Maximum transfer (total transmission interchange capability) into PJM would amount to less than 2% of PJM's internal generation capability. At no time within this assessment period does the ARM get anywhere near 2%. PJM reliability would not be negatively affected if its transfers were dropped to zero.

Transmission

Beginning in 2023, PJM began to identify trends encompassing large load increases in specific areas, driven primarily by the construction of new data centers, and these were incorporated in PJM's 2024 RTEP cycle analyses for five-year (2029) and eight-year (2032) study year models. The large load increases are driving heavier, increased regional transfers and the consequent need for significant system reinforcement. PJM's load forecasting process incorporates methods by which it solicits and applies large load adjustments by transmission zone. Electrification itself is the process of converting conventional end-use load that uses fossil fuels (e.g., gas stoves and oil-burning furnaces) to use electricity instead, as well as the increased use of EVs. This is having a significant impact on the magnitude of the load forecast and load shape. Notably, additional electric heating will narrow the gap between summer and winter peaks.

Most transmission additions are related to local load deliverability problems and not new generation enhancement in Tier 2. Each generator is responsible for transmission enhancements associated with its interconnection and network enhancements if necessary. PJM does not use Tier 3 resources.

PJM's analysis of 2029 and 2032 summer, winter and light load conditions identified 8,520 thermal and voltage criteria flowgate violations across PJM, of which 1,609 were ineligible from competitive windows. The 6,911 remaining violations were addressed in 2024 RTEP Proposal Window No. 1

The large number of violations observed in the 2024 RTEP were driven by heavy west-to-east transmission interface flows caused by large load increases in the Dominion zone and in eastern PJM: 10 GW and 15 GW load increase for 2029 and 2032 between the load forecasts used for the 2022 and 2024 RTEP study cycles, respectively. The significant load growth is attributed primarily to data centers, electrification, and electric vehicle developments.

From PJM's 2024 RTEP Proposal Window No. 1 (July–September 2024), 94 competitive proposals to solve the 6,911 NERC reliability criteria violations identified in the RTEP 2029 model year analysis as well as those identified in the 2032 model year requiring long-lead-time transmission solutions. The PJM board approved $5.9 billion worth of regional and local projects to address the reliability criteria violations.



SERC-Central

SERC-Central is an assessment area within the SERC Regional Entity. SERC-Central includes all of Tennessee and portions of Georgia, Alabama, Mississippi, Missouri, and Kentucky. Historically a summer-peaking area, SERC-Central is beginning to have higher peak demand forecasts in winter. SERC is one of the six companies across North America that are responsible for the work under FERC-approved delegation agreements with NERC. SERC-Central is specifically responsible for the reliability and security of the electric grid across the Southeastern and Central areas of the United States. This area covers approximately 630,000 square miles and serves a population of more than 91 million. The SERC Regional Entity includes 36 BAs, 28 Planning Authorities, and 6 Reliability Coordinators.

Demand, Resources, and Reserve Margins

Quantity	2026	2027	2028	2029	2030	2031	2032	2033	2034	2035
Total Internal Demand	43,066	43,512	44,298	44,616	45,280	45,975	46,034	46,168	46,412	46,619
Demand Response	2,818	3,047	3,287	3,356	3,364	3,377	3,392	3,367	3,323	3,301
Net Internal Demand	40,248	40,465	41,011	41,260	41,916	42,598	42,642	42,801	43,089	43,317
Additions: Tier 1	518	492	4,567	5,435	5,435	5,435	5,435	5,435	5,435	5,735
Additions: Tier 2	20	245	837	837	837	837	837	837	837	837
Additions: Tier 3	178	234	300	362	743	795	2,107	3,293	5,539	5,591
Net Firm Capacity Transfers	460	391	-288	-287	-287	-221	-221	-220	-220	-157
Existing-Certain and Net Firm Transfers	47,859	47,438	45,895	44,503	43,474	43,382	43,448	42,484	42,485	41,414
Anticipated Reserve Margin (%)	19.1%	20.8%	19.7%	18.5%	16.5%	14.8%	12.4%	12.0%	8.7%	9.0%
Prospective Reserve Margin (%)	19.7%	22.0%	22.3%	21.1%	19.0%	17.3%	14.9%	14.5%	11.2%	11.5%
Reference Margin Level (%)	15.0%	15.0%	15.0%	15.0%	15.0%	15.0%	15.0%	15.0%	15.0%	15.0%

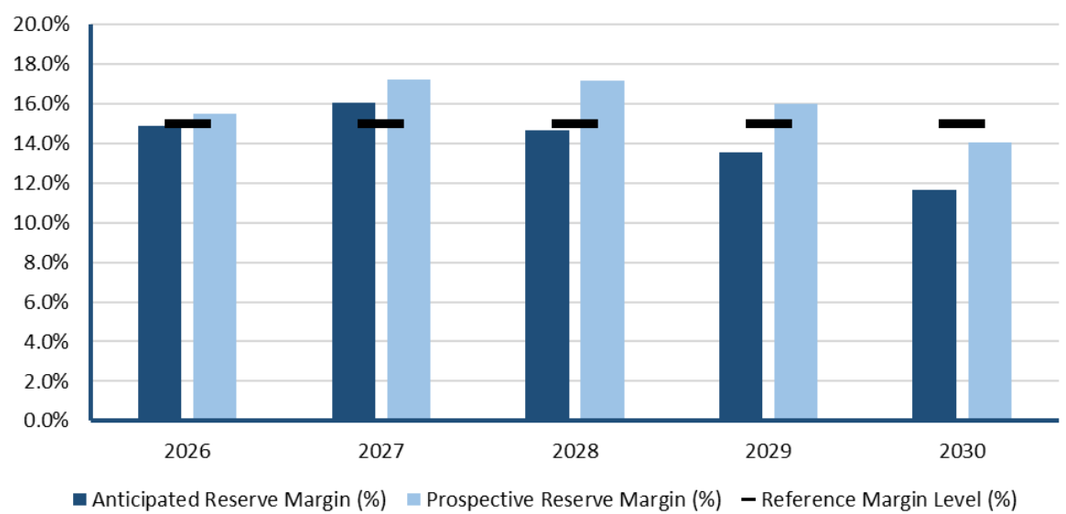

Planning Reserve Margins

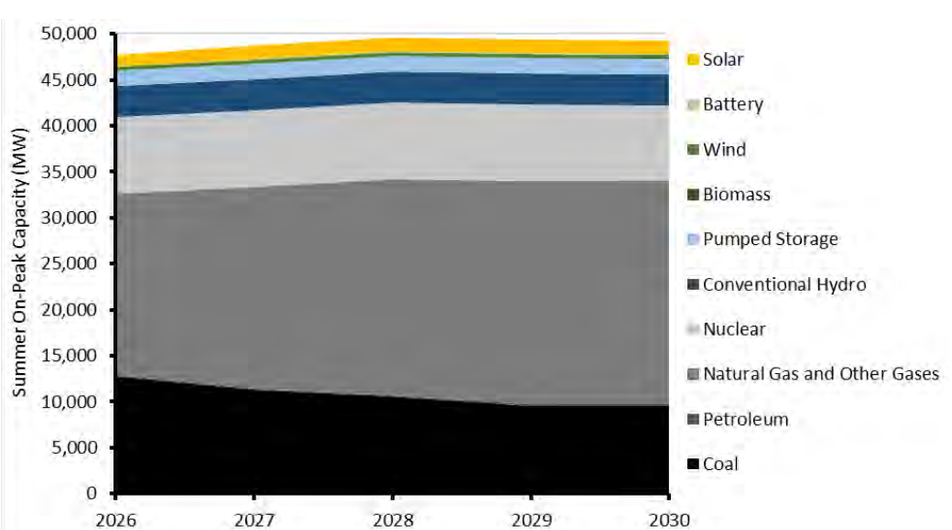

Existing and Tier 1 Resources

SERC-Central Highlights

- SERC-Central is projected to remain above its RML through 2030. The ProbA shows no loss of load over the 2027 and 2029 study years.

SERC-Central Projected Generating Capacity by Energy Source in Megawatts (MW)					
	2026	**2027**	**2028**	**2029**	**2030**
Coal	12,782	11,308	10,595	9,565	9,565
Coal*	**12,782**	**11,308**	**9,944**	**8,914**	**8,914**
Petroleum	128	128	128	128	128
Natural Gas	19,706	21,956	23,483	24,341	24,249
Natural Gas*	**19,279**	**21,529**	**22,585**	**23,443**	**23,443**
Biomass	37	37	37	37	37
Solar	1,181	1,408	1,445	1,455	1,455
Wind	370	370	370	370	370
Conventional Hydro	3,405	3,405	3,405	3,405	3,405
Pumped Storage	1,247	1,247	1,247	1,247	1,247
Nuclear	8,280	8,280	8,280	8,280	8,280
Battery	100	135	135	135	135
Total MW	47,236	48,274	49,124	48,963	48,871
Total MW*	**47,256**	**48,267**	**47,996**	**47,835**	**47,835**
***Capacity with additional generator retirements.** Generators that have announced plans to retire but have yet to be included in system plans are removed from the resource projection where marked.					

SERC-Central Assessment

Planning Reserve Margins

PRMs are crucial for ensuring the reliability and adequacy of electric transmission systems in the Central assessment area, with various entities employing different methodologies and targets. The concept of LOLE, often aiming for a standard of one day in 10 years (0.1 LOLE annually), is a critical metric used to establish these targets.

Several entities establish reserve margin levels based on resource adequacy study results. For instance, one entity sets target reserve margins at 29% in winter and 23% in summer, determined using a 1-in-10 LOLE study, a change from its previous economic reserve margin approach, which resulted in lower targets. Another entity performs a reserve margin study using the Astrapé Strategic Energy and Risk Valuation Model (SERVM) to establish summer (18%) and winter (25%) planning targets, balancing seasonal risk and cost, which also aligns with a 1-in-10-year expected probability of a loss-of-load event. Another entity uses the NERC/SERC-accepted 15% reserve margin for predominantly thermal systems, which is generally consistent with a one-day-in-10-year loss of load. Methodologies for determining these margins often involve probabilistic modeling using extensive weather data (e.g., 40 years of weather data with Astrapé SERVM) and simulations of hourly forced outages, load, market availability, and renewable resources. Key drivers of risk often include extreme weather, low renewable generation, forced outages, and limited import capability.

Since the *2024 LTRA*, some significant changes have occurred or are underway. One entity recently updated its minimum reserve margin constraints from economic reserve margin targets to a resource adequacy standard of one day in 10 years LOLE. This entity also conducted a LOLE study that incorporated improvements such as enhanced peak demand modeling and additional sensitivities, including temperature-dependent outage probabilities. Load forecasting is also updated annually to meet NERC MOD-32 requirements, aiming to maintain reserve margins at minimal cost while balancing risk, reliability, environmental responsibility, and flexibility.

Currently, most entities' ARMs are not expected to fall below their RMLs. However, challenges stemming from load growth and increased load sensitivity to weather, particularly in winter, have led to a reduction in reserve margin levels over the next 10 years for some. To address potential shortfalls and future needs, resource additions are being planned, including solar facilities, natural gas combined-cycle units, and battery storage. Utilities also account for uncertainty and variability in assumptions through quantitative scenario modeling and probabilistic weighting of key assumptions. The results of energy risk assessments are used to establish or confirm PRM targets based on simulations and scenario analyses, which account for variability in load, weather, and unit outages to ensure system reliability.

Non-Peak Hour Risk, Energy Assurance, Probabilistic Based Assessments

Energy risk assessments are an evolving aspect of grid reliability planning, moving beyond traditional peak-demand analyses to encompass all potential hours of the year, including non-peak periods in the Central subregion. These comprehensive assessments are vital due to the increasing variability and uncertainty in system demand and resource mix. Utilities employ a range of methods for these assessments, often including detailed LOLE studies that simulate hourly conditions over a 10-year horizon, incorporating extensive historical weather data and system flexibility. Some entities adopt a holistic, year-round planning approach that integrates scenario-based reserve margin analysis and robust fuel inventory management to handle supply and demand uncertainties. Probabilistic modeling is commonly used, leveraging extensive weather data (e.g., 40 years of weather data), and simulating hourly forced outages, load, market availability, and renewable resources to identify risks across a wide range of conditions.

Key drivers of risk examined in these assessments include extreme weather (both highly unexpected demand impacts and unseasonable conditions), low renewable generation, forced outages, and limited import capability. Other factors considered are low water conditions, fuel availability (such as natural gas pipelines and their interdependencies), resource outages, transmission constraints, common mode failures, correlated and dependent outages (derations), ramping limitations, and flexibility requirements. The results of these energy risk assessments are directly used to establish or confirm PRM targets, which are designed to account for variability in load, weather, and unit outages to ensure overall system reliability. These assessments also emphasize the importance of a balanced and diversified generation portfolio to reduce dependency on single sources and to hedge against supply disruptions. Furthermore, they support detailed operational planning, such as maintaining higher reserve margins during shoulder months to mitigate risks from maintenance outages and unpredictable weather, and implementing fuel security measures like firm transportation contracts and fuel inventory targets. Ultimately, the outcomes of energy assessments inform and guide a broad spectrum of strategic, operational, and planning decisions, ensuring that utilities can build robust, adaptive plans to provide consistent and reliable service despite external uncertainties and the evolving conditions of the electricity system.

ProbA Results

In the SERC model, based on data and assumptions, SERC-Central does not show any loss of load risk for 2027 nor 2029 for any of the 5375 cases. The annual metrics are shown below.

Base-Case Summary of Results			
	2026*	2027	2029
EUE (MWh)	0.10	0	0
NEUE (ppm)	0.00	0.00	0.00
LOLH (hours per Year)	0.00	0.00	0.00
*Provides the 2024 ProbA Results for Comparison			

However, the study shows overall reliance on imports from neighboring areas with the potential of insufficient local generation to meet the demand. The month of April in particular shows the risk of low hydro generation, which can coincide with planned maintenance outages. The summer load forecast is expected to grow by 1,005 MW and winter load forecast is expected to grow by 781 MW from 2027 to 2029. At the same time, there is an expected retirement of approximately coal generation in 2028, leading to tighter margins. Close to 2,600 MW of gas generation is expected to be added in the same period. Based on the ProbA, overall margins get tighter in 2029.

Demand growth, planned generator retirements, fuel diversity and reliance on imports contribute to growing energy risks. SERC and the SERC Central entities will need to continue to monitor the resource adequacy studies.

Demand

Utilities in the Central assessment area employ comprehensive and evolving methodologies to project future energy and demand needs, crucial for accurate system planning. Load forecasts are regularly updated, typically every one to two years, drawing heavily on historical data including hourly load profiles, economic indicators, demographic trends, and weather patterns. Many entities utilize econometric or regression-based models to capture the relationship between energy usage and variables like temperature, population, and housing. To account for uncertainty and variability, some utilities develop multiple forecast scenarios, employing historical weather extremes or probabilistic modeling to capture a range of potential outcomes. Forecasts also integrate emerging factors such as DERs, EVs, and end-use efficiency trends. Advanced modeling techniques include shaping system forecasts with hourly load profiles by customer class and DER type, with adjustments for anticipated industrial or commercial growth. Load forecast uncertainty (LFU) is managed through both quantitative scenario modeling and probabilistic weighting of key assumptions. Forecasts beyond a 10-year horizon, while highly uncertain, provide insights into potential long-term drivers such as the addition of data centers and large commercial/industrial loads, which can substantially increase demand and are often modeled as sensitivities in reliability studies. Electrification trends, particularly in home heating, contribute to increased winter peak sensitivity, and transportation electrification is expected to become a more significant driver beyond the 10-year horizon. While climate change and extreme weather impacts often are not pronounced in probabilistic load models, some models are refined to reflect more frequent cold weather patterns, and load impacts are often addressed through scenario planning rather than directly embedded in long-range forecasts.

Demand-Side Management

DR and other DSM programs vary significantly across utilities in the Central assessment area, playing a role in managing demand and enhancing system flexibility. Some entities model their DR programs as dispatchable supply-side resources, meaning their contribution is not reflected as load reductions in forecasts, with available capacity often estimated based on historical performance and being highly weather-dependent. Plans are in place for significant expansion of DR capacity over the next five years by some entities. Specific programs include legacy Interruptible Power, the newer PowerFlex offering greater flexibility in response times, and the relaunched dispatchable voltage regulation (DVR) program, which provides enhanced credits for both emergency and capacity events. Conservation voltage reduction (CVR) is employed as a 24/7 energy-efficiency tool, and Peak Rewards is an aggregator-based DR program for large commercial and industrial customers. Capacity from these programs is estimated based on historical reactivity to voltage changes and forecasted load, with some having specific use limitations, such as 400 event hours per year for DVR. While some smaller entities in Central report no current or planned dispatchable DR programs or note that DR is not a significant factor in their resource planning, other entities are actively growing this resource class, particularly for DR and peak load management. These aggregator-based programs are included in IRP inputs and modeled through semi-annually updated Power Supply Plan processes. The development and refinement of these programs help utilities ensure consistent and reliable service by balancing supply and demand, especially during critical periods.

Distributed Energy Resources

DERs, primarily solar PV, are generally incorporated into net load forecasts by most entities within the Central assessment area, though the specific methodologies and extent of integration vary. Some entities utilize historical data and national laboratory research to integrate distributed generation and EVs into their peak demand and energy forecasts. For example, one entity projects solar PV to reach approximately 1% of summer peak demand by 2028, with total DER capacity anticipated to be 153 MW by 2032. Another entity, which incorporates both BTM and front-of-meter DERs, forecasts solar PV penetration to grow from 250 MW by 2029 to 350 MW by 2034. They model BTM resources using irradiance-based hourly shapes and treat program-based solar as a fixed energy supply with simulated profiles. Future DER growth is projected using adoption curves based on economic payback periods and market trends, also accounting for local self-generation programs that allow up to 5% of annual energy needs.

However, some entities in the region either do not currently utilize or separately account for DERs due to minimal penetration or a lack of utility-sponsored programs. One entity has implemented a

cap on DER penetration at 10% of peak demand, expecting to reach this limit within five years, and models DERs at 80% of capacity during system peaks. IBRs, which include many DERs, are subject to rigorous modeling and verification processes, including fault ride-through testing, oscillation monitoring, and the enforcement of a minimum short-circuit ratio (SCR) to maintain system reliability.

The contribution of DER aggregators is currently limited but is actively expanding in the assessment area, with select entities integrating them into planning and demand-side management strategies. These aggregator-based programs are included in the entity's Integrated Resource Plan (IRP) inputs and are modeled through its semi-annually updated Power Supply Plan process. While some smaller entities report no current or planned dispatchable DR programs or note that DR is not a significant factor in their resource planning, others with minimal DER participation do not account for them separately in resource planning. The capacity from DER aggregators, where applicable, is generally reflected as part of DR resources and modeled as dispatchable or embedded in the net load forecast, depending on the entity. Overall, the assessment area sees a proactive effort by leading entities to grow this resource class for DR and peak load management as the energy landscape evolves.

Generation

Utilities in the Central assessment area are actively engaged in managing their generation portfolios, which are undergoing significant transformation, primarily driven by the integration of IBRs and a focus on flexible, dispatchable capacity. Planning entities have mechanisms to prevent the retirement of reliability-critical units, such as state laws mandating replacement with dispatchable capacity or ensuring replacement generation is established before retirement. Reliability and reserve margin studies are used to assess the impacts of retirements. One entity maintains its plan to retire a 297 MW coal-fired unit in 2027 due to economic and environmental factors, though the timing is under reassessment. There have been no changes to confirmed or unconfirmed retirements since the *2024 LTRA*, with entities projecting no new retirements.

Changing Resource Mix and Operational Considerations: Entities are addressing potential operational issues stemming from this evolving resource mix, particularly due to the increased penetration of solar, BESS, natural gas, and hydro resources. For instance, one entity is retiring a 297 MW coal-fired unit and adding approximately 240 MW of utility-owned solar, a 645 MW natural gas combined-cycle (NGCC) unit, and a 125 MW battery storage facility to enhance system ramping flexibility and absorb more intermittent generation. While annual stability assessments generally show no transmission stability issues, some entities have observed operational challenges related to IBR controls, tuning, and power oscillations. To mitigate these, advanced testing and commissioning processes for new IBRs are being implemented, including a "burn-in" period, and utilities require utility-scale solar resources to operate on automatic generation control (AGC) and allow for automated, proportional output reductions during surplus conditions. Planning activities regularly assess system inertia with IBRs, finding no critical issues related to low system inertia so far.

Addressing Net Demand Ramping Needs: Planners are proactively ensuring sufficient flexible resources are available for long-term net demand ramping needs. Some entities maintain a diverse mix of flexible, dispatchable resources with no planned thermal asset retirements, ensuring adequate inertia and system stability. One larger entity is preparing for the potential integration of up to 11,000 MW of solar over the next 15 years. Proactive measures include replacing 1,400 MW of aging combustion turbines (CTs) with 1,500 MW of modern Frame-type CTs, refurbishing older peakers, and planning for at least 500 MW of new aeroderivative CTs to support flexibility. Exploration of **long-duration energy storage technologies**, such as pumped hydro, gravity-based systems, and flow batteries, is also underway to provide future flexibility. A contractual ability to curtail solar output during times of low demand and high solar output, particularly in spring, serves as a backup measure.

Capacity Contribution Values for Various Resources: Capacity contribution values for different generation types vary based on resource characteristics and available data:

- **Thermal resources** typically use historical performance data, with planned additions relying on vendor guarantees. Forced outage rates for thermal units are generally not reflected in the reported values.
- **VERs** like wind and solar utilize seasonal or monthly net dependable capacity (NDC) values based on historical performance or modeled solar irradiance at peak times. For example, one entity uses 84% of nameplate capacity for solar in summer and 0% in winter, while another uses a 50% confidence level for monthly wind and solar contributions, accounting for inverter risk.
- **Energy storage** contributions vary by duration and reliability benefit; one entity assigns 93% for 8-hour storage and 85% for 4-hour storage, considering 4-hour duration sufficient for reliability.
- **Hydroelectric resources** are evaluated using historical seasonal performance. Most methodologies have remained consistent since the previous LTRA, with updates primarily to assumptions for loads, outages, and transmission imports. Probabilistic modeling, such as ELCC, is used to ensure resource adequacy.

IBR Performance and Reliability: Entities are actively addressing reliability risks from IBRs through various study requirements and operational protocols. Some require EMT models as part of the interconnection study process. Rigorous modeling and validation practices are implemented, including mandating PSSE and PSCAD models for interconnection, enforcing quality control, and evaluating harmonic distortion. A key focus is on inverter control systems that prevent momentary cessation and ensure inverters remain on-line during voltage and frequency excursions. While no

protection schemes or ancillary service needs have explicitly emerged, increased regulation demand has been observed with growing IBR penetration. AGC capability is being mandated for all new utility-scale solar facilities, and legacy plants are being retrofitted to allow system-wide output reductions for flexibility during surplus generation events. The primary challenges with IBRs relate to system stability and control rather than resource adequacy.

Generator Retirements

Natural Gas Fuel Supply Risk: Natural gas fuel supply risk is mitigated through various strategies, including **on-site fuel oil backup** at key generation sites and contingency-based studies simulating pipeline disruptions. One entity estimates that approximately **87% of its gas-fired winter peak capacity will have firm gas transportation or fuel oil backup** within the next five years. Following a 2022 winter event, reliability improvements were implemented by an affected pipeline operator. Strategies also include 100% storage-backed firm transportation for combined cycle units, diverse procurement and scheduling, and embedding fuels personnel in system operations for real-time communication with pipeline operators during contingency events. Long-term planning considers natural gas infrastructure limitations when evaluating new generation resource locations, ensuring fuel supply adequacy and construction timelines.

Energy Storage

Energy storage, primarily BESS, is being added to the system and is expected to contribute to reliability and flexibility. Expected uses include economic operation, reliability enhancements, peak shaving, and frequency response. The capacity contribution of energy storage is factored in based on its supply duration, with entities considering different minimum durations (e.g., 4-hour or 8-hour discharge capability). One entity is adding a 125 MW battery storage facility. These resources are incorporated into long-term planning through IRPs and power supply processes.

Capacity Transfers

The Central assessment area is proactively managing capacity transfers and ensuring transmission adequacy through a variety of studies, strategic investments, and coordinated efforts to maintain system reliability amidst an evolving resource mix and load growth.

The assessment area's ability to transfer capacity is continuously evaluated and is evolving:

- **Evaluation Methods:** Transfer capabilities are assessed through biennial resource adequacy studies that account for firm contracts and probabilistic delivery expectations, showing a positive contribution from increased firm contractual capacity to overall reliability. Seasonal assessments are also conducted to identify surplus transfer capacity across different times of the year, allowing for more accurate planning of bidirectional flows and optimizing the scheduling and delivery of transfers.
- **Observed Impacts and Trends:** One entity has seen an increased reliance on external generation resources, with over 6% of its firm capacity sourced from outside its immediate footprint, driven by fossil unit retirements, load growth, and shifts in its generation portfolio. While no significant changes in power flow patterns have been identified overall, the ongoing transition in the resource mix, along with planned retirements and new additions, is anticipated to influence future transfer scheduling, surplus availability, and bi-directional flow characteristics.
- **Coordinated Efforts:** Entities are implementing various coordination efforts to ensure reliable capacity transfers:
- **Seasonal Capacity Transfer Studies** analyze how different system conditions (e.g., summer and winter peaks, shoulder months) impact import/export capabilities.
  - A transfer monitoring process tracks firm capacity from external generators, ensuring their reliable availability during peak conditions.
  - Coordination with neighboring balancing authorities is undertaken to secure contractual commitments and physical transfer capability.
  - Some entities embed transfer analysis into their long-term planning documents (e.g., IRPs) to evaluate how future firm transfers impact transmission constraints and local reliability.

Transmission

Entities in Central are maintaining transmission adequacy, with significant projects and planning processes in place to address limitations and ensure reliability.

- **Major Transmission Projects:** The assessment area is undertaking numerous projects to support reliability and accommodate changing load and generation patterns. These include the following:
  - **New Line Construction:** Approximately 158 miles of new 345 kV lines and 18 miles of 161 kV lines, along with new 56 MVA 161/69 kV stations
  - **Substation Construction and Expansion:** Three new 345/161 kV stations and one new 161 kV switching station
  - **Transformer Additions/Upgrades:** Various upgrades to 345/161 kV and 161/69 kV transformers to increase capacity
  - **Line Rebuilds and Voltage Conversions:** Over 227 miles of 161 kV lines are being rebuilt, and nearly 20 miles of 69 kV lines are being converted to 161 kV

- **Voltage and Stability Projects:** Installation of a 60 MVAR capacitor bank (by 2025) and planned Statcoms to address voltage reliability
- **Regional Reinforcements:** Projects like a new 161 kV Line and Apalachia Area Improvements are critical to mitigate thermal overload, voltage collapse, and support native load reliability

- **Identified Transmission Limitations:** Planning studies have identified constraints often associated with transformer overloads, line loading issues, or high-voltage conditions.
- **Mitigation Planning and Actions:** To address identified limitations, utilities employ the following:
  - **Operating Guides and Real-Time Controls:** Providing generation dispatch limits or specific switching actions for constrained locations
  - **Infrastructure Expansion:** Planning multiple long-term system reinforcements
  - **Congestion Management Processes:** Using system operator tools and protocols to re-dispatch generation or adjust flows
  - **Annual Transmission Assessments:** Identifying and addressing long-term transmission constraints, including new service requests and interconnections
- **Changes to Transmission Planning Processes:** Since the 2024 LTRA, several enhancements are being implemented or considered:
  - Expanding the biennial Long-Range Plan to incorporate power transfers and extreme weather events
  - Updating generator interconnection and affected system procedures to comply with FERC Order No. 2023, with one entity transitioning to a cluster study approach (transitional cluster in 2025, full cluster in January 2026) to streamline interconnection requests and reduce backlogs
  - Evaluating multi-value projects through resource and capacity assessments to proactively address long-term transmission needs

Reliability Issues

The Central assessment area is actively managing and addressing a range of reliability issues stemming from evolving system conditions, including changes in resource mix, load growth, and extreme weather.

- **Reduced Reserve Margins and Challenges from Load Growth:** Entities in the SERC-Central region are confronting challenges due to load growth and an increased sensitivity of load to weather, especially in winter, which has resulted in a reduction in reserve margin levels over the next 10 years. While some entities anticipate their ARMs will not fall below their RMLs, one entity projects that without replacement resources, its reserve margin would fall below its target range due to a unit retirement in 2027, necessitating further resource additions for increasing economic development load beyond 2027. Underlying reliability issues include increasing winter peak demand sensitivity to weather and the potential for new large commercial loads. To address this, resource additions are being planned, and some entities are shifting their minimum reserve margin constraints to a resource adequacy standard of one day in 10 years LOLE, moving away from prior economic reserve margin targets that resulted in lower targets. Large industrial or commercial load additions, such as data centers and manufacturing centers, are actively monitored as they can introduce reliability risks due to short lead times and uncertain scalability, potentially challenging load forecasting and transmission development.
- **Operational Issues and System Stability with the Changing Resource Mix, Particularly IBRs:** The assessment area is actively addressing potential operational issues stemming from the increasing integration of IBRs like solar and BESS. Some entities have experienced operational challenges related to IBR controls, tuning, and power oscillations, including instances where solar generation contributed to over-generation events. While annual stability assessments have not yet identified transmission stability issues or critical issues related to low system inertia, increased regulation demand has been observed with growing IBR penetration. To manage these risks, entities are implementing proactive measures such as advanced testing and commissioning processes for new IBRs, requiring them to demonstrate stable performance. New utility-scale solar facilities are being mandated to operate on AGC, and legacy plants are being retrofitted for system-wide output reductions to provide flexibility during surplus generation events. The primary challenges related to inverter risks in the assessment area are system stability and control, rather than resource adequacy.
- **Natural Gas Fuel Supply Risk:** The reliability of the BPS faces risks from natural gas generator fuel supply issues, including production or transportation curtailments and limitations during both normal and extreme weather conditions. To mitigate these risks, various strategies have been developed.



SERC-East

SERC-East is an assessment area within the SERC Regional Entity. SERC-East includes North Carolina and South Carolina. Historically a summer peaking area, SERC-East is beginning to have higher peak demand forecasts in winter. SERC is one of the six companies across North America that are responsible for the work under FERC-approved delegation agreements with NERC. SERC is specifically responsible for the reliability and security of the electric grid across the Southeastern and Central areas of the United States. This area covers approximately 630,000 square miles and serves a population of more than 91 million. The SERC Regional Entity includes 36 BAs, 28 Planning Authorities, and 6 Reliability Coordinators.

Demand, Resources, and Reserve Margins

Quantity	2026	2027	2028	2029	2030	2031	2032	2033	2034	2035
Total Internal Demand	44,414	45,289	45,893	46,128	46,646	47,256	47,776	48,445	48,870	49,313
Demand Response	1,608	1,620	1,621	1,652	1,679	1,702	1,726	1,751	1,773	1,795
Net Internal Demand	42,806	43,669	44,272	44,476	44,967	45,554	46,050	46,694	47,097	47,518
Additions: Tier 1	959	2,109	2,817	5,282	7,348	8,656	9,921	11,186	11,186	11,186
Additions: Tier 2	215	484	2,009	3,231	4,045	4,551	5,114	6,232	9,022	9,022
Additions: Tier 3	0	0	0	0	0	0	0	0	0	0
Net Firm Capacity Transfers	150	150	150	236	236	236	236	236	236	236
Existing-Certain and Net Firm Transfers	54,964	54,880	54,953	53,222	53,316	52,237	50,919	50,919	49,557	49,557
Anticipated Reserve Margin (%)	30.6%	30.5%	30.5%	31.5%	34.9%	33.7%	32.1%	33.0%	29.0%	27.8%
Prospective Reserve Margin (%)	32.7%	33.1%	36.5%	40.3%	45.4%	45.1%	44.7%	47.8%	49.5%	48.2%
Reference Margin Level (%)	15.0%	15.0%	15.0%	15.0%	15.0%	15.0%	15.0%	15.0%	15.0%	15.0%

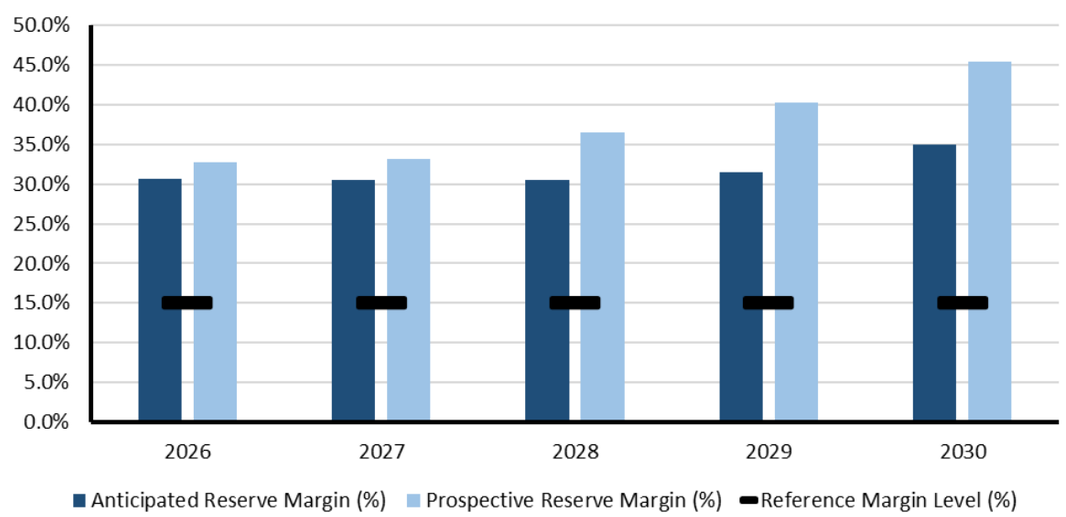

Planning Reserve Margins

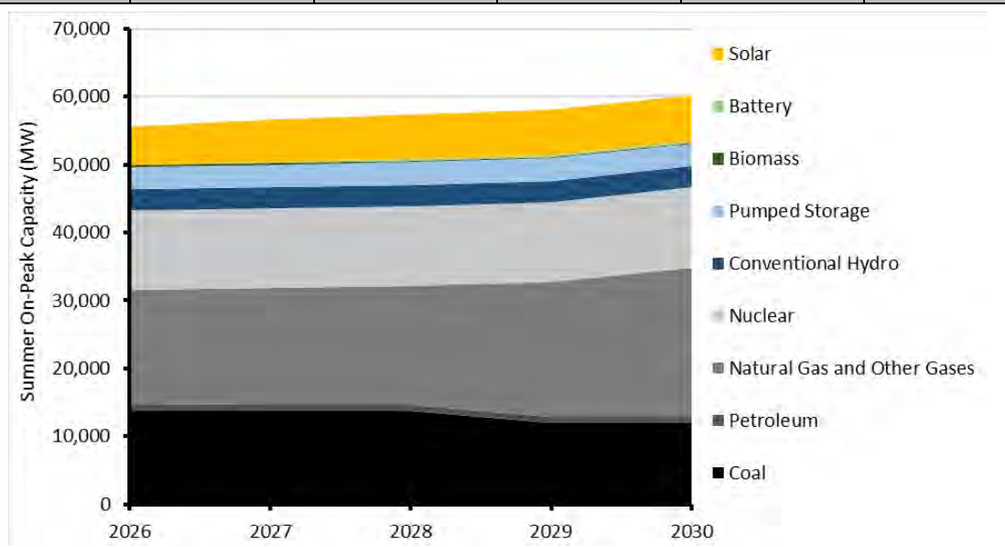

Existing and Tier 1 Resources

SERC-East Highlights

- The 2025 ProbA reveals elevated levels of risk occurring in both the 2027 and 2029 study years.
- To offset the upcoming retirements, SERC-East has planned 2 GW of solar resources and 8.9 GW of gas additions over the next 10 years.

SERC-East Projected Generating Capacity by Energy Source in Megawatts (MW)					
	2026	**2027**	**2028**	**2029**	**2030**
Coal	13,715	13,715	13,715	11,898	11,898
Petroleum	1,044	992	992	992	992
Petroleum*	1,044	868	868	868	868
Natural Gas	16,737	17,081	17,396	19,816	21,851
Biomass	176	176	176	176	176
Solar	5,649	6,223	6,626	6,671	6,702
Conventional Hydro	3,094	3,094	3,094	3,094	3,094
Pumped Storage	3,324	3,324	3,324	3,324	3,324
Nuclear	11,795	11,795	11,808	11,808	11,902
Battery	8	208	258	258	258
Total MW	**55,540**	**56,606**	**57,388**	**58,035**	**60,196**
Total MW*	**55,540**	**56,482**	**57,264**	**57,911**	**60,072**
***Capacity with additional generator retirements.** Generators that have announced plans to retire but have yet to be included in system plans are removed from the resource projection where marked.					

SERC-East Assessment

Planning Reserve Margins

PRMs in the assessment area are generally expected to remain above reference levels over the next five years, indicating no immediate system-wide resource adequacy concerns. However, there are variations among entities. For instance, one generation-only BA with an all-hydro portfolio finds reserve margin requirements inapplicable, while another entity reports sufficient margins. A third entity anticipates potential reserve margin challenges starting in Winter 2027 due to significant new load additions and its targeted 18% winter reserve margin. To address this, it has issued requests for proposals for new capacity resources, including battery energy storage, and is evaluating longer-term options.

Other entities expect their reserve margins to remain above the 15% reference level for both near-term (0–5 years) and longer-term (6–10 years) outlooks, despite significant projected winter load growth of approximately 2% annually, which is expected to increase winter peak demand by about 6,500 MW by 2035. Their IRPs identify substantial new resources through 2035, including thousands of megawatts of solar, battery storage, wind, combustion turbines, combined-cycle units, and small modular nuclear reactors. They also plan to implement uprates to existing units. These entities aim to achieve a 22% winter PRM by 2031. Approximately 5,800 MW of coal generation is slated for retirement over the next decade, but these retirements are contingent on securing sufficient replacement capacity to maintain reliability and meet the 22% winter reserve margin target. Without firm replacement resources, coal retirements would be deferred to preserve system reliability.

Since the *2024 LTRA*, most entities have not significantly changed their resource adequacy planning or procurement processes. One entity, operating hydro-only resources, has not made any changes, nor has another entity that is replacing coal-fired generation with natural gas combined-cycle units, though this shift indirectly enhances reliability. However, a third entity, based on its 2022 LOLE study, increased its winter reference PRM from 12% to 18% by 2026, while maintaining the summer reserve margin at 15%. This adjustment reflects heightened concern over winter reliability risks due to electrification trends and potential load increases. Other companies continue to refine strategies for load growth, resource additions, unit uprates, and retirements, maintaining an "all-of-the-above" strategy.

The RML is typically determined by each entity using probabilistic reliability metrics, commonly targeting a LOLE of no more than 1 day in 10 years, or to comply with state requirements. Entities establish separate summer and winter RMLs, considering factors such as load forecast uncertainty, generator availability, and extreme weather impacts. Planning relies on detailed statistical modeling and ELCC studies to assess resource contributions, particularly for variable energy resources like solar, batteries, and wind. The capacity contribution values for variable energy resources and energy storage are determined by ELCC analyses, which discount nameplate capacity to firm, dependable capacity to meet LOLE standards, while non-variable resources like thermal units are counted at their nameplate capacity. Uncertainty and variability in assumptions are accounted for through "High" and "Low" load forecast scenarios that vary demographic and economic growth, large-load adoption rates, rooftop solar penetration, and EV uptake, which in turn drive planning reserve and resource-adequacy sensitivity cases. Although no major methodological changes occurred over the past year, there is a clear trend toward higher winter margins and an emphasis on flexible, dispatchable resources. A reliability verification step within the IRP process ensures that any developed portfolio meets reliability criteria, regardless of its stated installed capacity (ICAP) margin.

Energy Risk, Probabilistic-Based Assessments

Entities within the assessment area exhibit varying approaches to assessing energy risk, with some currently in the early stages of implementation or lacking formal processes. For instance, one generation-only BA with an all-hydro portfolio has not identified any energy risks to date. Another entity has yet to establish a formal energy risk assessment process but is preparing for the forthcoming implementation of NERC's BAL-007-1 standard, which will mandate the development of such procedures and assessments. A third entity also acknowledges the importance of developing these capabilities but currently has no established process or results to report.

Despite the current limitations in formal assessments, the sources indicate that key drivers of energy risk expected to be considered in future evaluations include the following:

- Fuel availability constraints, particularly concerning natural gas supply and delivery
- Impacts from unseasonable extreme weather
- Limitations of variable energy resources
- Transmission or interchange constraints
- Correlated outages
- Other factors such as low water conditions, resource outages, and ramping limitations

Entities within the assessment area extensively employ probabilistic reliability metrics and studies as fundamental tools in their transmission and resource planning processes. These assessments are primarily centered on determining resource adequacy and PRMs, with a common objective of achieving a LOLE of no more than 1 day in 10 years. This probabilistic standard is a cornerstone for establishing the reliability needed to meet anticipated demand.

Key probabilistic assessments and their applications include the following:

- LOLE Studies: These studies are crucial for setting PRMs. For example, one entity increased its winter reference PRM from 12% to 18% by 2026 following a 2022 LOLE study, reflecting heightened concern over winter reliability risks due to electrification trends. The results from LOLE models are also used in a reliability verification step within IRPs to ensure that proposed resource portfolios can meet reliability thresholds year-round, including accounting for net demand ramping and energy adequacy needs.
- ELCC Studies: These are a specific type of probabilistic assessment used to determine the capacity contributions of VERs such as solar, wind, and battery storage. Unlike non-variable resources like thermal units, which are typically counted at their nameplate capacity, VERs and energy storage undergo ELCC analyses to discount their nameplate capacity to firm, dependable capacity that effectively contributes to meeting LOLE reliability standards. ELCC studies account for factors such as the intermittent, diurnal nature of solar output, especially noting that solar output is minimal during typical winter peak loads (early morning and late evening).
- Statistical Modeling: Entities use detailed statistical modeling to establish separate summer and winter RMLs, considering factors like load forecast uncertainty, generator availability, and extreme weather impacts. While no major methodological changes occurred over the past year, there is a clear trend toward higher winter margins and an emphasis on flexible, dispatchable resources.
- Stochastic Analysis in Load Forecasting: To account for the inherent uncertainties in demand, especially with the addition of large industrial customers like data centers, entities employ stochastic analyses. For instance, one entity uses a 50,000-trial stochastic analysis to capture the probability and timing of prospective data center and manufacturing projects.
- Load Forecast Uncertainty (LFU) Scenarios: Planning processes integrate “High” and “Low” load forecast scenarios that vary demographic and economic growth, large-load adoption rates, rooftop solar penetration, and EV uptake. These scenarios directly drive planning reserve and resource-adequacy sensitivity cases, allowing planners to assess system resilience under different conditions.

Regarding non-peak hour risk and energy assessments, entities are in varied stages of implementing formal processes. While some currently lack established procedures, they acknowledge the forthcoming implementation of NERC’s BAL-007-1 standard, which will mandate the development of such assessments. As these formal energy risk assessments are initiated, future reports are expected to include risk quantification tied to specific drivers (e.g., fuel supply constraints, weather-driven demand volatility, system flexibility limitations) using probabilistic metrics across operational time frames, beyond just peak demand hours. These formal energy risk assessments, once fully implemented, are intended to be essential tools for informing strategic planning and operational decisions to ensure resource capacity is available across a broad range of conditions.

ProbA Results

Base-Case Summary of Results			
	2026*	2027	2029
EUE (MWh)	143	231	538
NEUE (ppm)	0.60	0.98	2.27
LOLH (hours per Year)	0.09	0.16	0.33
*Provides the 2024 ProbA Results for Comparison			

The ProbA results for the year 2027 indicate some risk for SERC-East in the winter months of January and February. This is in line with the risk findings of previous ProbA studies. The annual EUE is 231.75 MWh but for a very short, expected duration of 0.15 hours. As shown in the 2027 EUE Heat Map below, the risk occurs during winter morning hours around 7:00-8:00 a.m. due to a combination of higher loads and solar resources not yet ramped up. The risk is seen mainly in January but on a smaller scale in the other winter months of February and December. The major contributing weather-years to the EUE in the model are 1982 and 1985, which experienced one of the worst winters throughout the SERC Region, limiting the amount of imports from neighboring subregions.

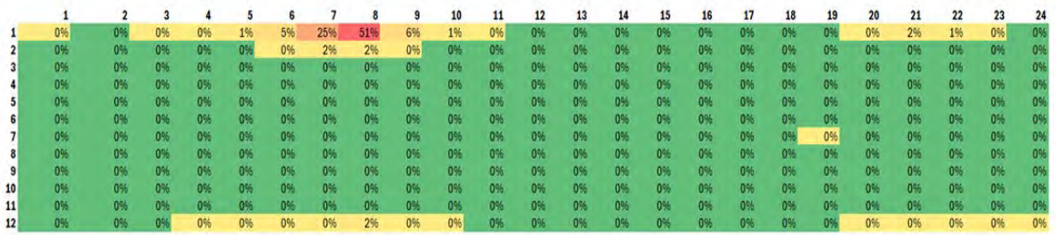

2027 EUE Heat Map

	1	2	3	4	5	6	7	8	9	10	11	12	13	14	15	16	17	18	19	20	21	22	23	24
1	0%	0%	0%	0%	1%	7%	23%	41%	9%	2%	0%	0%	0%	0%	0%	0%	0%	0%	0%	0%	0%	0%	0%	0%
2	0%	0%	0%	0%	0%	1%	3%	5%	1%	0%	0%	0%	0%	0%	0%	0%	0%	0%	0%	0%	0%	0%	0%	0%
3	0%	0%	0%	0%	0%	0%	0%	0%	0%	0%	0%	0%	0%	0%	0%	0%	0%	0%	0%	0%	0%	0%	0%	0%
4	0%	0%	0%	0%	0%	0%	0%	0%	0%	0%	0%	0%	0%	0%	0%	0%	0%	0%	0%	0%	0%	0%	0%	0%
5	0%	0%	0%	0%	0%	0%	0%	0%	0%	0%	0%	0%	0%	0%	0%	0%	0%	0%	0%	0%	0%	0%	0%	0%
6	0%	0%	0%	0%	0%	0%	0%	0%	0%	0%	0%	0%	0%	0%	0%	0%	0%	0%	0%	0%	0%	0%	0%	0%
7	0%	0%	0%	0%	0%	0%	0%	0%	0%	0%	0%	0%	0%	0%	0%	0%	0%	0%	0%	0%	0%	0%	0%	0%
8	0%	0%	0%	0%	0%	0%	0%	0%	0%	0%	0%	0%	0%	0%	0%	0%	0%	0%	0%	0%	0%	0%	0%	0%
9	0%	0%	0%	0%	0%	0%	0%	0%	0%	0%	0%	0%	0%	0%	0%	0%	0%	0%	0%	0%	0%	0%	0%	0%
10	0%	0%	0%	0%	0%	0%	0%	0%	0%	0%	0%	0%	0%	0%	0%	0%	0%	0%	0%	0%	0%	0%	0%	0%
11	0%	0%	0%	0%	0%	0%	0%	0%	0%	0%	0%	0%	0%	0%	0%	0%	0%	0%	0%	0%	0%	0%	0%	0%
12	0%	0%	0%	0%	0%	0%	1%	2%	1%	0%	0%	0%	0%	0%	0%	0%	0%	0%	0%	0%	0%	0%	0%	0%

2029 EUE Heat Map

For the year 2029, SERC-East risk continues to grow with 538.48 MWh of EUE and 0.33 hours of LOLH. As is shown in the 2029 EUE Heat Map above, the trends of risk are similar to the findings of 2027, with risk is expected to occur primarily in January, but other winter months of February and December as well. The expected duration of risk is still very short, occurs around 7:00-8:00 a.m. Load is expected to grow in SERC-East. In 2028, more than 1800 MW of coal is expected to retire. While there are some replacements with battery, solar generation, and DR, they are limited in the winter morning risk hours as seen in the study and contribute to the increase in EUE in 2029.

Between 2027 and 2029, the is an expected addition of 683 MW summer load and 985 MW winter load. In the last stages of the ProbA, SERC worked with its entities to identify an error in winter load forecast reporting. We are unable to rerun the model in time for the submission however, we are working with the entities to make the correction to the LTRA. For SERC-East, the overall 2029 winter load forecast should be 1932 MW than is currently reported. The expected risk would be higher along the same trends as is seen in the present study for the year 2029

In the SERC SERVM model, there are 5,375 unique cases. There was not a case for the 1 in 1,000 event or higher probability. The following charts show the expected (typical) vs. risk profiles and the contribution to reliability by component for the study year 2027.

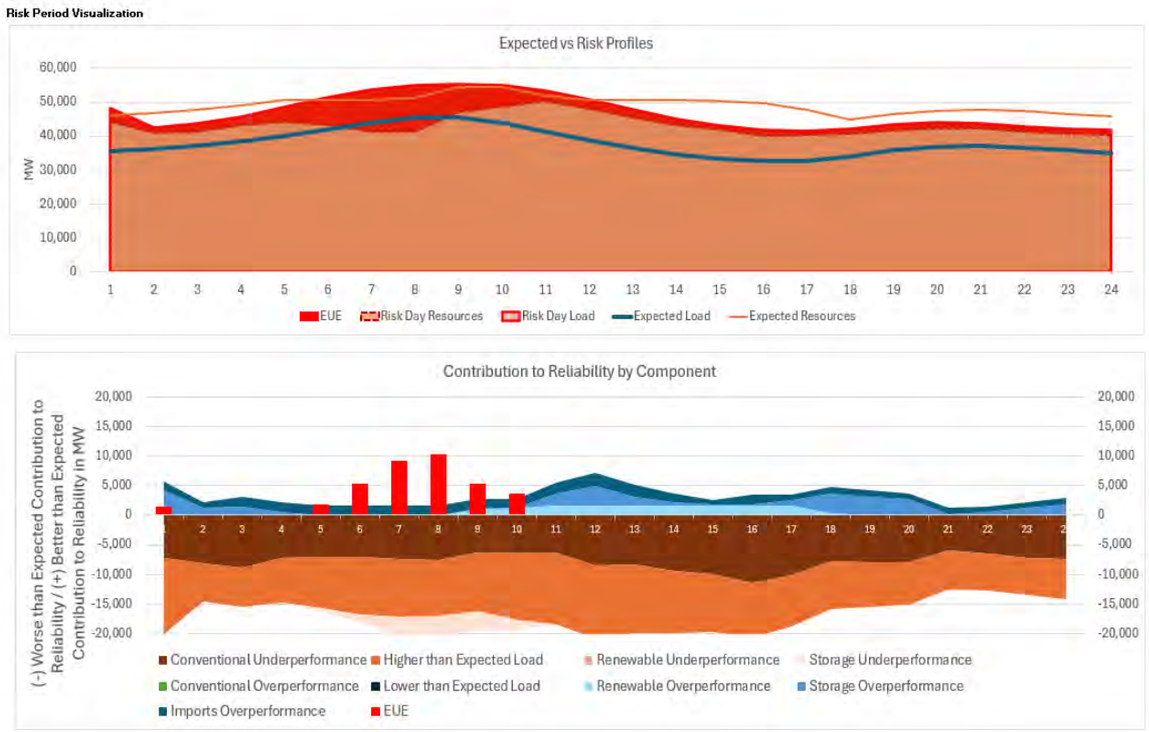

Expected vs. Risk Profiles and Contribution to Reliability by Component

The event day with the worst case EUE hour was chosen for reference (load forecast error +4%, weather year 1985, winter). The chart shows risk during winter morning hours from 4:00-10:00 a.m. and 12:00-1:00 a.m. In this event, the risk is driven by the load forecast higher than expected, unavailability of storage, unavailable or limited solar generation, and some conventional generation on outage. Some imports from neighboring areas are available.

The following charts show the expected (typical) vs. risk profiles and the contribution to reliability by component for the study year 2029. The event day with the worst case EUE hour was chosen for reference (load forecast error +2%, weather year 1985, winter).

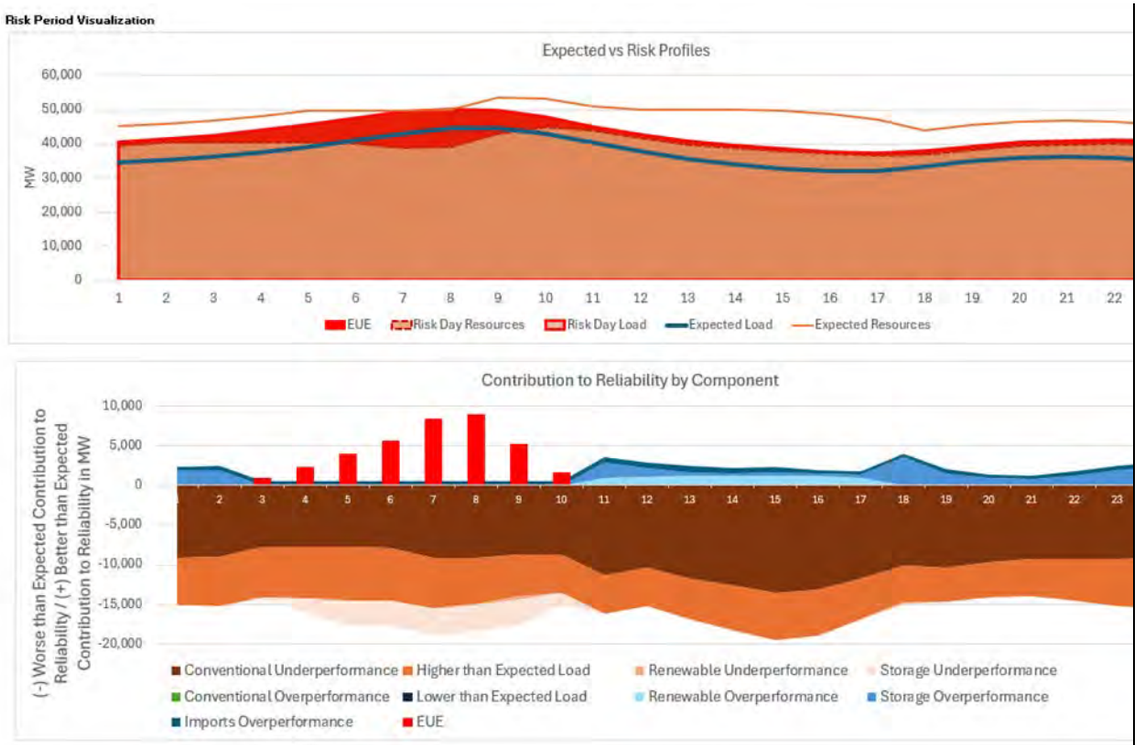

Similar to the 2027 event, there is risk during winter morning hours from 3:00-11:00 a.m. In this event, the risk is driven by the load forecast higher than expected, unavailability of storage, unavailable or limited solar generation, and some conventional generation on outage. While there are some imports from neighboring areas available, it is much lower in this event.

Demand growth and planned generator retirements contribute to growing energy risks. SERC and the SERC East entities will need to continue to monitor the resource adequacy studies.

Demand

The assessment area develops its load forecasts using a combination of short-run and long-run econometric techniques, which are then aggregated into a coincident system peak outlook. One entity uses statistically adjusted end-use (SAE) models for customer classes, supplemented by adjustments for energy-efficiency programs, rooftop solar, and EV forecasts from external consultants. Another entity applies SAE regression for residential and commercial classes, a consultation-based approach for large industrial customers, and a 50,000-trial stochastic analysis to capture the probability and timing of prospective data center and manufacturing projects. Municipal and wholesale sub-area forecasts are integrated to form the coincident peak, with contracts having defined end dates removed to prevent overstatement of future demand. Load forecast uncertainty (LFU) is addressed through "High" and "Low" scenarios that vary demographic and economic growth, large-load adoption rates, rooftop solar penetration, and EV uptake, driving planning reserve and resource-adequacy sensitivity cases. Since the 2024 LTRA, key refinements include the explicit addition of an EV demand component starting in 2025, more frequent updates for large industrial prospects, and expanded stochastic modeling to capture rising volatility from electrification and BTM generation.

Changes in the 10-year forecasted demand and energy growth rates since the *2024 LTRA* are primarily driven by the anticipated addition of large new loads, especially data centers and other industrial facilities. These loads are accounted for via a post-modeling stochastic adjustment from active projects and are a significant driver, contributing approximately 1,100 MW by 2034. Electrification trends, particularly EV adoption, are also included, projected to increase residential and commercial summer peak demand by 33 MW and winter demand by 3 MW by 2034. Rooftop solar is forecast to offset summer demand by 3 MW, with no winter peak impact. Other potential drivers like geographic/demographic shifts, economic outlook, EE (beyond standard modeling), flexible loads, extreme weather, and climate change are currently not considered significant contributors to forecast changes. Beyond the 10-year window, electrification and industrial expansion are expected to continue influencing demand, though uncertainty increases.

Demand-Side Management

DR programs are actively monitored and managed through contractual agreements, control technologies, and performance metrics. DR capacity primarily supports the grid during peak periods, with one entity's capacity mainly from interruptible loads and customer standby generation based on contracted firm demand. Programs focus on winter peak capacity support with some summer use but do not currently address ancillary services. Recent initiatives include a residential DR program (smart thermostat rewards, peak time rebates, time-of-use education) and a residential DR program with load control switches on HVAC units and water heaters, contributing about 2.3 MW based on industry benchmarks. However, efforts to develop more precise baselines for measuring performance have yielded inconsistent results, especially in winter, leading to continued reliance on industry averages. Plans include piloting a "Bring Your Own Thermostat" initiative and transitioning to smart thermostat and other grid-edge technologies due to limitations of current switch-based programs.

Since the *2024 LTRA*, regulatory approvals have expanded incentives for most residential controllable programs (heat strip control, thermostats, water heaters, batteries, except the newer battery program) and increased program coverage. This includes a statewide water heater switch program

launching in 2025, adding November as a winter control month, and enabling year-round water heater control. Emerging technologies like EV batteries, smart panels, home automation, and smart inverters are being monitored for future inclusion. A multi-year initiative has been approved to quantify broader value streams from DR, potentially including energy, regulation, and ancillary services. For non-residential customers, a "Bring Your Own kW" winter load curtailment program is expanding, and two new 2025 programs offer an economic curtailment option and a shorter emergency curtailment program. A planned retirement of one large customer DR program aims to streamline offerings into a unified portfolio called PowerShare.

No major changes have been reported for EE and conservation since the *2024 LTRA*, but refinements are being considered. EE impacts are integrated into load forecast models as post-modeling adjustments, reflecting incremental improvements and new program designs. EE is embedded within customer class forecasts and refined through stakeholder input and ongoing evaluation. Looking ahead, increased focus is expected on load-modifying technologies, smart home integration, and more dynamic EE measurement approaches, potentially through real-time metering data or integration with distributed energy resource management systems (DERMS).

Distributed Energy Resources

DERs, particularly BTM solar PV, are anticipated to experience gradual growth within the assessment area over the next 5 and 10 years, although their current penetration levels remain low. Forecasts project residential solar installations to grow by approximately 8% in 2025, tapering slightly to 7% in 2026 and 2027, and then stabilizing around 6% annually thereafter. These projections are informed by local adoption trends, national market dynamics, and regression models that consider economic payback factors such as installation costs, incentives, and bill savings. Historical metering data also shows a recent decline in new BTM installations due to the expiration of DER incentive programs, which influences future projections.

In terms of integration into planning, BTM solar generation is primarily treated as a load modifier, effectively reducing net load through hourly profiles consistent with prior methodologies. Transmission planning similarly incorporates DER generation as a load reduction rather than a supply resource. For generation planning, the capacity value of solar is assessed through ELCC studies due to its intermittent and diurnal nature. Unlike fully dispatchable thermal resources, which are counted at their full nameplate capacity, solar output varies and typically yields minimal output during early morning and late evening winter peak loads. Summer peak loads align better with solar generation, but its capacity contribution still requires careful assessment through ELCC to discount nameplate capacity to firm, dependable capacity to meet LOLE reliability standards.

The system-level impact of current BTM solar on peak demand and load shapes has been minimal, with no significant operational issues identified from existing penetration levels. BTM solar output is projected to represent only 1% to 1.5% of system load over the planning horizons. While no DER-related reliability risks are anticipated for summer 2025, entities are monitoring for potential localized impacts on midday load in areas with higher solar density. Aside from solar PV, no other types of BTM DERs are currently known to materially affect demand-side profiles.

Regarding DER aggregators, there are currently no active or projected aggregators contributing to electricity demand management within the assessment area, and no such capacity is included in forecasts for the next 5 or 10 years. No formal programs are in place to involve DER aggregators in wholesale electricity markets or Integrated Resource Plans, and no virtual power plants operate within the system. While broader grid reliability studies, particularly concerning IBRs, have been conducted through collaborations like the Eastern Interconnection Planning Collaborative, these efforts have not yet extended to DER aggregation. However, if DER aggregator participation increases in the future, planning practices will be adjusted accordingly.

Since the *2024 LTRA*, there have been no major modifications to DER monitoring or modeling methods. However, future updates aim to distinguish between solar-only and solar-plus-storage DERs. Load forecast uncertainty (LFU) scenarios do account for rooftop solar penetration and BTM generation, reflecting the rising volatility introduced by electrification.

Generation

Generation planning and management within the assessment area involve a comprehensive set of studies and strategies to ensure reliability amidst an evolving resource mix and increasing load growth.

Overall Planning and Resource Mix Evolution

Entities in the assessment area conduct extensive reliability studies as part of their resource planning, including resource adequacy and LOLE studies, typically targeting a reliability standard of no more than 1 day in 10 years. These studies inform integrated resource planning (IRP) processes, which evaluate new generation scenarios and resource transitions.

The resource mix is undergoing significant changes, driven by the following:

- **Retirements:** Approximately 5,800 MW of coal generation is slated for retirement over the next decade. However, these retirements are contingent on securing sufficient replacement capacity to maintain reliability and a target winter reserve margin. For instance, Roxboro units are expected to retire 1,156 MW by 2028 and 1,402 MW by 2033, and Mayo 763 MW by 2030, all dependent on replacement capacity being online. Planning entities proactively manage

these risks through transmission impact studies and will delay retirements if replacement resources are not operational.

- **New Additions:** To meet growing demand and replace retiring capacity, IRPs identify substantial new resources through 2035. These include thousands of megawatts of solar, battery storage, wind, combustion turbines (CT), combined cycle (CC) units, and small modular nuclear reactors (SMR). Some entities are also replacing coal-fired generation with natural gas combined-cycle (NGCC) units to introduce more flexible, dual-fuel generation that supports VER integration.
- **Load Growth:** Significant winter load growth of around 2% annually is projected between 2025/2026 and 2034/2035, increasing winter peak demand by approximately 6,500 MW. This growth is primarily driven by the anticipated addition of large new loads, especially data centers and other industrial facilities. These high-load, high-duty-factor customers require resource portfolios capable of sustaining elevated energy demand beyond typical seasonal peaks.

Capacity Valuation and Reliability
For resource adequacy, entities determine PRMs to meet reliability standards.

Capacity Contribution Values: Capacity contributions for different generation types are assigned using a mix of historical performance data and model-based simulations:

- **Variable Energy Resources (VER):** For intermittent resources like solar, onshore wind, offshore wind, and storage, ELCC studies are essential. ELCC studies discount the nameplate capacity of VERs to determine their firm, dependable capacity to meet LOLE reliability standards. Solar output varies and often yields minimal output during early morning and late evening winter peak loads, though summer peak loads align better with solar generation. ELCC values for solar and battery storage are typically updated every three years.
- **Thermal Resources:** Non-solar, wind, and storage resources, such as thermal units, are generally counted at their full nameplate capacity.
- **Hydro Resources:** For hydro-only entities, capacity contributions are based on hydro capacity and remain stable.

Reserve Margins: Reserve margins are generally expected to remain above reference levels over the next five years, indicating no immediate system-wide resource adequacy concerns. One entity, however, anticipates potential reserve margin challenges starting in Winter 2027 due to significant new load additions and has increased its winter reference PRM from 12% to 18%. Another entity plans to adopt a 22% winter reserve margin by 2031.

Operational Considerations
Planning activities are actively underway to address potential operational issues from the evolving resource mix:

- **Ramping Needs:** Planning entities estimate ancillary service needs, such as regulation, balancing, and contingency reserves, to ensure operational reliability amid high penetrations of VERs. While some entities with hydro-based or dispatchable, fast-ramping units have no immediate ramping concerns, and others conduct triennial integration studies aligned with their IRPs to assess the system's ability to integrate intermittent generation.
- **Inertia and Stability:** Stability assessments are conducted as part of TPL-001 compliance and interconnection cluster studies. These studies account for new generators and evaluate the growing share of VERs. Results thus far have not revealed significant stability concerns. If a weaker area with lower inertia is identified, further analysis like EMT modeling may be conducted, and adjustments to IBR performance settings or transmission system upgrades are considered.
- **IBRs:** As solar PV integration grows, interconnection studies now mandate the use of EMT models to evaluate IBR performance during disturbances, addressing issues like momentary cessation and fault ride-through. These studies ensure inverter settings comply with NERC standards (e.g., PRC-024) and FERC Order 827. Efforts focus on maintaining network reliability and system stability. While no new ancillary service needs have emerged in the near five-year horizon, entities are considering adopting IEEE 2800 standards.
- **Natural Gas Fuel Supply Risk:** Planning entities have implemented measures to mitigate risks from natural gas fuel supply disruptions, especially during extreme weather. All natural-gas-fired combined cycle and simple cycle units have dual-fuel capability or firm gas transportation contracts. Future resource planning assumes on-site backup fuel or dual-fuel capability. Long-term studies factor in fuel supply constraints and infrastructure bottlenecks.

Energy Storage
Energy storage (ES) systems, particularly BESS, are anticipated to see significant capacity installations over the coming decade.

Purpose: Much of the planned BESS will be paired with solar facilities to store excess solar generation and enhance system flexibility. The region also operates substantial pumped hydro storage, used to meet load economically and manage generation ramping requirements.

Integration: Energy storage projects are evaluated through generator interconnection studies, modeling both charging and discharging behaviors. Both standalone and hybrid (paired with renewable generation) storage systems are planned for deployment.

Modeling: BESS are modeled assuming a four-hour discharge duration, with capacity contributions varying based on system conditions and resource mix. Hybrid and standalone battery systems are evaluated using ELCC to capture their effective capacity contribution during peak demand periods.

Capacity Transfers

Energy transfer needs and capabilities are undergoing changes, primarily driven by anticipated load growth and the potential retirement of generation resources.

While one generation-only BA does not foresee any changes to its transfer capabilities, other entities acknowledge that the potential retirement of coal plants could constrain transfer capability. To address these potential constraints, new transmission projects are being evaluated and planned. In response to increasing load demands, particularly within specific BAs, multiple active transmission projects are underway to enhance near-term transfer capabilities. Firm transmission service contracts have been secured to support future transfer needs tied to generator retirements, indicating a reliance on these transfers to maintain reliability. Long-term transmission and resource adequacy planning efforts, including IRPs and coordination with neighboring utilities, are ongoing to ensure the region maintains sufficient capacity and transfer reliability. Planning entities model projected resource additions and retirements and incorporate these into transmission models to identify and address any negative impacts through reliability assessments. Long-term firm imports have been requested from neighboring regions to assess whether external capacity transfers might be more cost-effective than developing new local resources, highlighting a consideration for reliance on external capacity for reliability and economic reasons. Potential organizational changes, such as merging BAs, are also being modeled and assessed to ensure system reliability is maintained.

Transmission

Major transmission projects are identified through annual planning assessments to support and maintain system reliability. These projects include new transmission lines (including HVdc), reconductor projects, and power electronic devices like static var compensators (SVC). For instance, a new 230 kV line and synchronous condensers are planned to improve reliability and reduce congestion in coastal areas, and an additional circuit in South Carolina will address low-country congestion. Transmission limitations and constrained areas are identified through annual assessments, but no widespread transmission-constrained areas have been identified in recent planning studies. However, an operating guide exists to manage potential overloads on a specific transmission line. Interconnection study processes are crucial for detecting and resolving potential constraints before new generation is brought online, which helps prevent congestion during real-time operations. Since the *2024 LTRA*, there have not been major changes to transmission planning processes, but entities are actively responding to evolving regulatory requirements, such as FERC Order No. 2023. This includes developing new processes for interconnection heat maps, implementing updated interconnection and affected system processes (including cluster studies), and evaluating grid-enhancing technologies (GET). A business practice is being developed to formalize how GETs will be assessed in both transmission planning and interconnection analyses.

In summary, capacity transfers are important for reliability in this assessment area. System adequacy is maintained through proactive planning for new transmission projects, securing firm transfer contracts, evaluating external imports, and continually refining planning processes to accommodate evolving load and resource dynamics.

Reliability Issues

Entities in East have identified several key reliability issues primarily stemming from projected load growth, an evolving resource mix, and critical infrastructure interdependencies. These challenges necessitate proactive planning and operational adjustments to maintain BPS reliability.

Firstly, large, new load additions, particularly data centers and other industrial facilities, are the primary drivers of significant changes in the 10-year forecasted demand and energy growth rates. These high-load, high-duty-factor customers could strain both generation and transmission resources if not adequately planned for. One entity anticipates potential reserve margin challenges starting in Winter 2027 due to these significant new load additions and is proactively issuing requests for proposals for new capacity resources. All substantial new loads are subjected to interconnection studies to assess their reliability impacts and determine necessary transmission upgrades.

Secondly, the management of generator retirements and the assurance of sufficient replacement capacity pose a significant reliability concern. Approximately 5,800 MW of coal generation is slated for retirement over the next decade. However, these retirements are strictly contingent on securing firm replacement capacity to maintain reliability and meet a target winter reserve margin (e.g., 22%). If firm replacement resources are not in place, coal retirements would be deferred to preserve system reliability. Planning entities actively manage these risks by conducting thorough transmission impact studies to evaluate the effects of retirements on system reliability and to determine required transmission upgrades and replacement generation before allowing retirements to proceed.

Thirdly, the evolving interdependencies with other critical infrastructure sectors, especially natural gas fuel supply, are a major reliability issue, particularly during extreme weather conditions. The risk to BPS reliability from natural gas generator fuel supply issues, such as production or transportation

curtailments, is a recognized concern. Mitigation measures include ensuring that natural-gas-fired combined-cycle and simple cycle units have dual-fuel capability or firm gas transportation contracts. Coordination protocols exist between electric and natural gas operators for both routine operations and emergency response, including maintaining electric service to critical gas infrastructure like compressor stations. Long-term studies also factor in fuel supply constraints and infrastructure bottlenecks, drawing insights from past events.

Fourthly, the operational impacts of the changing resource mix, particularly the increasing penetration of VERs and IBRs, are actively being addressed. Stability assessments are routinely conducted as part of TPL-001 compliance and interconnection cluster studies to evaluate inertia and transmission stability. While results so far have not revealed significant stability concerns, further analysis, such as EMT modeling, may be conducted in identified weaker areas with lower inertia. Interconnection studies for IBRs now mandate the use of EMT models to evaluate their performance during disturbances (e.g., momentary cessation, fault ride-through) and ensure compliance with NERC standards and FERC Order 827. Additionally, ensuring sufficient flexible resources are available to meet expected system ramping needs is a key planning consideration, with triennial integration studies assessing the system's ability to integrate intermittent generation.

Finally, one entity highlighted that its southern system, which is closely interconnected with neighboring utilities, may face import constraints during the spring and fall shoulder seasons when generation outages are common. To mitigate this, the entity proactively coordinates major generation outages with neighboring utilities and prioritizes reliance on internal generation rather than market purchases during these vulnerable periods. For extreme cold weather, a specific temperature threshold triggers the inclusion of additional operational reserves in its planning process, supported by enhanced forecasting tools. While no widespread transmission-constrained areas have been identified in recent planning studies, new transmission projects are being evaluated and planned to enhance transfer capabilities in response to increasing load demands and potential coal plant retirements, indicating ongoing efforts to prevent future transmission-related reliability issues.



SERC-Florida Peninsula

SERC-Florida Peninsula is a summer-peaking assessment area within SERC. SERC is one of the six companies across North America that are responsible for the work under FERC-approved delegation agreements with NERC. SERC is specifically responsible for the reliability and security of the electric grid across the Southeastern and Central areas of the United States. This area covers approximately 630,000 square miles and serves a population of more than 91 million. The SERC Regional Entity includes 36 BAs, 28 Planning Authorities, and 6 Reliability Coordinators.

Demand, Resources, and Reserve Margins

Quantity	2026	2027	2028	2029	2030	2031	2032	2033	2034	2035
Total Internal Demand	54,477	54,933	55,377	56,099	56,666	57,414	58,267	58,972	59,724	60,415
Demand Response	3,345	3,345	3,357	3,360	3,368	3,379	3,388	3,400	3,412	3,418
Net Internal Demand	51,132	51,588	52,020	52,739	53,298	54,035	54,879	55,572	56,312	56,997
Additions: Tier 1	754	800	997	1,000	1,001	1,801	1,801	1,802	1,803	1,803
Additions: Tier 2	32	620	962	1,375	1,375	1,375	1,375	1,375	1,375	1,375
Additions: Tier 3	0	0	0	0	0	0	0	0	0	0
Net Firm Capacity Transfers	293	293	200	200	200	200	200	200	200	200
Existing-Certain and Net Firm Transfers	64,393	63,795	63,659	63,659	63,525	63,001	62,966	62,966	62,966	62,966
Anticipated Reserve Margin (%)	27.4%	25.2%	24.3%	22.6%	21.1%	19.9%	18.0%	16.5%	15.0%	13.6%
Prospective Reserve Margin (%)	27.5%	26.4%	26.2%	25.2%	23.7%	22.5%	20.5%	19.0%	17.5%	16.1%
Reference Margin Level (%)	15.0%	15.0%	15.0%	15.0%	15.0%	15.0%	15.0%	15.0%	15.0%	15.0%

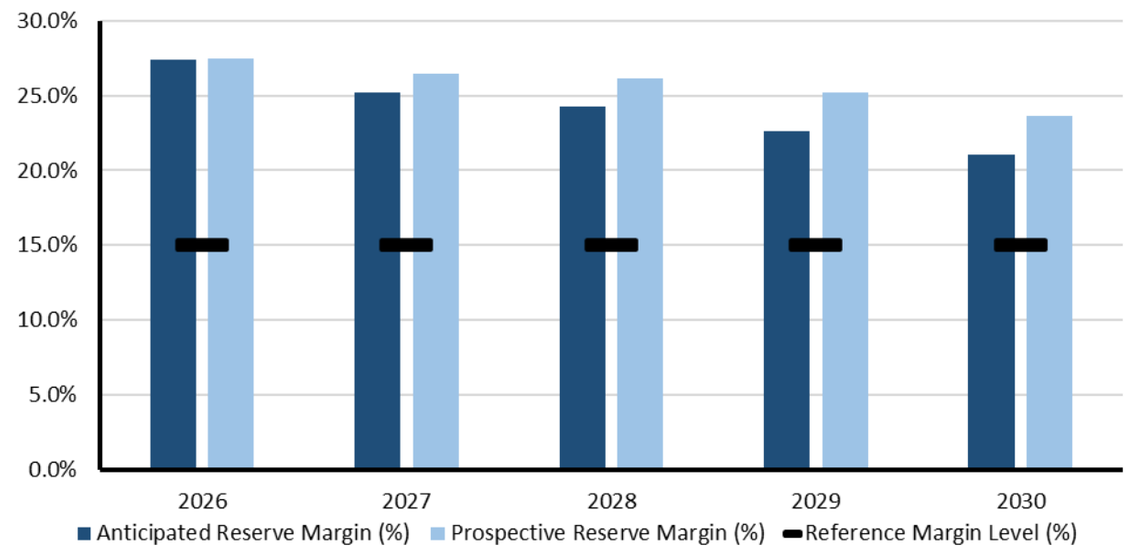

Planning Reserve Margins

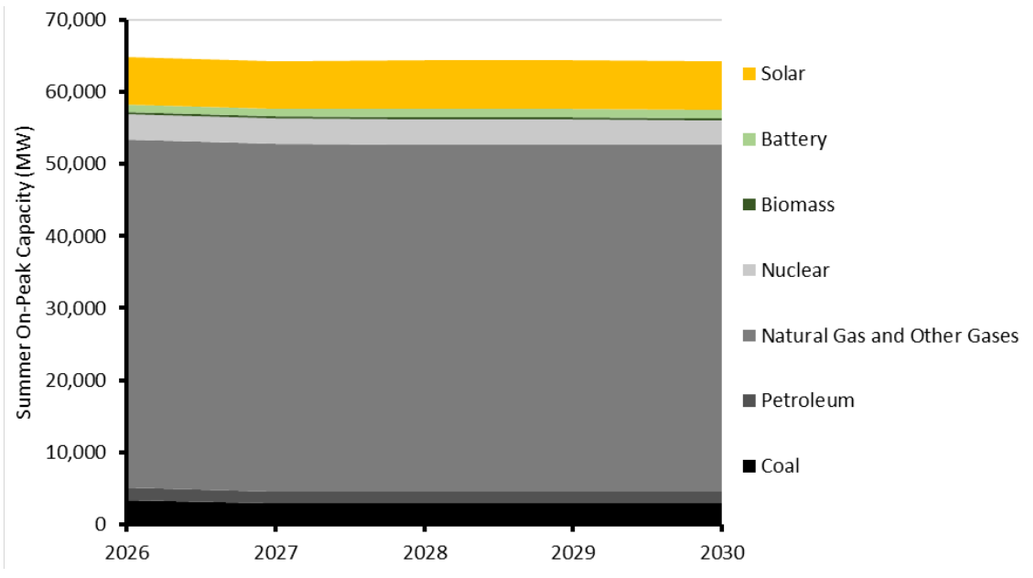

Existing and Tier 1 Resources

SERC-Florida Peninsula Highlights

- SERC-Florida Peninsula's ARM falls below the RML during the 2035 time frame.
- SERC-Florida Peninsula's ProbA results for the study years 2027 and 2029 indicate a normal level of risk.

SERC-Florida Peninsula Projected Generating Capacity by Energy Source in Megawatts (MW)					
	2026	**2027**	**2028**	**2029**	**2030**
Coal	3,361	2,902	2,902	2,902	2,902
Coal*	3,346	2,418	2,418	2,418	2,418
Petroleum	1,795	1,667	1,667	1,667	1,667
Petroleum*	1,768	1,459	1,459	1,459	1,459
Natural Gas	48,214	48,202	48,159	48,159	48,025
Biomass	310	310	310	310	310
Solar	6,666	6,712	6,814	6,817	6,818
Nuclear	3,502	3,502	3,502	3,502	3,502
Battery	1,000	1,000	1,095	1,095	1,095
Total MW	64,849	64,297	64,450	64,453	64,321
Total MW*	**64,806**	**63,604**	**63,757**	**63,760**	**63,628**
*Capacity with additional generator retirements. Generators that have announced plans to retire but have yet to be included in system plans are removed from the resource projection where marked.					

Planning Reserve Margins

The Florida Peninsula subregion annually assesses its PRMs to ensure the regional total reserve margin (TRM) requirement is met over a 10-year projected period, considering summer and winter peak loads, generating resources, and firm DSM resources. The State of Florida's Public Service Commission (FPSC) reliability criterion of a 15% reserve margin serves as the general TRM for entities in the subregion. Notably, investor-owned utilities (IOU) in the subregion voluntarily maintain a higher 20% reserve margin, which also functions as their RML based on firm load. These subregional TRM calculations incorporate merchant plant capacity that is under firm contract to load-serving entities.

Currently, the ARM for the Florida Peninsula subregion is projected to remain above the RML throughout the entire assessment period, indicating no present concerns regarding resource adequacy due to reserve margin deficiencies. Specifically, the projected Regional TRM is above the NERC RML of 15%, and Florida Peninsula subregion reserve margins are anticipated to stay at or above 20% for all summer and winter seasons during the assessment period. This healthy reserve level, coupled with excess import capability, means that the subregion does not foresee changes to its energy transfer needs or capabilities.

Probabilistic analyses confirm that the Florida Peninsula subregion continues to operate below this 0.1 loss of load probability (LOLP) standard. The methods used to calculate the Florida Peninsula RML have remained consistent since the prior LTRA. While individual planners account for uncertainty and variability before submitting their data, which is then aggregated, energy adequacy concerns are not directly addressed within the immediate calculation of ARM/RML. Instead, energy adequacy is reviewed through a biennial Loss of Load Probability Study, which assesses all hours of the year, as well as through transmission and fuel reliability study work. Although no formal changes have been made to existing resource adequacy planning or procurement processes since the *2024 LTRA*, the Florida Reliability Coordinating Council (FRCC) and individual entities are actively considering enhancements, particularly focusing on the increasing penetration of IBRs to ensure sufficient dispatchable generation for potential energy assurance concerns. The FRCC is also continuing to develop its analysis of the 24-hour load and resource outlook around peak days to better understand the impact of increased solar penetration and energy storage charging/discharging on ARM/RML.

Non-Peak Hour Risk, Energy Assurance, Probabilistic-Based Assessments

The Florida Peninsula Subregion undertakes energy risk assessments to understand its ability to meet uncertain forecasted system demand, particularly as traditional resource adequacy approaches face shortcomings with increasing variability. These assessments are primarily conducted through biennial loss-of-load probabilistic (LOLP) assessments, which are distinct from NERC's ProbA and are designed to assess energy adequacy across every hour of a five-year study period, rather than solely focusing on seasonal peaks. Inputs for these studies include projected generating unit information (current and future capacity), seasonal demand values, projected DR availability, generation maintenance schedules, and Forced Outage Rates (FOR). The FRCC utilizes Astrapé's SERVM Software for multiple base case and sensitivity LOLP studies, with scenarios often examining conditions like no firm import availability, no DR availability, or a 90/10 load case.

These assessments review a 24-hour load and resource outlook centered around the peak day for both the summer and winter seasons. This effort helps entities fully comprehend the impact of increasing solar penetration levels and energy storage charging/discharging across all hours on the ARM and RML. The analysis has indicated no expected hours of shortfall in adequacy through 2034, though it has observed that increasing solar levels tend to shift the hours of thinnest reserve margins in the summer to later in the day (specifically, HE 18–19).

The FL-Peninsula subregion assesses system adequacy against the industry standard metric of 0.1 LOLP, which equates to approximately one event every 10 years, and currently remains under this standard. Although no significant adequacy impacts have been identified for off-peak hours and shoulder periods, the subregion entities are continuously working to improve their probabilistic analysis methodologies and enhance the robustness of their assessments for these periods. The results of these energy risk assessments are foundational for proactive planning, risk mitigation, and regulatory compliance, guiding long-term strategic decisions like infrastructure development and resource procurement, as well as short-term operational preparedness. The FRCC and its members are also actively considering enhancements to these processes, particularly focusing on the increasing penetration of inverter-based resources (IBR) to ensure sufficient dispatchable generation for potential energy assurance concerns.

ProbA Results

Based on the data and assumptions of SERC's ProbA model, SERC-Florida Peninsula does not show any loss of load in 2027. For 2029, the annual, probability weighted risk is 0.094 MWh and the LOLH is 0.0001 hours. This is summarized in the table below.

Base-Case Summary of Results			
	2026*	2027	2029
EUE (MWh)	2	0	0.094
NEUE (ppm)	0.01	0.00	0.00
LOLH (hours per Year)	0.01	0.00	0.00
* Provides the 2024 ProbA Results for Comparison			

	1	2	3	4	5	6	7	8	9	10	11	12	13	14	15	16	17	18	19	20	21	22	23	24
1	0%	0%	0%	0%	0%	0%	0%	0%	0%	0%	0%	0%	0%	0%	0%	0%	0%	0%	0%	0%	0%	0%	0%	0%
2	0%	0%	0%	0%	0%	0%	0%	0%	0%	0%	0%	0%	0%	0%	0%	0%	0%	0%	0%	0%	0%	0%	0%	0%
3	0%	0%	0%	0%	0%	0%	0%	0%	0%	0%	0%	0%	0%	0%	0%	0%	0%	0%	0%	0%	0%	0%	0%	0%
4	0%	0%	0%	0%	0%	0%	0%	0%	0%	0%	0%	0%	0%	0%	0%	0%	0%	0%	0%	0%	0%	0%	0%	0%
5	0%	0%	0%	0%	0%	0%	0%	0%	0%	0%	0%	0%	0%	0%	0%	0%	0%	0%	0%	0%	0%	0%	0%	0%
6	0%	0%	0%	0%	0%	0%	0%	0%	0%	0%	0%	0%	0%	0%	0%	0%	0%	0%	0%	0%	0%	0%	0%	0%
7	0%	0%	0%	0%	0%	0%	0%	0%	0%	0%	0%	0%	0%	0%	0%	0%	0%	0%	0%	0%	0%	0%	0%	0%
8	0%	0%	0%	0%	0%	0%	0%	0%	0%	0%	0%	0%	0%	0%	0%	0%	0%	0%	0%	0%	0%	0%	0%	0%
9	0%	0%	0%	0%	0%	0%	0%	0%	0%	0%	0%	0%	0%	0%	0%	0%	0%	0%	0%	0%	0%	0%	0%	0%
10	0%	0%	0%	0%	0%	0%	0%	0%	0%	0%	0%	0%	0%	0%	0%	0%	0%	0%	0%	0%	0%	0%	0%	0%
11	0%	0%	0%	0%	0%	0%	0%	0%	0%	0%	0%	0%	0%	0%	0%	0%	0%	0%	0%	0%	0%	0%	0%	0%
12	0%	0%	0%	0%	0%	0%	0%	0%	0%	0%	0%	0%	0%	0%	0%	0%	0%	0%	0%	0%	0%	0%	0%	0%

2027 EUE Heat Map

	1	2	3	4	5	6	7	8	9	10	11	12	13	14	15	16	17	18	19	20	21	22	23	24
1	0%	0%	0%	0%	0%	0%	0%	0%	0%	0%	0%	0%	0%	0%	0%	0%	0%	0%	0%	0%	0%	0%	0%	0%
2	0%	0%	0%	0%	0%	0%	0%	0%	0%	0%	0%	0%	0%	0%	0%	0%	0%	0%	0%	0%	0%	0%	0%	0%
3	0%	0%	0%	0%	0%	0%	0%	0%	0%	0%	0%	0%	0%	0%	0%	0%	0%	0%	0%	0%	0%	0%	0%	0%
4	0%	0%	0%	0%	0%	0%	0%	0%	0%	0%	0%	0%	0%	0%	0%	0%	0%	0%	0%	0%	0%	0%	0%	0%
5	0%	0%	0%	0%	0%	0%	0%	0%	0%	0%	0%	0%	0%	0%	0%	0%	0%	0%	0%	0%	0%	0%	0%	0%
6	0%	0%	0%	0%	0%	0%	0%	0%	0%	0%	0%	0%	0%	0%	0%	0%	0%	0%	0%	0%	0%	0%	0%	0%
7	0%	0%	0%	0%	0%	0%	0%	0%	0%	0%	0%	0%	0%	0%	0%	0%	0%	0%	0%	0%	0%	0%	0%	0%
8	0%	0%	0%	0%	0%	0%	0%	0%	0%	0%	0%	0%	0%	0%	0%	0%	0%	0%	0%	0%	0%	0%	0%	0%
9	0%	0%	0%	0%	0%	0%	0%	0%	0%	0%	0%	0%	0%	0%	0%	0%	0%	0%	0%	0%	0%	0%	0%	0%
10	0%	0%	0%	0%	0%	0%	0%	0%	0%	0%	0%	0%	0%	0%	0%	0%	0%	0%	0%	0%	0%	0%	0%	0%
11	0%	0%	0%	0%	0%	0%	0%	0%	0%	0%	0%	0%	0%	0%	0%	0%	0%	0%	0%	0%	0%	0%	0%	0%
12	0%	0%	0%	0%	0%	0%	0%	100%	0%	0%	0%	0%	0%	0%	0%	0%	0%	0%	0%	0%	0%	0%	0%	0%

2029 EUE Heat Map

As seen above, the 2027 EUE heat map does not show any risk hours. For study year 2029, there is only one out of 5,375 cases that show risk, which is for a load forecast error of +4%, and weather years 1985 which was an extreme winter year. For that one case, SERC-Florida Peninsula shows an EUE of 720 MWh, with all the risk in December at 7:00-8:00 a.m.

In the SERC SERVM model, there are 5,375 unique cases. There was not a case for the 1 in 1,000 event or higher probability. Figures below show the expected (typical) vs. risk profiles and the contribution to reliability by component for the study year 2029 show event details for one risk event for 2029.

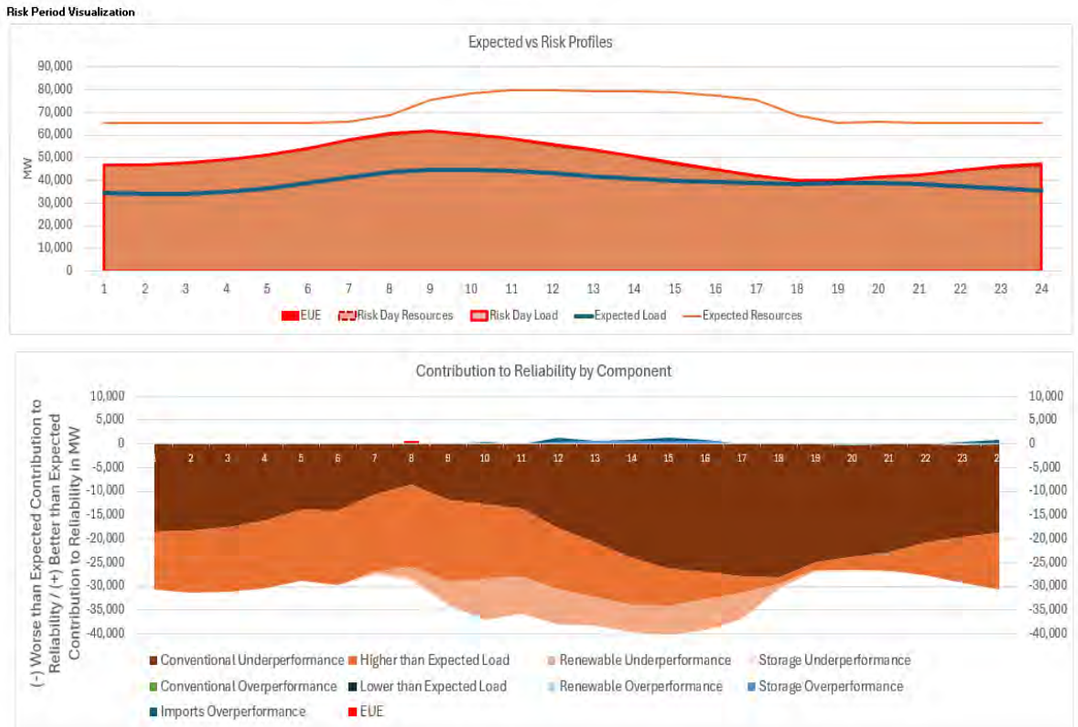

Expected vs. Risk Profiles and Contribution to Reliability by Component

Above, the event day as higher than expected load (extreme winter 1985, 4% load forecast error) and resources available are less than expected. The above shows the risk hour to be between 7:00-8:00 a.m. when solar generation is limited, storage and imports are limited. There is some conventional generation on outage.

SERC-Florida Peninsula is also seeing load growth, with an addition of 1,551 MW winter load and 1,146 MW summer load between 2027 and 2029. While the subregion continues to add solar generation, this study indicates that it would not help alleviate risk in cases of extreme winter mornings when solar generation would be very limited.

With the heavy dependence on natural gas in the SERC-Florida Peninsula subregion, fuel diversity could become an area of future concern. Entities in FL-Peninsula have reported a high number of dual-fuel units to mitigate potential disruptions in the natural gas pipelines. Additionally, a new gas pipeline and connection hubs were constructed in the past few years to provide additional gas to the SERC-Florida Peninsula units. The growing penetration of renewable energy means that SERC and the SERC-Florida Peninsula entities will need to continue to monitor the resource adequacy studies and the impact that renewable resources will have. As solar generation continues to grow, the need to ensure the availability of quick start generating units to meet the ramp in demand will increase.

Demand

The Florida Peninsula subregion's approach to demand forecasting involves individual entities developing their own load forecasts, which are then aggregated by the FRCC to calculate a non-coincident seasonal peak for the subregion. These individual entities annually adjust their forecasts to account for factors such as actual peak demands, updated economic outlooks, population growth, weather patterns, conservation and EE efforts, and electric appliance usage patterns.

The net energy for load (NEL) as well as summer and winter peak demands are forecasted to grow, with the current average annual growth rate for NEL at 1.1% per year, and firm summer and winter peak demand growth expected to increase to 1.34% and 1.45%, respectively, implying a declining trend for the regional load factor. While some larger utilities account for load profile modifiers like DERs and EVs, smaller utilities either lack sufficient data or deem their current impacts as minimal. The penetration of dependable ac solar capacity and EVs is currently low but expected to grow steadily. LFU is assessed at the individual entity level but is incorporated in FRCC and SERC probabilistic analyses for determining potential Loss-of-Load metrics, though not at the subregional level for Total Demand calculation.

Overall, demand and energy growth rates are projected to increase slightly (between 0.15% and 0.3%) compared to the previous LTRA, driven by population growth, economic performance, electricity prices, changing technology and consumption patterns, and more-efficient building codes. Higher-than-normal temperatures have played a noticeable role in higher average consumption per customer. The impact of data centers or similar large loads is currently minimal and not anticipated to create reliability concerns within the planning horizon, and insights beyond the 10-year forecast are not provided.

Demand-Side Management

DSM programs, controllable and dispatchable DR programs within the Florida Peninsula subregion are treated as a load modifier, projected to remain constant at approximately 6% of the summer and winter total peak demands throughout the assessment period. Each reporting entity independently develops its forecast of firm controllable and dispatchable DR values based on their specific methodologies and program policies, with the FRCC aggregating these impacts for regional analytical purposes. In addition to utility-sponsored EE programs, many utilities also include forecasts of EE associated with the impact from governmental codes and standards. Trends in both utility-sponsored EE and EE from governmental codes and standards remain consistent with prior years, and no modifications have been made to these methods or assumptions since the previous LTRA. Looking forward over the next 10 years, while no changes to how EE and conservation are measured or accounted for have been implemented since the 2024 LTRA, enhancements are actively being considered. These considerations include improved hourly granularity, standardized methodologies, advanced measurement and verification techniques, and better integration of EE into long-term resource planning to support system reliability amidst growing energy demands and increasing renewable integration.

Distributed Energy Resources

The Florida Peninsula subregion systematically monitors and integrates DERs into its planning processes, primarily focusing on BTM solar PV as the most significant type of DER currently identified.

Penetration and Trends: The FRCC conducts an annual collection of DER data across its membership, as reflected in the Load and Resource Plan. While DER penetration levels, particularly for private dependable ac solar capacity and EVs, are currently relatively low, they are forecast to increase steadily over the planning horizon. This includes observed and anticipated year-over-year increases in BTM PV penetration, though these levels remain low compared to the total demand of the Florida Peninsula subregion.

Accounting and Integration in Planning: Entities within the subregion utilize NERC-published definitions for DERs. In general, DERs are modeled as being netted out with the actual customer demand, as their impacts are implicitly accounted for within the load forecasts developed by individual entities. Some larger utilities specifically account for DERs and EVs as load profile modifiers in their forecasts.

Monitoring and Studies: The FRCC's Load Forecast Working Group (LFWG) meets annually to monitor trends in demand sensitivities related to DERs and coordinates on best practices. Additionally, resource planning, transmission planning, and stability analysis subcommittees annually review DER penetration levels to assess whether further study work or sensitivities are required.

Challenges and Reliability Impacts: No additional challenges or significant operational issues have been identified by PCs and Transmission Planners in the assessment area stemming from increased

DER penetration levels at this time. The subregion has not identified any significant BTM resources other than solar PV.

DER Aggregators: Currently, the FRCC and its members do not collect additional data from third-party DER aggregators beyond what is already included in the members' integrated resource plans via their annual data collection process.

Generation

The Florida Peninsula subregion is actively managing its generation fleet to maintain reliability amidst an evolving resource mix, with a particular focus on the increasing integration of IBRs like solar and battery installations, and its continued reliance on natural gas.

Here are the key details regarding generation in the subregion:

- Changing Resource Mix and Operational Considerations:
  - While no significant operational issues have been identified at this time due to the changing resource mix, FRCC subcommittees and working groups are collaboratively learning about potential operational considerations associated with increased IBR penetration levels (solar and battery installations).
  - The FRCC Operating Committee (OC) monitors actual output of solar units and tracks how much additional solar capacity will be online within the next 18 months, discussing any operational issues at monthly meetings.
  - Transmission planning studies, including short-circuit ratios and transient stability analyses, have been conducted to assess the performance of existing and planned IBR installations. These studies indicate that the FRCC system is anticipated to maintain reliable stability performance under expected IBR penetration levels in the five-year planning horizon, with no TPL performance issues identified.
  - Additional study sensitivities include light load conditions with solar modeled at projected output and system strength evaluations.
  - IBR performance issue risks are not considered significant in the near term for the assessment area relative to synchronous capacity.
  - The FRCC Planning Committee reviews IBR interconnection studies to ensure transmission system reliability.
- Natural Gas Reliance and Fuel Supply Risk
  - The Florida Peninsula subregion is not expecting any long-term reliability impacts resulting from an increased reliance on natural gas-fired generation.
  - The Fuel Reliability Working Group (FRWG) and Resource Subcommittee (RS) periodically study current and projected natural-gas-fired generation levels, including analyses of long-term infrastructure requirements, potential loss of compressor stations, availability of alternate fuel, and extreme weather analyses.
  - Entities in the subregion do not anticipate natural gas supply issues to create reliability risk.
  - Members are projected to hold the vast majority (approximately 90%) of firm pipeline capacity delivering into Florida, supporting increasing gas generation requirements.
  - In the event of a short-term failure of gas delivery infrastructure, there is sufficient back-up fuel capability to meet projected demand. Approximately 55–57% of natural gas generation has alternate fuel capability.
  - Communication protocols include fuel data status reporting by Operating Entities (OE) to the FRCC State Capacity Emergency Coordinator (SCEC) and FRCC RC during threats to fuel availability, integrating this data into enhanced daily capacity assessments.

Net Demand Ramping

No entity has identified any potential issues with net demand ramping within the 10-year planning horizon, as sufficient flexible resources are available. Potential ramping changes are not seen as emerging given current IBR penetration levels and the availability of dispatchable resources. FRCC planning and operating subcommittees plan to further evaluate aggregate system ramping needs over the next few years.

Capacity Contribution Values

Estimates for VERs, including wind, solar, and hydro, and energy storage, are determined by individual members based on actual performance of existing resources and projected performance using industry standard modeling tools (e.g., PVsyst).

Generator Retirements

Confirmed retirements are incorporated into the *Load and Resource Reliability Assessment Report*, while unconfirmed retirements are not tracked. Retirement decisions are made by each entity based on factors such as unit end of lifespan, operating costs vs. new alternatives, environmental regulations, and local sustainability targets. The subregion is not anticipating any negative impacts on reliability from retirements. Confirmed retirements projected have decreased from approximately 3,400 MW in the prior LTRA to 2,150 MW in the current analysis. Entities analyze projected resource

needs in their annual 10-year site plans (TYSP), which include planned retirements and new generation facilities.

Energy Storage

ES is increasingly being integrated into the planning processes within the Florida Peninsula subregion, with methodologies continuously evolving as entities gain more experience in their planning and operation. While entities are modifying their planning processes based on this accumulating experience, no significant modifications have been made to the core VER methods or assumptions, which include ES, since the previous LTRA.

For deterministic analyses, energy storage units are anticipated to be available to provide energy at the time of peak at their full capacity, effectively contributing to peak capacity. However, for probabilistic analyses and energy adequacy assessments, entities are continuing to discuss methodologies to incorporate supply duration and charging time to better reflect the resource's characteristics over time. The FRCC's biennial loss-of-load probabilistic assessments, which review every hour of a five-year study period, help assess energy adequacy and can include considerations for ES.

The impact of energy storage on system adequacy is also evaluated through the FRCC's "2x24 Hour Analysis." This analysis reviews the 24-hour load and resource outlook, helping entities understand more completely the impact of increased solar penetration levels and energy storage charging and discharging across all hours of the peak days on the ARM and RML. This detailed hourly assessment helps observe how ES operations influence system adequacy throughout the day and has indicated no expected hours of shortfall through 2034.

The capacity contribution values for energy storage are determined by individual members, generally based on a combination of actual performance of existing resources and projected performance using industry standard modeling tools. The basis for the percentage capacity contribution considers the nameplate rating of each facility.

Energy storage installations, particularly battery installations, are considered alongside other IBRs. FRCC subcommittees and working groups are collaboratively learning about potential operational considerations associated with increased IBR penetration levels, including these battery installations. The FRCC Planning Committee reviews IBR interconnection studies to ensure transmission system reliability.

Currently, PCs and Transmission Planners in the assessment area have not identified any additional challenges or significant operational issues specifically stemming from increased DER penetration levels, including ES.

Capacity Transfers

In the Florida Peninsula subregion, capacity transfers primarily refer to anticipated firm import and export values with neighboring assessment areas, particularly the Southern Balancing Authority. While these transfers are an integral part of regional planning, Florida is generally not reliant on external capacity transfers for its core reliability, due to its robust internal generation and healthy reserve margins.

The FRCC Load and Resource Plan (LRP) annually incorporates anticipated firm import and export values reported by member utilities. Recent projections indicate a decline in firm imports for the region over the past few years.

To ensure effective capacity transfers and assess their sufficiency, the Florida–Southern Interface owners conduct an annual transfer capability assessment. This assessment determines the available transfer capability between Peninsular Florida and the Southern Balancing Authority and between the Southern Balancing Authority and FPL Northwest. The results of the most recent analysis project that the interface capability is sufficient to meet anticipated firm import needs.

Transmission

The Florida Peninsula subregion has not identified any specific major transmission projects that impact or are needed to maintain reliability during the planning horizon that are not already identified in the Annual Regional Plan. The individual entities have planned projects that are primarily related to system expansion in order to serve their forecasted growing demand and resource integration and to ensure long-term reliability (beyond the planning horizon). At this time, there have been no changes made to the transmission planning process since last year's reporting.

Reliability Issues

The Florida Peninsula subregion generally maintains a strong reliability outlook, with no other significant emerging reliability issues identified at this time. The ARM is expected to remain above the RML throughout the entire assessment period, meaning there are no current concerns regarding resource adequacy related to reserve margin deficiencies and thus no reliance on Tier 2 resources or supplemental options. Similarly, no potential issues with net demand ramping have been identified within the 10-year planning horizon, and no additional challenges from increased penetration levels of DERs have been identified by PCs and Transmission Planners. Large industrial or commercial load additions, such as data centers, are not anticipated to create reliability risk in the subregion, nor have

any transmission-constrained areas been identified in planning studies. The subregion is also not reliant on external capacity transfers for its core reliability due to robust internal generation and healthy reserve margins.

Even though the Florida Peninsula subregion is not projecting any significant emerging reliability issues, there are areas that the assessment area continues to monitor closely and actively consider for future enhancements or reassessments, indicating underlying risks or concerns that could impact long-term reliability:

- **Increasing Penetration of IBRs and Associated Energy Assurance/Operational Flexibility Concerns:** Although IBR performance issues are "not considered significant in the near-term" for the Florida assessment area at current penetration levels, the increasing integration of IBRs (such as solar and battery installations) is a "key area of focus."
- **Risks of Extreme Weather:** While the Florida-specific energy risk assessments note "no expected hours of shortfall," scenario cases are run that include altered projected load to reflect extreme conditions (e.g., a 90/10 case), demonstrating an awareness of these potential risks.
- **Dependency on Natural Gas as a Fuel Resource:** Despite that Florida does not anticipate any natural gas supply issues that may create risk to reliability and has developed robust mitigation strategies (such as holding approximately 90% of firm pipeline capacity and having 55%–57% of natural gas generation with alternate fuel capability), the area's "dependency on natural gas as a fuel resource" is still factor where possible impacts on the long-term reliability of the BES are continuously monitored.



SERC-Southeast

SERC-Southeast is a summer-peaking assessment area within the SERC Regional Entity. SERC-Southeast includes all or portions of Georgia, Alabama, and Mississippi. SERC is one of the six companies across North America that are responsible for the work under FERC-approved delegation agreements with NERC. SERC is specifically responsible for the reliability and security of the electric grid across the southeastern and central areas of the United States. This area covers approximately 630,000 square miles and serves a population of more than 91 million. The SERC Regional Entity includes 36 BAs, 28 Planning Authorities, and 6 Reliability Coordinators.

Demand, Resources, and Reserve Margins

Quantity	2026	2027	2028	2029	2030	2031	2032	2033	2034	2035
Total Internal Demand	48,386	50,648	52,900	55,127	56,624	57,544	57,978	58,552	59,004	59,166
Demand Response	1,358	1,391	1,623	1,634	1,640	1,650	1,656	1,664	1,671	1,677
Net Internal Demand	47,028	49,257	51,277	53,493	54,984	55,894	56,322	56,888	57,333	57,489
Additions: Tier 1	684	2,262	3,704	4,395	4,474	4,474	4,474	4,474	4,474	4,474
Additions: Tier 2	0	516	3,687	4,889	4,989	4,989	4,989	4,989	4,989	4,989
Additions: Tier 3	0	150	250	500	500	500	500	500	500	500
Net Firm Capacity Transfers	814	-53	414	619	619	619	619	619	619	619
Existing-Certain and Net Firm Transfers	65,201	64,393	64,860	65,065	65,065	65,065	65,065	65,065	65,065	65,065
Anticipated Reserve Margin (%)	40.1%	35.3%	33.7%	29.8%	26.5%	24.4%	23.5%	22.2%	21.3%	21.0%
Prospective Reserve Margin (%)	41.3%	37.5%	42.0%	40.0%	36.5%	34.3%	33.3%	32.0%	30.9%	30.6%
Reference Margin Level (%)	15.0%	15.0%	15.0%	15.0%	15.0%	15.0%	15.0%	15.0%	15.0%	15.0%

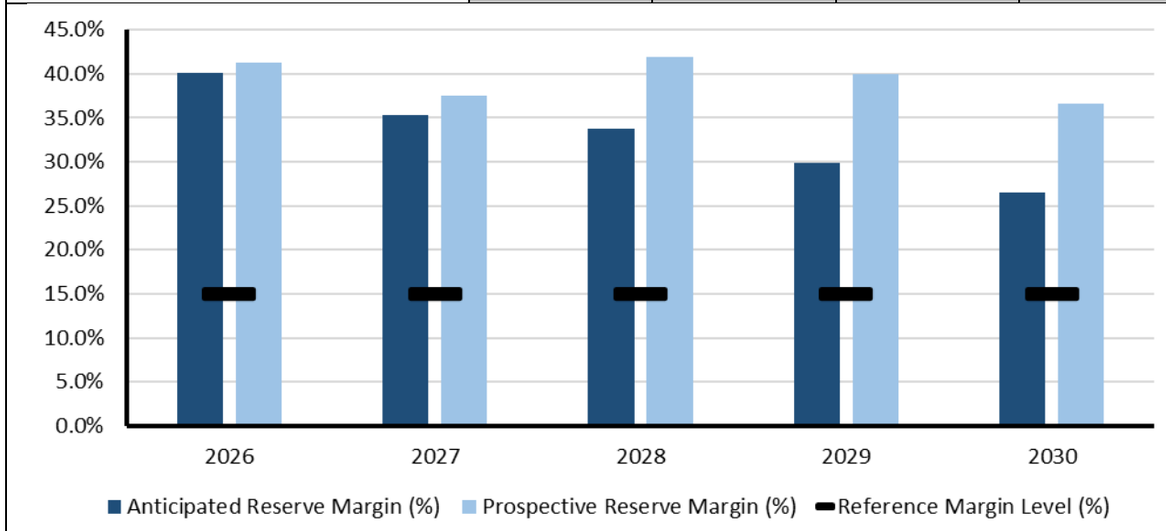

Planning Reserve Margins

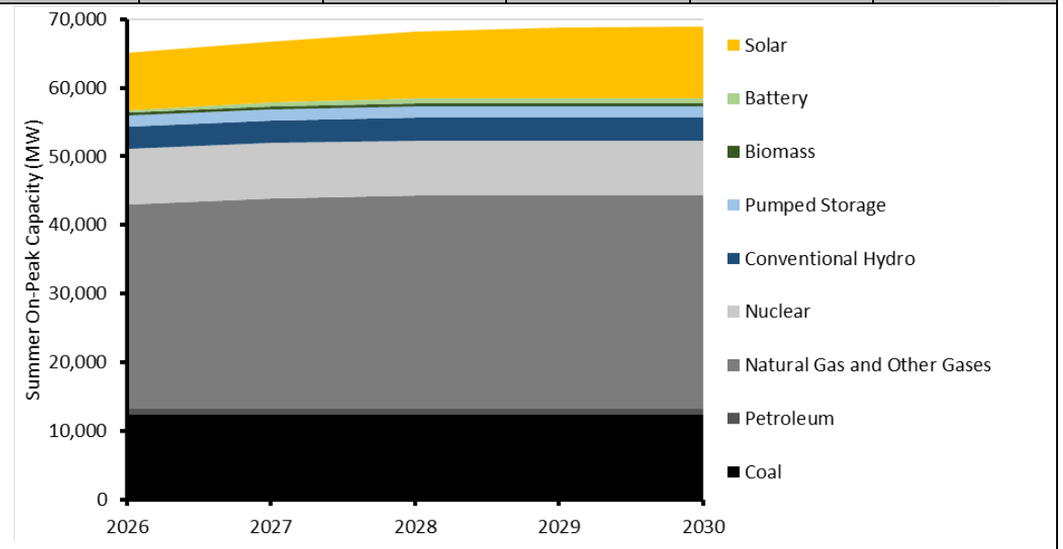

Existing and Tier 1 Resources

SERC-Southeast Highlights

- SERC-Southeast's ARM does not fall below the RML during the 2025–2035 time frame.
- SERC-Southeast's ProbA results for the study years 2027 and 2029 indicate a normal level of risk.

SERC-Southeast Projected Generating Capacity by Energy Source in Megawatts (MW)					
	2026	**2027**	**2028**	**2029**	**2030**
Coal	12,403	12,403	12,403	12,403	12,403
Coal*	12,403	12,403	11,145	11,145	11,145
Petroleum	866	866	866	866	866
Natural Gas	29,765	30,646	31,057	31,057	31,057
Natural Gas*	29,751	30,632	31,043	31,043	31,043
Biomass	428	428	428	428	428
Solar	8,358	8,836	9,667	10,358	10,358
Conventional Hydro	3,292	3,292	3,292	3,292	3,292
Pumped Storage	1,632	1,632	1,632	1,632	1,632
Nuclear	8,018	8,018	8,018	8,018	8,018
Battery	279	557	757	757	836
Total MW	65,042	66,678	68,120	68,811	68,890
Total MW*	65,042	66,678	66,862	67,553	67,632
***Capacity with additional generator retirements.** Generators that have announced plans to retire but have yet to be included in system plans are removed from the resource projection where marked.					

Planning Reserve Margins

PRMs in the Southeast assessment area highlight a proactive and stable approach to ensuring grid reliability, with ARMs projected to remain above reference or target levels throughout the long-term assessment period. Utilities in the region typically plan for a 15% reserve margin, a target that has remained unchanged from prior years. Capacity plans are specifically designed to maintain 15% reserve margins in summer and 25% in winter, consistent with previous long-term assessments. The annual IRP process is crucial, as it addresses resource adequacy well in advance, ensuring that reserve margins consistently stay above these required levels, considering both primary and secondary generation resources.

The methodologies for determining these RMLs are robust and comprehensive. A LOLP analysis is conducted to ascertain if adjustments are necessary to maintain a 1-in-10-year LOLE. This analysis relies on assumptions concerning system loads, potential outages, transfer capabilities, and resource plans, drawing from historical and forecasted data. To account for uncertainties, these assumptions are stress-tested through Monte Carlo simulations across a range of best- and worst-case scenarios, calculating EUE at current RMLs. One utility, which operates independently of state regulatory oversight, conducts its own triennial reserve margin study (RMS) to pinpoint an economically optimal reserve level. This RMS balances capacity costs, production costs, and the costs associated with unserved energy, utilizing a wide array of data including weather variability, unit reliability, fuel availability, and market conditions to model hourly system operations and assess the risk and cost of potential capacity shortfalls. Furthermore, resource adequacy assessments are evolving to include advanced capacity accreditation methods like perfect capacity (PCAP) and ELCC, which more accurately reflect the reliability contributions of VERs. For instance, one ELCC study increased solar peak credit from 50% to 89% for certain solar capacity. No significant changes have been made to reserve margin modeling or resource procurement processes since the previous LTRA, and none are planned for the next decade regarding resource adequacy planning, though input assumptions are regularly updated.

Despite maintaining adequate reserve margins, energy risk assessments highlight an important nuance: reserve margins alone do not guarantee reliability; energy deliverability and fuel sufficiency are also crucial. Results from these assessments may prompt policy updates or recalibrated targets for PRM policies to better align with actual risk levels identified across the year, including non-peak hours. To address identified capacity needs or potential shortfalls, the IRP process leads to procurement actions approved by regulatory commissions. New resource technologies are selected based on their technical, economic, and capacity attributes. For example, one utility intends to maintain its 15% reserve margin by incorporating potential capacity purchases of up to 370 MW to serve anticipated data mining loads over the next four years, alongside plans to add solar and battery resources in 2029. Overall, planning entities consistently update their capacity expansion plans annually to meet load requirements and adhere to these PRMs.

Non-Peak Hour Risk, Energy Assurance, Probabilistic-Based Assessments

Energy risk assessments in the Southeast assessment area utilize a combination of deterministic and probabilistic methods to identify and address potential energy shortfalls across various planning horizons. These assessments incorporate crucial assumptions about fuel availability, generation outages, extreme weather events, and transmission capabilities. Winter peak hours have been identified as the highest-risk period for energy shortfalls, driven primarily by volatile peak demand during extreme cold weather events that exceeds forecasts, and sustained overnight load where demand remains high throughout the evening and early morning, eliminating traditional off-peak troughs. Recent winter events, like Winter Storm Elliott, have led to updates in load shapes used in modeling, reflecting higher and more sustained loads even outside traditional peak hours.

A significant finding from these assessments is that fuel availability, particularly for natural gas, presents a risk, especially in systems with limited renewable penetration. Entities are mitigating this by securing firm pipeline transportation contracts for baseload plants and ensuring onsite fuel storage (natural gas or fuel oil) for peaking units. Probabilistic modeling, including Monte Carlo simulations, evaluates the impact of these drivers, calculating metrics such as LOLE and EUE; these studies show increased risk in winter and significant EUE increases under fuel-constrained scenarios. Crucially, the results underscore that reserve margins alone do not guarantee reliability; energy deliverability and fuel sufficiency are also vital.

Furthermore, scenarios modeling low hydro output and low solar generation during high-demand periods (especially in winter or prolonged cloudy conditions) indicate increased energy risks when variable energy resources (VERs) underperform. While annual production cost simulations performed in an “island” mode (excluding market purchases) have not identified energy deficiencies under base conditions, the RMS provides a comprehensive probabilistic analysis of hourly energy adequacy by simulating thousands of scenarios and considering historical weather, load, solar availability, fuel constraints, and generator outages. The RMS also assesses regional interdependency risks, finding that transmission constraints can hinder economic and emergency imports, exacerbating local energy shortages during widespread events. Energy risk assessments reflect a maturing focus on year-round, all-hour reliability, emphasizing risks from fuel supply chains, weather variability, and the increasing integration of variable renewable energy sources. These findings may lead to policy updates or recalibrated targets for PRM policies (e.g., 15% summer/25% winter) to better align with actual identified risk levels.

ProbA Results

SERC-Southeast does not show any loss of load risk for the year 2027, the EUE is 0.00 MWh and LOLH is also 0.00 hours. For the year 2029, there is a small ANNUAL risk of 0.39 MWh and 0.001 hours.

Base-Case Summary of Results			
	2026*	2027	2029
EUE (MWh)	0	0.0	0.4
NEUE (ppm)	0.00	0.00	0.001
LOLH (hours per Year)	0.00	0.00	0.001
* Provides the 2024 ProbA Results for Comparison			

The figure below shows the EUE as a Heat Map for the year 2027.

	1	2	3	4	5	6	7	8	9	10	11	12	13	14	15	16	17	18	19	20	21	22	23	24
1	0%	0%	0%	0%	0%	0%	0%	0%	0%	0%	0%	0%	0%	0%	0%	0%	0%	0%	0%	0%	0%	0%	0%	0%
2	0%	0%	0%	0%	0%	0%	0%	0%	0%	0%	0%	0%	0%	0%	0%	0%	0%	0%	0%	0%	0%	0%	0%	0%
3	0%	0%	0%	0%	0%	0%	0%	0%	0%	0%	0%	0%	0%	0%	0%	0%	0%	0%	0%	0%	0%	0%	0%	0%
4	0%	0%	0%	0%	0%	0%	0%	0%	0%	0%	0%	0%	0%	0%	0%	0%	0%	0%	0%	0%	0%	0%	0%	0%
5	0%	0%	0%	0%	0%	0%	0%	0%	0%	0%	0%	0%	0%	0%	0%	0%	0%	0%	0%	0%	0%	0%	0%	0%
6	0%	0%	0%	0%	0%	0%	0%	0%	0%	0%	0%	0%	0%	0%	0%	0%	0%	0%	0%	0%	0%	0%	0%	0%
7	0%	0%	0%	0%	0%	0%	0%	0%	0%	0%	0%	0%	0%	0%	0%	0%	0%	0%	0%	0%	0%	0%	0%	0%
8	0%	0%	0%	0%	0%	0%	0%	0%	0%	0%	0%	0%	0%	0%	0%	0%	0%	0%	0%	0%	0%	0%	0%	0%
9	0%	0%	0%	0%	0%	0%	0%	0%	0%	0%	0%	0%	0%	0%	0%	0%	0%	0%	0%	0%	0%	0%	0%	0%
10	0%	0%	0%	0%	0%	0%	0%	0%	0%	0%	0%	0%	0%	0%	0%	0%	0%	0%	0%	0%	0%	0%	0%	0%
11	0%	0%	0%	0%	0%	0%	0%	0%	0%	0%	0%	0%	0%	0%	0%	0%	0%	0%	0%	0%	0%	0%	0%	0%
12	0%	0%	0%	0%	0%	0%	0%	0%	0%	0%	0%	0%	0%	0%	0%	0%	0%	0%	0%	0%	0%	0%	0%	0%

2027 EUE Heat Map

For the year 2029, there is a small annual risk of 0.39 MWh and 0.001 hours. There are some iterations of cases in the 2029 case, for load forecast error +2% and +4%, there is an EUE of up to 1,006 MWh. As shown in the figure below, higher load forecasts, particularly during extreme cold weather events such as weather years 1982, 1985, and 2022, contribute to risk in winter mornings (7:00-8:00 a.m.) and nights (10:00 p.m.-12:00 a.m.). December shows the most risk, followed by January.

	1	2	3	4	5	6	7	8	9	10	11	12	13	14	15	16	17	18	19	20	21	22	23	24
1	0%	0%	0%	0%	0%	0%	0%	0%	0%	0%	0%	0%	0%	0%	0%	0%	0%	0%	0%	0%	0%	0%	13%	29%
2	0%	0%	0%	0%	0%	0%	0%	0%	0%	0%	0%	0%	0%	0%	0%	0%	0%	0%	0%	0%	0%	0%	0%	0%
3	0%	0%	0%	0%	0%	0%	0%	0%	0%	0%	0%	0%	0%	0%	0%	0%	0%	0%	0%	0%	0%	0%	0%	0%
4	0%	0%	0%	0%	0%	0%	0%	0%	0%	0%	0%	0%	0%	0%	0%	0%	0%	0%	0%	0%	0%	0%	0%	0%
5	0%	0%	0%	0%	0%	0%	0%	0%	0%	0%	0%	0%	0%	0%	0%	0%	0%	0%	0%	0%	0%	0%	0%	0%
6	0%	0%	0%	0%	0%	0%	0%	0%	0%	0%	0%	0%	0%	0%	0%	0%	0%	0%	0%	0%	0%	0%	0%	0%
7	0%	0%	0%	0%	0%	0%	0%	0%	0%	0%	0%	0%	0%	0%	0%	0%	0%	0%	0%	0%	0%	0%	0%	0%
8	0%	0%	0%	0%	0%	0%	0%	0%	0%	0%	0%	0%	0%	0%	0%	0%	0%	0%	0%	0%	0%	0%	0%	0%
9	0%	0%	0%	0%	0%	0%	0%	0%	0%	0%	0%	0%	0%	0%	0%	0%	0%	0%	0%	0%	0%	0%	0%	0%
10	0%	0%	0%	0%	0%	0%	0%	0%	0%	0%	0%	0%	0%	0%	0%	0%	0%	0%	0%	0%	0%	0%	0%	0%
11	0%	0%	0%	0%	0%	0%	0%	0%	0%	0%	0%	0%	0%	0%	0%	0%	0%	0%	0%	0%	0%	0%	0%	0%
12	0%	0%	0%	0%	0%	0%	1%	35%	0%	0%	0%	0%	0%	0%	0%	0%	0%	0%	0%	0%	0%	0%	22%	0%

2029 EUE Heat Map

In the SERC SERVM model, there are 5,375 unique cases. There was not a case for the 1 in 1000 event or higher probability, so the event day with the highest EUE in an hour was selected. Figures below show the expected (typical) vs. risk profiles and the contribution to reliability by component for the study year 2029.

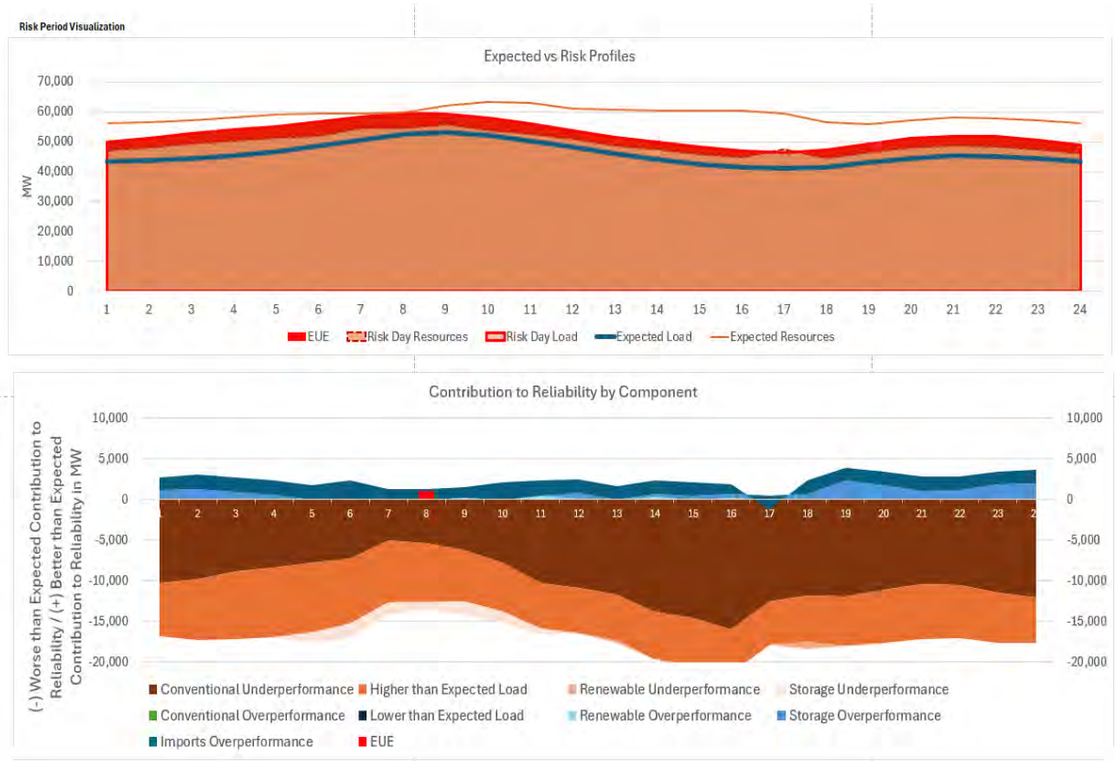

The top figure compares the event day to a typical day in December, with weather year 1985, which was an extreme cold event. The lower figure shows the loss of load between 7:00-8:00 a.m. when the load is higher than projected, solar generation is unavailable, energy storage and imports are available during the risk hour.

Between 2027 and 2029, SERC-Southeast is expected to add battery and solar generation Tier 1 resources. The addition of solar generation, however, would not help alleviate risk that occurs in winter morning or winter night hours when solar irradiation is unavailable. Georgia Power Company has publicly filed their intent to build company owned combined cycle, battery energy storage systems, hybrid solar and battery energy storage systems, coming online between 2029 and 2031. However, the commission has yet to vote on approval, expected to do so in December and are not included in the model. SERC-Southeast is not expected to retire additional generation during this time.

SERC-Southeast is seeing high load growth. Between summer 2027 and 2029, there is expected to be an addition of 4,468 MW of summer load and 2,134 MW of winter load.

With the growing dependence on natural gas as the predominant energy source in the SERC Southeast subregion, fuel diversity could become an area of future concern.

Demand

The entities in the Southeast assessment area employ a robust approach to developing their load forecast for the LTRA. This methodology combines econometric modeling, statistically adjusted end-use (SAE) analysis, and hourly bottom-up aggregation across members. Forecasts are annually updated based on historical data and the latest S&P Global economic outlook, using regression models that account for weather, economic indicators, population, appliance efficiency, and load shapes. Both coincident and non-coincident peak demand forecasts are included and refined using specialized tools. LFU is addressed by testing load levels ranging from 80% to 104% of projected peak demand, with weather identified as the primary driver of variability. While DERs like rooftop solar currently have minimal impact, their potential effects are considered in sensitivity scenarios. No major changes have been made to the core forecasting methodology since the prior LTRA, though input assumptions are regularly updated.

Several factors contribute to the 10-year forecasted demand and energy growth rates. Data centers are a significant and highly uncertain consideration, capable of substantially increasing demand when included as a sensitivity in reliability studies, with nearly 400 MW of data mining load expected by 2025. These loads often exhibit unpredictable behavior, with some shifting to 24/7 operation, flattening the overnight load curve and extending peak periods, which complicates traditional peak-centric planning. Large commercial and industrial loads are expected to contribute to energy growth in specific economic development areas. Electrification trends are emerging slowly, with limited current impact on forecasts, though home heating electrification is notably contributing to increased winter peak sensitivity. Beyond the 10-year horizon, transportation electrification is anticipated to become a more significant driver of load growth. The influence of climate change and extreme weather on load forecasting is modest in most cases, with some utilities refining models to reflect more frequent cold weather patterns. Recent winter events, like Winter Storm Elliott, have led to updates in load shapes used in modeling, reflecting higher and more sustained loads even outside traditional peak hours. EE improvements are occurring but are not yet deemed a significant overall impact, and flexible or price-sensitive loads are typically modeled on the supply side, thus excluded from direct demand forecasts.

Demand-Side Management

Depending on the entity, DSM could be a voluntary DSM water heater program, which allows for limited control of appliance usage during peak demand periods, with the number of installed control switches tracked monthly to forecast future participation. Load research data is used to estimate the diversified load contribution from these devices. While the entity is monitoring how new EE regulations may impact program effectiveness and developing a DSM measurement and verification (M&V) framework, its analysis currently relies on historical load research data. DR resources under contract are monitored and dispatched, and annual ELCC simulations determine the capacity value of each active DR program. BTM DERs are accounted for within annual load forecasts, while front-of-the-meter (FTM) DERs are treated as generation assets. The entity is also exploring new DR and flexibility programs, including pilot efforts in commercial and industrial automated DR and solar-plus-storage, and implementing a DERMS to enable broader coordination. No modifications to DR methodologies or assumptions have been made since the *2024 LTRA*, but new pilot programs and system capabilities are actively being developed. For EE and conservation, no significant changes have occurred in measurement or accounting since the prior LTRA. EE impacts are generally incorporated through adjustments to load forecasts based on federal and state efficiency standards, appliance saturation trends, and building code updates, reflected in econometric models or end-use forecasts that estimate reduced energy consumption over time.

Distributed Energy Resources

The estimated penetration of DERs in the Southeast assessment area remains modest, with forecasts projecting 1–1.5% of peak load over the next five years and staying below 2% over a 10-year horizon. Specifically, BTM solar PV is expected to grow from 57 MW by 2030 to 120 MW by 2035. Currently, DERs and rooftop solar are considered to have minimal impact on overall reliability, with no emerging transmission or resource adequacy issues directly attributed to them anticipated for Summer 2025.

In terms of planning, BTM DERs are accounted for within annual load forecasts and are not explicitly modeled as discrete capacity resources. Instead, they are represented using hourly generation profiles to account for operational factors like ramping, and estimated generation is placed back onto load buses when installations reach or exceed 2 MW. Conversely, FTM DERs are treated as generation assets. While BTM solar is contributing to energy availability and reducing fossil fuel consumption, their limited capacity value and variability are creating challenges, particularly during the sunrise and sunset hours, requiring greater flexibility from non-solar resources. Solar-related ramping concerns and energy adequacy under evolving weather conditions are considered emerging reliability challenges, which are actively being studied through triennial renewable integration studies. Load forecast uncertainty related to DERs is addressed by considering their potential effects in sensitivity scenarios, such as assuming zero DER contribution under stress conditions.

Generation

The Southeast assessment area actively manages its generation portfolio to ensure reliability amid a changing resource mix, with particular focus on the increasing integration of utility-scale solar and other VERs. While current renewable penetration is modest, leading to no significant stability or inertia issues observed to date, future challenges like intra-hour volatility and ramping needs are being proactively evaluated. The Renewable Cost and Benefit (RCB) Framework is utilized to assess integration costs and identify mitigation strategies such as flexible backup resources.

Regarding net demand ramping, the assessment area does not currently identify any emerging issues due to the limited penetration of VERs and a robust, flexible generation portfolio primarily composed of natural gas units. Annual analysis of five-minute ramping data is conducted to inform regulating reserve requirements, and existing natural-gas-fired units, supported by firm fuel supply and fuel-switching capabilities, are deemed sufficient to meet current and projected ramping needs.

Capacity contribution values for VERs like solar and wind are determined using a combination of historical performance data and ELCC analyses via the SERVM reliability and production cost model. For solar, contributions are initially set at 50% of nameplate capacity during May–September, with annual re-evaluation based on actual performance, though no contribution is assigned in winter due to the assessment area's winter peak planning season. An ELCC study in 2024 notably increased solar peak credit for up to 340 MW of solar capacity. While energy storage resources are evaluated through ELCC, with a preferred minimum duration of two hours, no operational storage resources are currently on the system. Hydro resources are credited at 100% due to firm delivery contracts.

Efforts to address IBR performance issues include enhanced interconnection studies that assess various factors like thermal loading, voltage stability, and short circuit performance. EMT models are now required from Generator Owners to better simulate and understand IBR behavior during disturbances, and mitigations include adjusting ramp rates and enforcing ride-through requirements. Additional phasor measurement units (PMU) are being deployed to enhance real-time situational awareness, particularly at IBR interconnection points. While current IBR penetration is low, network impacts and protection coordination are identified as the primary reliability concerns being addressed.

Generator retirements have seen no changes to confirmed or unconfirmed projections since the *2024 LTRA*, with no unit retirements currently projected over the 10-year planning horizon. All native generation, including coal, natural gas, and nuclear resources, is expected to remain available to meet peak demands. Planning entities have established processes involving detailed studies over a 10- to 20-year horizon to assess potential reliability impacts of retirements, considering mitigations such as transmission infrastructure capital improvements or dynamic VAR support. The IRP process coordinates retirement schedules with the addition of replacement capacity to prevent reliability gaps.

Natural gas fuel supply risk is actively managed, with approximately 78% of winter on-peak natural gas generation capacity having either firm fuel supply arrangements or backup fuel options like oil or dual-fuel capability. Annual gas pipeline failure studies are conducted ahead of each summer and winter season to assess impacts under various curtailment scenarios. Communication protocols between electric system operators and natural gas operators are maintained for coordinated responses. Long-term planning processes incorporate fuel risk through load capability analysis and production cost modeling over a 20-year horizon, ensuring capacity plans meet PRMs.

Energy Storage

While there are currently no operational energy storage resources on the system in the Southeast assessment area, future plans do include the addition of solar and battery resources by 2029. BESS are recognized as IBRs that, like solar, require different modeling and analysis techniques compared to traditional synchronous generation. The uncertainty surrounding the future locations and generation outputs of new BESS is noted as a factor that complicates proactive planning.

For planning purposes, energy storage resources are primarily evaluated for their capacity contribution through ELCC analyses. A preferred minimum duration of two hours is considered for operational reliability when evaluating energy storage resources, although there is no formal duration requirement currently enforced. Pilot programs are also being explored, specifically solar-plus-storage initiatives, as new DR and flexibility programs. These programs aim to provide flexible capacity and fast-start capabilities to the system.

No major methodology modifications have been made to the methods or assumptions for incorporating energy storage since the *2024 LTRA*.

Capacity Transfers

Capacity transfers are important for reliability in the Southeast assessment area and the SERC Region. System adequacy is maintained through planning studies and coordination with neighbors to manage evolving energy needs and maintain regional reliability.

Currently, surplus capacity for transfer and delivery is anticipated to remain available to meet reliability margins and support marketing opportunities. Transmission flow patterns are becoming more dynamic due to shifts in internal and external resource portfolios, retirements, additions, and system topology adjustments, but no significant impacts to firm transmission contracts have been

identified to date. Furthermore, recent reserve margin studies suggest that current transmission capabilities do not pose a constraint on resource adequacy within the assessment area.

To facilitate and ensure reliable capacity transfers, the assessment area engages in extensive coordinated efforts, studies, and protocols with neighboring assessment areas for both peak and non-peak hours. These coordinated efforts include:

- **Joint Transmission Planning Studies**, such as the Southeast Regional Transmission Planning (SERTP) process, which evaluate the BPS's ability to support transfers under various seasonal and system conditions, accounting for projected load growth, generation changes, and transmission upgrades.
- **Firm Transfer Agreements and Modeling**, which are integrated into seasonal and long-range planning studies to ensure deliverability under normal and contingency conditions. These agreements are regularly reviewed and updated.
- **Seasonal Coordination Studies**, including power flow, stability, and transfer capability analyses, conducted prior to each summer and winter season to assess the ability to maintain reliability and meet transfer obligations under expected and extreme conditions.
- **Contingency and Emergency Protocols** with neighboring BA and Reliability Coordinators to support emergency situations and real-time transfers. These protocols are exercised through reliability drills and supported by tools like dynamic line ratings and real-time data sharing.
- **Reserve Sharing and Balancing Arrangements** that enable entities within the assessment area to share generation reserves during system events or peak demand periods, supporting both operational reliability and economic efficiency.
- **Real-Time Operational Coordination** where neighboring areas monitor real-time flows and manage congestion through dynamic scheduling, redispatch strategies, and curtailment procedures as necessary.
- **Coordinated use of the Open Access Same-Time Information System (OASIS)** to ensure transparency and proper scheduling of transfers, preventing violations of reliability standards or operational issues.

Despite these robust coordination mechanisms, energy risk assessments have highlighted certain limitations regarding external reliance, particularly during extreme conditions. Studies, including the RMS, have modeled interactions with 13 neighboring systems to understand the limits of market support during high risk periods. These assessments indicate that regional transmission constraints can hinder economic and emergency imports, potentially exacerbating local energy shortages during widespread events. Furthermore, studies suggest limited excess market generation availability during extreme weather events in the Southeast, underscoring the critical importance of internal resource adequacy planning.

In terms of future reliance, while the overall trend suggests sufficient internal capacity, one utility expects to potentially make capacity purchases of up to 370 MW to serve possible data mining loads over the next four years. This indicates a willingness to utilize external purchases to meet specific, potentially high-density and unpredictable, new loads. The results of energy risk assessments are used to inform capacity expansion plans and determine the need for additional capacity purchases.

Transmission

Entities within the assessment area have numerous transmission projects planned or underway over the next 10 years to support system reliability and address evolving load and generation needs. These projects include approximately 1,308 miles of new transmission lines above 100 kV, 1,322 miles of line rebuilds, around 20 reactive compensation installations, 50 new transmission stations, and various upgrades to increase the capacity of existing infrastructure. One entity plans to retire a 46 kV transmission path and convert affected delivery points to 115 kV service, constructing a new network line to address localized thermal constraints and improve contingency performance. Power electronic devices such as reactive compensation systems are being installed to enhance voltage stability and system performance. While no major transmission adequacy issues have been identified, there are risks of project delays due to supply chain disruptions and contractor availability. Mitigation measures include staggered project timelines, strategic inventory management, and evaluation of interim technologies like variable line impedance devices. Overall, the assessment area maintains a coordinated and proactive transmission planning approach to ensure continued reliability across the region. Since the *2024 LTRA*, planning entities across the assessment area have begun implementing or exploring several enhancements to their transmission planning processes in response to evolving reliability, resource mix, and regulatory conditions. One key area of focus is the growing presence of IBRs, such as solar and battery storage, which require different modeling and analysis techniques compared to traditional synchronous generation. Entities are now incorporating additional scenarios into their long-term planning to assess the adequacy of the transmission system under various levels of IBR penetration, particularly in areas experiencing rapid deployment of utility-scale renewables.

Another significant development involves planning for large data center loads, which present unique challenges due to their high energy consumption and sensitivity to power quality. Entities are preparing to implement new technical studies—such as dynamic modeling and harmonic analysis—to ensure that these loads can be reliably served without compromising grid stability. These studies are expected to become increasingly important over the next 10 years as data centers proliferate across the region. While there have been no wholesale changes to core transmission planning methodologies, adjustments are being made to better reflect recent operating experiences. For

example, entities have refined the load levels used in extreme case scenarios to align more closely with observed peak events. There is also growing interest in performing comprehensive gas-electric interdependency studies to assess the risks posed by natural gas supply disruptions to gas-fired generation resources.

For non-FERC-jurisdictional entities, FERC Order No. 2023 is being monitored, and although compliance is not mandatory, potential alignment with its principles—such as improved generator interconnection procedures and enhanced transparency in queue management—is being considered.

Regional coordination remains a critical component of transmission planning. Entities continue to work closely with first-tier neighbors through long-term, quarterly, and weekly coordination protocols. Interface transfer capabilities are calculated regularly on monthly and two-day-out bases, with requests managed through the OASIS system. Coordination of transfer capability assessments and planning assumptions is also carried out through interregional forums, such as the SERC Long-Term and Near-Term Working Groups and the Southeastern Regional Transmission Planning process. These efforts ensure that planned projects and operational practices are aligned across the region, helping to maintain reliability as system conditions evolve.

Reliability Issues

The Southeast assessment area actively manages its generation portfolio to ensure reliability amidst a changing resource mix. While no significant stability or inertia issues have been observed to date due to the current modest renewable penetration, several evolving reliability concerns are being proactively addressed:

- **Elevated Winter Energy Risk and Sustained Overnight Loads**: Energy risk assessments consistently identify winter peak hours as the highest-risk period for energy shortfalls. This increased risk is driven by two primary factors: volatile peak demand due to extreme cold weather events exceeding forecasts, and sustained overnight load where demand remains high throughout the evening and early morning. Recent winter events, such as Winter Storm Elliott, have led to updated load shapes that reflect higher and more sustained loads, underscoring the importance of energy adequacy beyond just peak periods. This indicates a shift requiring more continuous energy coverage rather than just peak-hour capacity.
- **Natural Gas Fuel Supply Vulnerability**: Fuel availability, particularly for natural gas, has emerged as a significant energy risk. To mitigate this, entities in the assessment area actively manage natural gas fuel supply risk through firm fuel arrangements, backup capabilities like onsite fuel storage or dual-fuel options (e.g., oil), and annual gas pipeline failure studies conducted before each summer and winter season. Communication protocols are also maintained between electric and natural gas system operators for routine and contingency operations. Long-term planning studies also incorporate considerations for gas production limitations and transportation bottlenecks.
- **Challenges Posed by Large Industrial and Commercial Load Additions**: The assessment area is experiencing an increasing demand of large industrial and commercial load additions, such as data centers and crypto mining facilities, which require enhanced coordination, especially with local distribution cooperatives. These loads can “substantially increase demand” and exhibit unpredictable behavior, with some shifting to 24/7 operation and relying on short-term capacity purchases. Entities are proactively developing updated technical interconnection requirements and pursuing regulatory approvals to procure additional generation to serve these new loads.



Texas RE-ERCOT

The Electric Reliability Council of Texas (ERCOT) is the ISO for the ERCOT Interconnection and is located entirely in the state of Texas; it operates as a single BA. It also performs financial settlement for the competitive wholesale bulk-power market and administers retail switching for nearly 8 million premises in competitive choice areas. ERCOT is governed by a board of directors and subject to oversight by the PUCT and the Texas Legislature. ERCOT is summer-peaking. It covers approximately 200,000 square miles, connects over 54,100 miles of transmission lines, has over 1,250 generation units, and serves more than 27 million people. Lubbock Power & Light joined the ERCOT grid on June 1, 2021. Texas Reliability Entity is responsible for the Regional Entity functions described in the Energy Policy Act of 2005 for ERCOT.

Demand, Resources, and Reserve Margins

Quantity	2026	2027	2028	2029	2030	2031	2032	2033	2034	2035
Total Internal Demand	94,650	104,295	121,543	128,851	138,944	144,522	148,567	149,846	152,230	154,077
Demand Response	13,346	22,127	37,672	43,888	53,131	57,720	60,942	61,846	62,644	63,321
Net Internal Demand	81,304	82,168	83,871	84,963	85,813	86,802	87,625	88,000	89,586	90,756
Additions: Tier 1	10,377	15,216	18,527	19,037	19,037	19,037	19,037	19,037	19,037	19,037
Additions: Tier 2	15,391	42,413	79,923	95,374	98,707	99,018	99,018	99,018	99,018	99,018
Additions: Tier 3	5,022	17,546	36,405	51,080	58,217	58,217	58,463	58,463	58,463	58,463
Net Firm Capacity Transfers	508	659	1,122	1,122	1,122	1,122	1,122	1,122	1,122	1,122
Existing-Certain and Net Firm Transfers	93,870	92,008	92,046	92,113	92,401	92,401	92,401	92,401	92,401	92,401
Anticipated Reserve Margin (%)	28.2%	30.5%	31.8%	30.8%	29.9%	28.4%	27.2%	26.6%	24.4%	22.8%
Prospective Reserve Margin (%)	47.9%	82.3%	127.3%	142.1%	143.9%	141.5%	139.2%	138.2%	134.0%	131.0%
Reference Margin Level (%)	13.75%	13.75%	13.75%	13.75%	13.75%	13.75%	13.75%	13.75%	13.75%	13.75%

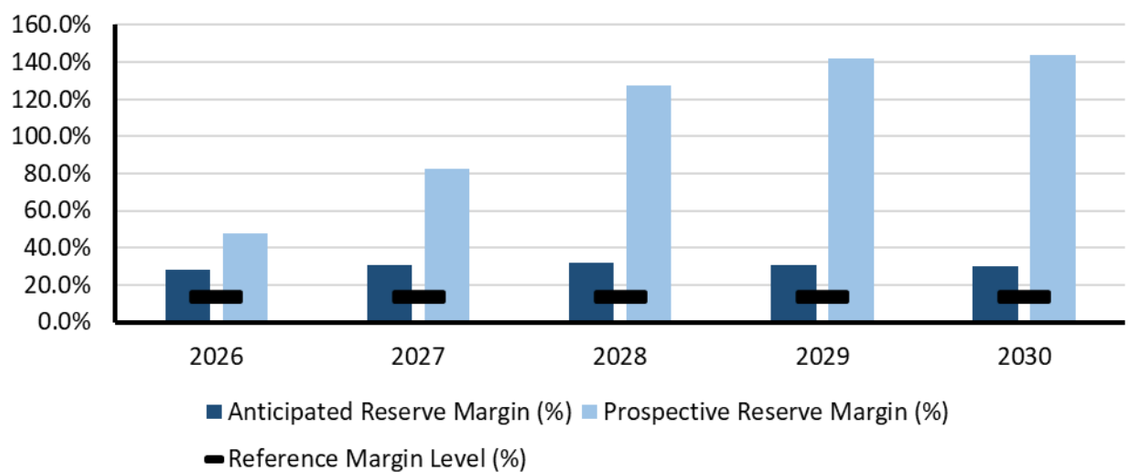

Planning Reserve Margins

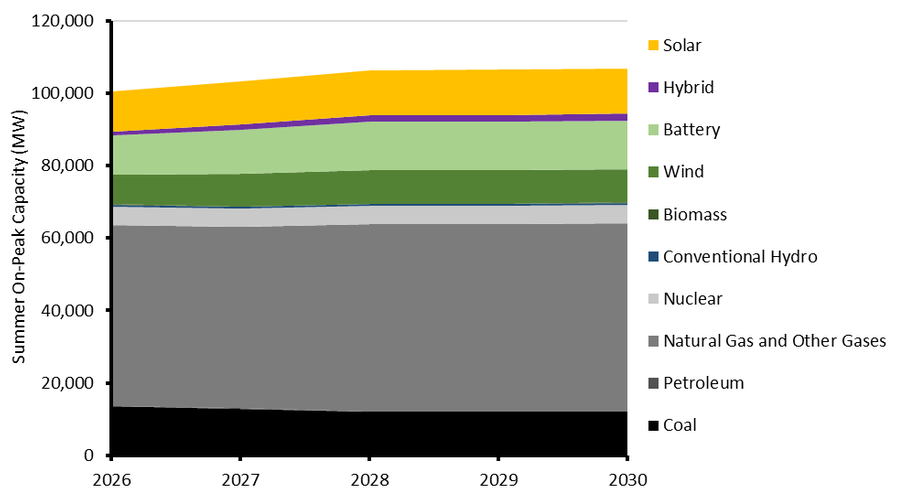

Existing and Tier 1 Resources

Texas RE-ERCOT Highlights

- The ARM is above the 13.75% RML for all years and seasons and reflects the inclusion of provisional forecast estimates of large-load curtailment potential, applicable before and during ERCOT emergency conditions.
- ERCOT forecasts total internal demand to increase from 94,650 MW for 2026 to 154,077 MW for 2035, an average annual increase of 5.6%.
- Texas Senate Bill 6, signed into law in June 2025, provides ERCOT with new large-load curtailment management tools and the authority to direct large loads to curtail their load both prior to and during declared energy emergency situations.
  - Offsetting the positive ARM impact of these load management programs is the switch from using historical average on-peak capacity factors to average ELCC for IBRs.
- ERCOT expects battery energy storage capacity to reach 18.9 GW by Summer 2026, growing to 25.2 GW by 2029, which reflects the furthest future year for reported planned commercial operations dates.
- ERCOT's 2024 Regional Transmission Plan (RTP) includes a 345 kV plan and the Texas 765 kV Strategic Transmission Expansion Plan (TX 765-kV STEP), which addresses unprecedented load growth expected by 2030.

Texas RE-ERCOT Projected Generating Capacity by Energy Source in Megawatts (MW)					
	2026	**2027**	**2028**	**2029**	**2030**
Coal	13,596	12,941	12,156	12,156	12,156
Coal*	13,596	12,550	11,205	11,205	11,205
Petroleum	30	30	30	30	30
Natural Gas	50,032	50,122	51,689	51,689	51,977
Natural Gas*	50,032	49,764	51,331	51,331	51,619
Biomass	131	131	131	131	131
Solar	11,049	11,923	12,305	12,534	12,534
Wind	8,303	8,900	9,215	9,219	9,219
Conventional Hydro	570	570	570	570	570
Nuclear	4,973	4,973	4,973	4,973	4,973
Hybrid	1,127	1,497	1,813	1,909	1,909
Battery	10,734	12,285	13,375	13,374	13,374
Total MW	**100,545**	**103,372**	**106,257**	**106,584**	**106,872**
Total MW*	**100,545**	102,203	104,528	104,855	105,143

***Capacity with additional generator retirements**. Generators that have announced plans to retire but have yet to be included in system plans are removed from the resource projection where marked.
**Wind, solar, and battery capacities are based on their projected effective load carrying capabilities during peak load conditions.

Planning Reserve Margins

The ARM is above the 13.75% RML only for summers 2026 and 2027, and winters 2025–26 and 2026–27. The main contributing factor for lower ARMs relative to last year's LTRA is the switch from using historical average on-peak capacity factors to average ELCC for IBRs. In the case of solar, ELCCs are significantly lower than on-peak capacity factors since ELCCs reflect resource reliability value, and in the case of solar, this value has been decreasing as reserve scarcity risk shifts to the evening hours when solar availability is low. Partially offsetting the reduction in solar contribution was the shift from assigning 0% on-peak capacity contribution for battery energy storage to using average ELCCs based on design duration. For example, battery storage systems with a duration of one hour or less are assigned an ELCC of 36%, whereas the ELCC for systems greater than one hour and less than two hours is 69%.

Energy Risk, Including Non-Peak Hour Risk

For non-winter months, ERCOT continues to experience the highest reserve scarcity risk during the early evening hours—peaking at HE 9:00 p.m.—based on probabilistic capacity reserve modeling for monthly peak load days. The elevated risk is due to the drop-off in solar generation and continued higher loads during those hours. However, the large growth in battery energy storage resources and associated changes in state of charge management have mitigated the capacity reserve scarcity risk relative to previous years. For winter, risk modeling indicates elevated reserve scarcity risk for the morning hours (HE 7:00 to 9:00 a.m.) as well as the early evening hours.

Probabilistic Assessments (NERC ProbA and Other Studies)

Base-Case Summary of Results			
	2026*	**2027**	**2029**
EUE (MWh)	11,090	5,864	17,053
NEUE (ppm)	18.95	8.70	18.84
LOLH (hours per Year)	1.57	0.94	3.64
*** Provides the 2024 ProbA Results for Comparison**			

Like the 2024 ProbA Study, most risk is in the winter, and this is mainly driven by the large demand variability modeled in the winter. By 2029, there is significant risk in the summer and slight risk in the shoulder seasons, driven by the considerable growth of large loads across the year.

12x24 EUE Heat maps (months for the vertical axis, hours for the horizontal axis) for 2027 and 2029 are provided below. Note that as the numbers are given in percentages, the lower winter values in 2029 relative to 2027 do not indicate a decrease in winter risk, just a smaller portion of the annual total.

2027

	1	2	3	4	5	6	7	8	9	10	11	12	13	14	15	16	17	18	19	20	21	22	23	24
1	0%	0%	0%	0%	0%	0%	0%	0%	0%	0%	0%	0%	0%	0%	0%	0%	0%	0%	0%	0%	0%	0%	0%	0%
2	4%	3%	2%	2%	3%	5%	8%	11%	0%	0%	0%	0%	0%	0%	0%	0%	0%	0%	1%	2%	4%	7%	5%	4%
3	0%	0%	0%	0%	0%	0%	0%	0%	0%	0%	0%	0%	0%	0%	0%	0%	0%	0%	0%	0%	0%	0%	0%	0%
4	0%	0%	0%	0%	0%	0%	0%	0%	0%	0%	0%	0%	0%	0%	0%	0%	0%	0%	0%	0%	0%	0%	0%	0%
5	0%	0%	0%	0%	0%	0%	0%	0%	0%	0%	0%	0%	0%	0%	0%	0%	0%	0%	0%	0%	0%	0%	0%	0%
6	0%	0%	0%	0%	0%	0%	0%	0%	0%	0%	0%	0%	0%	0%	0%	0%	0%	0%	0%	0%	0%	0%	0%	0%
7	0%	0%	0%	0%	0%	0%	0%	0%	0%	0%	0%	0%	0%	0%	0%	0%	0%	0%	0%	0%	0%	0%	0%	0%
8	0%	0%	0%	0%	0%	0%	0%	0%	0%	0%	0%	0%	0%	0%	0%	0%	0%	0%	0%	0%	0%	0%	0%	0%
9	0%	0%	0%	0%	0%	0%	0%	0%	0%	0%	0%	0%	0%	0%	0%	0%	0%	0%	0%	0%	0%	0%	0%	0%
10	0%	0%	0%	0%	0%	0%	0%	0%	0%	0%	0%	0%	0%	0%	0%	0%	0%	0%	0%	0%	0%	0%	0%	0%
11	0%	0%	0%	0%	0%	0%	0%	0%	0%	0%	0%	0%	0%	0%	0%	0%	0%	0%	0%	0%	0%	0%	0%	0%
12	2%	2%	2%	2%	2%	3%	4%	7%	0%	0%	0%	0%	0%	0%	0%	0%	0%	0%	0%	1%	2%	3%	4%	4%

2029

	1	2	3	4	5	6	7	8	9	10	11	12	13	14	15	16	17	18	19	20	21	22	23	24
1	0%	0%	0%	0%	0%	0%	0%	1%	0%	0%	0%	0%	0%	0%	0%	0%	0%	0%	0%	0%	0%	0%	0%	0%
2	3%	2%	2%	2%	3%	4%	6%	7%	0%	0%	0%	0%	0%	0%	0%	0%	0%	0%	2%	3%	4%	4%	4%	3%
3	0%	0%	0%	0%	0%	0%	0%	0%	0%	0%	0%	0%	0%	0%	0%	0%	0%	0%	0%	0%	0%	0%	0%	0%
4	0%	0%	0%	0%	0%	0%	0%	0%	0%	0%	0%	0%	0%	0%	0%	0%	0%	0%	0%	0%	0%	0%	0%	0%
5	0%	0%	0%	0%	0%	0%	0%	0%	0%	0%	0%	0%	0%	0%	0%	0%	0%	0%	0%	0%	0%	0%	0%	0%
6	0%	0%	0%	0%	0%	0%	0%	0%	0%	0%	0%	0%	0%	0%	0%	0%	0%	0%	0%	1%	2%	0%	0%	0%
7	0%	0%	0%	0%	0%	0%	0%	0%	0%	0%	0%	0%	0%	0%	0%	0%	0%	0%	0%	2%	4%	1%	0%	0%
8	0%	0%	0%	0%	0%	0%	0%	0%	0%	0%	0%	0%	0%	0%	0%	0%	0%	0%	0%	6%	5%	1%	0%	0%
9	0%	0%	0%	0%	0%	0%	0%	0%	0%	0%	0%	0%	0%	0%	0%	0%	0%	0%	1%	1%	0%	0%	0%	0%
10	0%	0%	0%	0%	0%	0%	0%	0%	0%	0%	0%	0%	0%	0%	0%	0%	0%	0%	0%	0%	0%	0%	0%	0%
11	0%	0%	0%	0%	0%	0%	0%	0%	0%	0%	0%	0%	0%	0%	0%	0%	0%	0%	0%	0%	0%	0%	0%	0%
12	1%	1%	1%	1%	1%	2%	2%	4%	0%	0%	0%	0%	0%	0%	0%	0%	0%	1%	1%	3%	2%	2%	2%	2%

Demand

ERCOT forecasts summer peak total internal demand to increase from 94,650 MW for 2026 to 154,077 MW for 2035, an average annual increase of 5.6%. This load growth is mainly driven by forecasted interconnections of large loads, comprised mostly of data centers. The breakdown of new large loads added by 2030 by customer classification is as follows:

Load Additions in the Load Forecast (MW) (Cumulative)			
Load Type	**End of Year 2 (2027)**	**End of Year 5 (2030)**	**End of Year 10 (2035)**
Data Centers	**6,700**	**23,000**	**25,000**
Cryptocurrency Mining Facilities	**4,500**	**7,500**	**8,500**
Hydrogen Electrolysis	**3,000**	**7,902**	**9,100**
Industrial Manufacturing Load	**2,800**	**7,100**	**7,600**

For 2025, the ERCOT transmission service providers (TSP) had once again reported a significantly larger-than-normal amount of contracted large loads that they asked to be included in the *2025 Long-Term Load Forecast* and *Regional Transmission Planning Study*. Due to the large amount of large-load requests for 2025, ERCOT has applied adjustment factors to these requests. ERCOT has adjusted the large-load projections provided by the TSPs based on the patterns observed by recent projects. The first adjustment was based on the average project delay of 180 days from the original project requested energization date for projects with in-service dates in 2022 through 2024. The next adjustment was applied to Data Centers. ERCOT studied requested MWs versus the peak consumption by data center site for data centers with in-service dates in 2022 through 2024. The average peak consumption per site was 49.8% of the requested MW. This factor was applied to all non-crypto data center load additions. The final adjustment used the percentage of previously filed officer letter projects with in-service dates in 2024 that have energized (55.4%). This percentage is based on percentage of loads energized.

The PUCT is developing criteria for including large loads in ERCOT's load forecasts along the lines of criteria applicable to generation projects (for example, the large-load customer has executed and securitized an interconnection agreement or meets other criteria demonstrating a firm commitment to interconnecting the load).

Demand-Side Management

Signed into law in June 2025, Texas Senate Bill 6 directs the PUCT to establish uniform large-load interconnection standards that, among other things, provide ERCOT with new large-load curtailment management tools and ERCOT's authority to direct (or require transmission service providers to direct) large loads to curtail their load prior to and during declared energy emergency situations. The following table shows the total large loads and their curtailment amounts included in the "Controllable and Dispatchable Demand Response" line items.

Summer	Total LL (MW)	LL Curtailment (MW)		Winter	Total LL (MW)	LL Curtailment (MW)
2025 (S)	3864.4	1,313.9		2025-26 (W)	9112.9	8,227.7
2026 (S)	12355.4	8,853.5		2026-27 (W)	17289.8	15,909.3
2027 (S)	21665.7	17,171.5		2027-28 (W)	31590.8	29,408.9
2028 (S)	38583.3	32,716.5		2028-29 (W)	45249.3	42,298.1
2029 (S)	45681.1	38,932.6		2029-30 (W)	55533.1	51,981.4
2030 (S)	55964.9	48,175.5		2030-31 (W)	60917.9	57,010.6
2031 (S)	61349.7	52,764.3		2031-32 (W)	64863.6	60,672.7
2032 (S)	65295.4	55,985.9		2032-33 (W)	66370.5	62,017.8
2033 (S)	66802.3	56,890.6		2033-34 (W)	67764.7	63,256.0
2034 (S)	68196.5	57,688.4		2034-35 (W)	69032.1	64,373.6
2035 (S)	69463.9	58,365.6		2035-36 (W)	69805.1	65,043.3

Distributed Energy Resources

DERs that register with ERCOT to participate in wholesale energy and/or ancillary services markets are modeled and dispatched in ERCOT transmission planning studies similarly to transmission-connected resources participating in those markets. For DERs not participating in those markets, ERCOT relies on member Transmission and Distribution Service Providers (TDSPs) to provide information about individual DERs on their systems for shorter-term reliability and economic impact studies, typically a one-to-six-year time frame.

ERCOT has proposed rule changes mandated by the Texas Legislature to establish a process to collect comprehensive data from Distribution Service Providers for so called "Unregistered Distributed Generators" (primarily rooftop solar systems). The data will be collected on a substation level and will include information to be used for network modeling and analysis, including aggregate reactive power capability and status of PUCT voltage/frequency ride-through requirements.

Generation

In 2024, ERCOT received notices of suspension of operations for three gas-steam units in the San Antonio area. Reliability impact studies indicated that all three were needed to manage the South Texas Interconnection Reliability Operating Limit (IROL) established in 2024. As a result, ERCOT signed

a two-year "Reliability Must Run" (RMR) agreement with CPS energy for one of the three generators (Unit 3). This generator, as part of its RMR service obligation, would only operate when necessary to provide voltage support, stability, or management of localized transmission constraints when a market solution does not exist. ERCOT also signed a contract in June 2025 to use 15 mobile generators that are being relocated from Houston to the San Antonio area. The contract ends in March 2027 when transmission solutions are expected to be in place to offset the loss of the mothballed CPS generating units.

New rules became effective in October 2024 to improve IBR ride-through performance and monitoring and mitigation efforts. The rules were developed in response to NERC recommendations following IBR failures during system disturbances in West Texas. The new ride-through requirements align with the specifications of the updated IEEE 2800-2022 standard, which addresses the interconnection and interoperability of IBRs. As part of the new rules, IBR entities are required to maximize their IBR ride-through capabilities, which includes making software, firmware, and settings adjustments, and potentially physical modifications to ensure that they can remain connected to the grid during frequency and voltage disturbances. The rules also establish a process for investigating, reporting, and mitigating ride-through performance failures, requiring resource entities to develop mitigation plans within a defined timeline. IBR entities must meet the new requirements by December 31, 2025, or their synchronization date, subject to an extension/exemption process.

During 2024, units totaling 18.6 MW were retired, comprising a 9.6 MW biomass facility, a 7 MW wind site, and 2 MW battery storage system. So far in 2025, a 62 MW gas combined-cycle unit was retired.

Energy Storage

ERCOT expects battery energy storage capacity to reach 18.9 GW by summer 2026 (Existing and Tier 1 resource categories). The capacity grows to 25.2 GW by 2029, which reflects the furthest future year for planned commercial operations dates reported by project developers.

ERCOT is moving away from a dual to an integrated single model of an energy storage resource for operational and transmission planning studies. Under the dual approach, an energy storage resource is composed of a generator with a negative minimum power to represent consumption and a generator with a positive maximum power to represent injection. The single "integrated" generator model, along with other system enhancements for battery energy storage, is being implemented as part of ERCOT's "Real Time Co-Optimization + Battery" project, expected to be implemented by December 2025. Since each resource receives independent dispatch instructions and ancillary service deployments in the dual model approach, moving to a single integrated resource model will eliminate current performance monitoring issues. The discharging behavior for all energy storage resources is considered for peak cases in transmission planning studies. The charging behavior for all energy storage resources is considered for minimum load cases in transmission planning studies. Energy storage resources, if required to provide voltage support, need to have the reactive power capability be available at all MW levels when charging or discharging and meet the voltage ride-through requirements to remain connected to the system. To support larger penetration levels of energy storage resources, new rules have been implemented to improve state-of-charge monitoring in energy dispatch and Reliability Unit Commitment.

Capacity Transfers (Reliance on Assistance)

ERCOT has coordination plans in place with neighboring grids. These plans cover DC tie emergency operations, procedures for generators that can switch between grids, and temporary block load transfers. For its transmission planning studies, ERCOT tests the outage of each of the ERCOT-SPP DC ties, plus a contingency on top of that, to ensure no reliability issues post-contingency. There are no severe scenarios studied where multiple DC ties are assumed to be unavailable.

Transmission

ERCOT's 2024 RTP includes a 345 kV plan and a 765 kV plan, called the Texas 765-kV Strategic Transmission Expansion Plan (TX 765-kV STEP). The 765-kV plan tackles the unprecedented load growth expected by 2030 and associated regional planning challenges and addresses existing congestion issues. TX 765-kV STEP enhances transfer capability by an additional 600 to 3,000 MW across various scenarios evaluated in the analysis and would also increase the West Texas export stability constraints. The 765 kV addition enables power to flow more efficiently through long-distance transmission from resource-rich regions to load centers. Overall, 274 reliability projects were identified in the 2024 RTP's 345 kV plan to address all reliability violations compared with 173 projects in the 2023 RTP, 89 projects in the 2022 RTP, 67 projects in the 2021 RTP, and 50 projects in the 2020 RTP. This upward trend reflects grid infrastructure needed to support rapidly growing power demands and an evolving generation resource mix.

ERCOT is adopting changes to its planning processes to address the long-term transmission challenges. Examples of the major changes include establishment of a new congestion cost savings test for economic project evaluation, establishment of resiliency criteria for the ERCOT region, and development of new multi-value criteria to address the process for determining whether a project that addresses a resiliency issue provides sufficient benefit balanced with economic savings or reliability benefits.

Reliability Issues

There are several reliability concerns associated with the rapid growth in large loads:

Loss of Load: Due to the amount of large electronic-based load projected to energize in upcoming years (mainly from cryptocurrency mining facilities), ERCOT is concerned that potentially thousands of megawatts of load can instantly drop or switch to backup generation during normally cleared system faults, thereby posing significant risks to system reliability. To address this concern, ERCOT has proposed a change to its Reliability Performance Criteria to limit load loss for any single contingency and to specify how loss of load is calculated for this criterion. ERCOT recently completed a Load Loss Threshold Analysis that indicates that the load loss should be limited to 2,600 MW.

Load Forecasting Challenges: The flexible operation of large loads also presents challenges for accurate load forecasting and monitoring. ERCOT has observed increasing errors in its load forecasts, which is problematic during extreme or unusual operating days when having an accurate forecast is most critical for maintaining reliability. New approved rules include standards for the identification and classification of a site with an aggregate peak demand of 25 MW or more at a common substation in ERCOT's Network Operations Model. Such information will provide ERCOT visibility of the locations of these loads for operational, modeling, and planning purposes.

Potential Subsynchronous Oscillation Vulnerabilities: Large loads, particularly those with high reactive power consumption, can cause subsynchronous oscillation (SSO) that can damage generation and other equipment and ultimately destabilize the grid. This vulnerability is highest in areas with a weak grid, such as West Texas. To address SSO issues, ERCOT is implementing new rules that require SSO vulnerability assessments for large-load customers seeking grid interconnection as well as for transmission projects.

Need for a Large Load Interconnection Study Process: ERCOT identified the need for a Large Load Interconnection Study (LLIS) process several years ago due to the emerging reliability impacts. An interim process was estimated in March 2022. A final interconnection process was approved by the PUCT in May 2025.



WECC-Alberta

WECC-Alberta is an assessment area that covers the Canadian province of Alberta. The province has a geographic area of 661,848 square kilometers (255,541 square miles) and a population of almost 5 million people. The Alberta Electric System Operator (AESO) is the province's Planning Entity and Reliability Coordinator responsible for safe, reliable, and economic operation of the Alberta Interconnected Electric System. AESO is a non-profit corporation that operates a system that includes approximately 26,000 kilometers of transmission lines and connects approximately 426 qualified generating units and nearly 250 market participants through a wholesale market. Alberta's transmission system has three interties with neighboring areas—Saskatchewan (see MRO-SaskPower), British Columbia (see WECC-British Columbia), and Montana (see WECC-Northwest). Peak electricity demand on the AESO system currently occurs during the winter season.

Demand, Resources, and Reserve Margins

Quantity	2026–2027	2027–2028	2028–2029	2029–2030	2030–2031	2031–2032	2032–2033	2033–2034	2034–2035	2035–2036
Total Internal Demand	12,463	12,434	12,510	12,528	12,759	12,831	12,956	12,992	13,076	13,470
Demand Response	0	0	0	0	0	0	0	0	0	0
Net Internal Demand	12,463	12,434	12,510	12,528	12,759	12,831	12,956	12,992	13,076	13,470
Additions: Tier 1	209	209	209	209	209	209	209	209	209	209
Additions: Tier 2	393	889	983	1,009	959	1,009	921	971	971	971
Additions: Tier 3	392	658	917	1,297	1,334	1,631	1,635	1,751	1,751	1,751
Net Capacity Transfers (WECC Model)	0	0	0	0	0	0	0	0	0	0
Existing-Certain and Net Transfers	16,764	17,856	17,394	17,074	16,764	17,074	16,502	16,820	16,820	16,820
Anticipated Reserve Margin (%)	36.2%	45.3%	40.7%	38.0%	33.0%	34.7%	29.0%	31.1%	30.2%	26.4%
Prospective Reserve Margin (%)	39.3%	52.4%	48.6%	46.0%	40.5%	42.6%	36.1%	38.5%	37.7%	33.6%
Reference Margin Level (%)	11.8%	17.6%	14.3%	15.6%	11.6%	15.2%	12.2%	14.3%	13.9%	13.5%

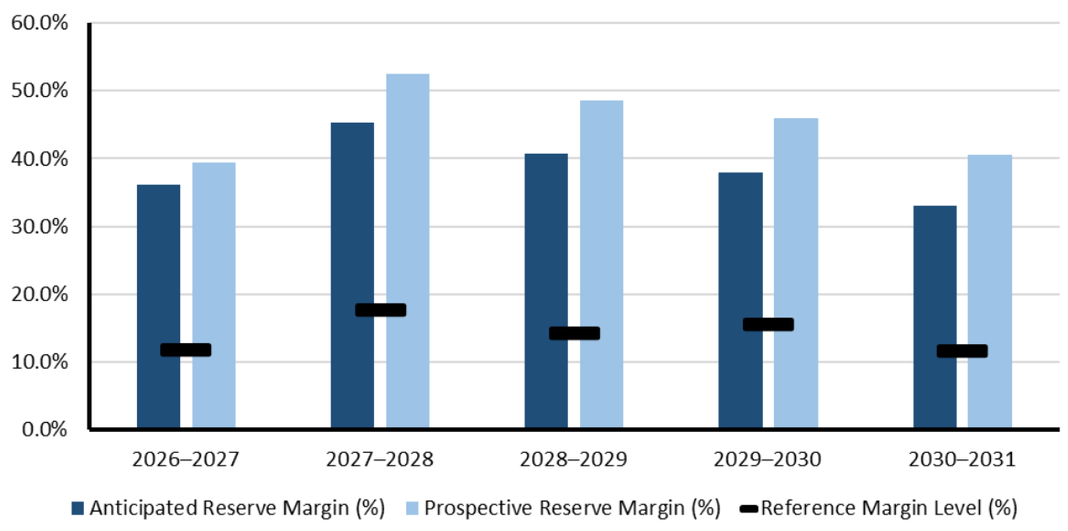

Planning Reserve Margins

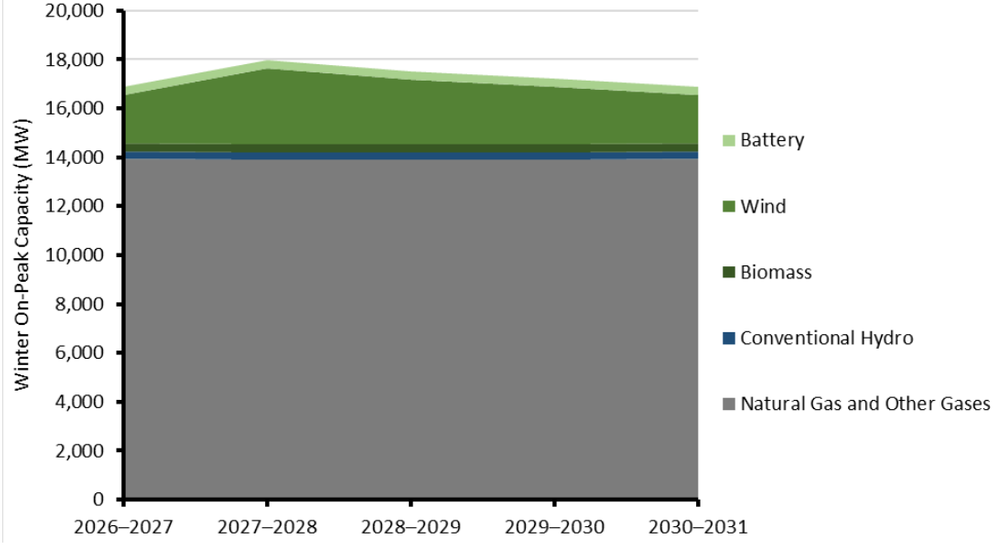

Existing and Tier 1 Resources

WECC-Alberta Highlights

- WECC-Alberta's ARM does not fall below the RML during the 2025–2035 time frame.
- WECC-Alberta's total electricity demand is projected to grow by 10% over the next 10 years. Summer peak hour demand is projected to grow by 7%, and winter peak hour demand is projected to grow by 11% over the same period.
- Alberta is anticipated to add 556 MW of Tier 1 gas, solar, and battery resources over the next 10 years. Alberta's thermal power generation fleet is aging, and significant additions of Tier 2 and 3 variable renewable energy resources are being proposed to make up for forthcoming thermal retirements while meeting Alberta's 30% renewable by 2030 policy requirement. On top of the 250 MW of existing storage, 88 MW are anticipated Tier 1 and 370 MW are Tier 2 additions over the next 10 years. Still, rapid declines in solar and wind output could cause ramping issues in the future and require the use of contingent reserves and assistance from the NWPP Reserve Sharing Group.
- AESO has recently added two transmission lines to its system to increase reliability and integrate fossil-fired generation additions.
- Under a different set of assumptions and with a different vintage of data from the LTRA, the NERC ITCS for Canada concluded that WECC-Alberta may have winter energy deficiencies that could be alleviated by increased transfer capabilities.

WECC-AB Projected Generating Capacity by Energy Source in Megawatts (MW)					
	2026–2027	2027–2028	2028–2029	2029–2030	2030–2031
Natural Gas	13,932	13,908	13,890	13,900	13,932
Biomass	336	336	335	336	336
Wind	2,000	3,109	2,665	2,327	2,000
Conventional Hydro	293	301	301	310	293
Other	81	81	81	81	81
Battery	330	330	329	330	330
Total MW	16,973	18,065	17,602	17,283	16,973

WECC-Alberta Assessment

Planning Reserve Margins
WECC-Alberta's ARM does not fall below the RML during the 2025-2035 time frame. WECC continues to use a probabilistic approach for determining RMLs, holding a LOLP less than or equal to 0.02% (approximately a 1 day in 10 years loss of load). The model determines what reserve margin must be held to maintain a fixed LOLP. Using this technique, a target reserve margin is evaluated for every hour of every year of the full forecast period.

There have, however, been changes to policies that might affect planning and procurement over the next 10 years. The Canada Clean Electricity Regulations (CER) were finalized in December 2024, which delayed the nationwide net-zero electricity target from 2035 to 2050. Alberta has recently entered into an agreement with the Canadian federal government to pursue alternative policies to achieve a net-zero power grid by 2050.

Energy Risk, Including Non-Peak Hour Risk
AESO uses an hourly probabilistic model to quantify uncertainties around unit availability, dispatch economics, load variability, and weather impact on load and generation in operational time frames.

ProbA Results

Alberta does not show any LOLH or EUE in 2027 or 2029 and therefore does not have any further reporting or visualizations.

Base-Case Summary of Results			
	2026*	**2027**	**2029**
EUE (MWh)	0	0	0
NEUE (ppm)	0.00	0.00	0.00
LOLH (hours per Year)	0.00	0.00	0.00
*** Provides the 2024 ProbA Results for Comparison**			

Demand
Alberta's annual demand is projected to grow 10% over the next 10 years. Summer peak hour demand is projected to grow 7% and winter peak hour demand is projected to grow 11% over the same period. The primary driver for demand growth in Alberta is transportation electrification. Large-load additions in the forecast total 80 MW over the next five years and 105 MW through 2035. Additional large loads that may materialize and are not included in the forecast amount to 1,600 MW by 2030 and 2,100 by 2035.

Seasonally, the region is becoming more dual-peaking with summers almost matching winters.

Demand-Side Management
AESO factors in approximately 250 MW of DSM in its load forecast and this is projected to remain steady across the 10-year assessment period.

Generation
Alberta is anticipated to add 556 MW (nameplate capacity) of Tier 1 gas, solar, and battery resources over the next 10 years. Tier 2 additions include nearly 5 GW of gas, solar, wind and batteries and Tier 3 additions include just over 5 GW of gas, solar, wind, conventional hydro, and batteries. Operational and planning issues related to generation in WECC-Alberta include the following:

- Aging Thermal Resource Fleet: There is ongoing analysis of potentially mothballing aging coal-to-gas boilers. Alberta has five natural gas steam sites over 35 years old, which total 1,745 MW of capacity. Alberta shows significant additions of Tier 2 and Tier 3 solar and wind to make up the difference. Supply shortfalls are addressed using the protocols in AESO's ISO Rules. These protocols include directives such as instructing available assets and long-lead-time assets to deliver energy up to their maximum capability, calling upon DR, and maximizing import capability.
- Solar and Wind Variability: Rapid decline in solar and wind output coupled with off-line thermal resources can create situations in which thermal resources cannot be ramped up in time to counter the loss of renewable generation. The use of contingency reserves coupled with a subsequent grid alert declaration to receive assistance from the NWPP Reserve Sharing Group (NWPPRSG) are options for addressing these situations.
- Electric-Gas Coordination: As a part of WECC's load and resources data request, members were asked to provide a conservative estimate of the percentage of natural gas generating capacity that is likely to have firm supply for 2025 and 2030 for both the summer and winter season. Results indicated that all natural-gas-fired generators connected to AESO's system are fueled through firm gas supply contracts during both the summer and winter seasons but do not report any dual-fuel capacity. To enhance operational reliability of natural gas fuel supplies for the province, Alberta's natural gas operators are part of the Northwest Mutual Assistance Agreement. This is a voluntary collaboration amongst entities controlling natural gas resources in British Columbia, Alberta, Washington, Oregon, Nevada, and Idaho to cooperate and provide aid to one another when unplanned events impact the gas supply and transportation system. There is frequent communication between system operators regarding gas resources

that are planned for operation and pipeline representatives regarding the status of pipelines serving the jurisdictions covered by the agreement.

- Resource Portfolio, Clean Electricity, and Development Policies: The Canadian province of Alberta is required to ensure its electricity supply is 30% renewable by 2030. Alberta has also issued a ban on renewable energy project development on prime agricultural land and a buffer zone around pristine views, both of which could limit siting for wind and solar. This followed a temporary moratorium from August 2023 to March 2024 on new renewable approvals, creating investment uncertainty. In January 2025, Alberta lifted a previous 2022 moratorium on coal exploration, reopening 190,000 hectares of land to new coal development.

Energy Storage

In addition to the 250 MW of existing energy storage in Alberta, 88 MW are anticipated Tier 1 additions, and 370 MW are projected Tier 2 additions of energy storage over the next 10 years. Storage in the west is generally being relied on to help mitigate ramping risk from afternoon net demand due to increasing penetrations of solar.

Energy Transfers

According to the NERC's *ITCS Canadian Analysis*, the total simultaneous transfer capability into the Alberta transmission planning region from all its neighbors, including dc-only interties, is 1,096 MW in 2024 Summer and 1,005 MW in 2024–25 Winter. These values translate to approximately 10% of peak summer load and 9% of peak winter load in the analysis years. The two interfaces include connections with the U.S. state of Montana (see WECC-Northwest) and British Columbia (see WECC-British Columbia).

The ITCS for Canada further showed that WECC-Alberta may have winter energy deficiencies that can be alleviated with increased transfer capabilities.

Transmission

In 2024, Alberta added two transmission lines for fossil-fired integration. The reported primary driver for transmission expansion in Alberta is reliability.



WECC-Basin

WECC-Basin is a summer-peaking assessment area in the WECC Regional Entity that includes Utah, southern Idaho, and a portion of western Wyoming, covering Idaho Power and PacifiCorp's eastern BA area. The population of this area is approximately 5.4 million. It has 15,910 miles of transmission. WECC is responsible for coordinating and promoting BES reliability in the Western Interconnection. WECC's 329 members include 40 BAs, representing a wide spectrum of organizations with an interest in the BES. Serving an area of nearly 1.8 million square miles and more than 84.5 million customers, it is geographically the largest and most diverse Regional Entity. *Note: The 2025 LTRA includes a new assessment area map for the U.S. Western Interconnection. The new assessment area boundaries provide more geographic detail of reliability risk information. WECC-Basin is a new assessment area in 2025 that was part of WECC-NW in the 2024 LTRA.*

Demand, Resources, and Reserve Margins

Quantity	2026	2027	2028	2029	2030	2031	2032	2033	2034	2035
Total Internal Demand	14,794	15,326	16,012	16,396	16,762	17,099	17,202	17,268	17,344	17,467
Demand Response	670	670	670	670	670	670	670	670	670	670
Net Internal Demand	14,124	14,656	15,342	15,726	16,092	16,429	16,532	16,598	16,674	16,797
Additions: Tier 1	2,125	2,453	2,453	2,466	2,466	2,466	2,466	2,453	2,466	2,466
Additions: Tier 2	973	1,018	1,270	1,279	1,279	1,279	1,279	1,270	1,279	1,279
Additions: Tier 3	127	1,162	2,024	2,616	4,209	4,726	5,665	6,203	6,332	6,332
Net Capacity Transfers (WECC Model)	1,822	2,545	2,420	1,820	1,698	1,400	1,400	1,400	1,400	1,400
Existing-Certain and Net Transfers	17,125	17,763	17,097	16,357	16,071	15,736	15,729	15,315	15,288	15,280
Anticipated Reserve Margin (%)	36.3%	37.9%	27.4%	19.7%	15.2%	10.8%	10.1%	7.1%	6.5%	5.7%
Prospective Reserve Margin (%)	43.2%	44.9%	35.7%	27.8%	23.1%	18.6%	17.8%	14.7%	14.2%	13.3%
Reference Margin Level (%)	13.5%	14.0%	13.6%	12.4%	12.3%	12.1%	12.1%	12.5%	11.8%	11.8%

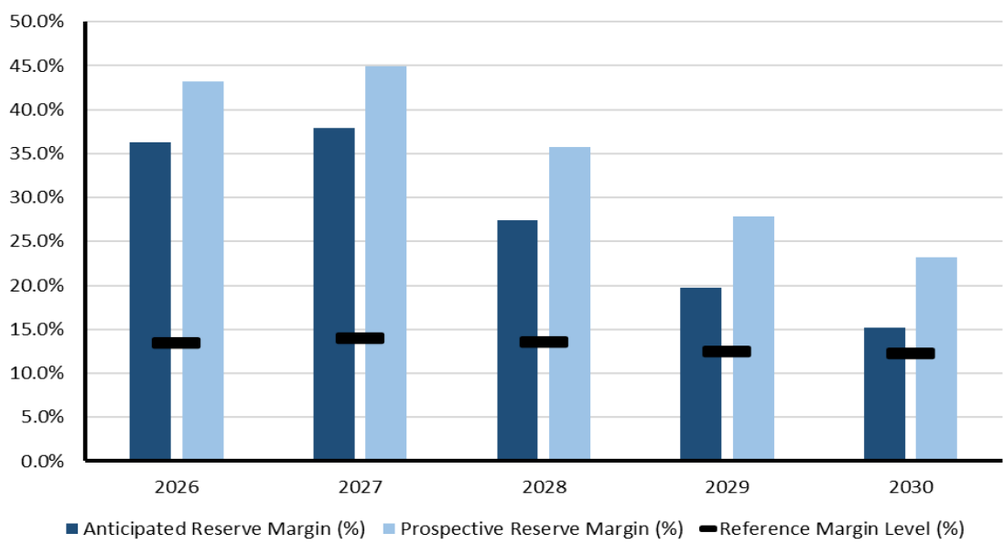

Planning Reserve Margins

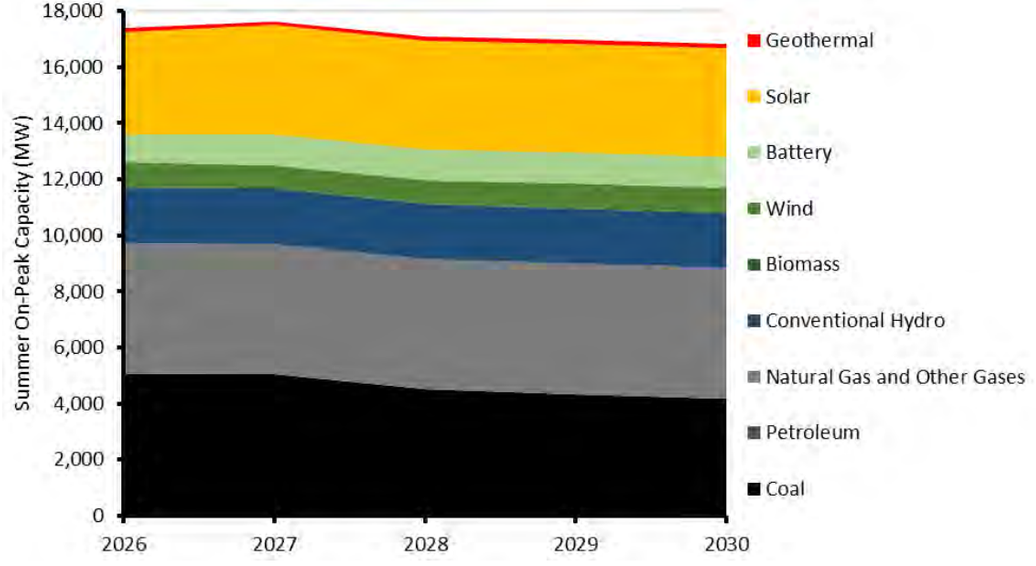

Existing and Tier 1 Resources

WECC-Basin Highlights

- The ARM does not fall below the RML during the 2025–2035 time frame. IPCO and PACE participate in the Western Resource Adequacy Program (WRAP).
- The Basin subregion shows three LOLH in 2027 totaling approximately 3 MWh of EUE in June and July at hours beginning 18:00 and 19:00. In 2029, the subregion shows 310 LOLH totaling approximately 200,892 MWh of unserved energy. Over 90% of the EUE occurs between the hours of 17:00–22:00 from June to September.
- For 2027 and 2029, the peak hour is projected to occur in July at hour beginning 15:00.
- The LOLH in 2027 and 2029 coincides with the evening solar down ramp and the persistence of elevated demand after peak.

WECC-Basin Projected Generating Capacity by Energy Source in Megawatts (MW)					
	2026	**2027**	**2028**	**2029**	**2030**
Coal	5,068	5,041	4,508	4,326	4,177
Petroleum	5	5	5	5	5
Natural Gas	4,655	4,634	4,634	4,655	4,655
Biomass	31	31	31	31	31
Solar	3,668	3,899	3,899	3,884	3,884
Wind	900	826	826	897	882
Geothermal	139	139	139	139	139
Conventional Hydro	1,962	1,976	1,968	1,954	1,954
Other	31	31	31	19	19
Battery	967	1,090	1,090	1,092	1,092
Total MW	**17,428**	**17,672**	**17,130**	**17,003**	**16,839**

WECC-Basin Assessment

Planning Reserve Margins

The ARM does not fall below the RML during the 2026–2035 time frame. The Idaho Power and PacificCorp East balancing areas both participate in WRAP, the first regional reliability planning and compliance program in the West.

Energy Assessment, Including Non-Peak Hour Risk

WECC performs a probabilistic resource adequacy analysis using the Multiple Area Variable Resource Integration Convolution model (MAVRIC). MAVRIC is WECC's internally developed modeling tool that performs energy based ProbAs that support NERC's LTRA and seasonal assessments, as well as WECC's Western Assessment of Resource Adequacy (WARA).

Although the WECC-Basin assessment area's ARM does not fall below the RML during the 2026–2035 time frame and indicates substantial surplus, the ProbA results indicate significant EUE and LOLH. As resource additions struggle to keep up with rising demand and expected generator retirements, reflected in falling ARMs after 2027, unserved energy and load-loss increase in the ProbA results. The LOLH in 2027 and 2029 coincides with the evening solar down ramp and the persistence of elevated demand after peak.

Base-Case Summary of Results			
	2026*	**2027**	**2029**
EUE (MWh)	N/A	3	200,892
NEUE (ppm)	N/A	0.04	2250.70
LOLH (hours per Year)	N/A	3.00	310.00
*** No prior results as the assessment area is new for the 2025 LTRA.**			

The risk of shortfall in the WECC-Basin area is concentrated in the summer months when seasonal electricity demand is highest. In the ProbA results illustrated in the following heat map figure, risk is most concentrated to the month of peak demand (June) and the hours around sunset as solar output declines. The values in the heat map are the number of hours from the MAVRIC simulations that resources fall short of demand and reliability margins in the study year. For 2029, as planned retirements of coal-fired generation and all currently projected resource additions are reflected in the resource mix, risk periods expand across all summer months, and the hours of risk extend from midday to nighttime.

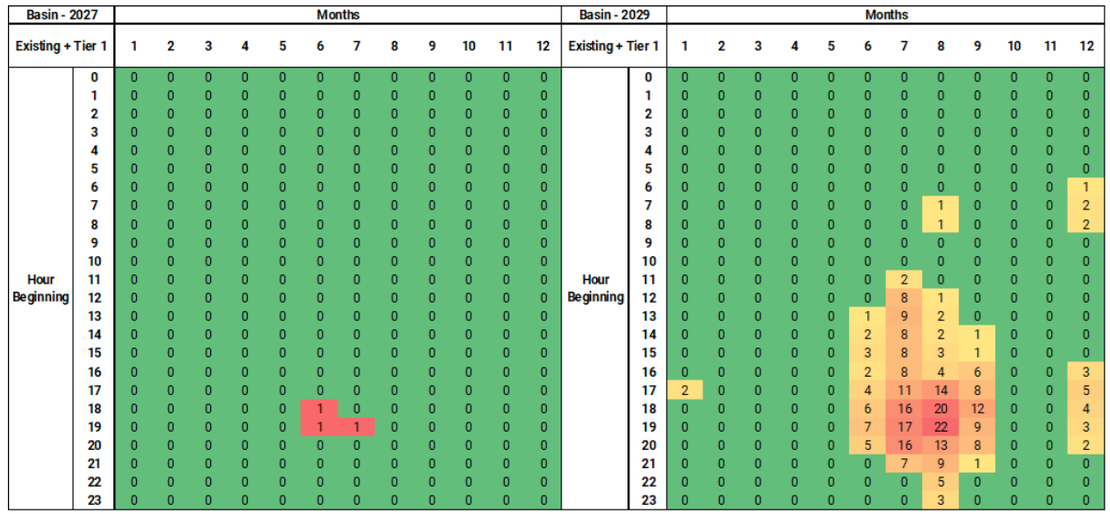

Heat Map Showing Months and Hours Where LOLH is Projected for the WECC-Basin Assessment Area in 2027 and 2029

In WECC's ProbA modeling, energy transfers from neighboring areas are helping WECC-Basin meet supply deficits, but at times they are insufficient, resulting in the unserved energy and load-loss hours. The chart below shows energy surplus and deficit results from the ProbA 2029 study year. For most of the year, WECC-Basin has excess energy that can be transferred to neighboring areas. During peak summer months, however, more of WECC-Basin's resources are needed for its own internal demand and, at times, energy deficits that must be met by importing energy from neighbors can exceed 4,000 MW.

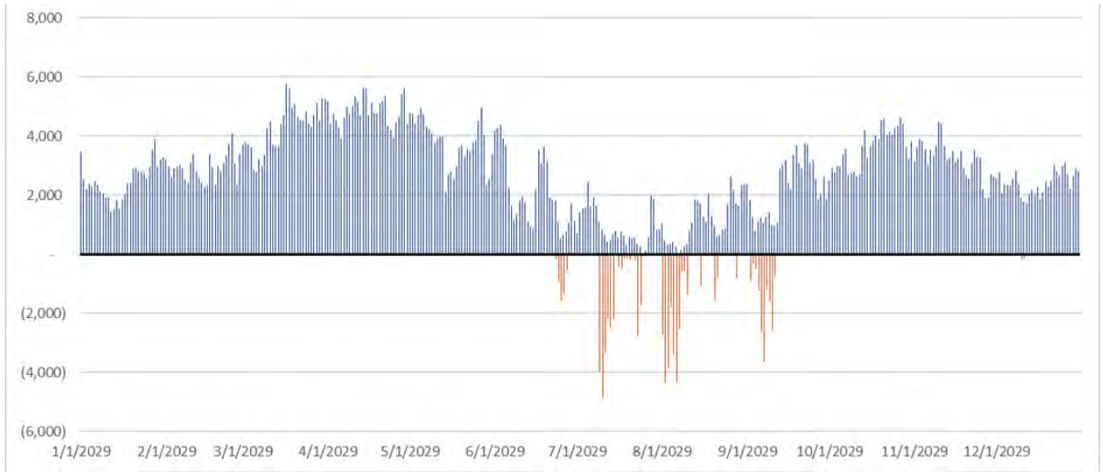

Hourly Energy Surplus and Deficits in MW for ProbA 2029 Study Year

The chart below shows a 24-hour look at expected resources and imports versus expected load for ProbA days with the greatest amount of EUE in 2029. LOLH occurs at hour of 17:00 to 21:00 in 2029. This coincides with the evening solar down ramp and the persistence of elevated demand after the peak hour. The profile for the 2027 study year is similar but limited to the 18:00 to 19:00 hour. It should be noted that it is possible for a day to not show the expected load greater than expected resources on an area-wide basis and still have LOLH. This is because the WECC-Basin assessment area includes a conglomerate of BAs, and one of the BAs within the subregion can encounter energy shortfalls in the ProbA that could not be satisfied by imports due to nearby entities not having sufficient surplus energy to transfer.

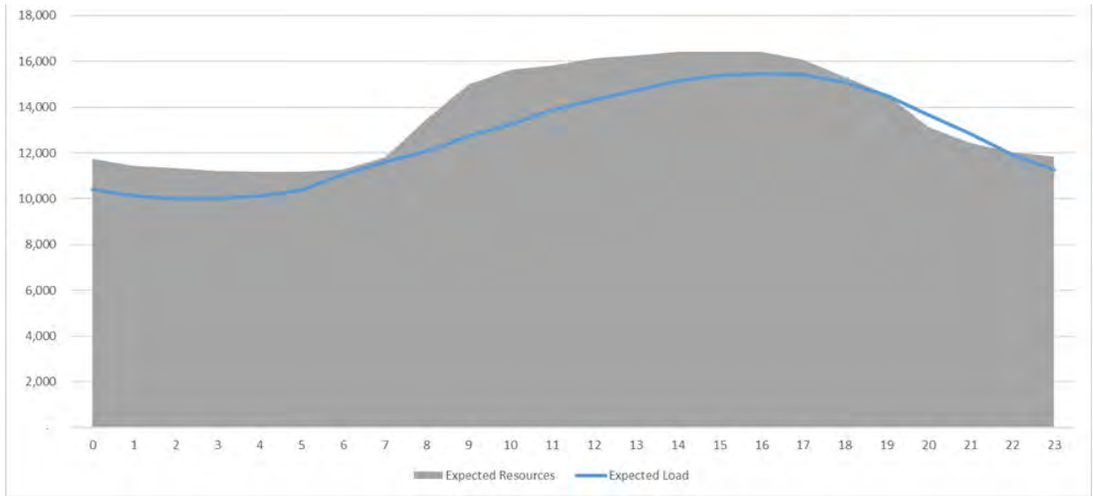

Load and Resource Profile in MW on an Unserved Energy Day for ProbA 2029 Study Year

Demand

Average annual growth rate for Basin is 2.5%. The primary drivers are data centers and semiconductor manufacturing. Large-load additions in the forecast are 1,223 MW through 2035.

Idaho Power implements a substantial dispatchable DR program focused on the agricultural sector with its Irrigation Peak Rewards Programs. This allows the utility to remotely turn off specific irrigation pumps a minimum of four times during the summer. Participation varies year-to-year based on factors such as the availability of water and program parameters. PacifiCorp states in its most recent IRP that it plans to reach more than 1,100 MW of dispatchable DR by 2042, a 21% increase from its previous plan. The company's dispatchable DR programs include residential and small commercial air-conditioner load control programs, irrigation load management programs, and approximately 200 MW of evergreen interruptible contracts.

Distributed Energy Resources

BTM DER impacts are reflected in the demand forecasts (net of the DERs). BAs did not report a forecast for BTM resources.

Generation

Operational and planning issues related to generation in WECC-Basin include the following:

- **Aging Thermal Resource Fleet:** An aging thermal resource fleet is a year-round concern for this subregion. Older resources require additional maintenance and can be more prone to forced outages or partial derates. Maintenance is planned years in advance and avoided during summer peak season as much as possible. Quarterly evaluations are done to adjust maintenance schedules as needed.
- **Gas Fleet Derates:** During the winter, gas resources may be derated during extreme cold and precipitation events for equipment issues such as snow-clogged inlet filters. This issue is remedied by monitoring filters and changing them out as needed.
- **Hydro Variability:** Hydro resources in this subregion are subject to seasonal and multi-year fluctuations in water supply. This is a year-round concern that requires persistent monitoring. Regular updates to near-term hydro forecasts ensure system operators can be ready for a range of potential hydro output.
- **Solar Variability:** As the solar capacity in this subregion grows, solar ramps are becoming a concern on summer evenings. Large declines in solar output require the dispatch of flexible resources to meet demand. In addition, during the winter solar generation tends to be significantly lower. BESS that typically charge from solar must charge from other resources. Wind and solar forecasts are used to estimate energy availability to serve load versus the amount available for BESS charging, and other resources are dispatched accordingly.
- **Wind Variability:** Particularly during the winter, the timing and volume of wind generation can vary significantly between forecasts and actuals. This is due to the unpredictable behavior of winter storms that may overspeed turbines, or cold temperatures mixed with moisture that may result in the icing of turbine blades.

Electric-Gas Coordination

Electric-gas coordination in long-term planning studies is considered for at least one Basin entity. For integrated resource planning assumptions, Resource Planners reach out to gas traders to confirm pipeline capability to serve existing and future generating asset needs. Gas supply constraints are not explicitly modeled but are inherently reflected in the GADs data used to develop long-term models.

Maintaining gas supplier diversity is one strategy implemented to reduce the risk of fuel shortages and delivery issues in this subregion. In addition, at least one entity in this subregion participates in the Northwest Mutual Assistance Agreement (NWMAA). This is a voluntary collaboration amongst entities controlling natural gas resources in British Columbia, Alberta, Washington, Oregon, Nevada, and Idaho to cooperate and provide aid to one another when unplanned events occur impacting the gas supply and transportation system. There is frequent communication between system operators regarding gas resources that are planned for operation and pipeline representatives regarding the status of pipelines serving those resources.

Renewable Portfolio, Clean Electricity, and Emissions Standards

Idaho Power serves ~63% of the state's electricity load and is targeting 100% clean electricity by 2045; Idaho has no state Renewable Portfolio Standard (RPS) or other clean energy target. Utah has enacted a voluntary renewable portfolio goal of 20% renewable energy by 2025. As of 2023, 15.5% of electricity generated in the state was renewable, putting the state on a path to meet the goal.

Transmission

PacifiCorp's Energy Gateway Transmission Plan addresses future transmission requirements necessary to serve PacifiCorp's Network Load customer needs. In total, the Energy Gateway Transmission plan, initiated in May 2007, adds approximately 2,000 miles of new transmission lines. Segments A, B, C, F, G and parts of Segment D have been completed. Segment D.3 Bridger/Anticline to Populus has a planned in-service date of 2034; Segment E Populus to Hemingway is beyond the 10-year planning horizon.

The 500 kV Boardman to Hemingway transmission line was first proposed in 2007 and has faced multiple delays. Now, as a joint project between Idaho Power and PacifiCorp (represented as Segment H in PacifiCorp's Energy Gateway transmission plan), the companies intend to break ground this year, with a planned in-service date of 2027. This ~295-mile 500 kV transmission line provides ~1,000 MW of bidirectional capacity increase between the Northwest and Idaho.



WECC-British Columbia

WECC-British Columbia is an assessment area that covers the Canadian province of British Columbia. The province has a geographic area of 944,735 square kilometers (364,764 square miles) and a population of just over 5 million people. BC Hydro is the Planning Entity and Reliability Coordinator for the province of British Columbia and is the principal supplier of electricity for the province. BC Hydro is a provincial Crown corporation and, under provincial legislation, is responsible for the oversight of the British Columbia Bulk Electric System and its interconnections. BC Hydro operates an integrated system supported by 30 hydroelectric plants, approximately 80,000 kilometers of transmission and distribution lines, and 125 contracts with independent power producers. BC Hydro's transmission system has two interties with neighboring areas—the U.S. state of Washington (see WECC-Northwest) and Alberta (see WECC-Alberta). Peak electricity demand on the BC Hydro system currently occurs during the winter season.

Demand, Resources, and Reserve Margins

Quantity	2026–2027	2027–2028	2028–2029	2029–2030	2030–2031	2031–2032	2032–2033	2033–2034	2034–2035	2035–2036
Total Internal Demand	11,915	11,970	11,932	12,022	12,028	12,074	12,116	12,177	12,243	12,320
Demand Response	0	0	0	0	0	0	0	0	0	0
Net Internal Demand	11,915	11,970	11,932	12,022	12,028	12,074	12,116	12,177	12,243	12,320
Additions: Tier 1	636	620	625	850	863	863	863	814	863	863
Additions: Tier 2	0	0	0	0	0	0	0	0	0	0
Additions: Tier 3	0	0	0	0	0	0	381	369	381	381
Net Capacity Transfers (WECC Model)	0	0	0	0	0	0	0	0	0	0
Existing-Certain and Net Transfers	14,072	13,638	13,638	14,072	14,072	14,072	14,072	13,638	14,072	14,072
Anticipated Reserve Margin (%)	23.4%	19.1%	19.5%	24.1%	24.2%	23.7%	23.3%	18.7%	22.0%	21.2%
Prospective Reserve Margin (%)	23.4%	19.1%	19.5%	24.1%	24.2%	23.7%	23.3%	18.7%	22.0%	21.2%
Reference Margin Level (%)	11.7%	12.1%	12.1%	11.6%	11.6%	11.6%	11.5%	11.9%	11.5%	11.4%

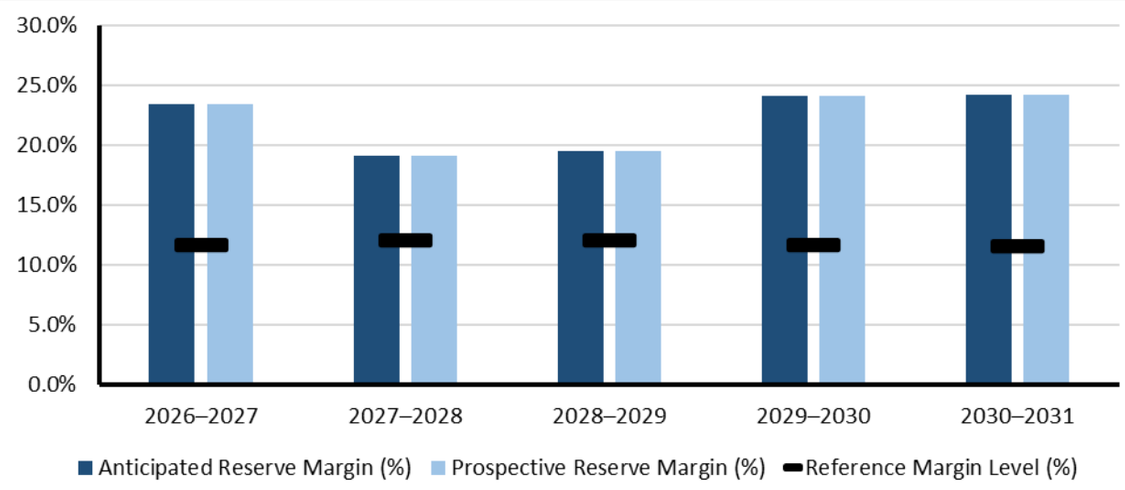

Planning Reserve Margins

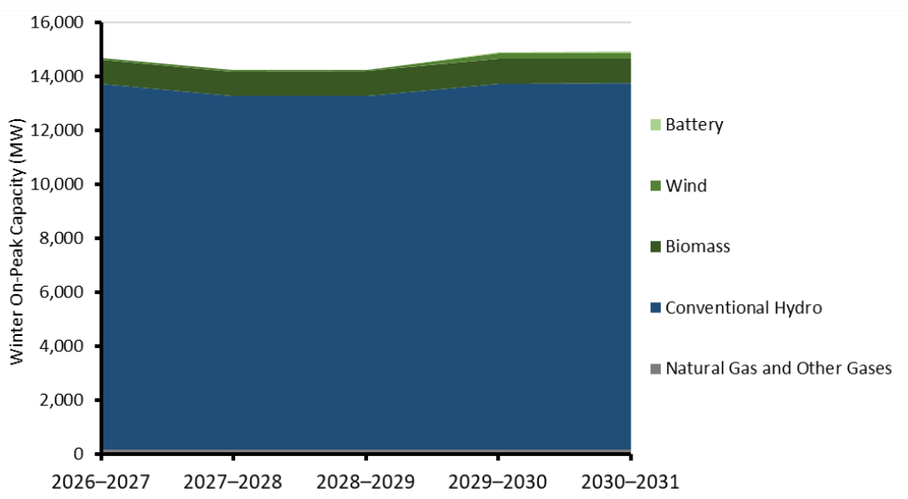

Existing and Tier 1 Resources

WECC-British Columbia Highlights

- WECC-British Columbia's anticipated reserve margin does not fall below the RML during the 2025–2035 timeframe.
- British Columbia's annual demand is projected to grow 10% over the next 10 years. Summer peak hour demand is projected to grow 4% and winter peak hour demand is projected to grow 3% over the same period.
- British Columbia is anticipated to add 2.6 GW nameplate capacity of Tier 1 solar, wind, conventional hydro, and battery resources over the next 10 years. Hydro variability is the biggest operational issue related to generation in WECC-British Columbia.
- BC Hydro's most recent 10-year capital plan allocates $36 billion (CAD) for infrastructure investments across BC to address load growth and increased customer connections, dam safety, reliability, and the sustainment of existing assets.

WECC-BC Projected Generating Capacity by Energy Source in Megawatts (MW)					
	2026–2027	2027–2028	2028–2029	2029–2030	2030–2031
Natural Gas	170	170	170	170	170
Biomass	900	903	903	900	900
Wind	73	59	59	222	222
Conventional Hydro	13,544	13,104	13,109	13,560	13,573
Other	22	22	22	22	22
Battery	0	0	0	49	49
Total MW	14,708	14,258	14,263	14,922	14,935

WECC-British Columbia Assessment

Planning Reserve Margins

BC Hydro has used the one-day-in-10-years LOLE standard since 1975. Using a probabilistic model, BC Hydro concluded in its updated 2021 IRP that a 12% PRM of dependable generating capacity was required to ensure system resource adequacy. WECC-British Columbia's ARM does not fall below the RML during the 2025–2035 time frame.

There have, however, been changes to policies that might affect planning and procurement over the next 10 years. The Clean Electricity Regulations were finalized in December 2024, which delayed the nationwide net-zero electricity target from 2035 to 2050. Provincial policies in BC that might affect resource planning and procurement include the Renewable Energy Projects Act (May 2025), (which streamlines permitting and grants the BC Energy Regulator broader approval powers for wind, solar, and transmission projects) and the BC Clean Power Action Plan (which aims to double clean electricity supply by 2050 and includes a new biennial procurement cycle for renewable resources).

BC Hydro is included in the Powerex footprint in WRAP. The WRAP defines an adequate reserve margin for its footprint for an 18-month forward period based on a loss of load expectation reliability threshold of one event day in 10 years. WRAP uses an ELCC methodology to determine capacity contribution in its analysis. The WRAP is a non-binding program for Winter 2025–26 but is currently planned to transition to a fully binding program with deficiency charges sometime in 2027. For 2025–2026 Winter, monthly PRMs for the Northwest WRAP subregion (called Mid-Columbia) range between 11.7% and 27.2%. For 2026 Summer, a PRM range between 14.2% and 22.3% is reported.

Energy Assessment, including non-peak hour risk

ProbA Results

British Columbia does not show any LOLH or EUE in 2027 or 2029.

Base-Case Summary of Results			
	2026*	**2027**	**2029**
EUE (MWh)	0	0	0
NEUE (ppm)	0.00	0.00	0.00
LOLH (hours per Year)	0.00	0.00	0.00
* Provides the 2024 ProbA Results for Comparison			

British Columbia did not have LOLH in 2027 or 2029; therefore, no additional reporting or visualizations are provided.

Demand

British Columbia's annual demand is projected to grow 10% over the next 10 years. Summer peak hour demand is projected to grow 4% and winter peak hour demand is projected to grow 3% over the same period. The primary driver for demand growth in British Columbia is natural gas processing. Significant, but uncertain, effects on demand are also expected because of commercial and residential electrification and simultaneous advances in EE in those two sectors.

Distributed Energy Resources

BC Hydro has a net metering program. Net metering for residential and commercial customer projects are up to 100 kW. The net metering program has no annual energy volume target.

Generation

With its abundant hydro, British Columbia is already approximately 95% carbon free. The CleanBC Roadmap states, "By 2030, BC will phase out BC Hydro's last gas-powered facility so the electricity we make is 100% clean."

British Columbia is anticipated to add 2.6 GW nameplate capacity of Tier 1 solar, wind, conventional hydro, and battery resources over the next 10 years. Tier 3 additions include 500 MW of conventional hydro.

Hydro variability is the main operational and planning issue related to generation in WECC-British Columbia. Over 80% of British Columbia's capacity is comprised of hydro resources, making hydro variability a concern year-round. While parts of British Columbia remain in drought classification as of the end of October 2025, many of the province's basins have recovered and conditions are now better for this time of year than in the prior two years. Drought indices for 2026–2027 remain dependent on this year's snowpack accumulation and subsequent seasonal rain. At this time, it is too soon to forecast whether drought conditions will persist or continue easing into next season for the BC Hydro integrated system. Power imports from the United States to British Columbia assist in maintaining water storage levels. More than a fifth of the power in the province was imported from the United States in 2024. Increasing electrification trends coupled with potential continued drought conditions may exacerbate the need for imports to the region in the future.

As BC is working to phase out its last natural-gas-fired power generation units over the next five years, electric-gas coordination issues are not anticipated for power supply. However, BC's natural gas operators are part of the Northwest Mutual Assistance Agreement. This is a voluntary collaboration amongst entities controlling natural gas resources in British Columbia, Alberta, Washington, Oregon, Nevada, and Idaho to cooperate and provide aid to each other when unplanned events occur impacting the gas supply and transportation system. There is frequent communication between system operators regarding gas resources that are planned for operation and pipeline representatives regarding the status of pipelines serving the jurisdictions covered by the agreement.

Energy Storage

BC Hydro is expected to add 50 MW of Tier 1 battery energy storage over the next 10 years. Battery storage in the West is generally being relied on to help mitigate ramping risk from afternoon net demand due to increasing penetrations of solar.

Energy Transfers

According to NERC's *ITCS Canadian Analysis*, the total simultaneous transfer capability into the British Columbia transmission planning regions from all its neighbors is 2,897 MW in 2024 Summer and 3,078 MW in 2024/25 Winter. These values translate to approximately 31% of peak summer load and 27% of peak winter load in the analysis years. The two interfaces include connections with the U.S. state of Washington (see WECC-Northwest) and Alberta (see WECC-Alberta).

Transmission

BC Hydro's most recent 10-Year Capital Plan allocates $36 billion (CAD) for infrastructure investments across BC to address load growth and increased customer connections, dam safety, reliability, and the sustainment of existing assets. These changes are expected to shorten development lead-times, boost renewable energy procurement, and enhance grid infrastructure planning.

Reliability Issues

Congestion of the transmission systems supplying high-growth areas of the Lower Mainland and Vancouver Island could be a potential future emerging reliability issue. Load growth due to electrification, expected population increases, and industrial expansion could couple with increased variability in load caused by extreme weather, wildfires, atmospheric rivers, and heat waves or cold snaps, to add stress to the transmission network. Lastly, aging infrastructure could add to higher forced outage risk if supply chain disruptions create project delays, as has been occurring across the Western Interconnection in recent years.



WECC-California

WECC-California is a summer-peaking assessment area in the Western Interconnection that includes most of California and a small section of Nevada. The assessment area has a population of over 42.5 million people. The area includes the California ISO, Los Angeles Department of Water and Power, Turlock Irrigation District, and the Balancing Area of Northern California. It has 32,712 miles of transmission. WECC is responsible for coordinating and promoting BES reliability in the Western Interconnection. WECC's 329 members include 40 BAs, representing a wide spectrum of organizations with an interest in the BES. Serving an area of nearly 1.8 million square miles and more than 84.5 million customers, it is geographically the largest and most diverse Regional Entity. *Note: The 2025 LTRA includes a new assessment area map for the U.S. Western Interconnection. The new assessment area boundaries provide more geographic detail of reliability risk information. WECC-California is a new assessment area in 2025 that was part of WECC-CA/MX in the 2024 LTRA.*

Demand, Resources, and Reserve Margins

Quantity	2026	2027	2028	2029	2030	2031	2032	2033	2034	2035
Total Internal Demand	58,165	60,060	61,547	63,261	65,221	66,879	68,315	69,759	71,373	73,017
Demand Response	756	764	775	783	795	799	812	823	836	836
Net Internal Demand	57,409	59,296	60,772	62,478	64,426	66,079	67,504	68,936	70,537	72,182
Additions: Tier 1	11,558	13,202	14,765	17,206	19,945	19,945	21,532	22,541	23,771	25,622
Additions: Tier 2	1,288	1,552	2,388	3,489	4,974	4,974	6,509	8,475	9,208	9,244
Additions: Tier 3	10	10	10	10	557	557	557	562	557	557
Net Capacity Transfers (WECC Model)	561	583	651	639	541	234	310	314	298	287
Existing-Certain and Net Transfers	76,371	73,982	74,050	73,773	71,969	70,585	70,661	70,925	70,649	70,613
Anticipated Reserve Margin (%)	53.2%	47.0%	46.1%	45.6%	42.7%	37.0%	36.6%	35.6%	33.9%	33.3%
Prospective Reserve Margin (%)	55.4%	49.6%	50.1%	51.2%	50.4%	44.5%	46.2%	47.9%	46.9%	46.1%
Reference Margin Level (%)	20.3%	19.2%	19.3%	19.7%	19.3%	19.1%	18.9%	17.8%	18.3%	18.0%

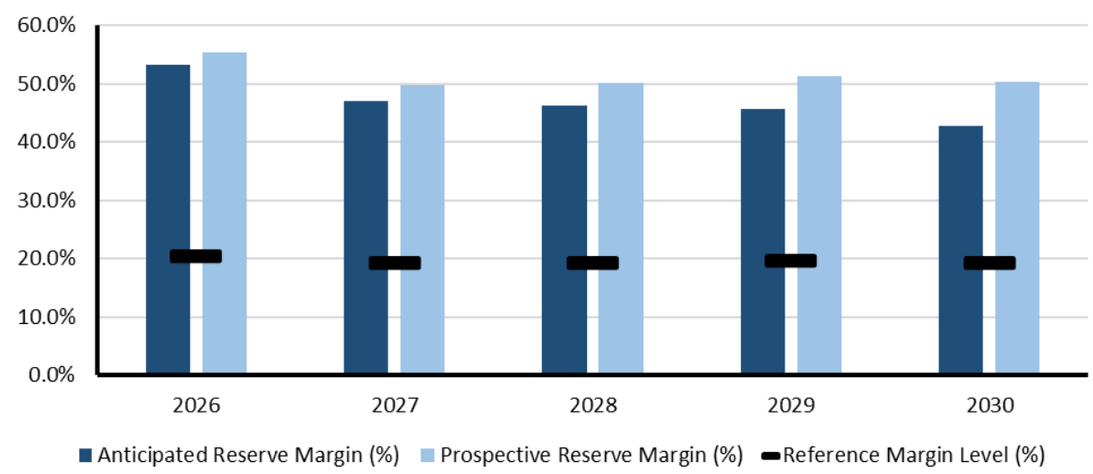

Planning Reserve Margins

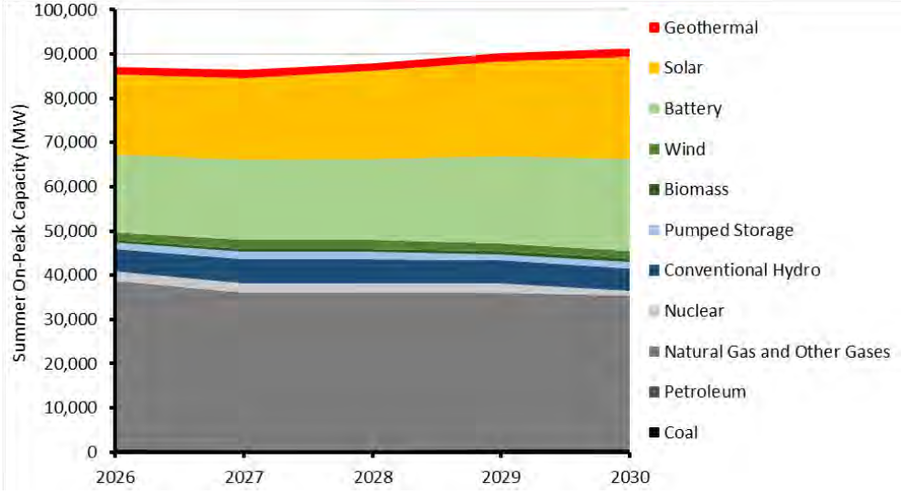

Existing and Tier 1 Resources

WECC-California Highlights

- The ARM does not fall below the RML. Further, ProbA results indicate that planned resources can reliably meet demand during the studied years of 2027 and 2029.
- The California Public Utilities Commission (CPUC) recently increased the PRM requirement for 2026 and 2027 from 17% to 18%. CPUC's ruling also maintains procurement targets that provide additional summer reliability resources by ordering IOUs to procure resources of 1,260 to 2,300 MW for the months of June through October in 2026 and 2027.

WECC-California Projected Generating Capacity by Energy Source in Megawatts (MW)					
	2026	**2027**	**2028**	**2029**	**2030**
Coal	466	466	466	466	466
Coal*	16	16	16	16	16
Petroleum	103	103	103	103	103
Natural Gas	38,144	35,507	35,507	35,468	34,837
Natural Gas*	38,144	34,994	34,994	35,468	34,837
Biomass	734	745	749	749	749
Solar	18,126	18,574	19,936	21,506	23,065
Wind	1,643	1,991	2,000	1,650	1,650
Geothermal	1,809	1,808	1,808	1,809	1,809
Conventional Hydro	5,112	5,426	5,426	5,112	5,112
Pumped Storage	1,401	1,549	1,549	1,401	1,401
Nuclear	2,152	2,151	2,151	2,152	1,076
Other	194	194	194	194	194
Battery	17,486	18,088	18,275	19,731	20,911
Total MW	87,368	86,601	88,164	90,340	91,372
Total MW*	86,918	85,637	87,200	89,890	90,922

***Capacity with additional generator retirements**. Generators that have announced plans to retire but have yet to be included in system plans are removed from the resource projection where marked.

WECC-California Assessment

Planning Reserve Margins
The ARM does not fall below the RML. The California Public Utilities Commission (PUC) recently released a PRM increase for 2026 and 2027 from 17% to 18%. The ruling also increases the PRM procurement target from 1,260 to 2,300 MW for the months of June through October for 2026 and 2027 (divided across the IOUs). Note, the CPUC's reserve margins are not used in WECC's methodology for the LTRA.

Energy Assessment, including non-peak hour risk
WECC performs a probabilistic resource adequacy analysis using the MAVRIC model. MAVRIC is WECC's internally developed modeling tool that performs energy based probabilistic assessments that support NERC's LTRA and seasonal assessments, as well as WECC's WARA.

ProbA Results
The ProbA found that planned resources meet demand and reliability margins for all hours (no EUE or LOLH).

Base-Case Summary of Results			
	2026*	**2027**	**2029**
EUE (MWh)	N/A	0	0
NEUE (ppm)	N/A	0.00	0.00
LOLH (hours per Year)	N/A	0.00	0.00
* No prior results as the assessment area is new for the 2025 LTRA.			

For 2027 and 2029, the peak hour is projected to occur in early September at hour beginning 16:00. California does not show any LOLH or EUE in either 2027 or 2029. No risk period visualizations are included for this subregion as there were no identified risk hours.

Demand
Average annual demand growth rate for WECC-CA is 2.4%. The primary drivers are transportation electrification and incremental load for extreme heat events. Large-load additions in the forecast are 4,993 MW through 2035.

Demand-Side Management
DR accounted for about 2.6% (1,400 MW) of total system resource adequacy capacity in the summer of 2024 compared to about 3 to 4% in the previous four summers. This drop is mainly due to a change in CPUC rules removing the PRM and transmission adders totaling over 11% previously applied to DR capacity.

DR was supplied by CPUC-regulated utility programs, non-utility third-party programs, and non-CPUC jurisdictional load-serving entities (municipal utilities, etc.). Utility DR accounts for about 76% of DR used to meet resource adequacy requirements. About 85% of this capacity was bid into the real-time market during the most critical hours of summer 2024. When dispatched, this category reported curtailing about 81% of scheduled load reductions.

Non-utility (third party) DR accounts for about 18% of DR used as resource adequacy capacity requirements, with actual load reductions of about 54% of scheduled. However, during some hours, this sector exceeded the scheduled level.

Non-CPUC jurisdictional load serving entities (municipal utilities, etc.) utilize an average of about 75 MW of DR—or about 6% of DR used to meet total ISO system resource adequacy requirements. Since this capacity is not bid or scheduled into the ISO market, its performance cannot be verified.

Distributed Energy Resources
A recent policy change in California significantly increased the payback period for residential BTM PV. As predicted, installations of residential rooftop solar systems have fallen to near three-year lows over the past year; existing systems were grandfathered in. Now, the California legislature is considering a bill to undo that grandfathering by reducing those existing net metering contracts with IOUs from 20 years to 10. AB 942 would impact the value of solar on the nearly 2 million homes that have installed panels years ago by shifting them to the "net billing tariff" that pays approximately 75% lower rates for energy sent back to the grid. Given California's shifting policy environment, it is difficult to predict future adoption of BTM PV solar.

Generation

- **Aging Thermal Resource Fleet:** During the summer, aging thermal resources can become a concern for this subregion. Older resources require additional maintenance and can be more prone to forced outages or partial derates. In addition, thermal plant and system operators are becoming increasingly hard to replace, as there appears to be difficulty in finding personnel with the necessary experience to fill these rolls. Succession planning is becoming an integral part of successful thermal plant operation.
- **Behind-the-Meter Variability:** BTM output variability can be an operational concern for this subregion year-round. BTM resource generation can be masked from the transmission operator and BA. For example, localized cloud coverage limiting BTM output has been seen to increase demand by 200 MW, requiring unplanned additional resources to be dispatched.

Flexible operating reserves remain on standby to address the uncertainty associated with BTM output.

- **BESS Fires:** BESS fires have occurred in California. These are isolated events that can render a BESS inoperable. Electrical faults, manufacturing defects, degradation due to aging, and gas buildup can all lead to fires. New technologies for passive fire suppression, such as immersion cooling, are being developed to reduce the occurrence of BESS fires.
- **Gas Fleet Derates:** Gas resources in this subregion can be derated during extremely hot weather in the summer due to ambient conditions. Quantifying gas fleet limitations and ensuring there are alternative resources available to meet demand is paramount.
- **Hydro Variability:** Primarily during the summer season, variations in annual precipitation can have a significant impact on water supply. Extended droughts can reduce head pressure, directly resulting in the reduction of hydro capacity. Improvements in hydro models for run off and precipitation are in progress to address these concerns. For resource adequacy models, a 1-in-5 dry-year planning scenario is used.
- **Inertia Decline on System:** Local and federal regulations have driven a reduction in traditional spinning mass generators, which has exacerbated frequency deviations in California. Operating plans are being updated with the necessary steps to mitigate this issue. This issue is observed year round.
- **Solar Variability:** Solar output variability is a concern year round. Spring, fall, and winter often have overcast cloud coverage in California, which can make solar output difficult to forecast. Summer evenings tend to be a time of day when demand is elevated but solar output declines. Weather forecasts are heavily monitored, and net load uncertainty is accounted for with regulation, flexible ramp, and future imbalance reserve requirements.
- **Wind Variability:** Wind variability is an operational concern year round. Toward the end of summer, the beginning of winter, and the beginning of spring, Santa Ana Winds can create overspeed conditions for wind turbines, limiting their output. Weather forecasts are heavily monitored, and net load uncertainty is accounted for with regulation, flexible ramp, and future imbalance reserve requirements.

Electric-Gas Coordination

Most entities in California consider electric-gas coordination in long-term planning studies. Resource Planners collaborate with gas supply teams to gather assumptions on forecasted gas deliveries and pricing. Constraints are not directly incorporated in resource planning studies.

Operating Procedure 4120 ensures that CAISO provides daily estimated gas usage reports to gas transmission operators (GTO). These are used as the basis for gas curtailment event planning. This procedure helps mitigate risks associated with gas supply limitations that may impact generation resources and applies to both real-time and day-ahead operations. In addition, participants of RC West have formed the Real-Time Working Group (RTWG). This group convenes prior to extreme weather events to prepare for potential gas supply interruptions. California entities that are part of RC West also participate in the Northwest Mutual Assistance Agreement (NWMMA). Communication protocols include following NERC Reliability Standard COM-002-4 which contains predefined communication procedures. In addition, plant operators work directly with power supply and gas schedulers to coordinate scheduling and dispatch of gas generating resources.

Renewable Portfolio, Clean Electricity, and Emissions Standards

California has a mandate for its electricity supply to be 60% carbon free by 2030 and is currently on track to meet that level. The requirement for 100% carbon free is set at 2045.

Transmission

The ITCS report showed that in a heat wave Northern California may be energy-deficient.



WECC-Mexico

WECC-Mexico is a summer-peaking assessment area in the Western Interconnection that includes the northern portion of the Mexican state of Baja California, which has a population of 3.8 million people and includes CENACE. It has 1,568 miles of transmission. WECC is responsible for coordinating and promoting BES reliability in the Western Interconnection. WECC's 329 members include 40 BAs, representing a wide spectrum of organizations with an interest in the BES. Serving an area of nearly 1.8 million square miles and more than 84.5 million customers, it is geographically the largest and most diverse Regional Entity. *Note: The 2025 LTRA includes a new assessment area map for the U.S. Western Interconnection. The new assessment area boundaries provide more geographic detail of reliability risk information. WECC-Mexico is a new assessment area in 2025 that was part of WECC-CA/MX in the 2024 LTRA.*

Demand, Resources, and Reserve Margins

Quantity	2026	2027	2028	2029	2030	2031	2032	2033	2034	2035
Total Internal Demand	3,953	4,135	4,315	4,495	4,675	4,855	5,035	5,215	5,395	5,575
Demand Response	0	0	0	0	0	0	0	0	0	0
Net Internal Demand	3,953	4,135	4,315	4,495	4,675	4,855	5,035	5,215	5,395	5,575
Additions: Tier 1	717	722	1,396	1,400	1,400	1,400	1,400	1,400	1,400	1,400
Additions: Tier 2	196	198	367	392	392	392	392	367	392	392
Additions: Tier 3	0	0	0	0	0	0	0	0	0	0
Net Capacity Transfers (WECC Model)	0	131	410	482	600	600	600	600	600	600
Existing-Certain and Net Transfers	3,825	3,982	4,209	4,307	4,425	4,425	4,425	4,409	4,425	4,425
Anticipated Reserve Margin (%)	14.9%	13.8%	29.9%	27.0%	24.6%	20.0%	15.7%	11.4%	8.0%	4.5%
Prospective Reserve Margin (%)	19.9%	18.6%	38.4%	35.7%	33.0%	28.1%	23.5%	18.4%	15.2%	11.5%
Reference Margin Level (%)	7.8%	8.0%	9.1%	7.2%	7.0%	6.8%	6.7%	7.4%	6.4%	6.3%

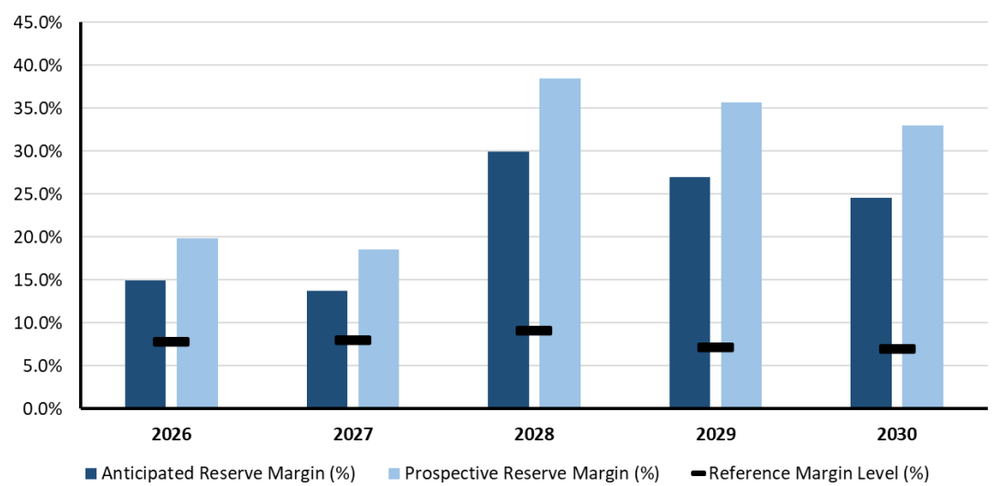

Planning Reserve Margins

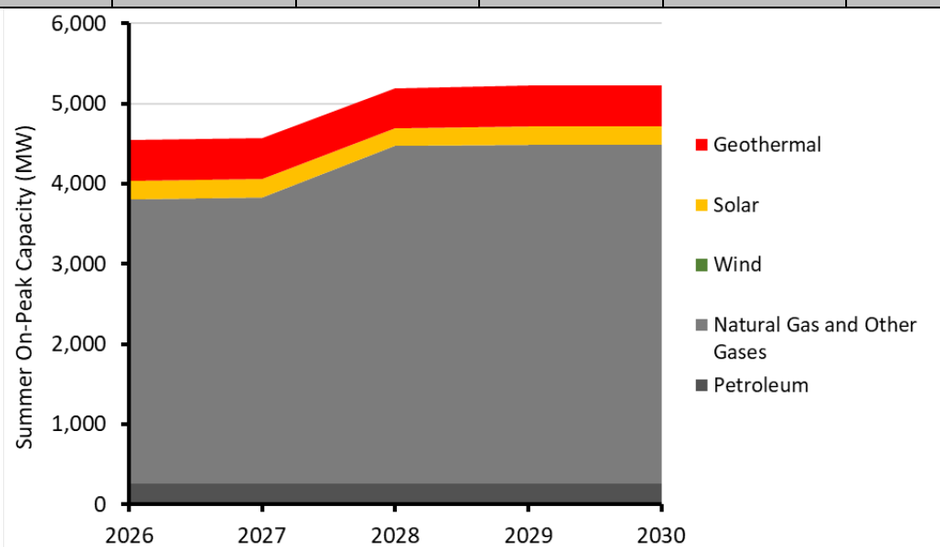

Existing and Tier 1 Resources

WECC-Mexico Highlights

- Centro Nacional de Control de Energía (CENACE) is adding three natural-gas-fired combustion turbine generators (totaling 780 MW in summer capacity) by Summer 2026, increasing planned reserves to above RMLs. An additional 740 MW of natural-gas-fired capacity is in development between 2026 and 2027.

WECC-Mexico Projected Generating Capacity by Energy Source in Megawatts (MW)					
	2026	2027	2028	2029	2030
Coal	0	0	0	0	0
Petroleum	259	261	258	259	259
Natural Gas	3,540	3,566	4,212	4,224	4,224
Biomass	0	0	0	0	0
Solar	229	231	214	229	229
Wind	7	5	6	7	7
Geothermal	506	510	505	506	506
Conventional Hydro	0	0	0	0	0
Nuclear	0	0	0	0	0
Other	0	0	0	0	0
Battery	0	0	0	0	0
Total MW	4,542	4,573	5,195	5,225	5,225

WECC-Mexico Assessment

Planning Reserve Margins
The ARM is above the RML until 2035, the last year of the assessment period.

Non-Peak Hour Risk, Energy Assurance, Probabilistic-Based Assessments
WECC performs a probabilistic resource adequacy analysis using the MAVRIC model. MAVRIC is WECC's internally developed modeling tool that performs energy based probabilistic assessments that support NERC's LTRA and seasonal assessments, as well as WECC's WARA.

The ProbA found that planned resources meet demand and reliability margins for all hours (no EUE or LOLH).

Base-Case Summary of Results			
	2026*	**2027**	**2029**
EUE (MWh)	N/A	0	0
NEUE (ppm)	N/A	0.00	0.00
LOLH (hours per Year)	N/A	0.00	0.00
* No prior results as the assessment area is new for the *2025 LTRA*.			

Demand
Average annual demand growth rate for WECC-Mexico is 4.3%. Large-load additions in the forecast are 161 MW through 2035.

Generation
Operational and planning issues related to generation in WECC-Mexico include the following:

- Unplanned Outages of Thermal Sites: High loading on Path 45 (See: WECC Path Rating Catalog) coupled with outages or derates to large thermal assets in this assessment area can result in the declaration of an EAA and a request for assistance from RC West. This risk is amplified in the summer when demand is highest.
- Electric-Gas Coordination: Electric-gas coordination is considered in long-term planning studies for the WECC-Mexico area. Current and future gas projects and constraints that could compromise supply to generators are incorporated in planning studies. Constant gas supply monitoring is conducted to ensure generating assets remain reliable throughout the year. Multiple suppliers are also available to generators in WECC-Mexico. This allows for supply redundancy if one supplier is experiencing limitations. Communication between gas suppliers and system operators includes the sharing of gas infrastructure maintenance information and consumption forecasts which are provided on a weekly, monthly, and annual cadence.



WECC-Northwest

WECC-Northwest is a winter-peaking assessment area in the WECC Regional Entity. The area includes Montana, Oregon, and Washington and parts of northern California and northern Idaho. The population of the area is approximately 13.6 million. It has 32,751 miles of transmission. WECC is responsible for coordinating and promoting BES reliability in the Western Interconnection. WECC's 329 members include 40 BAs, representing a wide spectrum of organizations with an interest in the BES. Serving an area of nearly 1.8 million square miles and more than 84.5 million customers, it is geographically the largest and most diverse Regional Entity. *Note: The 2025 LTRA includes a new assessment area map for the U.S. Western Interconnection. The new assessment area boundaries provide more geographic detail of reliability risk information. WECC-Northwest is a new assessment area in 2025 that was part of a larger WECC-NW footprint in the 2024 LTRA.*

Demand, Resources, and Reserve Margins

Quantity	2026–2027	2027–2028	2028–2029	2029–2030	2030–2031	2031–2032	2032–2033	2033–2034	2034–2035	2035–2036
Total Internal Demand	34,426	34,930	36,038	37,017	37,939	38,821	39,455	40,083	40,563	41,064
Demand Response	30	30	30	30	30	30	30	30	30	30
Net Internal Demand	34,396	34,900	36,008	36,987	37,909	38,791	39,425	40,053	40,533	41,034
Additions: Tier 1	3,463	3,463	3,219	3,219	3,219	3,219	3,463	3,232	3,221	3,217
Additions: Tier 2	10	49	56	56	56	56	49	56	56	56
Additions: Tier 3	697	830	939	4,958	5,389	5,605	6,267	5,963	5,921	5,903
Net Capacity Transfers (WECC Model)	7,242	7,630	7,316	7,066	6,896	6,825	6,825	6,825	6,630	5,841
Existing-Certain and Net Transfers	41,332	41,653	41,169	40,828	40,652	40,564	40,724	40,558	40,360	39,573
Anticipated Reserve Margin (%)	30.2%	29.3%	23.3%	19.1%	15.7%	12.9%	12.1%	9.3%	7.5%	4.3%
Prospective Reserve Margin (%)	30.3%	29.4%	23.4%	19.2%	15.9%	13.0%	12.2%	9.5%	7.7%	4.4%
Reference Margin Level (%)	17.8%	17.4%	16.1%	15.8%	15.5%	15.3%	15.9%	15.0%	14.9%	14.8%

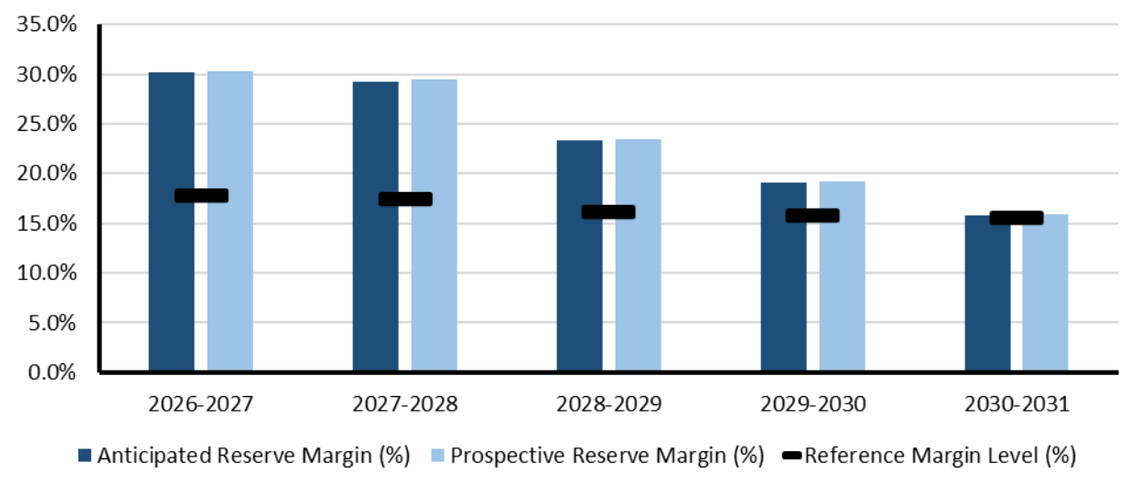

Planning Reserve Margins

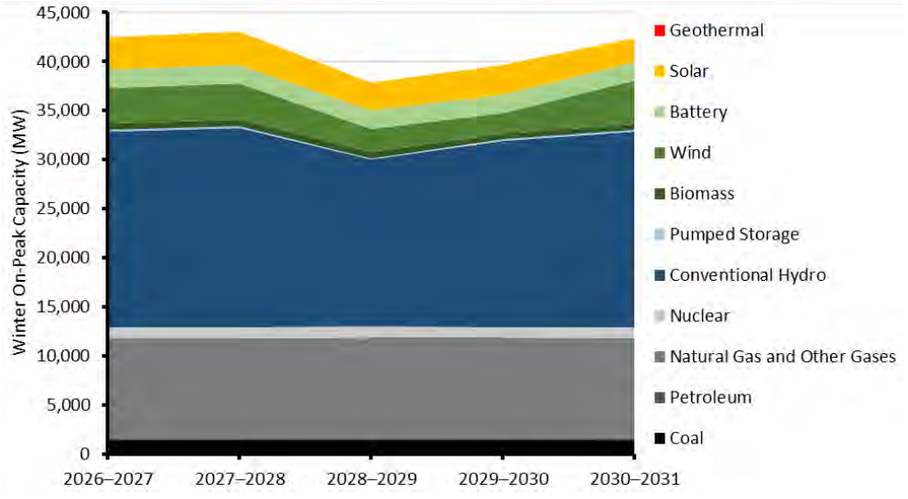

Existing and Tier 1 Resources

WECC-Northwest Highlights

- The ARM falls below the RML starting in Winter 2031–2032. The assessment area would need additional resources to meet resource adequacy criteria. More details on members participating in the WRAP can be found on the WRAP Area Map.
- For 2027 and 2029, the peak hour is projected to occur in January at hour beginning 10:00.
- Resource adequacy risk is not significant in the Northwest for 2027.
- In 2029, the Northwest subregion shows 8,080 MWh of EUE, with approximately 85% of that occurring between hours beginning 14:00–19:00 in August. Though the magnitude of EUE is greatest in the summer months, LOLH occurs at a greater frequency in the winter months, particularly in January.
- The majority of EUE occurs during the summer from hours beginning 17:00–19:00, during which period demand is elevated but solar output is dissipating.

WECC-Northwest Projected Generating Capacity by Energy Source in Megawatts (MW)					
	2026–2027	2027–2028	2028–2029	2029–2030	2030–2031
Coal	1,516	1,516	1,475	1,475	1,475
Petroleum	97	97	95	95	95
Natural Gas	10,539	10,533	10,480	10,480	10,480
Biomass	657	617	615	536	536
Solar	1,545	1,544	1,622	1,622	1,622
Wind	2,149	2,149	1,319	1,311	1,311
Geothermal	4	4	4	4	4
Conventional Hydro	17,855	17,835	18,279	18,275	18,270
Pumped Storage	146	146	149	149	149
Nuclear	1,112	1,112	1,108	1,108	1,108
Battery	1,934	1,934	1,927	1,927	1,927
Total MW	37,553	37,486	37,072	36,981	36,976

WECC-Northwest Assessment

Planning Reserve Margins

The ARM falls below the RML starting in Winter 2031–2032. Additional resources will be needed to avoid shortfalls in planning reserves and prevent energy risks from emerging.

Non-Peak Hour Risk and Energy Assurance

WECC performs a probabilistic resource adequacy analysis using the MAVRIC model. MAVRIC is WECC's internally developed modeling tool that performs energy based probabilistic assessments that support NERC's LTRA and seasonal assessments, as well as WECC's WARA.

ProbA Results

While the ARM does not fall below the RML during the 2026–2030 time frame, the ProbA results based on current resource projections and demand forecasts indicate significant EUE and LOLH by 2029. As resource additions struggle to keep up with rising demand and expected generator retirements, reflected in falling ARMs over the assessment period, unserved energy and load-loss hours increase in the ProbA results.

Base-Case Summary of Results			
	2026*	**2027**	**2029**
EUE (MWh)	N/A	0	8,080
NEUE (ppm)	N/A	0	36.64
LOLH (hours per Year)	N/A	0	85.00
* No prior results as the assessment area is new for the 2025 LTRA.			

Resource adequacy concerns in the U.S. Northwest can arise in the summer and winter seasons. Peak demand occurs in the winter months. In the ProbA results illustrated in the following heat map figure, load-loss hours occur at a greater frequency during winter high-demand periods. The summer months also have an emerging risk of shortfalls according to the ProbA: The 2029 study year had approximately 85% of identified unserved energy occurring between the afternoon-to-evening hours of mid to late summer. The values in the heat map are the number of hours from the MAVRIC simulations that resources fall short of demand and reliability margins in the study year.

Northwest - 2027	Months											
Existing + Tier 1	1	2	3	4	5	6	7	8	9	10	11	12
Hour Beginning 0	0	0	0	0	0	0	0	0	0	0	0	0
1	0	0	0	0	0	0	0	0	0	0	0	0
2	0	0	0	0	0	0	0	0	0	0	0	0
3	0	0	0	0	0	0	0	0	0	0	0	0
4	0	0	0	0	0	0	0	0	0	0	0	0
5	0	0	0	0	0	0	0	0	0	0	0	0
6	0	0	0	0	0	0	0	0	0	0	0	0
7	0	0	0	0	0	0	0	0	0	0	0	0
8	0	0	0	0	0	0	0	0	0	0	0	0
9	0	0	0	0	0	0	0	0	0	0	0	0
10	0	0	0	0	0	0	0	0	0	0	0	0
11	0	0	0	0	0	0	0	0	0	0	0	0
12	0	0	0	0	0	0	0	0	0	0	0	0
13	0	0	0	0	0	0	0	0	0	0	0	0
14	0	0	0	0	0	0	0	0	0	0	0	0
15	0	0	0	0	0	0	0	0	0	0	0	0
16	0	0	0	0	0	0	0	0	0	0	0	0
17	0	0	0	0	0	0	0	0	0	0	0	0
18	0	0	0	0	0	0	0	0	0	0	0	0
19	0	0	0	0	0	0	0	0	0	0	0	0
20	0	0	0	0	0	0	0	0	0	0	0	0
21	0	0	0	0	0	0	0	0	0	0	0	0
22	0	0	0	0	0	0	0	0	0	0	0	0
23	0	0	0	0	0	0	0	0	0	0	0	0

Northwest - 2029	Months											
Existing + Tier 1	1	2	3	4	5	6	7	8	9	10	11	12
Hour Beginning 0	2	0	0	0	0	0	0	0	0	0	0	0
1	2	0	0	0	0	0	0	0	0	0	0	0
2	4	0	0	0	0	0	0	0	0	0	0	0
3	4	0	0	0	0	0	0	0	0	0	0	0
4	4	0	0	0	0	0	0	0	0	0	0	0
5	2	0	0	0	0	0	0	0	0	0	0	0
6	0	0	0	0	0	0	0	0	0	0	0	1
7	2	0	0	0	0	0	0	0	0	0	0	4
8	3	0	0	0	0	0	0	0	0	0	0	2
9	3	0	0	0	0	0	0	0	0	0	0	0
10	3	0	0	0	0	0	0	0	0	0	0	0
11	4	0	0	0	0	0	0	0	0	0	0	0
12	4	0	0	0	0	0	0	0	0	0	0	0
13	3	0	0	0	0	0	0	1	0	0	0	0
14	2	0	0	0	0	0	0	2	0	0	0	0
15	1	0	0	0	0	0	0	2	0	0	0	0
16	4	0	0	0	0	0	1	2	0	0	0	0
17	5	0	0	0	0	0	1	2	0	0	0	2
18	4	0	0	0	0	0	0	3	0	0	0	2
19	4	0	0	0	0	0	0	2	0	0	0	1
20	2	0	0	0	0	0	0	1	0	0	0	1
21	0	0	0	0	0	0	0	0	0	0	0	0
22	0	0	0	0	0	0	0	0	0	0	0	0
23	0	0	0	0	0	0	0	0	0	0	0	0

Heat Map Showing Months and Hours Where LOLH is Projected for the WECC-Northwest Assessment Area in 2027 and 2029

In WECC's ProbA modeling, energy transfers from neighboring areas are helping WECC-Northwest meet supply deficits, but at times they are insufficient, resulting in the unserved energy and load-loss hours. The chart below shows energy surplus and deficit results from the ProbA 2029 study year. For most of the year, WECC-Northwest has excess energy that can be transferred to neighboring areas. Winter months are when WECC-Northwest's excess energy is at its lowest, and at times in the 2029 study year internal resources are not sufficient for demand. In summer months, WECC-Northwest is projected to have its highest amount of excess energy, though these supplies can still be insufficient for modeled demand during extreme heat events. Such occurrences can cause deficits represented in the figure below, and energy can go unserved when neighboring areas do not have surplus energy to transfer.

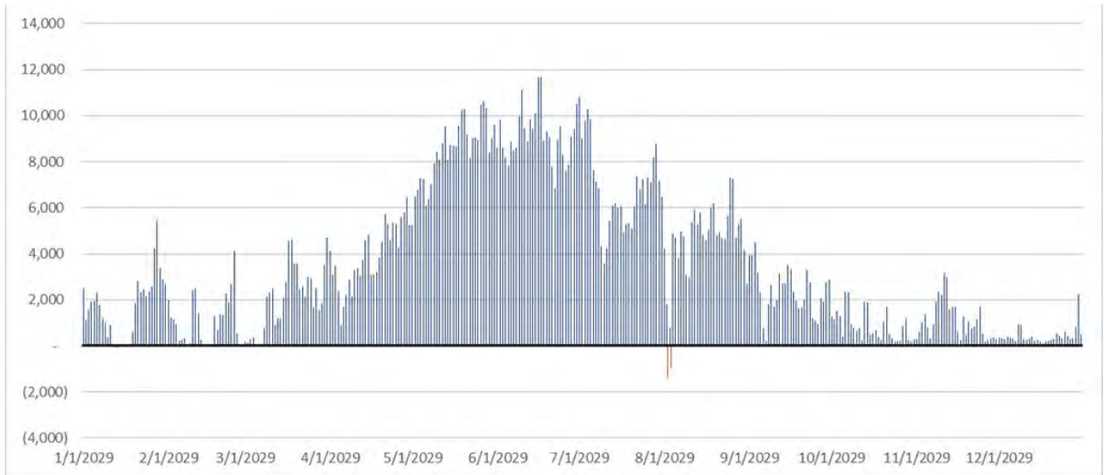

Hourly Energy Surplus and Deficits in MW for ProbA 2029 Study Year

The chart below shows a 24-hour look at expected resources and imports versus expected load for ProbA days with the greatest amount of EUE in 2029. For the Northwest, this occurs in mid-to-late summer. LOLH occurs from hours beginning 14:00 through 19:00. The majority of EUE during these hours occurs from hours beginning 17:00–19:00, during which period demand remains elevated whereas solar output dissipates. There is no LOLH in 2027. It should be noted that it is possible for a day to not show the expected load greater than expected resources on an area-wide basis and still have LOLH. This is because the WECC-Northwest assessment area includes a conglomerate of BAs, and one of the BAs within the subregion can encounter energy shortfalls in the ProbA that could not be satisfied by imports due to nearby entities not having sufficient surplus energy to transfer.

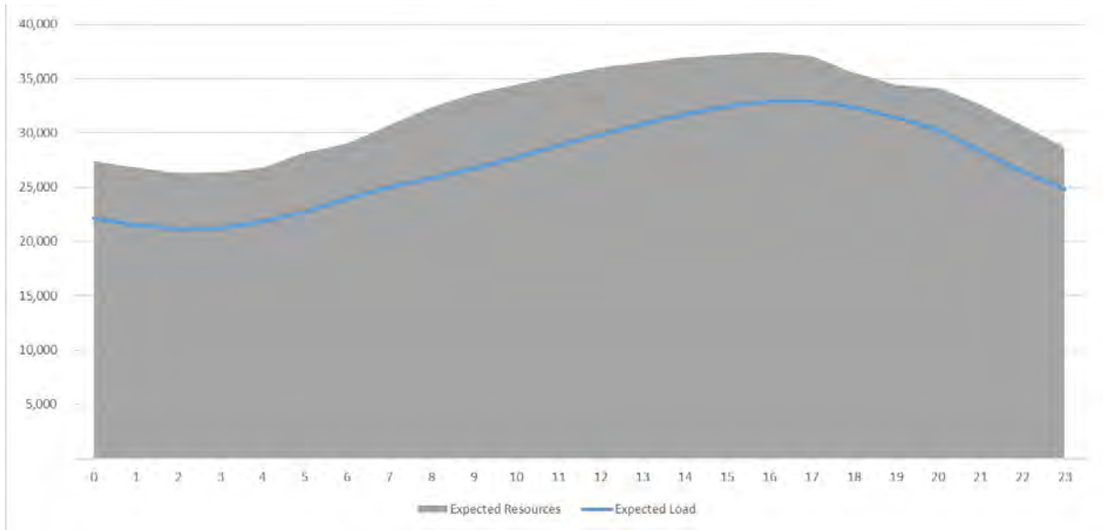

Load and Resource Profile in MW on an Unserved Energy Day for ProbA 2029 Study Year

Demand

Average annual demand growth rate for WECC-Northwest is 2.7%. The primary drivers are data centers, residential electrification, residential customer growth, transportation electrification, and semiconductor manufacturing. Large-load additions in the forecast are 7,652 MW through 2035.

Distributed Energy Resources

In the Northwest, Oregon IOUs continue to offer net metering with carryover credits within a calendar year and annual excess credits going to low-income programs. However, the state's largest IOU has proposed a change that largely mirrors California's revised lower credits; if adopted, this would slow the rate of installations in Oregon as well (where the latitude and climate already lengthen the customer's payback period relative to California).

In Washington, utilities have the option to propose a BTM PV credit that is less than the retail rate once they reach a threshold of 4% of their 1996 peak load. The current program is in effect until at least 2029. However, given the progress toward the 4% penetration rate (below), that year may trigger a slowdown in new installations of BTM PV.

Generation

Operational and planning issues related to generation in WECC-Northwest include the following:

- **Aging Thermal Resource Fleet:** A year-round concern for this subregion is an aging thermal resource fleet. Older resources require additional maintenance and can be prone to forced outages or partial derates. Necessary maintenance and capital expenditures are made to ensure these generators provide reasonable performance when called upon. Planned maintenance outages for these resources may be done at a higher frequency during the shoulder months to avoid unplanned outages during the summer months. However, major upgrades to aging infrastructure reduce system capability for extended periods of time, increasing reliance on imports. Supply chain delays and staffing issues can cause planned outages to extend well beyond their anticipated end date. Staffing shortages have been noted by multiple entities in the Northwest.
- **Hydro Variability:** The Northwest has a large share of hydro resources in its portfolio making hydro generating capability a concern year-round. Seasonal hydro variability and below average inflows observed by some entities in this region from April through November of last year resulted in projects being ran at minimum flow. Underperforming hydro resources can result in entities relying heavily on imports to meet peak load hours. During extreme cold conditions, run of river hydro sites can also be derated due to icing. Performing maintenance during shoulder seasons can help keep hydro on-line during the winter and summer seasons. Improving hydro forecasting for short- and long-term planning models can assist system dispatchers with daily operating plans and resource planners in completing accurate resource adequacy studies.
- **Solar Variability:** Solar output variability due to cloud coverage can be a minor concern year-round in this subregion. Entities in this subregion state there are sufficient flexible resources in their portfolio to address solar output uncertainty.
- **Wind Variability:** Wind variability is of particular concern for this subregion during the winter. Cold weather mixed with moisture can cause icing conditions on wind turbine blades, which can severely derate a wind site. Entities in this subregion state that there are sufficient flexible resources in their portfolio to address wind output uncertainty in the winter.
- **Electric-Gas Coordination:** The Northwest subregion contains entities that consider electric-gas coordination in long-term planning studies, as well as entities that do not. Several gas supply options for future generating assets are evaluated to ensure alternatives exist if one supply point is curtailed. Price certainty from suppliers is also a major consideration in planning studies. Annual natural-gas-load studies are conducted to help identify parts of the gas distribution system that may experience low pressure during peak cold conditions. These areas of the gas system are identified, and recommendations to address this issue are prioritized and completed. If an issue cannot be addressed within a short period of time, contingency plans are developed for these areas during high gas demand or peak cold conditions. Entities in the Northwest subregion are participants in the NWMMA mentioned earlier in the Basin subregion. Status reports and planned resource output forecasts are communicated between electric and gas teams daily to ensure operational needs are met.
- **Renewable Portfolio, Clean Electricity, and Emissions Standards:** Washington is required to have zero coal generation by 2025, be greenhouse gas neutral by 2030 (can use offsets), and be 100% non-emitting by 2045 without using offsets. Oregon passed a requirement for its investor-owned utilities to be 80% below their 2005 emissions baseline by 2030, 90% below by 2035, and 100% below (zero emissions) by 2040. Montana has a 15% renewables target that has been met, with no incremental increases in the out-years.

Transmission: PacifiCorp's Blueprint transmission project will connect major resource and load areas in central and eastern Oregon through construction of approximately 320 miles of new 500 kV transmission line and associated 500 kV and 230 kV system upgrades, in three primary segments planned to be fully in-service in 2028 and 2032. The Blueprint project will largely parallel the existing Northwest AC Intertie 500 kV system, interconnecting at various points and requiring significant coordination with ac Intertie owners and other affected systems. Affected paths include WECC Paths 14, 66 and 75.



WECC-Rocky Mountain

WECC-Rocky Mountain is a summer-peaking assessment area in the Western Interconnection that includes Colorado, most of Wyoming, and parts of Nebraska and South Dakota. The population of the area is approximately 6.7 million. It covers the balancing areas of the Public Service Company of Colorado and the Western Area Power Administration's Rocky Mountain Region. It has 18,797 miles of transmission. WECC is responsible for coordinating and promoting BES reliability in the Western Interconnection. WECC's 329 members include 40 BAs, representing a wide spectrum of organizations with an interest in the BES. Serving an area of nearly 1.8 million square miles and more than 84.5 million customers, it is geographically the largest and most diverse Regional Entity. *Note: The 2025 LTRA includes a new assessment area map for the U.S. Western Interconnection. The new assessment area boundaries provide more geographic detail of reliability risk information. WECC-Rocky Mountain is a new assessment area in 2025 that was part of WECC-NW in the 2024 LTRA.*

Demand, Resources, and Reserve Margins

Quantity	2026	2027	2028	2029	2030	2031	2032	2033	2034	2035
Total Internal Demand	14,004	14,338	14,565	15,021	15,442	15,873	16,306	16,764	17,207	17,297
Demand Response	287	290	293	285	287	290	293	296	298	301
Net Internal Demand	13,717	14,048	14,272	14,736	15,154	15,583	16,013	16,468	16,909	16,997
Additions: Tier 1	1,771	3,486	3,979	4,079	4,079	4,079	4,355	4,299	4,079	4,079
Additions: Tier 2	0	45	585	640	761	761	810	810	761	761
Additions: Tier 3	17	178	925	1,160	1,373	3,207	3,276	4,188	4,274	4,370
Net Capacity Transfers (WECC Model)	391	661	852	179	50	23	0	0	0	0
Existing-Certain and Net Transfers	18,979	18,995	17,884	16,278	15,696	14,882	14,721	14,329	14,143	14,098
Anticipated Reserve Margin (%)	51.3%	60.0%	53.2%	38.1%	30.5%	21.7%	19.1%	13.1%	7.8%	6.9%
Prospective Reserve Margin (%)	51.3%	60.3%	57.3%	42.5%	35.5%	26.6%	24.2%	18.0%	12.3%	11.4%
Reference Margin Level (%)	17.8%	17.0%	16.2%	16.1%	15.7%	15.2%	13.5%	11.9%	14.1%	13.9%

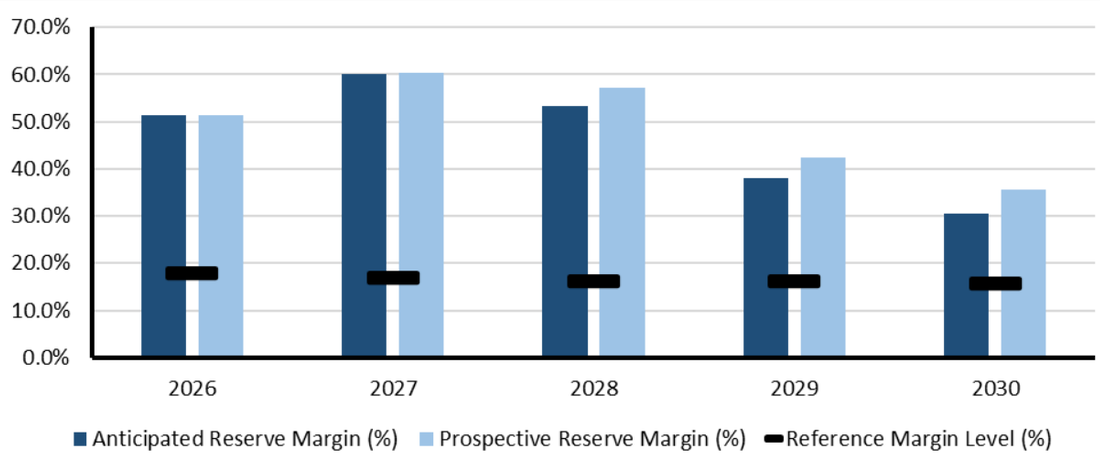

Planning Reserve Margins

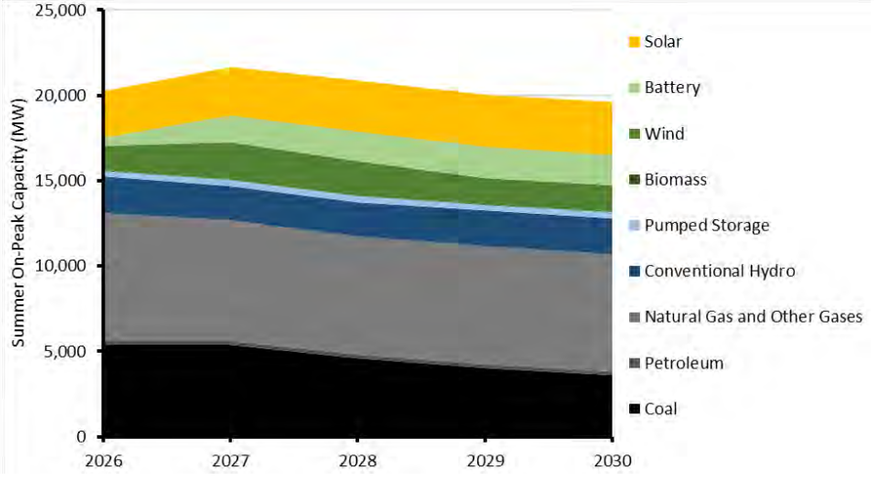

Existing and Tier 1 Resources

WECC-Rocky Mountain Highlights

- ARM remains above the RML through 2033. Furthermore, ProbA results indicate that planned resources can reliably meet demand during the studied years of 2027 and 2029.
- The ARM and PRM fall below the RML in Summer 2034 and 2035 and Winter 2034–35, indicating that not enough resources have progressed into the interconnection queue for these later years in the assessment period.

WECC-Rocky Mountain Projected Generating Capacity by Energy Source in Megawatts (MW)					
	2026	**2027**	**2028**	**2029**	**2030**
Coal	5,383	5,376	4,623	4,034	3,585
Coal*	5,053	5,376	4,429	3,379	2,180
Petroleum	204	204	204	204	204
Natural Gas	7,522	7,083	6,897	6,902	6,902
Biomass	6	6	6	3	3
Solar	2,695	2,873	3,002	3,071	3,071
Wind	1,437	2,218	2,054	1,555	1,550
Conventional Hydro	2,139	2,043	2,029	2,116	2,116
Pumped Storage	346	340	340	346	346
Other	126	126	126	126	126
Battery	496	1,547	1,726	1,817	1,817
Unknown	6	5	5	6	6
Total MW	20,359	21,820	21,011	20,178	19,725
Total MW*	20,029	21,820	20,817	19,523	18,320

***Capacity with additional generator retirements**. Generators that have announced plans to retire but have yet to be included in system plans are removed from the resource projection where marked.

WECC-Rocky Mountain

Planning Reserve Margins
The ARM and PRM fall below the RML in Summer 2034 and 2035 and Winter 2034–35, indicating that not enough resources have progressed into the interconnection queue for these later years in the assessment period. In Winter 2033–34, the ARM falls below the RML, but the prospective resources are expected to sufficiently cover a shortfall. No BAs in this region are WRAP participants.

The Public Service Company of Colorado (PSCo), a subsidiary of Xcel Energy, has used a 16.3% long-term PRM requirement in its Electric Resource Plan (2021), based on a loss of load probability of 1-day every 10 years. PSCo's reserve margin is not used in WECC's methodology for the LTRA.

Non-Peak Hour Risk, Energy Assurance, Probabilistic-Based Assessments
WECC performs a probabilistic resource adequacy analysis using the MAVRIC model. MAVRIC is WECC's internally developed modeling tool that performs energy based probabilistic assessments that support NERC's LTRA and seasonal assessments, as well as WECC's WARA.

ProbA Results

The ProbA found that planned resources meet demand and reliability margins for all hours (no EUE or LOLH).

Base-Case Summary of Results			
	2026*	**2027**	**2029**
EUE (MWh)	N/A	0	0
NEUE (ppm)	N/A	0.00	0.00
LOLH (hours per Year)	N/A	0.00	0.00
*No prior results as the assessment area is new for the 2025 LTRA.			

Since WECC-Rocky Mountain does not show any LOLH or EUE in 2027 or 2029, no additional reporting of results or visualizations are provided.

Demand
Average annual demand growth rate for WECC-Rocky Mountain is 2.5%. The primary drivers are data centers, commercial customer growth, and industrial customer growth. Large-load additions in the forecast are 574 MW through 2035.

Demand-Side Management
PSCo offers a wide array of DR programs. Total summer demand-reduction estimates for controllable programs for can be found in its Demand Side Management & Beneficial Electrification Plan.

Distributed Energy Resources
BAs did not report a forecast for BTM resources. Some information is available through the EIA on both historical and forecast data. BTM DER impacts are reflected in the demand data (net of the DERs).

Generation
Operational and planning issues related to generation in WECC-Rocky Mountain include the following:

- **Unplanned Outage Extensions:** Supply chain issues, unplanned discovery work, and vendor availability have driven unplanned extensions of resource outages in the Rocky Mountain area. Difficulty in boiler feed pump procurement has resulted in at least one generating asset being unavailable for over nine months. Another thermal site was undergoing a rotor swap and piping inspection, which revealed significant weld defects and pipe cracks. This resulted in a two-month outage being extended into the following year. A hydro site has been unavailable for much of 2024 due to a penstock leak which has been unable to be repaired due to vendor unavailability. Alternative vendors are being sought after for hydro repair work, and contracts to expedite the procurement of equipment will be in place going forward to mitigate these issues.
- **Solar and Wind Variability:** Smaller entities in the Rocky Mountain area have stated that wind and solar variability is a concern year-round due to a lack of geographic diversity. These entities are pursuing advancement into RTOs to leverage the advantages of a wider footprint and additional resources.
- **Electric-Gas Coordination:** The Rocky Mountain area contains entities that consider electric-gas coordination in long-term planning studies as well as entities that do not. For entities that do consider electric-gas coordination, peak capacity requirements for the local distribution company (LDC) and generating assets are inputs into long term planning models. Peak capacity requirements define the pipeline capacity and contractual volumes needed to fulfill LDC and electric needs. In addition, known and historical constraints on pipelines are considered in resource planning studies. Gas suppliers in this subregion have multiple delivery points to resources. This allows for an alternative location for delivery if one delivery point is inaccessible. In addition, gas supply teams provide an email with natural gas price information and constraints to generation dispatchers and marketers daily. During times of cold weather, this communication stream can be expanded to include interstate gas control and commercial operations.

- **Renewable Portfolio, Clean Electricity, and Emissions Standards:** Colorado requires investor-owned utilities to adopt plans to reduce greenhouse gas emissions by at least 80% by 2030, using a 2005 baseline. While the state is on track to achieve this, the additional goal of being 100% carbon free by 2040 is being discussed by utilities, regulators, and legislators, with a proposal to extend the out-year to 2050 in light of the upward pressure on the cost of renewables caused by potential repeal of tax credits and higher tariffs on imports.



WECC-Southwest

WECC-Southwest is a summer-peaking assessment area in the Western Interconnection that includes all of Arizona and New Mexico, most of Nevada, and small parts of California and Texas. The area has a population of approximately 13.6 million. It has 23,084 miles of transmission. WECC is responsible for coordinating and promoting BES reliability in the Western Interconnection. WECC's 329 members include 40 BAs, representing a wide spectrum of organizations with an interest in the BES. Serving an area of nearly 1.8 million square miles and more than 84.5 million customers, it is geographically the largest and most diverse Regional Entity. *Note: The 2025 LTRA includes a new assessment area map for the U.S. Western Interconnection. The new assessment area boundaries provide more geographic detail of reliability information. WECC-Southwest is a new, larger assessment area in 2025 that now includes a portion of WECC-NW in the 2024 LTRA.*

Demand, Resources, and Reserve Margins

Quantity	2026	2027	2028	2029	2030	2031	2032	2033	2034	2035
Total Internal Demand	37,407	38,911	40,429	41,887	43,551	44,772	45,664	46,317	47,226	47,988
Demand Response	237	258	264	272	282	237	258	264	272	282
Net Internal Demand	37,169	38,653	40,165	41,615	43,269	44,535	45,405	46,053	46,953	47,706
Additions: Tier 1	6,639	7,501	8,155	8,562	8,914	8,914	8,914	8,396	8,852	8,852
Additions: Tier 2	1,771	5,410	6,994	9,369	9,872	11,263	11,286	10,468	11,286	11,252
Additions: Tier 3	2,502	3,899	5,242	7,562	9,710	12,409	14,804	14,801	24,521	24,571
Net Capacity Transfers (WECC Model)	902	2,544	4,162	5,101	6,301	5,895	5,570	4,880	5,030	4,715
Existing-Certain and Net Transfers	45,794	46,457	47,523	49,023	49,986	49,308	47,432	44,294	44,948	43,944
Anticipated Reserve Margin (%)	41.1%	39.6%	38.6%	38.4%	36.1%	30.7%	24.1%	14.4%	14.6%	10.7%
Prospective Reserve Margin (%)	45.8%	53.6%	56.0%	60.9%	58.9%	56.0%	49.0%	37.1%	38.6%	34.3%
Reference Margin Level (%)	13.3%	13.7%	13.6%	12.6%	12.2%	12.0%	11.7%	12.3%	11.3%	11.1%

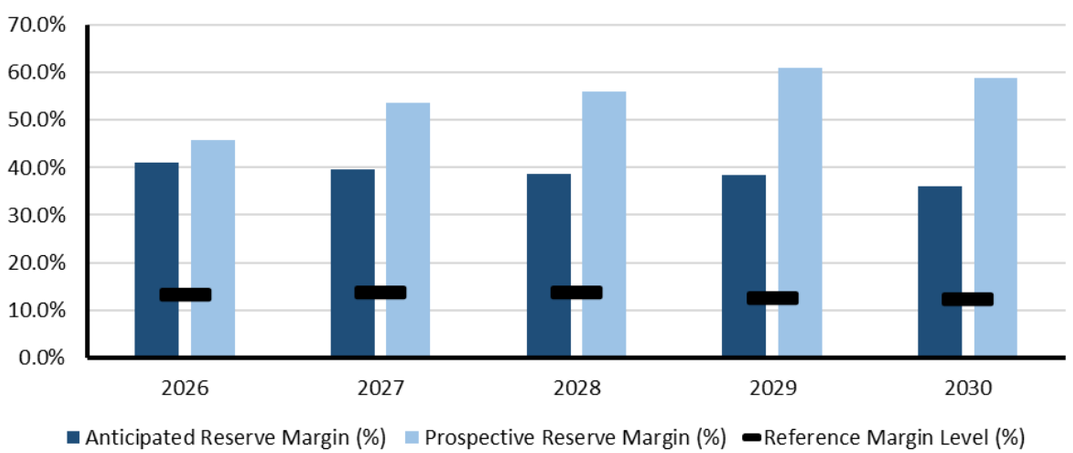

Planning Reserve Margins

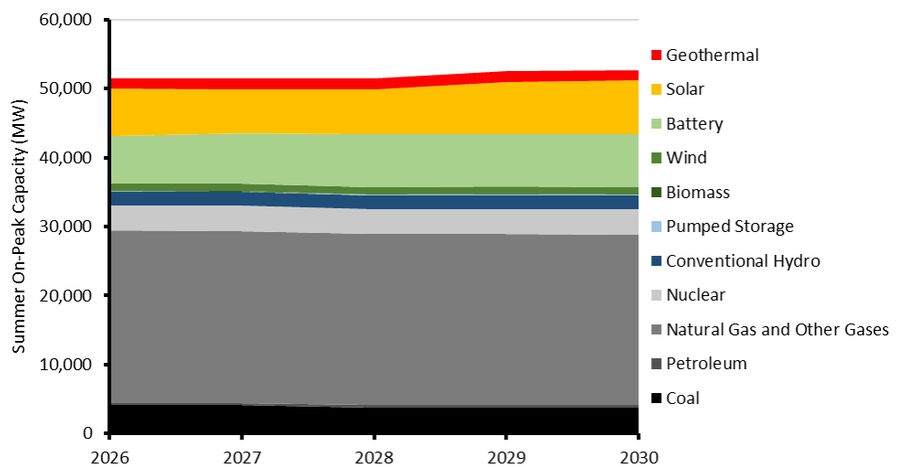

Existing and Tier 1 Resources

WECC-Southwest Highlights

- ARM remains above the RML through 2034. Furthermore, ProbA results indicate that planned resources can reliably meet demand during the studied years of 2027 and 2029.
- The ARM falls below the RML in Summer 2034. With the addition of Prospective Resources, the area can remain above RML.

WECC-Southwest Projected Generating Capacity by Energy Source in Megawatts (MW)					
	2026	2027	2028	2029	2030
Coal	4,121	4,116	3,749	3,754	3,754
Coal*	3,761	4,116	3,749	3,754	2,576
Petroleum	341	340	340	336	336
Natural Gas	24,978	24,887	24,817	24,837	24,750
Biomass	46	46	46	46	46
Solar	6,867	6,349	6,503	7,474	7,804
Wind	1,059	1,055	1,055	1,059	1,050
Geothermal	1,555	1,555	1,607	1,572	1,454
Conventional Hydro	1,984	1,989	1,989	1,982	1,981
Pumped Storage	113	113	113	113	113
Nuclear	3,641	3,640	3,640	3,641	3,641
Battery	6,824	7,325	7,657	7,671	7,671
Total MW	51,530	51,414	51,516	52,484	52,598
Total MW*	51,170	51,414	51,516	52,484	51,421
***Capacity with additional generator retirements**. Generators that have announced plans to retire but have yet to be included in system plans are removed from the resource projection where marked.					

WECC-Southwest

Planning Reserve Margins
The ARM falls below the RML in Summer 2034 but is covered by the PRM. Arizona Public Service and Public Service Company of New Mexico (PNM) are participants in the WRAP.

Energy Assessment, Including Non-Peak Hour Risk
WECC performs a probabilistic resource adequacy analysis using the MAVRIC model. MAVRIC is WECC's internally developed modeling tool that performs energy based probabilistic assessments that support NERC's LTRA and seasonal assessments, as well as WECC's WARA.

ProbA Results

The ProbA found that planned resources meet demand and reliability margins for all hours (no EUE or LOLH).

Base-Case Summary of Results			
	2026*	**2027**	**2029**
EUE (MWh)	N/A	0	0
NEUE (ppm)	N/A	0.00	0.00
LOLH (hours per Year)	N/A	0.00	0.00
* No prior results as the assessment area is new for the 2025 LTRA.			

WECC-Southwest does not show any LOLH or EUE in 2027 or 2029; therefore, no additional visualizations are provided.

Demand
The average annual demand growth rate for WECC-Southwest is 3.9%. The primary drivers are data centers, industrial electrification, residential electrification, and residential customer growth. Large-load additions in the forecast are 9,422 MW through 2035.

Demand-Side Management
In the Southwest, Arizona Public Service is in the process of implementing numerous DSM pilots and programs such as the Residential Energy Storage Pilot and Commercial Advanced Rooftop Controls. The Residential Energy Storage Pilot enables the company to dispatch a small battery energy storage system up to 20% of the system's capacity.

Salt River Project (SRP) continues to leverage approximately 87 MW of DR capability through more than 75,000 residential smart thermostats, and 41 MW from over 500 businesses enrolled as interruptible customers. SRP intends to achieve 300 MW of dispatchable DR capability by 2035.

PNM programs reduce peak demand by an average of 45 MW per summer event from its two primary programs enrolling the ability to call on commercial customers and residential air conditioners up to 100 hours with a four-hour limit per curtailment.

Distributed Energy Resources
BAs did not report a forecast for BTM resources. Some information is available through the EIA on both historical and forecast data. BTM DER impacts are reflected in the demand data (net of the DER).

Generation
Operational and planning issues related to generation in WECC-Southwest include the following:

- **Aging Thermal Resource Fleet**: A year-round concern for this subregion is an aging thermal resource fleet. Hundreds of MW of capacity in this region have been operational for over 60 years. During the winter, certain thermal resources are unable to cycle below 40°F due to freezing issues. Older sites also require extensive overhauls such as generator rewinds that can keep resources out of service for extended periods of time and potentially longer than planned as discovery work manifests into additional maintenance. To reduce the risk of age-related forced outages, plant staff adhere to a strict maintenance schedule with frequent inspections, and unit performance is routinely monitored.
- **Behind-the-Meter Variability:** BTM output variability can be an operational concern for this subregion year-round as BTM solar can supply a large amount of energy to the system. Unanticipated loss of BTM generation is addressed through activation of DR programs, peaking power plants, and maintaining sufficient BESS charge. Near-term forecasts for BTM output are also made available to system operators so they can pre-emptively dispatch the system as needed.
- **Coal Inventory Shortages:** In-progress fuel conversions of coal to gas create a balancing act of maintaining coal on-site to operate resources while also avoiding excess coal post conversion. This can limit coal resources to minimum output prior to the fuel conversion outage. In addition, site-specific challenges at coal mines have delayed coal deliveries to resources in this subregion. Active management of on-site inventory and procurement of fuel from other sources can mitigate these issues.

- **Gas Fleet Derates:** Gas resources in this subregion can be derated during hot weather in the summer due to ambient conditions. During the winter, gas supply has been cut to plants in this subregion during cold snaps. Near-term monitoring of gas availability along with additional market purchases or fuel switching for capable resources can assist in mitigating supply issues.
- **Solar Variability:** Solar output variability is a concern year-round for this subregion. It is a primary concern on summer evenings as solar output rapidly declines whereas load increases or remains elevated. Activation of DR programs, peaking/flexible power plants, and maintaining sufficient BESS charge are all potential strategies to mitigate this issue. Large changes in solar output can also cause extreme ACE fluctuations, which are addressed using BESS.
- **Electric-Gas Coordination:** Most entities in the area consider electric-gas coordination in long-term planning studies. Resource planning models compare forecasted gas usage on both daily and hourly intervals to firm contractual rights. Gas usage exceeding firm obligations results in unserved energy, which can then be addressed via spot market purchases, short-term gas transport capacity purchases, or the dispatching of other resources. Entities also account for forecasted LDC usage and reduce the available natural gas for electric use by this amount. Resource adequacy models do not yet incorporate gas pipeline constraints, but consideration is being given to how to incorporate these into modeling efforts.

  Procedures to mitigate gas supply issues include anticipating losses of scheduled gas from the supply side, ensuring scheduled pipeline maintenance is accounted for in operations, and maximizing the availability of dual fuel resources. Planning teams also coordinate with operations teams for gas supply issues on a season-ahead basis, and operations can re-dispatch the system as needed to manage fuel shortages. During times of potential freeze-offs, trading practices may also be changed to not overextended firm load requirements. Entities maintain winter and summer readiness plans that are shared between electric system operators and gas pipeline operators to ensure maintenance schedules are aligned. Gas system limitations are made known to electric system operators through routine meetings between system operators and pipeline operators.
- **Renewable Portfolio, Clean Electricity & Emissions Standards:** In the Southwest region, Arizona has an RPS mandate for its electric supply to be 15% renewable by 2025. Separately, APS has committed to ending the use of coal-fired generation after 2031, and the company set a 100% carbon free by 2050 goal. SRP has goals to reduce CO2 emissions per MWh by 62% from 2005 levels by 2035 and 90% by 2050; TEP will stop using coal by 2032 and plans to reduce carbon emissions by 80% by 2035. New Mexico has set more aggressive mandates, requiring 50% renewable by 2030, 80% by 2040, and 100% by 2045.

Demand Assumptions and Resource Categories

Demand (Load Forecast)	
Total Internal Demand	This is the peak hourly load[49] for the summer and winter of each year.[50] Projected total internal demand is based on normal weather (50/50 distribution)[51] and includes the impacts of distributed resources, EE, and conservation programs.
Net Internal Demand	This is the total internal demand reduced by the amount of controllable and dispatchable DR projected to be available during the peak hour. Net internal demand is used in all reserve margin calculations.

Load Forecasting Assumptions by Assessment Area			
Assessment Area	**Peak Season**	**Coincident / Noncoincident[52]**	**Load Forecasting Entity**
MISO	Summer	Coincident	MISO LSEs
MRO-Manitoba Hydro	Winter	Coincident	Manitoba Hydro
MRO-SaskPower	Winter	Coincident	SaskPower
MRO-SPP	Summer	Noncoincident	SPP LSEs
NPCC-Maritimes	Winter	Noncoincident	Maritimes sub-areas
NPCC-New England	Summer	Coincident	ISO-NE
NPCC-New York	Summer	Coincident	NYISO
NPCC-Ontario	Summer	Coincident	IESO
NPCC-Québec	Winter	Coincident	Hydro-Québec
PJM	Summer	Coincident	PJM
SERC-East	Summer	Noncoincident	SERC LSEs
SERC-Florida Peninsula	Summer	Noncoincident	
SERC-Central	Summer	Noncoincident	
SERC-Southeast	Summer	Noncoincident	
Texas RE-ERCOT	Summer	Coincident	ERCOT
WECC-Alberta	Winter	Noncoincident	WECC BAs, aggregated by WECC
WECC-Basin	Summer	Noncoincident	
WECC-British Columbia	Winter	Noncoincident	
WECC-California	Summer	Noncoincident	
WECC-Mexico	Summer	Noncoincident	

[49] Glossary of Terms Used in NERC Reliability Standards.
[50] The summer season represents June–September and the winter season represents December–February. In this assessment, the year of a winter period is referred to by the year of the month of December (e.g., Winter 2025 is December 2025 – February 2026).
[51] Essentially, this means that there is a 50% probability that actual peak demand will be higher and a 50% probability that actual peak demand will be lower than the value provided for a given season/year.
[52] Coincident: This is the sum of two or more peak loads that occur in the same hour. Noncoincident: This is the sum of two or more peak loads on individual systems that do not occur in the same time interval. This is meaningful only when considering loads within a limited period of time, such as a day, a week, a month, a heating or cooling season, and usually for not more than one year.

Load Forecasting Assumptions by Assessment Area			
Assessment Area	**Peak Season**	**Coincident / Noncoincident[52]**	**Load Forecasting Entity**
WECC-Northwest	Winter	Noncoincident	
WECC-Rocky Mountain	Summer	Noncoincident	
WECC-SW	Summer	Noncoincident	

Resource Categories

NERC collects projections for the amount of existing and planned capacity and net capacity transfers (between assessment areas) that will be available during the forecast hour of peak demand for the summer and winter seasons of each year. Resource planning methods vary throughout the North American BPS. NERC uses the following categories to provide a consistent approach for collecting and presenting resource adequacy.

Anticipated Resources[53]

- Existing-certain generating capacity: includes capacity to serve load during period of peak demand from commercially operable generating units with firm transmission or other qualifying provisions specified in the market construct.
- Tier 1 capacity additions: includes capacity that is either under construction or has received approved planning requirements
- Firm capacity transfers (Imports minus Exports): transfers with firm contracts
- Less confirmed retirements[54]

Prospective Resources: Includes all "anticipated resources" plus the following:

- Existing-other capacity: includes capacity to serve load during period of peak demand from commercially operable generating units without firm transmission or other qualifying provision specified in the market construct. Existing-other capacity could be unavailable during the peak for a number of reasons.
- Tier 2 capacity additions: includes capacity that has been requested but not received approval for planning requirements
- Expected (non-firm) capacity transfers (imports minus exports): transfers without firm contracts but a high probability of future implementation.
- Less unconfirmed retirements.[55]

[53] Projected capacities are inputs to reserve margin calculations and probabilistic assessments. Projections are dependent on official retirement notices to system operators. If no notice is given, capacity projections assume no retirements, even if established trends for resource retirements show declines over past years

[54] Generators that have formally announced retirement plans. These units must have an approved generator deactivation request where applicable.

[55] Capacity that is expected to retire based on the result of an assessment area generator survey or analysis. This capacity is aggregated by fuel type.

Resource Categories

Generating Unit Status: Status at time of reporting:

- Existing: It is in commercial operation.
- Retired: It is permanently removed from commercial operation.
- Mothballed: It is currently inactive or on standby but capable for return to commercial operation. Units that meet this status must have a definite plan to return to service before changing the status to "Existing" with capacity contributions entered in "Expected-Other." Once a "mothballed" unit is confirmed to be capable for commercial operation, capacity contributions should be entered in "Expected-Certain."
- Cancelled: planned unit (previously reported as Tier 1, 2, or 3) that has been cancelled/removed from an interconnection queue.
- Tier 1: A unit that meets at least one of the following guidelines (with consideration for an area's planning processes):[56]
  - Construction complete (not in commercial operation)
  - Under construction
  - Signed/approved Interconnection Service Agreement (ISA)
  - Signed/approved Power Purchase Agreement (PPA) has been approved
  - Signed/approved Interconnection Construction Service Agreement (CSA)
  - Signed/approved Wholesale Market Participant Agreement (WMPA)
  - Included in an integrated resource plan or under a regulatory environment that mandates a resource adequacy requirement (Applies to Vertically Integrated Entities)
- Tier 2: A unit that meets at least one of the following guidelines (with consideration for an area's planning processes):[57]
  - Signed/approved Completion of a feasibility study
  - Signed/approved Completion of a system impact study
  - Signed/approved Completion of a facilities study
  - Requested Interconnection Service Agreement
  - Included in an integrated resource plan or under a regulatory environment that mandates a resource adequacy requirement (Applies to RTOs/ISOs)
- Tier 3: A units in an interconnection queue that do not meet the Tier 2 requirement.

[56] AESO: Project has completed Stage 4: the Alberta Utilities Commission (AUC) has issued a Permit and License (AESO-specific)
[57] AESO: Project has completed Stage 4: the Alberta Utilities Commission (AUC) has issued a Permit and License (AESO-specific)

Reserve Margin Descriptions
Planning Reserve Margins: The primary metric used to measure resource adequacy defined as the difference in resources (anticipated or prospective) and net internal demand divided by net internal demand, shown as a percentile
Anticipated Reserve Margin (ARM): The amount of anticipated resources less net internal demand calculated as a percentage of net internal demand
Prospective Reserve Margin (PRM): The amount of prospective resources less net internal demand calculated as a percentage of net internal demand
Reference Margin Level (RML): The assumptions and naming convention of this metric vary by assessment area. The RML can be determined using both deterministic and probabilistic (based on a 0.1/year loss-of-load study) approaches. In both cases, system planners use this metric is to quantify the amount of reserve capacity in the system above the forecasted peak demand that is needed to ensure sufficient supply to meet peak loads. Establishing an RML is necessary to account for long-term factors of uncertainty involved in system planning, such as unexpected generator outages and extreme weather impacts that could lead to increased demand beyond what was projected in the 50/50 load forecasted. In many assessment areas, an RML is established by a state, provincial authority, ISO/RTO, or other regulatory body. In some cases, the RML is a requirement. RMLs can fluctuate over the duration of this assessment period or may be different for the summer and winter seasons. If an RML is not provided by a given assessment area, NERC applies 15% for predominately thermal systems and 10% for predominately hydro systems.

Methods and Assumptions

How NERC Defines BPS Reliability

NERC defines the reliability of the interconnected BPS in terms of two basic and functional aspects:

- **Adequacy:** The ability of the electric system to supply the aggregate electric power and energy requirements of the electricity consumers at all times, taking into account scheduled and expected unscheduled outages of system components
- **Operating Reliability:** The ability of the electric system to withstand sudden disturbances, such as electric short circuits or unanticipated loss of system components

When extreme or otherwise unanticipated conditions result in a resource shortfall, system operators take controlling actions or implement procedures to maintain a continual balance between supply and demand within a balancing area (formerly control area); these actions include the following:

- Public appeals
- Interruptible demand that the end-use customer makes available to its LSEs via contract or agreement for curtailment[58]
- Voltage reductions (sometimes referred to as "brownouts" because incandescent lights will dim as voltage is lowered, sometimes as much as 5%)
- Rotating blackouts (The term "rotating" is used because each set of distribution feeders is interrupted for a limited time, typically 20–30 minutes, and then those feeders are put back in service and another set is interrupted, rotating the outages among individual feeders.)

System disturbances affect operating reliability when they cause the unplanned and/or uncontrolled interruption of customer demand. When these interruptions are contained within a localized area, they are considered unplanned interruptions or disturbances. When interruptions spread over a wide area of the grid, they are referred to as "cascading blackouts," the uncontrolled successive loss of system elements triggered by an incident at any location.

The BES is a defined subset of the BPS that includes all facilities necessary for the reliable operation and planning of the BPS.[59] NERC Reliability Standards are intended to establish requirements for BPS owners and operators so that the BES delivers an adequate level of reliability (ALR),[60] which is defined by the following characteristics.

- **Adequate Level of Reliability:** It is the state that the design, planning, and operation of the BES will achieve when the following reliability performance objectives are met:
  - The BES does not experience instability, uncontrolled separation, cascading,[61] and/or voltage collapse under normal operating conditions or when subject to predefined disturbances.[62]
  - BES frequency is maintained within defined parameters under normal operating conditions and when subject to predefined disturbances.
  - BES voltage is maintained within defined parameters under normal operating conditions and when subject to predefined disturbances.

[58] Interruptible demand (or interruptible load) is a term used in NERC Reliability Standards. See Glossary of Terms used in Reliability Standards: NERC Glossary of Terms
[59] BES Definition
[60] NERC Informational Filing (to FERC) on the Definition of Adequate Level of Reliability, Docket Number RR06-1, May 10, 2013.
[61] NERC's Glossary of Terms defines Cascading: "Cascading results in widespread electric service interruption that cannot be restrained from sequentially spreading beyond an area predetermined by studies."
[62] NERC's Glossary of Terms defines Disturbance: "1. An unplanned event that produces an abnormal system condition. 2. Any perturbation to the electric system. 3. The unexpected change in ACE that is caused by the sudden failure of generation or interruption of load."

- Adverse reliability impacts on the BES following low-probability disturbances (e.g., multiple BES contingences, unplanned/uncontrolled equipment outages, cyber security events, malicious acts) are managed.

Restoration of the BES after major system disturbances that result in blackouts and widespread outages of BES elements is performed in a coordinated and controlled manner.

How NERC Evaluates Reserve Margins in Assessing Resource Adequacy

PRMs are calculated by finding the difference between the amount of projected on-peak capacity and the forecasted peak demand and then dividing this difference by the forecasted peak demand. Each assessment area has a peak season, summer or winter, for which its peak demand is higher. PRMs used throughout this LTRA are for each assessment area's peak season listed in the load forecasting table of the **Demand Assumptions and Resource Categories**.

NERC assesses resource adequacy by evaluating each assessment area's PRMs relative to its RML—a "target" or requirement based on traditional capacity planning criteria. The projected resource capacity used in the evaluations is reduced by known operating limitations (e.g., fuel availability, transmission limitations, environmental limitations) and compared to the RML, which represents the desired level of risk based on a probability-based loss-of-load analysis. On-peak resource capacity reflects expected output at the hour of peak demand. Because the electrical output of VERs (e.g., wind and solar) depend on weather conditions, on-peak capacity contributions are less than nameplate capacity. Based on the five-year projected reserves compared to the established RMLs, NERC determines the risk associated with the projected level of reserve and concludes in terms of the following:

- **Adequate:** The ARM is greater than RML.
- **Marginal:** The ARM is lower than the RML and the PRM is higher than RML.
- **Inadequate:** The ARM and PRMs are less than the RML and Tier 3 resources are unlikely to advance.

Metrics for Probabilistic Evaluation Used in this Assessment

Probabilistic Assessment: Biennially, NERC conducts a probabilistic evaluation as part of its resource adequacy assessment and publishes results in the LTRA.

Loss-of-Load Hours: LOLH is generally defined as the expected number of hours per time period (often one year) when a system's hourly demand is projected to exceed the generating capacity. This metric is calculated by using each hourly load in the given period (or the load duration curve).

LOLH is evaluated using all hours rather than just peak periods. It can be evaluated over seasonal, monthly, or weekly study periods. LOLH does not inform of the magnitude or the frequency of loss-of-load events, but it is used as a measure of their combined duration. LOLH is applicable to both small and large systems and is relevant for assessments covering all hours (compared to only the peak demand hour of each season). LOLH provides insight to the impact of energy limited resources on a system's reliability, particularly in systems with growing penetration of such resources. Examples of such energy limited resources include the following:

- DR programs that can be modeled as resources with specific contract limits, including hours per year, days per week, and hours per day constraints
- EE programs that can be modeled as reductions to load with an hourly load shape impact
- Distributed resources (e.g., BTM solar PV) that can be modeled as reductions to load with an hourly load shape impact
- VERs can be modeled probabilistically with multiple hourly profiles

Expected Unserved Energy: EUE is the summation of the expected number of megawatt hours of demand that will not be served in a given time period as a result of demand exceeding the available capacity across all hours. EUE is an energy-centric metric that considers the magnitude and duration for all hours of the time period and is calculated in MWhs. This measure can be normalized based on various components of an assessment area (e.g., total of peak demand, net energy for load). Normalizing the EUE provides a measure relative to the size of a given assessment area (generally in terms of parts per million or ppm).

EUE is the only metric that considers magnitude of loss-of-load events. With the changing generation mix, to make EUE a more effective metric, hourly EUE for each month provides insights on potential adequacy risk during shoulder and nonpeak hours. EUE is useful for estimating the size of loss-of-load events so the planners can estimate the cost and impact. EUE can be used as a basis for reference reserve margin to determine capacity credits for VERs. In addition, EUE can be used to quantify the impacts of extreme weather, common mode failure, etc.

NERC is not aware of any planning criteria in North America based on EUE; however, in Australia, the Australian Energy Market Operator is responsible for planning using 0.002% (20 ppm) EUE as their energy adequacy requirement.[63] This requirement incorporates economic factors based on the risk of load shedding and the value of load loss along with the load-loss reliability component.

On the basis of the two years of the ProbA results, NERC determines the risk in terms of the following:

- **Normal Risk:** Negligible amounts of LOLH and EUE.
- **Periods of Risk:** LOLH < 2 Hours and EUE < 0.002% of total annual net energy.
- **Significant Risk:** LOLH > 2 Hours and EUE > 0.002% of total annual net energy.

Understanding Demand Forecasts

Future electricity requirements cannot be predicted precisely. Peak demand and annual energy use are reflections of the ways in which customers use electricity in their domestic, commercial, and industrial activities. Therefore, the electric industry continues to monitor electricity use and generally revise its forecasts on an annual basis or as its resource planning requires. In recent years, the difference between forecast and actual peak demands have decreased, reflecting a trend toward improving forecasting accuracy.

The peak demand and annual net energy for load projections are aggregates of the forecasts of the individual planning entities and LSEs. These resulting forecasts reported in this LTRA are typically “equal probability” forecasts. That is, there is a 50% chance that the forecast will be exceeded and a 50% chance that the forecast will not be reached.

Forecast peak demands, or total internal demand, are electricity demands that have already been reduced to reflect the effects of DSM programs, such as conservation, EE, and time-of-use rates; it is equal to the sum of metered (net) power outputs of all generators within a system and the metered line flows into the system less the metered line flows out of the system. Thus, total internal demand is the maximum (hourly integrated) demand of all customer demands plus losses. The effects of DR resources that are dispatchable and controllable by the system operator, such as utility-controlled water heaters and contractually interruptible customers, are not included in total internal demand. Rather, the effects of dispatchable and controllable DR are included in net internal demand.
Future Transmission Project Categories

- **Under Construction:** Construction of the line has begun.
  - Planned (any of the following):
  - Permits have been approved to proceed

[63] https://wa.aemo.com.au/-/media/Files/Electricity/NEM/Planning_and_Forecasting/NEM_ESOO/2018/2018-Electricity-Statement-of-Opportunities.pdf

- Design is complete
- Needed in order to meet a regulatory requirement

- **Conceptual** (any of the following):
  - A line projected in the transmission plan
  - A line that is required to meet a NERC TPL standard or power-flow model and cannot be categorized as “Under Construction” or “Planned”
  - Other projected lines that do not meet requirements of “Under Construction” or “Planned”

Summary of Planning Reserve Margins and Reference Margin Levels by Assessment Area

Reference Margin Levels for Each Assessment Area (2026–2030)					
Assessment Area	**Reference Margin Level**	**Assessment Area Terminology**	**Requirement?**	**Methodology**	**Reviewing or Approving Body**
MISO	2025-2026 Summer: 8.1% Fall: 14.9% Winter: 19.1% Spring (2027): 26.2%	Planning Reserve Margin	Yes: Established Annually[64]	0.1 day/Year Loss of Load Expectation (LOLE)	MISO
MRO-Manitoba Hydro	12.0%	Reference Margin Level	No	0.1 day/Year LOLE	Reviewed by the Manitoba Public Utilities Board
MRO-SaskPower	15.0%	Reference Margin Level	No	EUE and Deterministic Criteria	SaskPower
MRO-SPP	19.0%	Resource Adequacy Requirement	Yes: studied on Biennial Basis	0.1 day/Year LOLE	SPP Staff, Stakeholders, SPP Regional State Committee.
NPCC-Maritimes	20.0%[65]	Reference Margin Level	No	0.1 day/Year LOLE	Maritimes Sub-areas; NPCC
NPCC-New England	13.0–13.4%	Installed Capacity Requirement	Yes: three year requirement established annually	0.1 day/Year LOLE	ISO-NE, NPCC Criteria
NPCC-New York	15.0%[66]	Installed Reserve Margin	Yes: one year requirement, established annually by NYSRC based on full installed capacity values of resources	0.1 day/Year LOLE	NYSRC, NPCC Criteria
NPCC-Ontario	15.8–22.6%	Reserve Margin Requirement	Yes: established annually for all years	0.1 day/Year LOLE	IESO, NPCC Criteria
NPCC-Québec	11.9–12.2%	Reference Margin Level	No: established Annually	0.1 day/Year LOLE	Hydro-Québec, NPCC Reliability Coordinating Committee
PJM	18.6–26.3%	Installed Reserve Margin	Yes: established Annually for each of three future years	0.1 day/Year LOLE	PJM Board of Managers, ReliabilityFirst BAL-502-RFC-02 Standard
SERC-Central	15.0%[67]	Reference Margin Level	No: NERC-Applied 15%	SERC Performs 0.1 day/Year LOLE	Reviewed by Member Utilities

[64] In MISO, the states can override the MISO PRM.

[65] The 20% RML is used by the individual jurisdictions in the Maritimes area with the exception of Prince Edward Island, which uses a margin of 15%. Accordingly, 20% is applied for the entire area.

[66] The NERC LTRA RML for NY is 15%; however, there is no PRM criteria in New York. Wind, grid-connected solar, and run-of-river totals were derated for this calculation. Additionally, the NYISO uses probabilistic assessments to evaluate its system's resource adequacy against the LOLE resource adequacy criterion of 0.1 days/year. However, New York requires LSEs to procure capacity for their loads equal to their peak demand plus an IRM. The IRM requirement represents a percentage of capacity above peak load forecast and is approved annually by the New York State Reliability Council (NYSRC). NYSRC approved the 2025/2026 IRM at 24.4%. All values in the IRM calculation are based upon full installed capacity (ICAP) MW values of resources, and it is identified based on annual probabilistic assessments and models for the upcoming capability year.

[67] SERC does not provide RMLs or resource requirements for its sub-areas. However, SERC members perform individual assessments to comply with any state requirements.

Reference Margin Levels for Each Assessment Area (2026–2030)					
Assessment Area	**Reference Margin Level**	**Assessment Area Terminology**	**Requirement?**	**Methodology**	**Reviewing or Approving Body**
SERC-East	15.0%[68]	Reference Margin Level	No: NERC-Applied 15%	SERC Performs 0.1 day/Year LOLE	Reviewed by Member Utilities
SERC-Florida Peninsula	15.0%[69]	Reliability Criterion	No: Guideline	0.1 day/Year LOLP	Florida Public Service Commission
SERC-Southeast	15.0%[70]	Reference Margin Level	No: NERC-Applied 15%	SERC Performs 0.1 day/Year LOLE	Reviewed by Member Utilities
Texas RE-ERCOT	13.75%	Target Reserve Margin	No	0.1 day/Year LOLE plus adjustent for non-modeled market considerations	ERCOT Board of Directors
WECC-Alberta	11.6–17.6%	Reference Margin Level	No: Guideline	Based on a conservative .02% threshold	WECC[71]
WECC-Basin	12.3–14.0%	Reference Margin Level	No: Guideline	Based on a conservative .02% threshold	WECC[58]
WECC-British Columbia	11.6–12.1%	Reference Margin Level	No: Guideline	Based on a conservative .02% threshold	WECC[58]
WECC-California[72]	19.2–20.3%	Reference Margin Level	No: Guideline	Based on a conservative .02% threshold	WECC[58]
WECC-Mexico	7.0–9.1%	Reference Margin Level	No: Guideline	Based on a conservative .02% threshold	WECC[58]
WECC-Northwest	15.5–17.8%	Reference Margin Level	No: Guideline	Based on a conservative .02% threshold	WECC[58]
WECC-Rocky Mountain	15.7–17.8%	Reference Margin Level	No: Guideline	Based on a conservative .02% threshold	WECC[58]
WECC-Southwest	12.2–13.7%	Reference Margin Level	No: Guideline	Based on a conservative .02% threshold	WECC[58]

[68] SERC does not provide RMLs or resource requirements for its sub-areas. However, SERC members perform individual assessments to comply with any state requirements.
[69] SERC-FP uses a 15% reference reserve margin as approved by the Florida Public Service Commission for non-IOUs and recognized as a voluntary 20% reserve margin criteria for IOUs; individual utilities may also use additional reliability criteria.
[70] SERC does not provide RMLs or resource requirements for its sub-areas. However, SERC members perform individual assessments to comply with any state requirements.
[71] WECC's RML in this table is for the hour of peak demand. Some hours in the year require a higher reserve margin to meet the 0.02% reliability criteria due to the variability in resource availability and resource performance characteristics.
[72] California is the only state in the Western Interconnection that has a wide-area RML, currently 17.5%: https://www.cpuc.ca.gov/industries-and-topics/electrical-energy/electric-power-procurement/resource-adequacy-homepage,

Recommendations and ERO Actions Summary

In addition to the recommendations in the Executive Summary, NERC recommends continued progress in areas identified previously in NERC's LTRA and other assessment reports. The ERO, industry, vendors/manufacturers, and stakeholders should continue acting on the following recommendations to inform system and operations planning, develop the transmission network, and address resource performance issues attributed to IBR characteristics, cold weather, and fuel supply limitations. The ERO has a range of activities underway to monitor, assess, and reduce long-term BPS reliability risks. The selected ERO activities summarized below will result in new or enhanced Reliability Standards requirements, reliability guidelines, resources, or significant findings and actionable steps for stakeholders to address reliability risks.

LTRA Recommendations and Ongoing ERO Actions

Add new resources with needed reliability attributes and make existing resources more dependable.

1. **Use enhanced resource adequacy and energy risk assessments for determining resource needs:** PRMs are not sufficient for measuring resource adequacy for most areas because VERs and generator fuel supply issues expose additional energy risks. Resource Planners and wholesale markets need to use enhanced modeling that accounts for energy risks, such as all-hours probabilistic assessments. Multi-metric criteria applied to results from probabilistic studies that include load loss, unserved energy, event magnitude, and event duration will support achieving the levels of reliability that are required for modern society.

2. **Address performance deficiencies with existing and future inverter-based resources:** Reliably integrating IBRs onto the grid is paramount, and evidence indicates that the risk of grid vulnerabilities from interconnection practices and IBR performance issues are growing. IBRs include most solar and wind generation as well as new BESS or hybrid generation and account for 85% of the new generation in development for connecting to the BPS. IBRs respond to disturbances and dynamic conditions based on programmed logic and inverter controls. The tripping of BPS-connected solar PV generating units and other control system behavior during grid faults has caused sudden loss of generation resources (over wide areas in some cases). Industry experience with unexpected tripping of BPS-connected solar PV generation units can be traced back to the 2016 Blue Cut fire in California, and similar events have occurred in new geographic areas as recently as the summer of 2023.[73] A common thread with these events is the lack of IBR ride-through capability that causes a minor system disturbance to become a major disturbance. Based on the findings of a recent NERC alert, more ride-through and ERS capabilities can be enabled within existing solar PV resources to improve performance and support the reliable operation of the BPS.[74] Industry adoption of the recommended practices set forth in NERC reliability guidelines and the NERC alert will reduce risks from IBR performance issues to the grid as NERC also develops mandatory Reliability Standards based on those reliability guidelines. It is also critically important for interconnection processes to include accurate modeling and studies requirements.[75] Guided by NERC's comprehensive Inverter-Based Resources Strategy and in response to FERC Order No. 901, the ERO, industry, and manufacturers should take additional steps to ensure that IBRs operate reliably and that the system is planned with due consideration for their characteristics.[76,77]

3. **Improve the performance of the generating fleet in extreme cold temperatures:** The ERO and industry need to complete enhanced requirements for generator cold weather performance to address reliability related findings from the FERC, NERC, and Regional Entity joint staff inquiry into the February 2021 cold weather grid outages.[78] Revisions to Reliability Standard EOP-012-2 will improve the effectiveness of the standard and speed the implementation of corrective actions necessary to address unacceptable freezing issues. Findings of the inquiry into Winter Storm Elliott (December 2022) reinforce the urgency of this effort.[79]

[73] See the ERO's extensive IBR event reporting here: NERC Major Event Reports
[74] The NERC Level 2 alert to gather data from solar PV resource owners and issue recommendations can be found here: *Industry Recommendation: Inverter-Based Resource Performance Issues*.
[75] NERC's comprehensive initiatives to reduce IBR risks are detailed here: IBR Quick Reference Guide
[76] NERC IBR Activities
[77] Order No. 901 Work Plan
[78] *The February 2021 Cold Weather Outages in Texas and the South Central United States | FERC, NERC and Regional Entity Staff Report*
[79] *Inquiry into Bulk-Power System Operations During December 2022 Winter Storm Elliott*

LTRA Recommendations and Ongoing ERO Actions

4. **Mitigate fuel-related risks to electricity generation (fuel assurance):** In addition to serving as base and intermediate-load plants, natural-gas-fired generation has become a necessary balancing resource that enables reliable integration of VERs into the dispatch. As a result, the BES has never been more dependent upon the round-the-clock continuity of just-in-time natural gas delivery. The past two winters have seen interruptions of natural gas delivery to generators that resulted in energy deficiencies. Collaborative assessments involving NERC, the Regional Entities, the National Labs, and natural gas and electric power industry participants are needed to identify natural gas fuel supply needs for reliable operation of the BPS. NERC strongly endorses actions to establish reliability rules for the natural gas infrastructure necessary to support the grid as recommended in the Winter Storm Elliott report. Additionally, as part of future transmission and resource planning studies, planning entities will need to more fully understand how impacts to the natural gas transportation system can impact electricity reliability. The NERC reliability guideline, *Fuel Assurance and Fuel-Related Reliability Risk Analysis for the Bulk Power System,* provides planning guidance.[80]

Initiative	Description	Product/Reliability Solution
Cold Weather Reliability Standards and Activities	Cold weather Reliability Standards adopted by the NERC Board of Trustees in June 2021 went into effect in the United States in 2023. Generator Owners and Generator Operators are required to implement plans for cold weather preparedness and provide cold weather operating parameters to their Reliability Coordinators, Transmission Operators, and BAs for use in operating plans. Additional Reliability Standard requirements were developed by NERC and industry to address further recommendations of the *FERC-NERC-Regional Entity Staff Report—The February 2021 Cold Weather Outages in Texas and the South Central United States* and respond to FERC directives.[81] In September 2025, FERC approved EOP-012-3 with an effective date of October 1, 2025. The revised standard strengthens generator preparedness by providing clearer and more effective requirements. In the approval order, FERC also directed NERC to make information fillings to FERC every two years beginning in October 2026 and continuing through October 2034, to assess the adequacy of the standard's ability to address reliability concerns and inform potential future modifications.	Reliability Standards NERC Alerts Event Analysis Reports Lessons Learned
Inverter-Based Resources Strategy	NERC's IBR strategy includes four key focus areas: Risk Analysis, Interconnection Process Improvements, Sharing Best Practices and Industry Education, and Regulatory Enhancements. The statuses of NERC's extensive activities in each area are described in detail in the *IBR Activities Reference Guide*.[82] NERC has investigated and analyzed IBR performance issues during grid disturbances dating back to 2016. Since that time, NERC and its technical groups have published a range of reliability guidelines for studying, modeling, controlling, and interconnecting IBRs. In partnership with many experts from across the industry, NERC maintains an active campaign of education, awareness, and outreach to support its strategy and reduce IBR performance risks. NERC and the RSTC recognized that Reliability Standard requirements would be needed as part of a comprehensive approach to reliability and undertook a full review of existing standards to identify gaps. Several reliability standards projects were initiated following this review. In October 2023, FERC issued Order No. 991, which provided clear direction for the industry to develop requirements that address reliability gaps related to IBR in data sharing, model validation, planning and operational studies, and performance requirements.	Reliability Standards NERC Alerts Reliability Guidelines Event Analysis Reports Lessons Learned Educational Webinars

[80] Informed by severe weather events of the past two winters, the 2023 triennial review of the NERC reliability guideline, *Fuel Assurance and Fuel-Related Reliability Risk Analysis for the Bulk Power System*, incorporated the *Design Basis for Natural Gas Study* developed by the ERO in 2022. The revised Guideline also identifies as fuel risks requiring evaluation many of the scenarios industry has encountered during recent periods of extreme cold weather and high demand for natural gas. The revised guideline is under review with the Reliability and Security Technical Committee. The approved and revised draft guideline can be found on the RSTC website: NERC Reliability and Security Guidelines

[81] Refer to *Project 2021-07 Extreme Cold Weather Grid Operations, Preparedness, and Coordination* and *Project 2024-03 Revisions to EOP-012-2* on NERC's standards development page. Project 2021-07

[82] IBR Activities

LTRA Recommendations and Ongoing ERO Actions		
	FERC issued an order in 2022 directing NERC to identify and register owners and operators of currently unregistered BPS-connected IBRs.[83] Working closely with industry and stakeholders, NERC is executing a FERC-approved work plan to achieve the identification and registration directive by 2026. Resources are also posted on the Registration page of the NERC website.	
Natural Gas-Electric Interdependence Initiatives	Informed by severe weather events of the past two winters, the 2023 triennial review of the NERC reliability guideline, *Fuel Assurance and Fuel-Related Reliability Risk Analysis for the Bulk Power System*, incorporated the *Design Basis for Natural Gas Study* developed by the ERO in 2022. The revised guideline also identifies the fuel risks encountered by industry during recent periods of extreme cold weather and high demand for natural gas. These natural gas supply risks can inform industry's development of planning scenarios. The revised guideline is under review with the RSTC. Refer to the RSTC-Approved Documents page.[84]	Reliability Guideline
Expand the transmission network to deliver supplies from new resources and locations to serve changing loads. 1. **Develop the transmission network:** ISOs and RTOs should continue looking for opportunities to streamline transmission planning processes and reduce the time required for transmission development. However, addressing the siting and permitting challenges that are the most common cause for delayed transmission projects will require regulators and policymakers at the federal, state, and provincial levels to focus attention and provide support.		
Initiative	**Description**	**Product/Reliability Solution**
***Interregional Transfer Capability Study* (ITCS)**	NERC completed the ITCS required by the Fiscal Responsibility Act of 2023 and filed the final report with FERC on November 19, 2024[85]. The ITCS is the first-of-its-kind assessment of transmission transfer capability under a common set of assumptions. However, the ITCS is not a transmission plan or blueprint. Transmission expansion analysis, resource plans, and other inputs must be considered in effective system planning. The ITCS is designed to provide foundational insights that facilitate stakeholder analysis and actions. Due to the interconnected nature of the BPS, NERC extended the study beyond the congressional mandate to identify and make recommendations for transfer capabilities from the United States to Canada and among Canadian provinces. The Canadian analysis was published in 2025.[86] See **Interregional Transfer Capability Study (ITCS) Canadian Analysis**.	ERO Study and Recommendations

[83] FERC Order Issued November 17, 2022
[84] RSTC Approved Documents
[85] NERC's *Interregional Transfer Capability Study* (ITCS) Final Report
[86] NERC's *Interregional Transfer Capability Study (ITCS) Canadian Analysis* Final Report

LTRA Recommendations and Ongoing ERO Actions

Adapt BPS planning, operations, and resource procurement markets and processes to the realities of a more complex power system.

1. **Use enhanced resource adequacy and energy risk assessments for determining resource needs:** PRMs are not sufficient for measuring resource adequacy for most areas because VERs and generator fuel supply issues expose additional energy risks. Resource Planners and wholesale markets need to use enhanced modeling that accounts for energy risks, such as all-hours probabilistic assessments. Multi-metric approaches to resource adequacy using load loss, unserved energy, and event magnitude and duration criteria and results from probabilistic studies will support achieving the levels of reliability that are required for modern society.

2. **Resource contributions must be accurately represented in resource planning, wholesale electricity markets, and operating models:** Resource Planners and wholesale market designers must use appropriate methods for determining the contribution of resources to meeting demand. Weather-dependent resources, fuel supplies, and demand profiles result in seasonal risks. This can be seen in the increasing winter resource adequacy risks observed in the 2024 ProbA for many traditionally summer-peaking areas. ISO/RTOs can help reduce seasonal risks by implementing seasonal resource adequacy procurement (e.g., spring, summer, fall, winter) based on reserve requirements and resource performance that are tailored to each season. The explosive growth of BESS and hybrid resources seen in most areas requires additional details to be incorporated into operating and planning models, such as state of charge, BESS duration, and BESS operating mode.

3. **Maintain sufficient amounts of flexible resources and essential reliability services:** To maintain load-and-supply balance in real-time with higher penetrations of variable supply and less-predictable demand, dispatchable generators must be available and capable of following changing electricity demand. Retirements of fossil-fired generators are reducing the amounts of dispatchable generation in many areas. As more solar PV and wind generation is added, additional flexible resources are needed to offset these resources' variability, such as supporting solar down ramps when the sun goes down and complementing wind pattern changes. Natural-gas-fired generators and hydro generators have traditionally provided this ERS. Battery resources can provide flexibility during short durations, while new wind and solar PV have minimal assured flexibility. Maintaining ERSs is critically important. Resource Planners and wholesale electricity market operators should ensure resources are procured and made available in the long-range resource portfolio as part of the planning process; markets and other mechanisms need to be in place to deliver weather-ready resources with sufficient energy and ERS capabilities to the operators. [87]

4. **Include energy risks and extreme weather scenarios in resource and system planning:** Industry and regulators need to conduct all-hours analyses for evaluating and establishing resource adequacy and include extreme conditions in integrated resource planning and wholesale market designs. While more sophisticated capabilities for assessing extreme event risk are being developed, scenario planning can be more readily incorporated in resource and system planning. Scenarios should consider the potential effects of wide-area, long-duration extreme weather events, including the impact they can have on natural gas fuel supplies and on the interconnected energy system. NERC and the industry should continue to prioritize completion of new reliability standards supporting energy assurance in operating and planning time horizons, and for the assessment of extreme heat and cold weather events in transmission system planning.

5. **Accommodate the growth of DERs:** Preparing the grid to operate with increasing levels of distributed resources is a priority for most areas. Data sharing, models, and information protocols are needed to support BPS planners and operators. Industry must continue to evaluate potential reliability concerns associated with increasing DER penetration and DER performance and, when necessary, develop reliability standards requirements to address identified gaps. DER aggregators will also play an increasingly important role for BPS reliability in the coming years. ISO/RTOs must consider how the implementation of DER aggregators in the wholesale market will affect BPS planning and operations.[88]

[87] NERC ERS Measure 6 Forward Tech Brief
[88] A comprehensive guide to ERO activities on DERs can be found here: DER Activities

LTRA Recommendations and Ongoing ERO Actions		
Initiative	**Description**	**Product/Reliability Solution**
Energy Assessments Initiatives	NERC conducts seasonal long-term and probabilistic reliability assessments and issues reports like this *2025 LTRA* to advise industry and stakeholders of findings on BPS adequacy, including energy adequacy. In recent years, NERC has enhanced the energy risk analysis in seasonal assessments by incorporating deterministic energy risk scenarios and introducing probability-based assessments. NERC's ProbA uses hourly simulations to examine the ability of resources to meet demand over the entire study year, helping to identify energy risks that could otherwise go unaddressed by peak hour reserve margin resource adequacy analysis. NERC reliability assessments continue to evolve as more sophisticated energy assessment tools, models, and capabilities are developed. The RSTC created the Energy Reliability Assessment Working Group (ERAWG) to support wide adoption of technically sound approaches to energy assessments by BPS planners and operators. Working group projects and activities are described on the ERAWG page.[89] The working group is developing a technical reference document to inform registered entities on approaches and considerations for assessing and reducing the risk of energy shortfalls. New and revised Reliability Standards requirements for BPS planners and operators to address energy risks are in development in Project 2022-03 *Energy Assurance with Energy Constrained Resources.*[90] In other Reliability Standard development work, Project 2023-07 *Transmission System Planning Performance Requirements for Extreme Weather* requirements are being developed that will ensure entities consider extreme heat and cold weather scenarios in BPS planning, including the expected availability of the future resource mix.[91]	Reliability Assessments Reliability Standards
Distributed Energy Resources Strategy	NERC has proactively worked with industry stakeholders to identify BPS reliability risks associated with the increasing DER levels and has initiated actions to support broad awareness and education as well as to provide guidance for industry and enhance Reliability Standards where gaps exist. The statuses of NERC's extensive activities in each area are described in detail in the *DER Activities Reference Guide*.[92]	Reliability Standards Reliability Guidelines Educational Webinars
Strengthen relationships among reliability stakeholders.		
Initiative	**Description**	**Product/Reliability Solution**
Ongoing Strategic Engagements	NERC and the Regional Entities engage in frequent dialogue and conduct outreach with regulators and policymakers at the state/provincial, regional, and federal/national levels.	Constructive Partnerships

[89] ERAWG
[90] Project 2022-03
[91] Project 2023-07
[92] DER Activities

Errata

February 2026

- Resource mix changes: Corrected natural gas, solar, wind, conventional hydro, battery, and total resource capacity for 2025 in Table 16. Corrected the caption of Figure 16 (p. 30).
- WECC British Columbia: Corrected highlights for BC Hydro's most recent 10-year capital plan (p. 144 and 146), corrected the WRAP participation description (p. 145), corrected the DER programs (p. 145), and included a more current drought outlook from October 2025 in the Generation section (p.145)

BEFORE THE UNITED STATES DEPARTMENT OF ENERGY

Federal Power Act Section 202(c)	)
Emergency Order: Midcontinent	)
Independent System Operator	)
(MISO)	)
	)

Exhibit to
Motion to Intervene and Request for Rehearing and Stay of
Public Interest Organizations

Exhibit 154

LTRA Schedule

NERC
NORTH AMERICAN ELECTRIC RELIABILITY CORPORATION

2025 Long-Term Reliability Assessment

Schedule

Date	Milestone
March 10	LTRA Request Materials Posted. (NERC Staff)
April 8-10	**RAS Meeting**
April 16	*ProbA Data and Narrative Request Posted*
June 13	*Preliminary LTRA Data Form* and *Preliminary LTRA Narrative* Due (REs/Assessment Areas)
June 18	Peer Review Comment Period Begins
July 2	Peer Reviews due (Peer Reviewers)
July 8 – 10	**RAS Meeting:** Assessment Area Presentations, Review of Narratives, Discuss Initial Responses to Feedback
July 18	Final LTRA Data Form due (REs/Assessment Areas)
August 1	Final LTRA Narratives and Responses to Peer Review Comments Due. (REs/Assessment Areas)
August 15	ProbA Preliminary Data and Narrative Inputs Due (REs/Assessment Areas)
August 27 – 28	**RAS Meeting:** Peer Review ProbA Preliminary Data and Narrative Inputs (joint meeting with PAWG)
September 8	ProbA Final Data and Narrative Inputs Due (REs/Assessment Areas)
September 10 – 11	**RSTC Meeting:** Status update to RSTC
September 18	**RAS Web Meeting**: Review Draft LTRA
September 22	NERC to send Draft LTRA Report to RSTC and RAS

Date	Milestone
September 22 – October 7	RSTC Review of Draft LTRA Report
October 27 – November 7	NERC Executive Management final review
November 11	Report sent to NERC Board of Trustees
Date TBD	Report Release

Deliverable	Description	Who is responsible	Deadline
LTRA Materials	Package with Narrative Input, Datasheet Template and Instructions	NERC	March 7
Preliminary Data Sheet **Preliminary Narrative**	Completed spreadsheet and word document	Regional Entities/Assessment Areas	June 13
Assessment Area Presentations	PowerPoint Presentation with key highlights from narrative	Regional Entities/Assessment Areas	July 8
Peer Review Comment Matrix	Excel Spreadsheet with comments or questions on narratives	Peer Reviewers and NERC	July 2
Final Data Sheet	• Completed data form spreadsheet	Regional Entities/Assessment Areas	July 18
Final Narrative **Draft LTRA Assessment Text and Bullets per Template**	• Completed Narrative input word document • Completed assessment text and highlights bullets for draft LTRA for each assessment area	Regional Entities/Assessment Areas	August 1
Initial Area Dashboards	Word Document	NERC	August 22
Initial Draft LTRA	Compiled Word/PDF	NERC	September 12

BEFORE THE UNITED STATES DEPARTMENT OF ENERGY

Federal Power Act Section 202(c)	)
Emergency Order: Midcontinent	)
Independent System Operator	)
(MISO)	)
	)

Exhibit to
Motion to Intervene and Request for Rehearing and Stay of
Public Interest Organizations

Exhibit 155

2001 National Energy Policy

National Energy Policy



Report of the
National Energy Policy Development Group

May 2001

Reliable, Affordable, and Environmentally Sound Energy for America's Future

Report of the

National Energy Policy Development Group

"America must have an energy policy that plans for the future, but meets the needs of today. I believe we can develop our natural resources and protect our environment."

— President George W. Bush

For Sale by the Superintendent of Documents, U.S Government Printing Office
Internet: bookstore.gpo.gov Phone: (202) 512-1800 Fax: (202) 512-2250
Mail: Stop SSOP, Washington, DC 20402-0001
ISBN 0-16-050814-2

THE VICE PRESIDENT

WASHINGTON

May 16, 2001

The Honorable George W. Bush
President of the United States
The White House
Washington, D.C. 20500

Dear Mr. President:

On behalf of the National Energy Policy Development Group, I submit for your consideration our National Energy Policy report. As you directed us at the outset of your Administration, we have developed a national energy policy designed to help bring together business, government, local communities and citizens to promote dependable, affordable and environmentally sound energy for the future.

The report reflects the requirements and philosophy you set out for our work. It envisions a comprehensive long-term strategy that uses leading edge technology to produce an integrated energy, environmental and economic policy. To achieve a 21st century quality of life -- enhanced by reliable energy and a clean environment -- we must modernize conservation, modernize our infrastructure, increase our energy supplies, including renewables, accelerate the protection and improvement of our environment, and increase our energy security.

We submit these recommendations with optimism. The tasks ahead are great but achievable. To meet our energy challenge, we must put to good use the resources around us and the talents within us. It summons the best of America and offers a healthier environment, a stronger economy and a brighter future for the American people.

Sincerely,

Dick Cheney

Enclosure

PRINTED ON RECYCLED PAPER

Members of the
National Energy Policy Development Group

DICK CHENEY
The Vice President

COLIN L. POWELL
The Secretary of State

PAUL O'NEILL
The Secretary of the Treasury

GALE NORTON
The Secretary of the Interior

ANN M. VENEMAN
The Secretary of Agriculture

DONALD L. EVANS
The Secretary of Commerce

NORMAN Y. MINETA
The Secretary of Transportation

SPENCER ABRAHAM
The Secretary of Energy

JOE M. ALLBAUGH
The Director of the Federal Emergency Management Agency

CHRISTINE TODD WHITMAN
The Administrator of the Environmental Protection Agency

JOSHUA B. BOLTEN
The Assistant to the President and Deputy Chief of Staff for Policy

MITCHELL E. DANIELS
The Director of the Office of Management and Budget

LAWRENCE B. LINDSEY
The Assistant to the President for Economic Policy

RUBEN BARRALES
Deputy Assistant to the President and Director of Intergovernmental Affairs

Executive Director: Andrew D. Lundquist

Contents

1 Taking Stock
Energy Challenges Facing the United States

2 Striking Home
The Impacts of High Energy Prices on Families, Communities, and Businesses

3 Protecting America's Environment
Sustaining the Nation's Health and Environment

4 Using Energy Wisely
Increasing Energy Conservation and Efficiency

5 Energy for a New Century
Increasing Domestic Energy Supplies

6 Nature's Power
Increasing America's Use of Renewable and Alternative Energy

7 America's Energy Infrastructure
A Comprehensive Delivery System

8 Strengthening Global Alliances
Enhancing National Energy Security and International Relationships

Appendix One
Summary of Report Recommendations

Appendix Two
Glossary

Overview

Reliable, Affordable, and Environmentally Sound Energy for America's Future

In his second week in office, President George W. Bush established the National Energy Policy Development Group, directing it to "develop a national energy policy designed to help the private sector, and, as necessary and appropriate, State and local governments, promote dependable, affordable, and environmentally sound production and distribution of energy for the future." This Overview sets forth the National Energy Policy Development (NEPD) Group's findings and key recommendations for a National Energy Policy.

Figure 1

Growth in U.S. Energy Consumption Is Outpacing Production

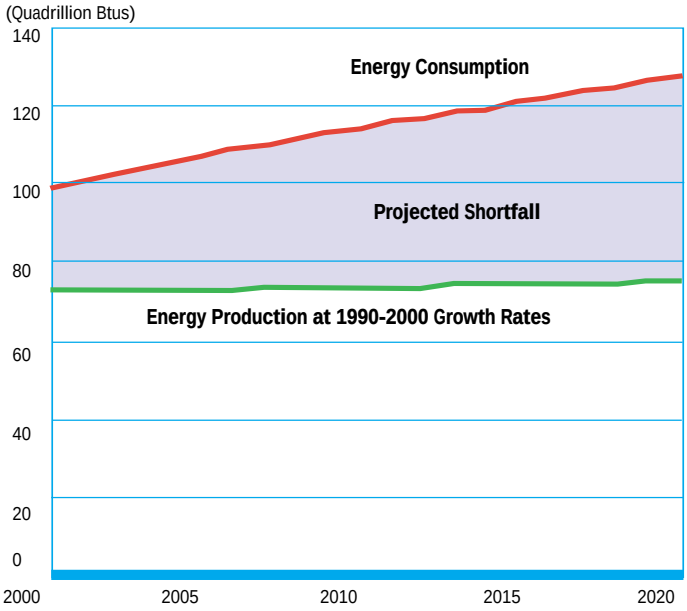

Over the next 20 years, growth in U.S. energy consumption will increasingly outpace U.S. energy production, if production only grows at the rate of the last 10 years.

Sources: Sandia National Laboratories and U.S. Department of Energy, Energy Information Administration.

America in the year 2001 faces the most serious energy shortage since the oil embargoes of the 1970s. The effects are already being felt nationwide. Many families face energy bills two to three times higher than they were a year ago. Millions of Americans find themselves dealing with rolling blackouts or brownouts; some employers must lay off workers or curtail production to absorb the rising cost of energy. Drivers across America are paying higher and higher gasoline prices.

Californians have felt these problems most acutely. California actually began the 1990s with a surplus of electricity generating capacity. Yet despite an economic boom, a rapidly growing population, and a corresponding increase in energy needs, California did not add a single new major electric power plant during the 1990s. The result is a demand for electricity that greatly succeeds the amount available.

A fundamental imbalance between supply and demand defines our nation's energy crisis. As the chart illustrates, if energy production increases at the same rate as during the last decade our projected energy needs will far outstrip expected levels of production.

This imbalance, if allowed to continue, will inevitably undermine our economy, our standard of living, and our national security. But it is not beyond our power to correct. America leads the world in scientific achievement, technical skill, and entrepreneurial drive. Within our country are abundant natural resources, unrivaled technology, and unlimited human creativity. With forward-looking leadership and sensible policies, we can meet our fu-



America's expanding economy, growing population, and rising standard of living will be sustained by our unmatched technological know-how.

ture energy demands and promote energy conservation, and do so in environmentally responsible ways that set a standard for the world.

The Challenge

America's energy challenge begins with our expanding economy, growing population, and rising standard of living. Our prosperity and way of life are sustained by energy use. America has the technological know-how and environmentally sound 21st century technologies needed to meet the principal energy challenges we face: promoting energy conservation, repairing and modernizing our energy infrastructure, and increasing our energy supplies in ways that protect and improve the environment. Meeting each of these challenges is critical to expanding our economy, meeting the needs of a growing population, and raising the American standard of living.

We are already working to meet the first challenge: using energy more wisely. Dramatic technological advances in energy efficiency have enabled us to make great strides in conservation, from the operation of farms and factories to the construction of buildings and automobiles. New technology allows us to go about our lives and work with less cost, less effort, and less burden on the natural environment. While such advances cannot alone solve America's energy problems, they can and will continue to play an important role in our energy future.

The second challenge is to repair and expand our energy infrastructure. Our current, outdated network of electric generators, transmission lines, pipelines, and refineries that convert raw materials into usable fuel has been allowed to deteriorate. Oil pipelines and refining capacity are in need of repair and expansion. Not a single major oil refinery has been built in the United States in nearly a generation, causing the kind of bottlenecks that lead to sudden spikes in the price of gasoline. Natural gas distribution, likewise, is hindered by an aging and inadequate network of pipelines. To match supply and demand will require some 38,000 miles of new gas pipelines, along with 255,000 miles of distribution lines. Similarly, an antiquated and inadequate transmission grid prevents us from routing electricity over long distances and thereby avoiding regional blackouts, such as California's.

"America must have an energy policy that plans for the future, but meets the needs of today. I believe we can develop our natural resources and protect our environment."

— President
George W. Bush

Increasing energy supplies while protecting the environment is the third challenge. Even with successful conservation efforts, America will need more energy.

Renewable and alternative fuels offer hope for America's energy future. But they supply only a small fraction of present energy needs. The day they fulfill the bulk of our needs is still years away. Until that day comes, we must continue meeting the nation's energy requirements by the means available to us.

Estimates indicate that over the next 20 years, U.S. oil consumption will increase by 33 percent, natural gas consumption by well over 50 percent, and demand for electricity will rise by 45 percent. If America's energy production grows at the same rate as it did in the 1990s we will face an ever-increasing gap.

Increases on this scale will require preparation and action today. Yet America has not been bringing on line the necessary supplies and infrastructure.

Extraordinary advances in technology have transformed energy exploration and production. Yet we produce 39 percent less oil today than we did in 1970, leaving us ever more reliant on foreign suppliers. On our present course, America 20 years from now will import nearly two of every three barrels of oil – a condition of increased dependency on foreign powers that do not always have America's interests at heart. Our increasing demand for natural gas – one of the cleanest forms of energy – far exceeds the current rate of production. We should reconsider any regulatory restrictions that do not take technological advances into account.

Figure 2

U.S. Oil Consumption Will Continue to Exceed Production

(Millions of Barrels per Day)

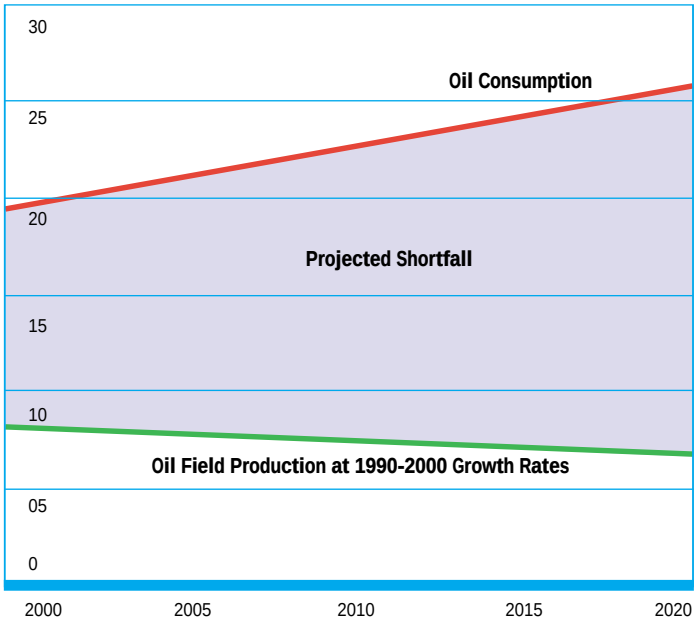

Over the next 20 years, U.S. oil consumption will grow by over 6 million barrels per day. If U.S. oil production follows the same historical pattern of the last 10 years, it will decline by 1.5 million barrels per day. To meet U.S. oil demand, oil and product imports would have to grow by a combined 7.5 million barrels per day. In 2020, U.S. oil production would supply less than 30 percent of U.S. oil needs.

Sources: Sandia National Laboratories and U.S. Department of Energy, Energy Information Administration.

Figure 3

U.S. Natural Gas Consumption Is Outpacing Production

(Trillion Cubic Feet)

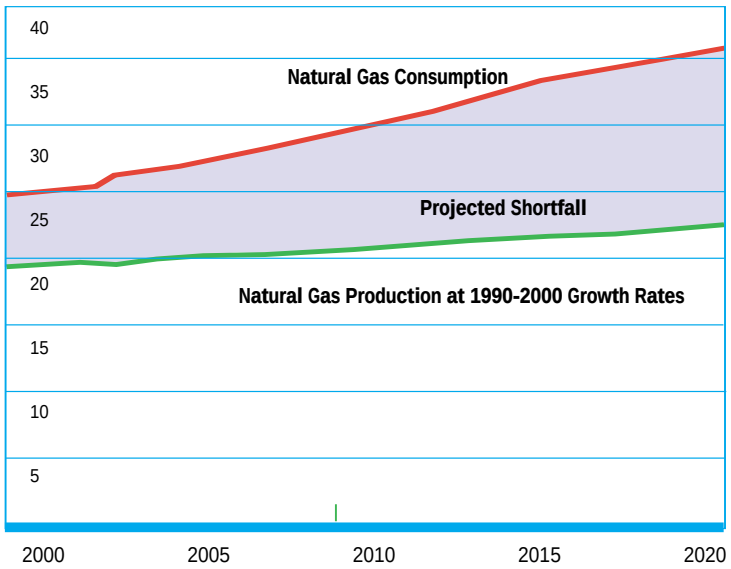

Over the next 20 years, U.S. natural gas consumption will grow by over 50 percent. At the same time, U.S. natural gas production will grow by only 14 percent, if it grows at the rate of the last 10 years.

Sources: Sandia National Laboratories and U.S. Department of Energy, Energy Information Administration.

We have a similar opportunity to increase our supplies of electricity. To meet projected demand over the next two decades, America must have in place between 1,300 and 1,900 new electric plants. Much of this new generation will be fueled by natural gas. However, existing and new technologies offer us the opportunity to expand nuclear generation as well. Nuclear power today accounts for 20 percent of our country's electricity. This power source, which causes no greenhouse gas emissions, can play an expanding part in our energy future.

The recommendations of this report address the energy challenges facing America. Taken together, they offer the thorough and responsible energy plan our nation has long needed.

Components of the National Energy Policy

The National Energy Policy we propose follows three basic principles:

- The Policy is a long-term, comprehensive strategy. Our energy crisis has been years in the making, and will take years to put fully behind us.
- The Policy will advance new, environmentally friendly technologies to increase energy supplies and encourage cleaner, more efficient energy use.
- The Policy seeks to raise the living standards of the American people, recognizing that to do so our country must fully integrate its energy, environmental, and economic policies.

Applying these principles, we urge action to meet five specific national goals. America must modernize conservation, modernize our energy infrastructure, increase energy supplies, accelerate the protection and improvement of the environment, and increase our nation's energy security.

Modernize Conservation

Americans share the goal of energy conservation. The best way of meeting this goal is to increase energy efficiency by applying new technology – raising productivity, reducing waste, and trimming costs. In addition, it holds out great hope for improving the quality of the environment. American families, communities, and businesses all depend upon reliable and affordable energy services for their well being and safety. From transportation to communication, from air conditioning to lighting, energy is critical to nearly everything we do in life and work. Public policy can and should encourage energy conservation.

Over the past three decades, America has made impressive gains in energy efficiency. Today's automobiles, for example, use about 60 percent of the gasoline they

"Here we aim to continue a path of uninterrupted progress in many fields... New technologies are proving that we can save energy without sacrificing our standard of living. And we're going to encourage it in every way possible."

— Vice President
Richard B. Cheney

Figure 4
U.S. Economy is More Energy Efficient (Energy Intensity)
Primary Energy Use

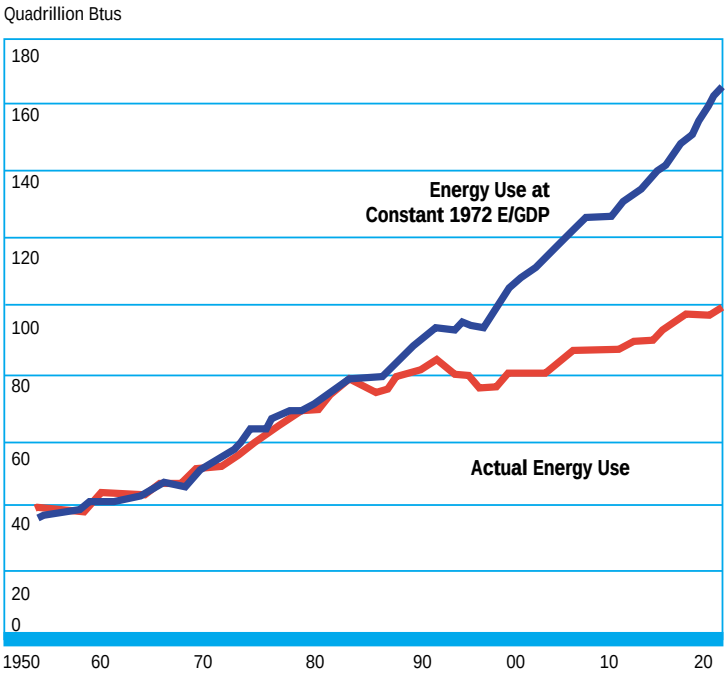

Improvements in energy efficiency since the 1970s have had a major impact in meeting national energy needs relative to new supply. If the intensity of U.S. energy use had remained constant since 1972, consumption would have been about 70 quadrillion Btus (74 percent) higher in 1999 than it actually was.

Source: U.S. Department of Energy, Energy Information Administration.

"For the electricity we need, we must be ambitious. Transmission grids stand in need of repair, upgrading, and expansion. . . . If we put these connections in place, we'll go a long way toward avoiding future blackouts."

— Vice President
Richard B. Cheney

did in 1972, while new refrigerators require just one-third the electricity they did 30 years ago. As a result, since 1973, the U.S. economy has grown by 126 percent, while energy use has increased by only 30 percent. In the 1990s alone, manufacturing output expanded by 41 percent, while industrial electricity consumption grew by only 11 percent. We must build on this progress and strengthen America's commitment to energy efficiency and conservation.

The National Energy Policy builds on our nation's successful track record and will promote further improvements in the productive and efficient use of energy. This report includes recommendations to:

- Direct federal agencies to take appropriate actions to responsibly conserve energy use at their facilities, especially during periods of peak demand in regions where electricity shortages are possible, and to report to the President on actions taken.
- Increase funding for renewable energy and energy efficiency research and development programs that are performance-based and cost-shared.
- Create an income tax credit for the purchase of hybrid and fuel cell vehicles to promote fuel-efficient vehicles.
- Extend the Department of Energy's "Energy Star" efficiency program to include schools, retail buildings, health care facilities, and homes and extend the "Energy Star" labeling program to additional products and appliances.
- Fund the federal government's Intelligent Transportation Systems program, the fuel cell powered transit bus program, and the Clean Buses program.
- Provide a tax incentive and streamline permitting to accelerate the development of clean Combined Heat and Power technology.
- Direct the Secretary of Transportation to review and provide recommendations on establishing Corporate Average Fuel Economy (CAFE) standards with due consideration to the National Academy of Sciences study of CAFE standards to be released in July, 2001.

Modernize Our Energy Infrastructure

The energy we use passes through a vast nationwide network of generating facilities, transmission lines, pipelines, and refineries that converts raw resources into usable fuel and power. That system is deteriorating, and is now strained to capacity.

One reason for this is government regulation, often excessive and redundant. Regulation is needed in such a complex field, but it has become overly burdensome. Regulatory hurdles, delays in issuing permits, and economic uncertainty are limiting investment in new facilities, making our energy markets more vulnerable to transmission bottlenecks, price spikes and supply disruptions. America needs more environmentally-sound energy projects to connect supply sources to growing markets and to deliver energy to homes and business.

To reduce the incidence of electricity blackouts, we must greatly enhance our ability to transmit electric power between geographic regions, that is, sending power to where it is needed from where it is produced. Most of America's transmission lines, substations, and transformers were built when utilities were tightly regulated and provided service only within their assigned regions. The system is simply unequipped for large-scale swapping of power in the highly competitive market of the 21st century.

The National Energy Policy will modernize and expand our energy infrastructure in order to ensure that energy supplies can be safely, reliably, and affordably transported to homes and businesses. This report includes recommendations to:

- Direct agencies to improve pipeline safety and expedite pipeline permitting.
- Issue an Executive Order directing federal agencies to expedite permits and coordinate federal, state, and local actions necessary for energy-related project approvals on a national basis

in an environmentally sound manner, and establish an interagency task force chaired by the Council on Environmental Quality. The task force will ensure that federal agencies set up appropriate mechanisms to coordinate federal, state and local permitting activity in particular regions where increased activity is expected.

- Grant authority to obtain rights-of-way for electricity transmission lines with the goal of creating a reliable national transmission grid. Similar authority already exists for natural gas pipelines and highways.
- Enact comprehensive electricity legislation that promotes competition, encourages new generation, protects consumers, enhances reliability, and promotes renewable energy.
- Implement administrative and regulatory changes to improve the reliability of the interstate transmission system and enact legislation to provide for enforcement of electricity reliability standards.
- Expand the Energy Department's research and development on transmission reliability and superconductivity.

Increase Energy Supplies

A primary goal of the National Energy Policy is to add supply from diverse sources. This means domestic oil, gas, and coal. It also means hydropower and nuclear power. And it means making greater use of non-hydro renewable sources now available.

One aspect of the present crisis is an increased dependence, not only on foreign oil, but on a narrow range of energy options. For example, about 90 percent of all new electricity plants currently under construction will be fueled by natural gas. While natural gas has many advantages, an over-reliance on any one fuel source leaves consumers vulnerable to price spikes and supply disruptions. There are several other fuel sources available that can help meet our needs.

Currently, the U.S. has enough coal to last for another 250 years. Yet very few coal-powered electric plants are now under construction. Research into clean coal technologies may increase the attractiveness of coal as a source for new generation plants.

Nuclear power plants serve millions of American homes and businesses, have a dependable record for safety and efficiency, and discharge no greenhouse gases into the atmosphere. As noted earlier, these facilities currently generate 20 percent of all electricity in America, and more than 40 percent of electricity generated in 10 states in the Northeast, South, and Midwest. Other nations, such as Japan and France, generate a much higher percentage of their electricity from nuclear power. Yet the number of nuclear plants in America is actually projected to decline in coming years, as old plants close and none are built to replace them.

Enormous advances in technology have made oil and natural gas exploration and production both more efficient and more environmentally sound. Better technology means fewer rigs, more accurate drilling, greater resource recovery and envi-

"As a country, we have demanded more and more energy. But we have not brought on line the supplies needed to meet that demand.... We can explore for energy, we can produce energy and use it, and we can do so with a decent regard for the natural environment."

—Vice President
Richard B. Cheney

Figure 5
Fuel Sources for Electricity Generation in 2000

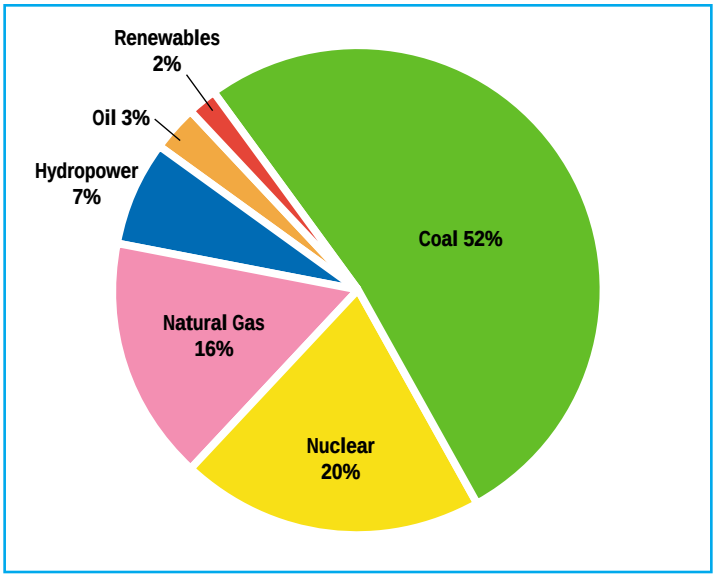

Electricity is a secondary source of energy, generated through the consumption of primary sources. Coal and nuclear energy account for nearly 75 percent of U.S. electricity generation.

Source: U.S. Department of Energy, Energy Information Administration

ronmentally friendly exploration. Drilling pads are 80 percent smaller than a generation ago. High-tech drilling allows us to access supplies five to six miles away from a single compact drilling site, leaving sensitive wetlands and wildlife habitats undisturbed. Yet the current regulatory structure fails to take sufficient account of these extraordinary advances, excessively restricting the environmentally safe production of energy from many known sources.

Our policy will increase and diversify our nation's sources of traditional and alternative fuels in order to furnish families and businesses with reliable and affordable energy, to enhance national security, and to improve the environment. This report includes recommendations to:

- Issue an Executive Order directing all federal agencies to include in any regulatory action that could significantly and adversely affect energy supplies a detailed statement on the energy impact of the proposed action.
- Open a small fraction of the Arctic National Wildlife Refuge to environmentally regulated exploration and production using leading-edge technology. Examine the potential for the regulated increase in oil and natural gas development on other federal lands.
- Earmark $1.2 billion of bid bonuses from the environmentally responsible leasing of ANWR to fund research into alternative and renewable energy resources – including wind, solar, biomass, and geothermal.
- Enact legislation to expand existing alternative fuels tax incentives to include landfills that capture methane gas emissions for electricity generation and to electricity produced from wind and biomass. Extend the number of eligible biomass sources to include forest-related sources, agricultural sources, and certain urban sources.
- Provide $2 billion over 10 years to fund clean coal technology research and a new credit for electricity produced from biomass co-fired with coal.
- Direct federal agencies to streamline the hydropower relicensing process with proper regard given to environmental factors.
- Provide for the safe expansion of nuclear energy by establishing a national repository for nuclear waste, and by streamlining the licensing of nuclear power plants.

Accelerate Protection and Improvement of the Environment

America's commitment to environmental protection runs deep. We are all aware of past excesses in our use of the natural world and its resources. No one wishes to see them repeated. In the 21st century, the ethic of good stewardship is well established in American life and law.

We do not accept the false choice between environmental protection and energy production. An integrated approach to policy can yield a cleaner environment, a stronger economy, and a sufficient supply of energy for our future. The primary reason for that has been steady advances in the technology of locating, producing, and using energy. Since 1970, emissions of key air emissions are down 31 percent. Cars today emit 85 percent less carbon monoxide than 30 years ago. Lead emissions are down 90 percent. Lead levels in ambient air today are 98 percent lower than they were in 1970. America is using more, and polluting less.

One of the factors harming the environment today is the very lack of a comprehensive, long-term national energy policy. States confronting blackouts must take desperate measures, often at the expense of environmental standards, requesting waivers of environmental rules, and delaying the implementation of anti-pollution efforts. Shortfalls in electricity generating capacity and short-sighted policies have blocked construction of new, cleaner plants, leaving no choice but to rely on older, inefficient plants to meet demand. The increased use of emergency power sources, such as diesel generators, results in greater air pollution.

New anti-pollution technologies hold great promise for the environment. The same can be said of 21st century power generators that must soon replace older models; signifi-

"We will insist on protecting and enhancing the environment, showing consideration for the air and natural lands and watersheds of our country."

— Vice President
Richard B. Cheney

cant new resources for land conservation efforts; and continued research into renewable energy sources. All have a place in the National Energy Policy.

The National Energy Policy will build upon our nation's successful track record and will promote further improvements in the productive and efficient use of energy. This report includes recommendations to:

- Enact "multi-pollutant" legislation to establish a flexible, market-based program to significantly reduce and cap emissions of sulfur dioxide, nitrogen oxides, and mercury from electric power generators.
- Increase exports of environmentally friendly, market-ready U.S. technologies that generate a clean environment and increase energy efficiency.
- Establish a new "Royalties Conservation Fund" and earmark royalties from new, clean oil and gas exploration in ANWR to fund land conservation efforts.
- Implement new guidelines to reduce truck idling emissions at truck stops.

Increase Energy Security.

The National Energy Policy seeks to lessen the impact on Americans of energy price volatility and supply uncertainty. Such uncertainty increases as we reduce America's dependence on foreign sources of energy. At the same time, however, we recognize that a significant percentage of our resources will come from overseas. Energy security must be a priority of U.S. trade and foreign policy.

We must look beyond our borders and restore America's credibility with overseas suppliers. In addition, we must build strong relationships with energy-producing nations in our own hemisphere, improving the outlook for trade, investment, and reliable supplies.

Energy security also requires preparing our nation for supply emergencies, and assisting low-income Americans who are most vulnerable in times of supply disruption, price spikes, and extreme weather.

To ensure energy security for our nation and its families, our report includes these recommendations:

- Dedicate new funds to the Low Income Home Energy Assistance Program by funneling a portion of oil and gas royalty payments to LIHEAP when oil and natural gas prices exceed a certain amount.
- Double funding for the Department of Energy's Weatherization Assistance Program, increasing funding by $1.4 billion over 10 years.
- Direct the Federal Emergency Management Administration to prepare for potential energy-related emergencies.
- Support a North American Energy Framework to expand and accelerate cross-border energy investment, oil and gas pipelines, and electricity grid connections by streamlining and expediting permitting procedures with Mexico and Canada. Direct federal agencies to expedite necessary permits for a gas pipeline route from Alaska to the lower 48 states.

Looking Toward the Future

The President's goal of reliable, affordable, and environmentally sound energy supplies will not be reached overnight. It will call forth innovations in science, research, and engineering. It will require time and the best efforts of leaders in both political parties. It will require also that we deal with the facts as they are, meeting serious problems in a serious way. The complacency of the past decade must now give way to swift but well-considered action.

Present trends are not encouraging, but they are not immutable. They are among today's most urgent challenges, and well within our power to overcome. Our country has met many great tests. Some have imposed extreme hardship and sacrifice. Others have demanded only resolve, ingenuity, and clarity of purpose. Such is the case with energy today.

We submit these recommendations with optimism. We believe that the tasks ahead, while great, are achievable. The energy crisis is a call to put to good use the resources around us, and the talents within us. It summons the best of America, and offers the best of rewards – in new jobs, a healthier environment, a stronger economy, and a brighter future for our people.

"The goals of this strategy are clear: to ensure a steady supply of affordable energy for America's homes and businesses and industries."

— President
George W. Bush

Taking Stock

Energy Challenges Facing the United States



The U.S. economy depends on reliable and affordable energy. In the coming months, we face several serious long-term energy challenges: electricity shortages and disruptions in California and the West, dramatic increases in gasoline prices due to record-low inventories, a strained supply system, and continued dependence on foreign suppliers.

America's current energy challenges can be met with rapidly improving technology, dedicated leadership, and a comprehensive approach to our energy needs. Our challenge is clear—we must use technology to reduce demand for energy, repair and maintain our energy infrastructure, and increase energy supply. Today, the United States remains the world's undisputed technological leader; but recent events have demonstrated that we have yet to integrate 21st-century technology into an energy plan that is focused on wise energy use, production, efficiency, and conservation.

Prices today for gasoline, heating oil, and natural gas are dramatically higher than they were only a year ago. In California, homeowners, farmers, and businesses face soaring electricity prices, rolling blackouts, increasing financial turmoil, and an uncertain energy future. Our nation's dependence on foreign sources of oil is at an all-time high and is expected to grow. Current high energy prices and supply shortages are hurting U.S. consumers and businesses, as well as their prospects for continued economic growth.

Our national energy policy must be comprehensive in scope. It must protect our environment. It must also increase our supply of domestic oil, natural gas, coal, nuclear, and renewable energy sources. Our failure over the past several years to modernize our energy infrastructure—the network of transmission lines, gas pipelines, and oil refineries that transports our energy to consumers and converts raw materials into usable fuels—is a result of the lack of careful planning and lack of a comprehensive national energy plan. The United States faces serious energy challenges: electricity shortages and disruptions in California and elsewhere in the West, dramatic increases in gasoline prices due to record-low inventories, a strained supply system, and continued dependence on foreign suppliers. These challenges have developed from years of neglect and can only be addressed with the implementation of sound policy. There are no easy, short-term solutions.

Our increased dependence on foreign oil profoundly illustrates our nation's failure to establish an effective energy policy. Between 1991 and 2000, Americans used 17 percent more energy than in the previous decade, while during that same period, domestic energy production rose by only 2.3 percent. While U.S. production of coal, natural gas, nuclear energy, and renewable energy has increased somewhat in recent years, these increases have been largely offset by declines in domestic oil production. As a result, America has met almost all of its increased energy demand over the past ten years with increased imports.

U.S. energy consumption is projected to increase by about 32 percent by 2020. Unless a comprehensive national energy policy is adopted, Americans will continue to feel the effects of an inadequate electrical transmission grid, a pipeline system stretched to capacity, insufficient domestic energy supply, and a regional imbalance in supply sources. It is important that we meet these challenges with a comprehensive energy plan that takes a long-term approach to meeting our energy needs.

PHILADELPHIA CONVENTION & VISITORS BUREAU



California's Energy Challenge

Recent and looming electricity blackouts in California demonstrate the problem of neglecting energy supply. They also foretell the consequences of failing to implement a long-term energy plan for our nation as a whole. Though weather conditions and design flaws in California's electricity restructuring plan contributed, the California electricity crisis is at heart a supply crisis.

Since 1995, California's peak summer demand for electricity has risen by at least 5,500 megawatts (MW), while in-state generation has failed to keep pace. California's generation shortfall did not stem from a lack of interest in building capacity. Since 1997, power producers filed applications to build an additional 14,000 MW of new capacity in California.

In addition to a lack of new generation, a crucial transmission bottleneck in the middle of the state—called Path 15—prevents power in the south from being shipped to the north during emergencies.

This year, reduced hydropower availability due to low rainfall, higher than expected unplanned plant outages, and the financial problems of California's utilities exacerbated this growing supply–demand imbalance. As a result, California's supply problem turned into a crisis, resulting in soaring electricity bills for homes and businesses and rolling blackouts.

In part due to the interconnected nature of the western electricity grid, California's critical electricity shortages have helped to drive up electricity costs in the West.

Unfortunately, there are no short-term solutions to long-term neglect. It can take new power plants and transmission facilities years to site, permit, and construct. Despite expedited federal permitting, California's emergency efforts to increase new generation by 5,000 MW by July appear to be falling short. Less than 2,000 MW of new generation is expected to be in place by summer. Even with aggressive conservation measures, peak demand this summer is projected to outstrip supply by several thousand megawatts. The California grid operator expects more than 30 days of blackouts.

California officials have warned that the crisis may last several years. Though California's efforts to increase generation may not suffice to prevent blackouts this summer, if continued and strengthened, they promise to limit the duration of the crisis.

Recommendations:

★ The National Energy Policy Development (NEPD) Group recommends that the President issue an Executive Order to direct all federal agencies to include in any regulatory action that could significantly and adversely affect energy supplies, distribution, or use, a detailed statement on (1) the energy impact of the proposed action, (2) any adverse energy effects that cannot be avoided should the proposal be implemented, and (3) alternatives to the proposed action. The agencies would be directed to include this statement in all submissions to the Office of Management and Budget of proposed regulations covered by Executive Order 12866, as well as in all notices of proposed regulations published in the Federal Register.

★ The NEPD Group recommends that the President direct the executive agencies to work closely with Congress to implement the legislative components of a national energy policy.

Conservation and Energy Efficiency

Conservation and energy efficiency are crucial components of a national energy plan. Energy efficiency is the ability to use less energy to produce the same amount of useful work or services. Conservation is closely related and is simply using less energy. Improved energy efficiency and conservation reduces energy consumption and energy costs, while maintaining equivalent service in our homes, offices, factories, and automobiles. Greater energy

efficiency helps the United States reduce energy imports, the likelihood of energy shortages, emissions, and the volatility of energy prices.

Over the last three decades, the United States has significantly improved its energy efficiency by developing and expanding the use of energy efficient technologies. Although our economy has grown by 126 percent since 1973, our energy use has increased by only 30 percent. Had energy use kept pace with economic growth, the nation would have consumed 171 quadrillion British thermal units (Btus) last year instead of 99 quadrillion Btus.

About a third to a half of these savings resulted from shifts in the economy, such as the growth of the service sector. The other half to two-thirds resulted from greater energy efficiency. Technological improvements in energy efficiency allow consumers to enjoy more energy services without commensurate increases in energy demand. The rate at which these efficiency improvements are made varies over time, depending on the extent to which factors—such as energy policies, research and development, prices, and market regulations—encourage the development of new, efficient products and consumer investment in these products. An increased rate of improvement in energy efficiency can have a large impact on energy supply and infrastructure needs, reducing the need for new power plants and other energy resources, along with reduced stress on the energy supply infrastructure.

Load management is the ability to adjust energy loads to reflect immediate supply conditions. In the very short term, direct appeals for conservation can ease strained energy supply markets for a time. Over the longer run, the ability to adjust demand on an as-needed basis can be an important source of energy reserves, resulting in lower energy bills for participating customers.

The impact that improvements in energy efficiency can have on energy supply markets grows over time. Electricity demand is projected to rise by 1.8 percent a year over the next 20 years, requiring the addition of some 393,000 MW of generation capacity. At the same time, energy efficiency is projected to continue to improve between 2000 and 2020. A decrease in demand from 1.8 percent to 1.5 percent would reduce the need for new generating capacity next year by about 2,000 MW. Extending that reduction over the next 20 years would reduce the need for new generation by 60,000 to 66,000 MW.

While this projection shows that conservation can help ensure the United States has adequate energy supplies for the future, it also shows that conservation alone is not the answer. Even with more conservation, the U.S. will need more energy supplies. Today, new technologies offer new opportunities to enhance our energy efficiency. As these technologies gain market acceptance, they will help ensure a reliable and affordable energy and electric power supply for the nation.

Energy Intensity

The energy intensity of the U.S. economy is measured by the amount of energy used to produce a dollar's worth of gross domestic product (GDP). It now takes only about 56 percent of the energy required in 1970 to produce a

Figure 1-1
U.S. Energy Use per Capita and per Dollar of GDP: 1970–1999
(Index: 1970 = 1)

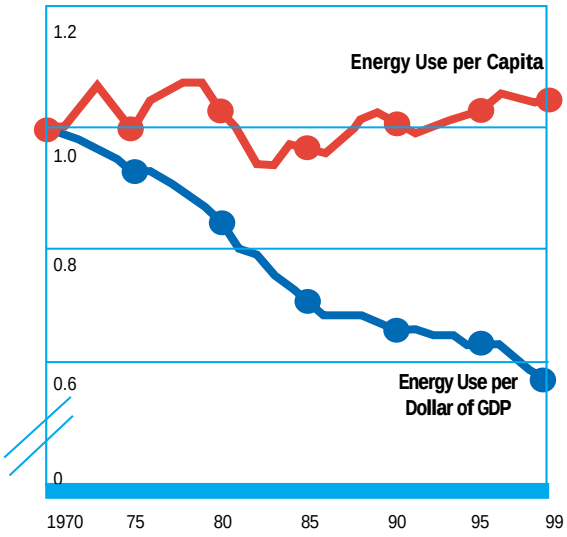

The energy intensity of the U.S. economy is measured by the amount of energy used to produce a dollar's worth of gross domestic product (GDP). By that yardstick, U.S. energy intensity declined significantly between 1970 and 1985, and has continued to decline, albeit at a slower rate.

Source: U.S. Department of Energy, Energy Information Administration.

Measures of Electrical Power

A watt is a measure of the amount of energy that can be produced during a specific period of time.

1 kilowatt (KW)= 1,000 watts
1 megawatt (MW)=1million watts
1 gigawatt (GW)=1 billion watts
1 terawatt (TW)=1 trillion watts

U.S. Energy Efficiency Is Improving

- New home refrigerators now use about one-third less energy than they did in 1972.
- New commercial fluorescent lighting systems use less than half the energy they did during the 1980s.
- Federal buildings now use about 20 percent less energy per square foot since 1985.
- Industrial energy use per unit of output declined by 25 percent from 1980 to 1999.
- The chemical industry's energy use per unit of output has declined by roughly 40 percent in the past 25 years.
- The U.S. government has reduced its energy use in buildings by over 20 percent since 1985.
- The amount of energy required to generate 1 kilowatt-hour of electricity has declined by 10 percent since 1980.

What Causes Transmission Constraints?

When additional electricity flow from one area exceeds a circuit's capacity to carry that flow to another area, the overloaded circuit becomes congested and blocks a steady flow of power. To prevent transmission bottlenecks, system operators curtail transactions between areas or increase generation on the side of the constraint where the electricity is flowing and reduce generation on the opposite side. Transmission constraints result in price differences between regions that exceed differences due to line losses, because electricity can no longer flow freely to the affected area.

dollar of GDP today (Figure 1-1). This reduction is attributable to improved energy efficiency, as well as to structural changes in the economy, particularly the relative decline of energy-intensive industries.

The decline in the nation's energy intensity accelerated between 1999 and 2000, a period when nonenergy-intensive industries experienced rapid growth. Energy intensity is projected to continue to decline through 2020 at an average rate of 1.6 percent a year. This is a slower rate of decline than experienced in the 1970s and early 1980s, which was characterized by high energy prices and a shift to less energy-intensive industries, but is a more rapid rate of decline than experienced on average during the latter part of the 1980s and the 1990s.

Challenges Confronting Electricity Supply

Our nation's electricity supply has failed to keep pace with growing demand. This imbalance is projected to persist into the future. The adverse consequences have manifested themselves most severely in the West, where supply shortages have led to high prices and even blackouts. In other regions, inadequate supply threatens the reliability and affordability of electric power.

Large amounts of new generating capacity are slated for installation around the country from 2001 to 2004. However, there is a geographic mismatch between where we will generate energy and where it is needed. For example, little capacity is being added where it is most needed, such as in California and eastern New York.



A pressing long-term electricity challenge is to build enough new generation and transmission capacity to meet projected growth in demand.

Electricity supply conditions in the Southeast are expected to be tight in the summer of 2001, much as they have been the previous two years. The Northeast may also face supply shortages. If the temperatures of the summer of 2000 had been normal rather than unseasonably cool, New York and New England would most likely have experienced electricity supply shortfalls and price spikes. Critical supply problems could arise if the weather in the summer of 2001 is unusually warm or if plant outages rise above average levels.

Our nation's most pressing long-term electricity challenge is to build enough new generation and transmission capacity to meet projected growth in demand. Across the country, we are seeing the same signs that California faced in the mid-1990s: significant economic regulatory uncertainty, which can result in inadequate supply. This level of uncertainty can vary across the country, depending on state and local regulations. Of the approximately 43,000 MW of new generating capacity that power companies planned in 1994 for construction from 1995 to 1999, only about 18,000 MW were actually built. Although plans have been announced to build more capacity than the country will need over the next five to seven years, this new construction assumes market and regulatory conditions that are not yet assured. Over the next twenty years, the United States will need 1,300 to 1,900 new power plants, which is the equivalent of 60 to 90 new power plants a year (Figure 1-2).

But even with adequate generating capacity, we do not have the infrastructure to ensure reliable supply of electricity. Investment in new transmission capacity has failed to keep pace with growth in demand and with changes in the industry's structure. Since 1989, electricity sales to consumers have increased by 2.1 percent annually, yet transmission capacity has increased by only 0.8 percent annually. As electricity markets become more regional, transmission constraints are impeding the movement of electricity both within and between regions.

The price spikes in the Midwest in the summer of 1998 were in part caused by trans-

Figure 1-2
The U.S. Needs More Power Plants

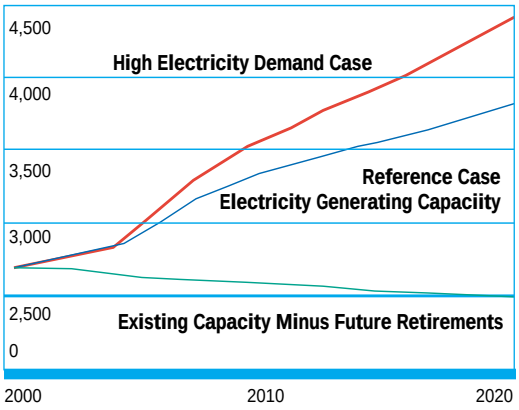

The nation is going to require significant new generation capacity in the next two decades. Depending on demand, the United States will need to build between 1,300 and 1,900 new power plants—or about one new power plant a week.

Source: U.S. Department of Energy, Energy Information Administration.

mission constraints, which limited the region's ability to import electricity from other regions at a time of high demand. Transmission bottlenecks contributed to the blackouts in California over the past year, and have been a persistent cause of price spikes in New York City during peak demand. Constraints on New England's ability to import low-cost power from Canada could raise electricity prices during periods of high demand.

Electricity is a secondary source of energy, generated through the consumption of primary sources (Figure 1-3). The largest source of U.S. electricity generation is coal, followed by nuclear energy, natural gas, hydropower, oil, and non-hydropower renewable energy.

Coal

Coal is America's most abundant fuel source. The United States has a 250-year supply of coal. Over 1 billion tons of coal were produced in 25 states in 2000. About 99.7 percent of U.S. coal production is consumed domestically, with electricity generation accounting for about 90 percent of coal consumption.

After peaking in 1982, coal prices have generally declined. This trend is projected to continue through 2020, reflecting an expanding shift into lower-cost western coal production and substantial increases in productivity. While coal is expected to remain the dominant fuel in meeting increasing U.S. electricity demand through 2020, energy policy goals must be carefully integrated with environmental policy goals. The Clean Air Act Amendments of 1990 and related state regulations require electricity generators to reduce emissions of sulfur dioxide and nitrogen oxide.

Nuclear Energy

Nuclear energy is the second-largest source (20 percent) of U.S. electricity generation. Nuclear power is used exclusively to generate electricity. Nuclear power has none of the emissions associated with coal and gas power plants, including nitrogen oxides, sulfur dioxide, mercury and carbon dioxide. Costs of electricity generation by nuclear plants compare favorably with the costs of generation by other sources.

While the number of nuclear plants has declined due to retirements, nuclear electricity generation has steadily increased in recent years. Several factors have created a more favorable environment for nuclear energy: safe, standardized plant designs; an improved licensing process; effective safety oversight by the Nuclear Regulatory Commission (NRC); the advent of new technologies; and uncertain, volatile natural gas prices. This more favorable environment has resulted in increased re-licensing of nuclear plants and the consolidation of several plants in the hands of fewer, more experienced operators.

Figure 1-3
Fuel Sources for Electricity Generation in 2000

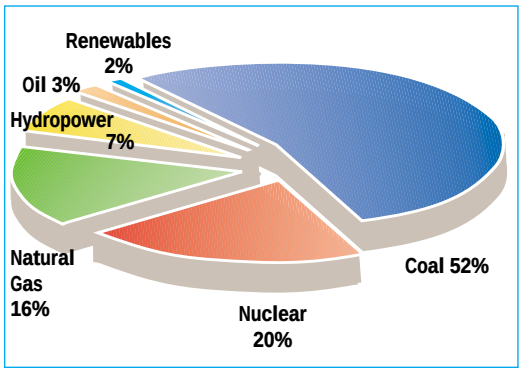

Electricity is a secondary source of energy, generated through the consumption of primary sources. Coal and nuclear energy account for over 70 percent of U.S. electricity generation.

Source: U.S. Department of Energy, Energy Information Administration.



Many Americans received high heating bills this winter as a result of sharp increases in natural gas prices.

The nuclear industry is closely regulated by the NRC, which provides oversight of the operation and maintenance of these plants. This oversight includes a comprehensive inspection program that focuses on the most significant potential risks of plant operations, and features full-time resident inspectors at each plant, as well as regional inspectors with specialized expertise. In addition to rigorous inspection criteria, the installation of new design features, improvements in operating experience, nuclear safety research, and operator training have all contributed to the nuclear industry's strong safety record.

An important challenge to the use of nuclear energy is the issue of safe and timely long-term storage of spent nuclear fuel and high- and low-level radioactive waste. Currently, no plans exist to construct any new nuclear plants. However, due to more favorable conditions, the decline in nuclear energy generation has not been as rapid as was predicted only a few years ago, as evidenced by increased re-licensing.

Natural Gas

Natural gas is the third-largest source of U.S. electricity generation, accounting for 16 percent of generation in 2000. Under existing policy, natural gas generating capacity is expected to constitute about 90 percent of the projected increase in electricity generation between 1999 and 2020. Electricity generated by natural gas is expected to grow to 33 percent in 2020—a growth driven by electricity restructuring and the economics of natural gas power plants. Lower capital costs, shorter construction lead times, higher efficiencies, and lower emissions give gas an advantage over coal and other fuels for new generation in most regions of the country.

However, natural gas is not just an electricity source. It is used in many different ways, including as vehicle fuel, as industrial fuel, and in our homes. In addition, natural gas is used as a feedstock during the manufacturing process of such products as chemicals, rubber, apparel, furniture, paper, clay, glass, and other petroleum and coal products. Overall, natural gas accounts for 24 percent of total U.S. energy consumed and for all purposes 27 percent of domestic energy produced.

Eighty-five percent of total U.S. natural gas consumption is produced domestically. The import share of consumption rose from 5 percent in 1987 to 15 percent in 2000, and net imports have comprised more than 50 percent of the growth in gas demand since 1990. Canada, with very large gas supplies and easy pipeline access to the lower 48 states, accounts for nearly all U.S. natural gas imports. Unlike oil, almost all natural gas is produced and sold within the same region. Therefore, prices are determined by regional, rather than global, markets.

In 2000, natural gas prices moved

sharply higher after fifteen years of generally flat prices. Futures prices surged by 320 percent in 2000 to an all-time high of $9.98 per million Btus in late December 2000—nearly five times higher than the $2.05 per million Btu average from 1991 to 1999. While prices have declined since the beginning of 2001, they remain much higher than recent levels.

Between 2000 and 2020, U.S. natural gas demand is projected by the Energy Information Administration to increse by more than 50 percent, from 22.8 to 34.7 trillion cubic feet. Others, such as Cambridge Energy Research Associates, expect gas consumption to increase by about 37 percent over that period. Growth is projected in all sectors—industrial, commercial, residential, transportation, and electric generation. More than half of the increase in overall gas consumption will result from rising demand for electricity generation.

Although high natural gas prices have negative effects on consumers, businesses, industries, and the economy as a whole, they also promote more rapid development and adoption of new energy efficient technologies, investment in distribution systems, and greater investment in exploration and development. Although these market responses do not occur rapidly enough to prevent near-term price spikes, over time, they help to hold down prices.

As a result of the sharp increase in natural gas prices, many consumers received historically high utility bills this winter. The price spike has had a particularly severe impact on low-income consumers who use natural gas for heating. In recent months, 5 million consumers have applied for federal and state assistance to pay their heating bills—an increase of 1 million consumers over last year.

The projected rise in domestic natural gas production—from 19.3 trillion cubic feet in 2000 to 29.0 trillion cubic feet in 2020—may not be high enough to meet projected demand. In the near term, incremental production of natural gas is expected to come primarily from unconventional sources in the Rocky Mountain, Gulf Coast, and mid-continent regions; the North Slope of Alaska; and the offshore Gulf of Mexico. Onshore federal lands currently contribute about 10 percent of U.S. production, and federal offshore production contributes about 26 percent.

The most significant long-term challenge relating to natural gas is whether adequate supplies can be provided to meet sharply increased projected demand at reasonable prices. If supplies are not adequate, the high natural gas prices experienced over the past year could become a continuing problem, with consequent impacts on electricity prices, home heating bills, and the cost of industrial production. These concerns will redouble if policy decisions sharply reduce electricity generation by any other source, since it is doubtful that natural gas electricity generation could expand to the extent necessary to compensate for that loss of generation.

To meet this long-term challenge, the United States not only needs to boost production, but also must ensure that the natural gas pipeline network is expanded to the extent necessary. For example, although natural gas electricity generation in New England is projected to increase by 16,000 MW through 2000, bottlenecks may block the transmission of necessary supplies. Unless pipeline constraints are eliminated, they will contribute to supply shortages and high prices, and will impede growth in electricity generation.

Hydropower

Hydropower is the fourth-largest source of U.S. electricity generation, accounting for about 7 percent of total generation in 2000. In some regions of the country, such as the Northwest and New York, hydropower makes a much bigger contribution to electricity generation. Although the United States is second only to Canada in hydropower generation, hydropower generation has remained relatively flat in the United States for years.

Hydropower has significant environmental benefits. It is a form of low-cost electricity generation that produces no emissions, and it will continue to be an important source of U.S. energy for the future. Given the potential impacts on fish and wildlife, however, it is important to ef-



Hydropower is the fourth-largest source of U.S. electricity generation. The most significant challenge confronting this source of energy is regulatory uncertainty regarding the federal licensing process.

ficiently and effectively integrate national interests in both natural resource preservation and environmental protection with energy needs.

There are two categories of hydropower projects in the United States: (1) those operated by federal electric utilities, such as the federal power marketing administrations (Bonneville, Western, Southwestern, and Southeastern); and (2) the approximately 2,600 non-federal hydropower dams licensed or exempted by the Federal Energy Regulatory Commission (FERC). The federal utilities have large hydropower systems operated by the Bureau of Reclamation and Army Corps of Engineers, and play an important role meeting electricity demand, especially in the Northwest and the West. Hydropower projects operate with multiple purposes, such as electricity generation, flood control, navigation, and irrigation.

Although most potential for hydropower has already been developed, there is some undeveloped hydropower capacity in the United States. Much of this capacity could be expanded without constructing a new dam.

The most significant challenge confronting hydropower is regulatory uncertainty regarding the federal licensing process. The process is long and burdensome, and decision-making authority is spread across a range of federal and state agencies charged with promoting different public policy goals. Reforms can improve the hydropower licensing process, ensuring better public participation, ensuring that effective fish and wildlife conditions are adopted, and providing interagency resolution before conflicting mandatory license conditions are presented. The licensing process needs both administrative and legislative reforms. In addition, FERC should be encouraged to adopt appropriate deadlines for its own actions during the process.

Oil

Oil accounts for approximately 3 percent of electricity generation. Oil is used as a primary source to fire electricity generation plants in some regions. Specifically, oil is an important source of electricity in Hawaii, Florida, and some northeastern states. Oil can also be used an additional source of fuel for electricity generation in plants that can use either natural gas or oil. However, electricity generation from oil is projected to decline to about one-half of one percent of total electricity generation by 2020.

Renewable Energy: A Growing Resource

Renewable energy technologies tap natural flows of energy—such as water, wind, solar, geological, and biomass sources—to produce electricity, fuels, and heat. Non-hydropower renewable electricity generation is projected to grow at a faster rate

than all other generation sources, except natural gas. These sources of energy are continuously renewable, can be very clean, are domestically produced, and can generate income for farmers, landowners, and others. Although its production costs generally remain higher than other sources, renewable energy has not experienced the price volatility of other energy resources.

Non-hydropower renewable energy sources currently account for only about 4 percent of total energy consumption and 2 percent of total electricity generation. The sources of non-hydropower renewable electricity generation are biomass (the direct combustion of plant matter and organic residues, such as municipal solid waste use); geothermal (use of naturally occurring steam and hot water); wind; and solar. Biomass and geothermal account for most renewable electricity generation.

The most important long-term challenge facing renewable energy remains economic. Renewable energy costs are often greater than those of other energy sources. However, these costs have declined sharply in recent years, due to improved technology. If this trend continues, renewable energy growth will accelerate. By 2020, non-hydropower renewable energy is expected to account for 2.8 percent of total electricity generation.

Transportation Energy Needs

Oil is the nation's largest source of primary energy, serving almost 40 percent of U.S. energy needs. In 2000, the United States consumed an average of 19.5 million barrels of oil every day. Transportation fuels account for about two-thirds of our oil consumption, and the industrial sector for 25 percent. Residential and commercial uses, such as heating oil and propane—important fuels in the Northeast and Midwest—account for most of the rest.

The share of oil in U.S. energy supply has declined since the early 1970s, the result of growth in other fuels, particularly coal and nuclear. Per capita oil consumption, which reached a peak in 1978, has fallen by 20 percent from that level (Figure 1-4).

Figure 1-4
U.S. Per Capita Oil Consumption: 1970–2000

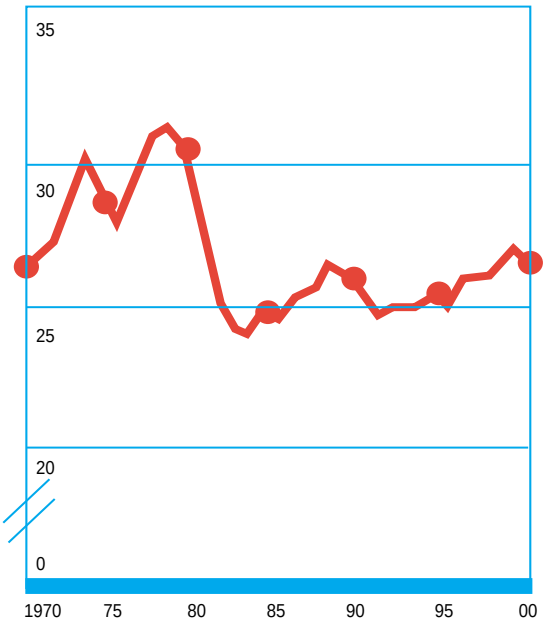

Per capita oil consumption reached a peak in 1978 of 31 barrels. it has fallen by 20 percent since then to 26 barrels per capita.

Source: U.S. Department of Energy, Energy Information Administration

Renewable energy technologies tap natural flows of energy to produce electricity, fuels, and heat.

U.S. Department of Energy, National Renewable Energy Laboratory



Figure 1-5
Dependence on Foreign Sources of Oil

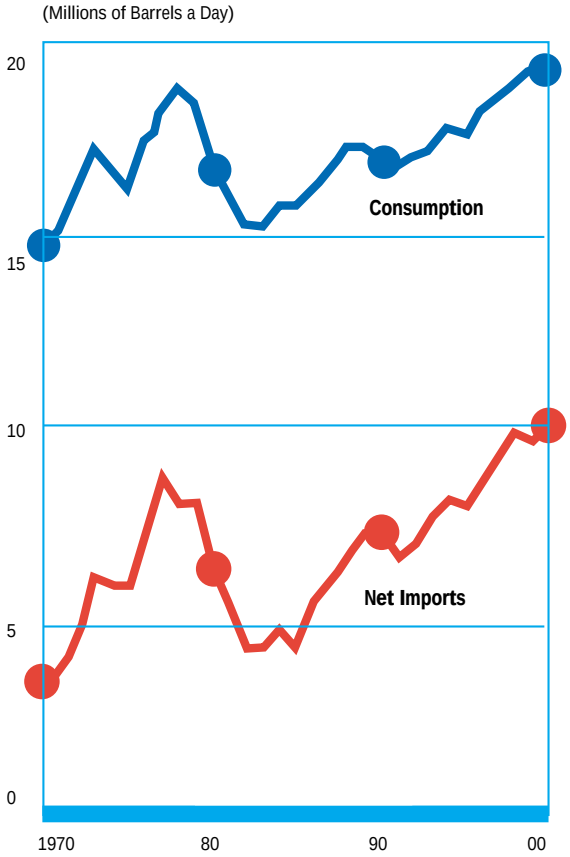

U.S. dependence on oil imports is a serious long-term challenge. The economic security of our nation and our trading partners will remain closely tied to global oil market developments.

Source: U.S. Department of Energy, Energy Information Administration.

In 2020, oil is projected to account for roughly the same share of U.S. energy consumption as it does today.

The United States has been a net importer of energy since the 1950s, and U.S. dependence on imports has grown sharply since 1985 (Figure 1-5). Today, oil accounts for 89 percent of net U.S. energy imports. Net oil imports account for most of the rise in energy imports since the mid-1980s, and have grown from about 4.3 million barrels per day (bpd) in 1985 to 10 million bpd in 2000.

World oil prices have been marked by notable price volatility over the past several years. For example, the average initial purchase price of crude oil rose from $8.03 a barrel in December 1998 to $30.30 a barrel in November 2000. Spot prices rose even higher. This dramatic price swing was the product of several events. A series of production cuts by the Organization of Petroleum Exporting Countries (OPEC) in 1998 and 1999 sharply curtailed global oil supplies. At the same time, rebounding demand for oil in Asia following roughly two years of economic weakness, and rapid economic growth in the United States boosted oil consumption and squeezed supplies even further. By September 2000, oil prices peaked as markets faced limited supply of crude and petroleum products



U.S. Department of Transportation

Domestic oil supply cannot be increased unless several access and infrastructure challenges are addressed. For example, U.S. refining and pipeline capacity has not kept pace with increasing demand for petroleum products.

ahead of the winter season, when demand is typically higher. In December 2000, oil prices fell after the market absorbed the impact of a series of OPEC production increases.

This recent price volatility illustrates the effect of intermittent market power exerted by cartel behavior in a global petroleum market. Moreover, prices are set in a market where supply is geographically concentrated. Almost two-thirds of world proven reserves are in the Middle East. Elsewhere, Central and South America account for 9 percent; Africa, 7 percent; North America, 5 percent; Eastern Europe and the former Soviet Union, 5 percent; the rest of Asia, 4 percent; and Western Europe, 2 percent. OPEC's huge oil reserves and production capacity and its periodic efforts to influence prices add to volatility in the market.

Oil prices are expected to remain high through 2002, affecting the cost of transportation, heating, electricity generation, and industrial production. High oil prices mean high prices for petroleum products, such as gasoline, diesel fuel, heating oil, propane, and jet fuel. The summer 2001 base case average gasoline price from the Department of Energy *Short-Term Energy Outlook* is $1.49 per gallon. However, prices have risen more rapidly than anticipated since the report's release, and a much higher summer average in the range of $1.50 to $1.65 per gallon is likely. Some areas have already experienced gasoline prices above $2.00 per gallon. Gasoline inventories going into the driving season are projected to be lower than last year, which could set the stage for regional supply problems that once again create significant price volatility in gasoline markets.



Because the United States is a mature oil-producing region, production costs are often higher than in foreign countries.

Price Volatility in Gasoline Markets

During the early summer of 2000, low inventories set the stage for a gasoline price run-up in the Midwest. Several pipeline and refinery problems sent marketers scrambling for limited supplies of both reformulated gasoline (RFG) and conventional gasoline, driving prices up rapidly. In Chicago, the spot price for blend stock for RFG, excluding ethanol, doubled in about six weeks, from 83 cents per gallon on April 25 to $1.65 on June 7. Spot prices then fell back over the next five weeks to 84 cents on July 12 as extra supply began arriving. Retail regular-grade RFG prices in the Midwest rose from $1.47 on April 24 to just over $2.00 per gallon on June 19, before falling back to $1.43 by July 24, showing the typical tendency of

retail prices to lag spot price changes.

Refiners face additional challenges as a result of various state and local clean fuel requirements for distinct gasoline blends ("boutique fuels"). These different requirements sometimes make it difficult, if not impossible, to draw on gasoline supplies from nearby areas or states to meet local needs when the normal supply is disrupted.

In 2000, very low inventories of gasoline and other refined products on the U.S. East and Gulf coasts increased the market's susceptibility to external shocks, such as operating problems in refineries or pipelines, or short-term surges in demand. Last winter, heating oil prices were at near-record levels. During 2000, the federal government reduced the vulnerability of the Northeast to heating oil shortages, such as those experienced in January 2000, by creating a 2-million-barrel heating oil reserve in New Jersey and Connecticut.

Because the United States is a mature oil-producing region, production costs are often higher than in foreign countries, particularly OPEC countries. In addition, access to promising domestic oil reserves is limited. U.S. oil production in the lower 48 states reached its peak in 1970 at 9.4 million bpd. A surge in Alaskan North Slope oil production beginning in the late 1970s helped postpone the decline in overall U.S. production, but Alaska's production peaked in 1988 at 2 million bpd, and fell to 1 million bpd by 2000. By then, U.S. total oil output had fallen to 5.8 million bpd, 39 percent below its peak.

By 2020, U.S. oil production is projected to decline from 5.8 to 5.1 million bpd under current policy. However, oil consumption is expected to rise to 25.8 million bpd by 2020, primarily due to growth in consumption of transportation fuels. Given existing law, production from offshore sources, particularly the Gulf of Mexico, is predicted to play an increasingly important role in the future, accounting for a projected high of 40 percent of domestic oil production by 2010, up from 27 percent today. Technological advances can mitigate the decline in U.S. oil production by enhancing recovery from domestic oil reserves and lowering production costs.

Our projected growing dependence on oil imports is a serious long-term challenge. U.S. economic security and that of our trading partners will remain closely tied to global oil market developments. Without a change in current policy, the share of U.S. oil demand met by net imports is projected to increase from 52 percent in 2000 to 64 percent in 2020. By 2020, the oil for nearly two of every three gallons of our gasoline and heating oil could come from foreign countries. The sources of this imported oil have changed considerably over the last thirty years, with more of our imports coming from the Western Hemisphere. Despite progress in diversifying our oil suppliers over the past two decades, the U.S. and global economies remain vulnerable to a major disruption of oil supplies.

The Strategic Petroleum Reserve (SPR), the federal government's major tool for responding to oil supply disruptions, has not kept pace with the growth in imports. The number of days of net oil import protection provided by the Reserve declined from 83 days of imports in 1992 to 54 days of imports today. Net domestic oil imports have increased significantly since 1992, while the SPR's oil inventory actually decreased.

Domestic oil supply cannot be increased unless several access and infrastructure challenges are addressed. U.S. refining and pipeline capacity has not kept pace with increasing demand for petroleum products. Unless changes take place, the net effect will likely be increased imports, regionally tight markets, and circumstances in which prices for gasoline, heating oil, and other products rise independently of oil prices.

Greater price volatility for gasoline, diesel fuel, heating oil, propane, and jet fuel is likely to become a larger problem over time, unless additional refining capacity and expanded distribution infrastructure can be developed at the same time cleaner products are required. Increasing domestic oil production and reducing demand, particularly for transportation fuels, will re-

quire adoption of a comprehensive national energy policy.

Alternative Transportation Fuels

Development of alternative fuels such as ethanol and other biofuels (liquid fuels derived from organic matter, such as crops), natural gas, and electricity, can help diversify the transportation sector that is so reliant on oil.

Ethanol, a biofuel based on starch crops such as corn, is already making a significant contribution to U.S. energy security, displacing more oil than any other alternative fuel. Other biofuels, such as biodiesel, which can be made from soybean, canola oils, animal fats, and vegetable oils, are making an increasingly important contribution

The success of the federal alternative fuels program has been limited, however. The program focuses on mandating that certain fleet operators purchase alternative fueled vehicles. The hope was that this vehicle purchase mandate would lead to expanded use of alternative fuels. That expectation has not been realized, since most fleet operators purchase dual-fueled vehicles that operate on petroleum motor fuels. Reforms to the federal alternative fuels program could promote alternative fuels use, such as expanding the development of an alternative fuels infrastructure.

Summary of Recommendations

Taking Stock: Energy Challenges Facing the United States

★ The NEPD Group recommends that the President issue an Executive Order to direct all federal agencies to include in any regulatory action that could significantly and adversely affect energy supplies, distribution, or use, a detailed statement on: (1) the energy impact of the proposed action, (2) any adverse energy effects that cannot be avoided should the proposal be implemented, and (3) alternatives to the proposed action. The agencies would be directed to include this statement in all submissions to the Office of Management and Budget of proposed regulations covered by Executive Order 12866, as well as in all notices of proposed regulations published in the Federal Register.

★ The NEPD Group recommends that the President direct the executive agencies to work closely with Congress to implement the legislative components of a national energy policy.

★ The NEPD Group recommends to the President that the NEPD Group continue to work and meet on the implementation of the National Energy Policy, and to explore other ways to advance dependable, affordable, and environmentally responsible production and distribution of energy.

Note: All recommendations in this report are subject to execution in accordance with applicable law. Legislation would be sought where needed. Also, any recommendations that involve foreign countries would be executed in accordance with the customs of international relations, including appropriate diplomatic consultation.

Regional U.S. Energy Challenges

Midwest

Energy consumption in the Midwest is dominated by the industrial sector, the sector with the fastest-growing consumption rate through 2020. The transportation sector has the second-fastest consumption growth rate through 2020. States are affected by higher prices for natural gas, propane, and gasoline, and they expect gasoline price spikes this summer. Electricity supplies in some parts of the region may be tight during peak summer demand. High energy prices will drive up farm operating costs, particularly for fertilizer, irrigation, grain drying, and fuel for tractors.

Illinois consumers are reeling from high heating and cooling costs. Landlords are forced to pass on these costs in the form of higher rents. Farmers face low commodity prices, high fuel costs, and dramatically higher fertilizer costs. A key refinery is closing in part because of the cost of meeting cleaner-burning gasoline requirements.

Minnesota's residential electricity use has increased due to population growth and a healthy economy.

Iowa imports over 90 percent of its energy. Farmers are paying twice the 1999 price of fertilizer because of higher prices for natural gas, which is a major component in the fertilizer production.

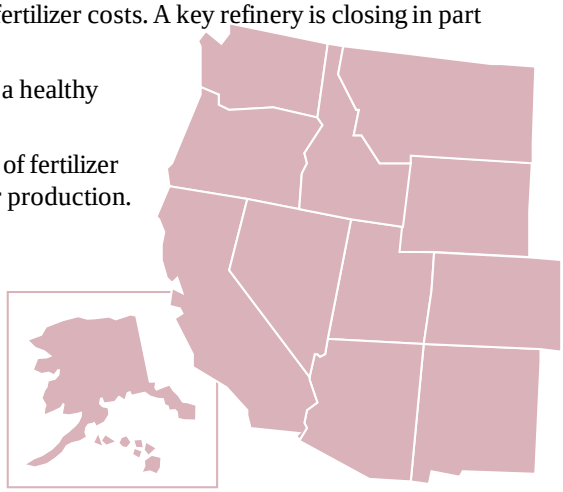

West

Energy consumption in the West is dominated by the transportation sector, which is followed closely by the industrial sector. The region's drought emergency is exacerbating an already challenging energy picture. California is likely to experience more severe electricity blackouts this summer. The Pacific Northwest faces a major shortage of hydropower generation due to low water levels. Electricity prices will remain high in the West until more supply is added. Gasoline could be in short supply this summer in California and other states.

California's energy consumption has grown by about 7 percent a year, while production has remained flat. The point has been reached where demand is occasionally exceeding supply, which has caused rolling blackouts. The situation is likely to worsen this summer when demand will peak.

Oregon's lowest snow pack in history will result in the most severe short-term electricity problem in decades. The state will face high spot market prices and reports the highest gasoline prices in the country.

Washington businesses are closing down or cutting back on production. Electricity costs of $400 per unit compared to $35 a year ago contributed to the closure of a major paper plant employing 800 employees.

Colorado small business are suffering as well. A 169 percent jump in natural gas prices in one year may force small businesses to close.

Idaho utilities are offering to pay their irrigation customers to not farm portions of their fields to reduce electricity demand and make that saved power available for other local customers. The low snow pack has reduced water in river systems needed for hydropower generation.

Hawaii's geographic isolation contributes to its many energy issues, such as importing 100 percent of its energy, its disproportionately high consumption of jet fuel and heavy reliance on tourism, and its dependence on imported oil for over 90 percent of its primary energy, the majority from sources in the Asia-Pacific region. Electricity is produced mainly from oil, including residuals and distillates from refineries and coal. Because the Islands' electric grids are not interconnected, electric utilities must operate with high reserve margins.

Nevada is covered in large part by federal lands that require federal approval for permitting new transmission and generation facilities. The permitting process can be protracted and cumbersome, despite efforts by federal agencies to streamline and coordinate. The desert climate requires both heating and cooling, the cost of which can be burdensome. While the desert climate is also conducive to geothermal, wind, and solar technologies, additional work is needed to make these technologies economically competitive.

NORTHEAST

Energy consumption in the Northeast is dominated by the transportation sector. Forecasts developed by the Energy Information Administration indicate that the transportation sector will also remain the dominant sector with the fastest-growing consumption rate through 2020. Northeast states' energy challenges include reducing vehicle pollution and interstate transport of power plant emissions. Heavy dependence on heating oil results in disproportionate impacts during cycles of high prices. Energy supplies in the region are limited by electric transmission and gas pipeline bottlenecks.

New York is rushing to complete 11 small natural gas turbines to avoid blackouts in New York City this summer, where customers pay market prices.

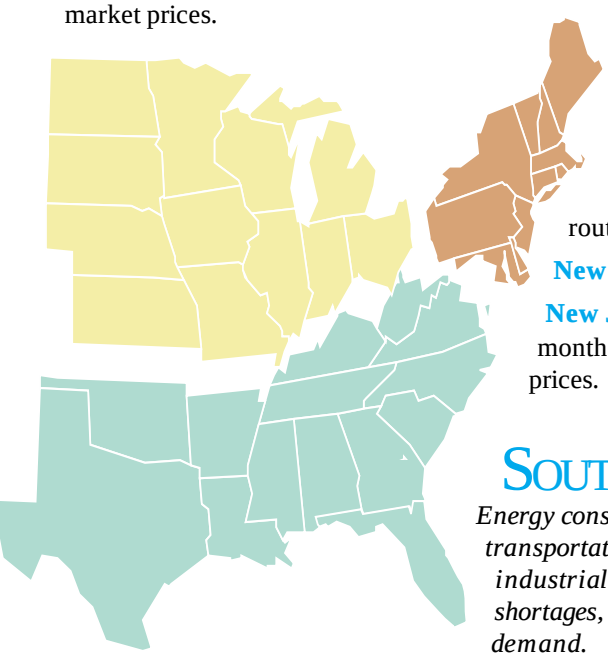

Delaware needs upgraded transmission lines to handle increasing loads. Traditional distributed generation using diesel generators may address these shortfalls, but could raise environmental problems.

Connecticut expects no power shortages this summer, but brownouts are possible if there is a prolonged spike in energy use while power plants are shut down for routine maintenance.

New Hampshire must conserve power on hot days to avoid summer blackouts.

New Jersey regulators have had to allow utilities to raise natural gas rates by 2 percent a month through July 2001 to make up for money lost during the winter due to high fuel prices.

SOUTH

Energy consumption in the South is dominated by the industrial sector, followed by the transportation sector. The transportation sector, however, is expected to grow faster than the industrial sector through 2020. While no state in the region anticipates summer power shortages, electricity supplies in parts of the region may be tight during peak summer demand.

Arkansas' costs of natural gas and propane have doubled and then tripled, contributing to employee layoffs.

Oklahoma's second-largest industry is the oil and gas industry. The volatility of oil and gas markets can severely affect Oklahomans and the state's economy.

Striking Home

The Impacts of High Energy Prices on Families, Communities, and Businesses

American families, communities, and businesses all depend on reliable and affordable energy for their health, safety, and livelihood. Energy is a critical component of nearly everything that affects our daily lives, from transportation to communication, from food production to medical services, and from air conditioning to heating. Americans expect these services to enhance our lives, and are keenly aware that each additional, unanticipated energy expense is a decrease in funds available for other needs.

Recommendation:

★ The NEPD Group recommends that the President direct the Secretary of Energy to explore potential opportunities to develop educational programs related to energy development and use. This should include possible legislation to create public education awareness programs about energy. Such programs should be long-term in nature, should be funded and managed by the respective energy industries, and should include information on energy's compatibility with a clean environment.

Figure 2-1

Income Spent on Energy

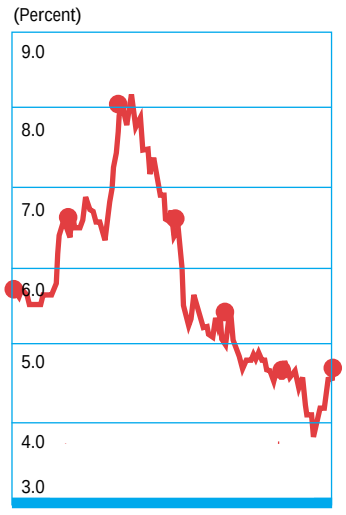

Until recently, the share of disposable household income spent on energy steadily declined, falling to a low of 3.8 percent at the end of 1998. Higher prices for oil and other energy products and record cold temperatures in late 2000 bumped this share up to 4.8 percent in the fourth quarter.

Note: Plotted quarterly through the fourth quarter of 2000.

Source: U.S. Department of Commerce, Bureau of Economic Analysis.

Impacts of High Energy Prices on the Daily Lives of Americans

Many American families and businesses have already felt the strain of rising prices and unreliable energy supplies. Every time energy prices rise, American families have fewer dollars available to meet their needs. Low-income households, energy-intensive industries, and farmers generally find it difficult to make rapid adjustments to energy price increases.

Rising oil prices act like a tax by foreign oil exporters on Americans. Changing energy prices impose economic costs, such as forcing plants to change schedules, replace machinery, or even shut down. These costs can eventually impact economic growth. So far, increased capital investment by domestic energy producers has offset only a small part of the dampening effects of higher energy costs on consumer spending.

Families

Energy bills for the 74 million middle-class American households consist primarily of home and transportation related expenses. Heating and cooling expenses represent about 40 percent of household energy costs. Other energy expenses include costs for lighting, hot water, appliances, and transportation.

For almost twenty years, the share of household income that Americans spent on their energy needs steadily declined. However, between 1998 and the end of last year, family spending on energy rose by more than 26 percent, from 3.8 to 4.8 percent of after-tax income (Figure 2-1).

Last winter, heating bills for many families tripled. Roughly 50 percent of American families heat their homes with natural gas. Because the last two months of 2000 were particularly cold in some parts of the country, heating bills increased significantly relative to the previous winter. Last winter, average natural gas heating costs in the Midwest increased by 73 percent, from $540 to $933. New Englanders' heating bills rose by 27 percent, from $760 to $967.





Higher energy prices have forced some energy-intensive manufacturing industries to halt or scale back production and lay off workers.

Many working households can usually accommodate such increases in energy by cutting back on other needs. However, low-income households often have more difficult choices to make. Energy costs for an average low-income household could total 14 percent of family income during the winter of 2000–01, up from about 11 percent for the previous winter. In contrast, energy costs typically represent only about 4 percent of a middle-class family's household budget.

The Low Income Home Energy Assistance Program (LIHEAP) is a federal block grant program that helps low-income consumers pay their energy bills. Last winter, 1.2 million more American families applied for LIHEAP assistance to pay their heating bills, bringing the total close to 5 million American families—up by 26 percent over last year's 3.9 million applicants. As many as 3.6 million families in eighteen states and the District of Columbia risk being unable to pay their bills and having their energy cut off because of the effects of rapidly increasing energy costs.

Recommendations:

★ The NEPD Group recommends that the President take steps to mitigate impacts of high energy costs on low-income consumers. These steps would include:

- Strengthening the Low Income Home Energy Assistance Pro gram by making $1.7 billion available annually. This is an increase of $300 million over the regular FY 2001 appropriation.
- Directing the Secretaries of Interior and Health and Human Services to propose legislation to bolster LIHEAP funding by using a portion of oil and gas royalty payments.
- Redirecting royalties above a set trigger price to LIHEAP, whenever crude oil and natural gas prices exceed that trigger price, as determined by the responsible agencies.

★ The NEPD Group recommends that the President increase funding for the Weatherization Assistance Program by $1.2 billion over ten years. This will roughly double the spending during that period on weatherization. Consistent with that commitment, the FY 2002 Budget includes a $120 million increase over 2001. The Department of Energy will have the option of using a portion of those funds to test improved implementation approaches for the weatherization program.

★ The NEPD Group recommends that the President support legislation to allow funds dedicated for the Weatherization and State Energy Programs to be transferred to LIHEAP if the Department of Energy deems it appropriate.

The low-income elderly are particularly vulnerable to disruptions in energy supply. If they keep their homes at a reasonable temperature, the high cost of electricity may make it difficult for them to pay their higher electricity bills. This could further result in an elimination of service. Another summer of very hot weather and high energy bills could cause serious health problems for some Americans, particularly those sensitive to high temperatures.

The Department of Energy's Weatherization Assistance Program has reduced the heating and cooling costs of low-income households by weatherizing more than 5 million homes since its inception in 1976. The President has requested $1.2 billion in additional funding for this program over ten years, roughly double the current level of spending. Consistent with that commitment, the 2002 budget will include a $120 million increase over 2001.

The Department of Energy's Weatherization Assistance Program

The energy burden on low-income households, as a proportion of income, is four times greater than for other American households. The Weatherization Program provides grant funding for a network of all states and some 970 local weatherization agencies to provide insulation, duct system improvements, furnace upgrades, and other cost-effective, energy-saving improvements based on the energy needs of each home weatherized. Currently, each dollar spent on home weatherization generates $2.10 worth of energy savings over the life of the home; with additional economic, environmental, health, and safety benefits associated with the installations and resulting home improvements. Typical savings in heating bills, for a natural gas heated home, grew from about 18 percent in 1989 to 33 percent today.

Businesses

For businesses, higher energy prices and disruptions in energy supply may increase inflation and reduce profits, production, investment, and employment. The im-

pact of higher energy prices takes two forms: the higher costs of paying for the energy to run the business, and the higher costs when raw fuel sources are used in manufacturing.

In some energy-intensive industries, rising energy prices have had a significant effect on product prices and operations. For instance, while nonenergy producer prices at the intermediate stage of processing have risen by only 3.6 percent since December 1998, prices of industrial materials and plastic resins, which use petroleum inputs, are up 14 and 23 percent, respectively. DuPont, the leading U.S. producer of plastics, chemicals, and fibers derived from oil and natural gas, faced an increase of $1.3 billion in raw material costs last year, the largest increase in the industry in a decade. The company expects further disruptions this year due to high energy costs.

The Federal Reserve has reported that businesses have experienced higher energy costs for a number of months, but have been unable to pass these increases on to customers due to intense foreign and domestic competition and slowing demand. On March 7, 2001, the Federal Reserve reported that businesses across the country experienced higher fuel and other energy costs in February 2001, but most businesses were unwilling or unable to pass these costs on to consumers.

This absorption of much of the higher costs of energy has deteriorated the profit margins of many businesses. About one-quarter of the increase in total unit costs of nonfinancial, nonenergy corporations in the final quarter of last year reflected a rise in energy costs. A more moderate pace of consumer spending, due in part to higher energy prices (natural gas in particular) also contributed to the margin squeeze. The reduction in businesses' purchasing power has also constrained outlays for plants and equipment and most likely intensified the slowdown in business investment that occurred in the last half of 2000.

Energy-intensive manufacturing industries are very sensitive to changes in energy prices, and adjust their production accordingly. Some companies have been forced to halt or scale back production and lay off workers. Others have deemed it more profitable to sell their energy than to produce their products. In the Pacific Northwest, Georgia-Pacific's paper mill closed down and laid off 800 workers until diesel generators could be installed. In recent months, the company's average power costs soared from $1.2 million to $10 million.

For other industries, such as computer-driven service industries, energy is not an important component of the total cost. However, many such businesses require a high-quality, reliable source of power. Even a brief loss of power can impose significant costs on high-technology firms.

Energy supply disruptions also impose costs on firms when products or prod-



Disruptions in the supply of energy impose hardships on businesses when products or product inputs are damaged or destroyed, or when production runs are interrupted.



Many companies have been unable to pass higher energy costs on to their customers, which has sharply reduced their profit margins.



Farmers have been hit especially hard by higher fuel and oil prices, which accounted for over a third of the rise in the cost of running their farms.

uct inputs are damaged or destroyed, or when production runs are interrupted. For example, a survey of small businesses conducted by the National Federation of Independent Business in February, 2001, found that more than half of the firms surveyed that had experienced blackouts this year in California were forced to reduce or shut down business operations altogether during the blackouts. About one-third lost sales, almost 21 percent said materials were damaged or destroyed, and nearly 40 percent had to absorb wage costs for work that was not completed.

For businesses that seek to mitigate energy price volatility, an important factor is access to derivatives markets. Both exchange-traded futures and over-the-counter derivative contracts allow firms to substantially reduce their exposure to changes in energy prices. A wide variety of highly liquid futures contracts on energy products such as oil, natural gas, and electricity allow energy users and market participants to reduce or add financial exposure to energy prices. More sophisticated and customizable products are available in the over-the-counter derivative markets. As these markets become increasingly liquid and efficient, more firms will take advantage of these products, reducing the economy's sensitivity to shifts in energy prices. However, most small businesses currently lack the resources or sophistication to take advantage of these products, and will therefore remain vulnerable to rising energy costs. The U.S. government should continue to support the development of efficient derivatives markets.

Figure 2-2

Farmers Are Being Squeezed by Energy Prices

(Index: 1990–92 = 100)

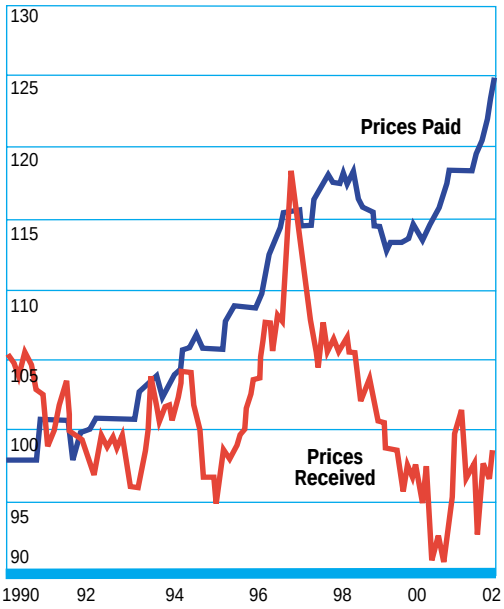

Costs for fuel, fertilizer, and electricity have boosted total prices paid by farmers, while prices farmers receive for their products have remained weak.

Note: Prices paid are for goods, services, interest, taxes, and wages; prices received are for all farm products.

Source: U.S. Department of Agriculture.

Agriculture

Farmers need ample, affordable energy to run their machinery and equipment. Today, farm production costs are rising sharply, while farm income remains low. Increasing oil prices and interest rates, along with higher prices for other production inputs (including hired labor), boosted farmers' production expenses by 4 percent, or $7.6 billion, in 2000. The rise in farm production expenses has occurred at a time of continued weakness in the prices farmers receive for their products (Figure 2-2).

Higher fuel and oil prices accounted for over one-third of the increase in farm

Figure 2-3

Farm Costs Are Increasing

(Index: December 1979 = 100)

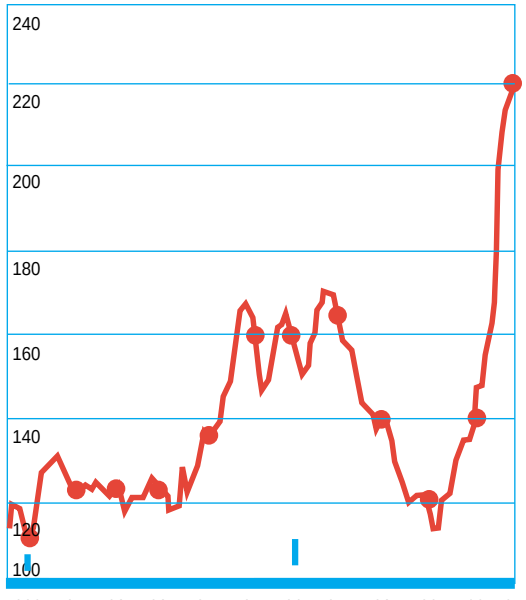

Rising energy prices had a significant effect on product prices in some industries that are heavily dependent on energy inputs. The most dramatic example is the 90 percent increase in the price of nitrogenous fertilizer since December 1998.

Source: U.S. Department of Labor.

production costs. Retail diesel prices this past winter were $1.60 a gallon, compared to about $1.40 a year ago and only $1.00 two years ago. Propane prices were over $1.60 a gallon this winter, compared to $1.10 a year ago. And, natural gas prices hit $10.00 per million Btus in January, after averaging about $2.50 for most of 1998–99. Although natural gas prices have declined, they remain much higher than earlier levels.

Natural gas is an important component of farm production costs. For example, it is used to dry grain, heat farm buildings, and run food-processing equipment. Heating costs for poultry producers soared last winter, sharply reducing earnings.

Natural gas also is a major component in the production of fertilizers, pesticides, and other farm chemicals. It accounts for 70 to 90 percent of the cost of producing anhydrous ammonia, a key source of nitrogen fertilizer. Surging natural gas prices have boosted the price of nitrogenous fertilizer by 90 percent since 1998 (Figure 2-3). During last December and January, several nitrogen production plants shut down, and capacity utilization fell to 50 percent. Anhydrous ammonia recently sold for $330 a ton in the Midwest, compared to $210 a ton for all of 2000 and $160 to $170 a ton at the start of 2000.

Depending on the region of the country and type of farming enterprises, energy-related expenses range from 10 to 30 percent of operating costs for producing major crops. Farm operating costs are highest where fertilizer use is heaviest and natural gas is used for irrigation pumps, such as wheat, cotton, and corn farms in the West and southwestern plains states. Costs are high for greenhouse and nursery crops that use natural gas for heating. Perishable crops also face problems, as energy costs in processing are markedly higher.

Most of California's 9.5 million irrigated acres use electricity to pump water. In addition to higher bills, California farmers will likly face rolling blackouts this summer, which may disrupt farming and processing operations. Low stream flows in the West this year may lead to more pumping of ground water, which will add to irrigation costs in the West. As a result, the costs of California's agricultural products may rise significantly.

In 2001, farmers' total cash production expenses are forecast to increase by an additional $1.5 billion to a record $179.5 billion.

Farm production costs are rising sharply, while farmers' incomes remain low. Depending on the region of the country and type of farming enterprises, energy-related expenses range from 10 to 30 percent of operating costs for producing major crops



Even though total planted acreage is expected to fall this year, higher natural gas prices will raise expenses for nitrogen fertilizer. At the same time, net cash farm income is projected to decline from $56.4 billion in 2000 to under $51 billion in 2001, as production expenses continue to rise.

Taken together, fertilizer, fuel, and electricity costs for farmers are forecast to reach $24 billion for 2001, up by about 28 percent from $18.7 billion in 1999. This increase is about 9 percent of U.S. net cash farm income, and that share could be much higher for many individual commodities.

Transportation

The transportation sector accounts for nearly 30 percent of total U.S. energy consumption. The major transportation fuel sources are petroleum-based gasoline and diesel, jet, and marine-mode bunker fuels. Natural gas pipelines are used for product distribution, and electricity is the primary source of power for rail transit and liquid pipeline transmission and distribution.

During 2000, oil prices surged to a nine-year high, and gasoline prices skyrocketed. On average, fuel prices rose by 30 to 40 cents a gallon from 1999 prices, resulting in sharp increases for most modes of transportation, with nearly a 60 percent increase in railroad diesel fuel prices.

Figure 2-4
Transportation Costs Are on the Rise

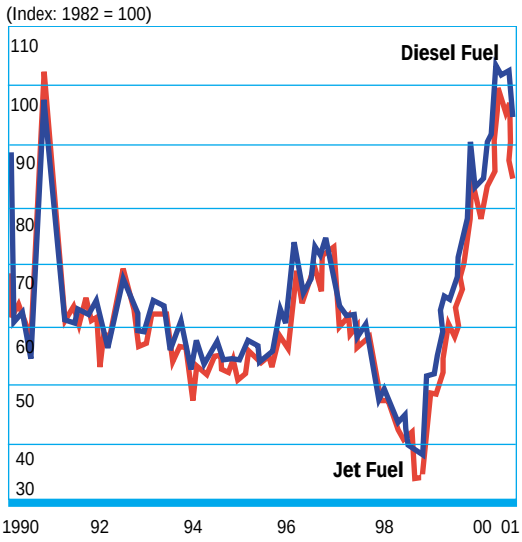

The recent 140 percent rise in producer prices for intermediate diesel and airline fuels has affected the price of passenger and freight transport.

Note: Plotted through February 2001.
Source: U.S. Department of Labor.



A recent study by a San Francisco Bay business group concluded that blackouts could cost California as much as $16 billion annually, and $5 billion in the Bay area alone.

Price spikes have hit the travel and trucking industries particularly hard and have led to the closure of some operations. Trucking bankruptcies are currently at an all-time high. Over 3,500 motor carrier operations failed in 2000, a dramatic increase over the previous record high of 2,700 motor carrier failures in 1997. Producer prices for intermediate diesel fuel and aviation fuel each rose by about 140 percent from a low in December 1998, affecting passenger and freight transport in the highway, airline, rail, and other transportation sectors (Figure 2-4).

For most transport operations, energy-related expenses were 7 to 14 percent of total operating costs in 1998–99. This share was expected to jump to 10 to 25 percent in 2000. Excluding private auto travel, U.S. passenger and freight operations in 1999 generated about $600 billion in annual revenue and paid approximately $60 billion for fuel and power. If the volume stayed the same in 2000, the various increases in fuel costs for each mode of transportation would yield a fuel bill of

about $80 billion—an increase of one-third over the prior year's bill.

Economic Impacts of California's Energy Crunch

In California, 43 percent of small businesses surveyed in February, 2001, said the power problem had dimmed their views about California as an attractive place for doing business. When asked whether they agreed with the statement, "The electricity problem has forced me to take concrete steps exploring the possibility of moving my business out of California," 18.3 percent of small business respondents said they either agreed or strongly agreed with the statement. More than 31 percent said they will probably or definitely cut back on planned business investment, and almost 20 percent are exploring a move to another state. Half of these small businesses concluded that blackouts would reduce their earnings.

The Silicon Valley Manufacturing Group recently estimated that its nearly 200 members lost over $100 million dollars because of one day of rolling blackouts in June 2000. Countless more millions of dollars have been lost by interruptible commercial power users. Fontana-based California Steel Industries estimates it lost $2.4 million in a single day after its interruptible power was cut off twice for a total of about 12 hours. A recent study by a San Francisco Bay business group concluded that blackouts could cost California as much as $16 billion annually, and $5 billion in the Bay area alone.

The example of California's utilities illustrates the potentially severe negative effects on companies whose business is highly sensitive to energy prices. In this instance, rising energy costs coupled with an inability to pass those costs along to customers has created a sharp increase in short-term liabilities. Pacific Gas & Electric has been forced to file for bankruptcy as a result, and Southern California Edison, while avoiding bankruptcy for the time being, has seen its access to credit markets disappear and the value of its financial assets plummet. Resulting concerns about solvency have led to a withdrawal of bank-lending facilities and supplier credit.

The situation in California is of particular concern because of the major role the state plays in the regional and national economies. California's economy is equivalent to about 13 percent of U.S. gross domestic product (GDP), and it has accounted for an even larger share of U.S. GDP growth in recent years. Some businesses and consumers have been affected by production losses, lost wages, and higher energy bills resulting from rolling blackouts and higher natural gas prices.

The power supply crunch in California and the West could affect the region's economy, as energy supply uncertainty could reduce investment in the region. California's troubles could also spill over to the national economy:

- California accounted for 11 percent of U.S. manufacturing output in 1998. Sectors in other regions that rely on those products, or that supply inputs to California manufacturers, may share any pain caused by the energy squeeze.
- Disruptions to California's economy could have negative impacts on our international trade. California accounts for over 16 percent of total U.S. commodity exports; nearly 25 percent of industrial equipment and computers, electronics, and instruments exports; and over 15 percent of farm commodity and food product exports.
- The credit problems of the California utilities have boosted commercial paper rates for all lower-rated borrowers, and liquidity in the commercial paper market has fallen. This will push some firms to seek other sources of financing, which can be more costly than commercial paper.

American consumers and businesses are best served when markets function freely. Free markets allow prices to reflect changes in demand and supply, and avoid subsidies, price caps, and other constraints.

Improvements in Energy Efficiency Can Help

Improved energy efficiency strengthens energy security. The 42 percent decline in the intensity of U.S. energy use since the energy crisis in 1973 reflects a combination of technological advances, conservation ef-



The Silicon Valley Manufacturing Group recently estimated that its nearly 200 members lost over $100 million dollars because of only one day of rolling blackouts in California.

Figure 2-5
Conservation Through Higher Efficiency
Energy Consumption per Dollar of Real GDP

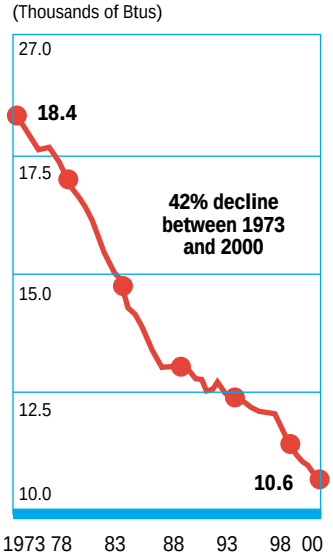

Energy intensity is the amount of energy used to produce a dollar's worth of gross domestic product (GDP). As a result of the 42 percent decline in energy intensity since the first energy crisis in 1973, the U.S. economy is far better prepared to day than it was in the 1970s to ad just to energy price or supply shocks.

Note: Real GDP in 1996 chained dollars.
Source: U.S. Department of Energy, Energy Information Administration.

forts, regulatory action, market response, and a shift toward a service economy (Figure 2-5). Our improvements in energy efficiency have prevented our current energy problems from becoming worse.

The macroeconomic effects of a substantial rise in energy prices take two forms. First, to the extent that energy resources are imported, more U.S. dollars must be sent abroad to finance energy consumption, thus reducing funds available for investing in our own country. Second, higher prices cause dislocations among certain sectors of the economy, which could ultimately feed through to lower GDP growth and higher inflation.

Reliance on Foreign Energy

Between 1973 and 2000, U.S. dependence on foreign oil rose from about 35 percent to more than 52 percent of U.S. consumption (Figure 2-6). During the same period, the import share of natural gas consumption climbed from less than 5 percent to more than 15 percent and continues to rise.

Figure 2-6
Dependence on Oil Imports Is Rising
(Millions of Barrels per Day)

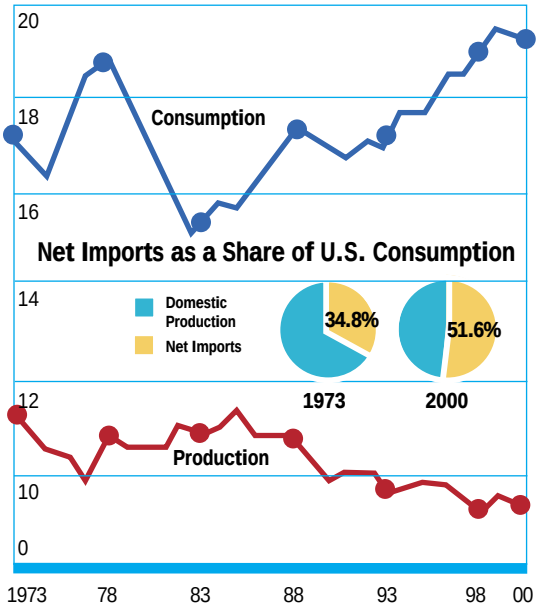

Over the past few decades, U.S. consumption of oil and petroleum products has increasingly outpaced domestic production. Today the United States imports over half of the oil it consumes—up from about 35 percent in the early 1970s.

Note: Petroleum includes both crude oil and petroleum products.
Source: U.S. Department of Energy, Energy Information Administration.

Figure 2-7
Oil Prices Have Risen Sharply
Monthly Spot Price of West Texas Intermediate Crude Oil
(Dollars per Barrel)

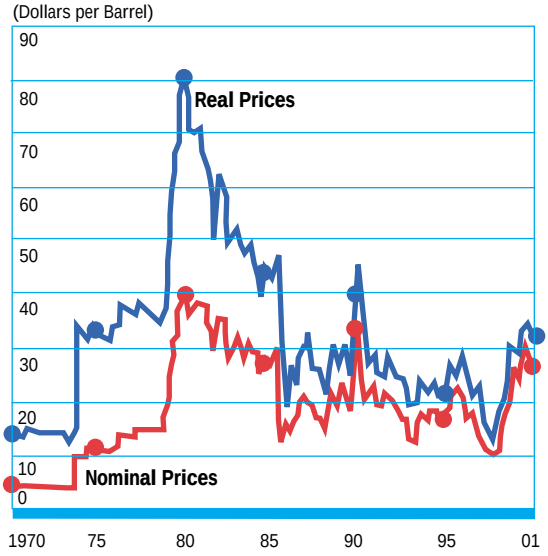

Despite the sharp rise in crude oil prices since late 1998, real prices still remain lower than at any time from 1974 to 1985.

Note: Real prices in 2000 dollars. Prices deflated using the Consumer-Price Index–Urban (CPI–U) Research Series for all items linked to CPI–U–X1 prior to December 1977.
Sources: Wall Street Journal; U.S. Department of Labor, Bureau of Labor Statistics.

Imports of energy products make up nearly 11 percent of all U.S. imports. By contrast, U.S. energy exports are relatively small. The energy trade deficit relative to our GDP represents the share of U.S. income that must be exported to purchase foreign fuel to meet domestic energy needs. The U.S. energy trade deficit in 2000 was about $120 billion, most of which was spent on oil imports.

As a share of GDP, the energy trade deficit had fallen to as low as 0.4 percent at the beginning of 1999, when prices for imported crude oil were less than $10 a barrel. However, by the end of 2000, these prices had tripled to more than $30 a barrel (Figure 2-7). As a result of both the oil price spike and growing U.S. demand, the energy deficit deteriorated significantly to 1.3 percent of GDP by the fourth quarter of last year—the largest deficit relative to GDP since the mid-1980s (Figure 2-8). The rise in oil prices alone has added about 0.7 percent of GDP to the U.S. trade deficit, compared to 0.9 percent in the euro currency area, and 0.8 percent in Japan.



Financial markets react to energy costs and the effect those energy costs have on both individual firms and sectors of the market.

Figure 2-8

The U.S.Energy Trade Deficit Has Worsened



The energy trade deficit relative to GDP represents the share of domestic income that must be exported to sup port domestic energy needs. For the past several years, the United States has been a net importer of energy prod ucts. As a consequence, our energy trade balance has been in deficit. By the fourth quarter of 2000, the energy deficit had deteriorated significantly to 1.3 percent of GDP—the largest since the mid-1980s.

Note: Plotted quarterly through the fourth quarter of 2000.-
Source: U.S. Department of Commerce, Bureau of Economic Analysis.-

Net U.S. oil imports are 4 billion barrels a year, which means that each $1 increase in the price of imported crude oil boosts U.S. expenditures by about $4 billion. Given these guidelines, the $20 per barrel increase from early 1999 to late 2000 translates into an export of roughly $80 billion a year (0.9 percent of GDP) when measured from the low price prevailing at the end of 1998.

Impacts of Energy Prices on Financial Markets

An analysis of the financial impacts of higher energy prices can be divided into two parts: the effects on individual firms whose securities comprise the financial markets, and the macroeconomic impact on inflation and interest rates. Rising energy costs and greater volatility in energy prices can have a negative effect on both individual firms and the broader financial environment, generally producing lower asset prices and higher interest rates. The financial market impact to date of rising energy prices has been limited to firms with high sensitivity to energy costs and to those with significant exposure to the California crisis. The second broad effect of rising energy costs is an increase both in measured inflation

and in expectations for future inflation. Both factors have considerable impact on interest rates and, therefore, on the borrowing costs for businesses and consumers throughout the economy.

Inflation Expectations and Interest Rates

Measurable inflation, for both producers and consumers, is a primary concern of the Federal Reserve in conducting monetary policy. Energy costs represent roughly 16 percent of the producer price index for finished goods and 8 percent of the consumer price index. This means that sharply rising energy costs can have a substantial impact on the Federal Reserve's decision-making process. Additional impacts will come from the market's anticipating Federal Reserve actions and pushing short-term interest rates higher than they otherwise would have been. Higher short-term interest rates raise the nominal cost of borrowing for firms and individuals and can slow economic growth.

Rising energy prices can also raise the inflation expectations of lenders, which can result in higher interest rates for borrowing at longer maturities. Rising long-term interest rates can reduce long-term investment, limiting future economic growth and productivity gains. Such an outcome would carry negative consequences for growth-sensitive financial sectors, such as equity and high-yield debt markets.

More broadly, declining credit fundamentals for certain business sectors could raise borrowing costs for firms not directly affected by higher energy prices. For example, commercial paper rates for all lower-rated borrowers have been affected by the credit problems of the California utilities, and liquidity in the market has fallen. As a result, firms may need to seek other sources of financing, such as bank loans (if obtainable) or asset-backed loans, that can be more costly than traditional commercial paper issuance.

Global Financial Markets

The upward pressure on interest rates that may result from higher U.S. energy costs also affects markets beyond our borders. U.S. monetary policy and related movements in short-term interest rates can have a significant impact on other countries. While the effect varies from region to region, many emerging market economies, particularly in Latin America, are vulnerable to upward moves in U.S. interest rates.

Higher nominal interest rates in the developed countries tend to reduce the amount of capital flowing to emerging markets. To the extent that this reduces investment, economic activity may be further reduced. In addition, borrowing in dollars is a significant source of funding for sovereign and private-sector entities worldwide, particularly in the emerging markets. Rising U.S. interest rates will increase the interest expenses for these borrowers, diverting funds from more productive uses and reducing overall credit quality.

The global market for energy is highly fragmented and region-specific, with the exception of oil. Nevertheless, certain nations and regions are net importers of energy and are highly sensitive to changing prices. Japan, a major importer of oil and natural gas, is particularly vulnerable. Europe is a net importer of energy, with certain exceptions, while emerging market nations vary widely in their dependence on foreign energy sources.

At the macroeconomic level, rising energy prices will increase the current account deficit of energy-importing nations. Since current account deficits must be financed, these nations will most likely need to pay higher interest rates to attract the necessary capital. As noted, this will tend to reduce domestic investment and lower long-term growth. In some countries, such as the United States or Japan, changes in interest rates and growth expectations can have substantial global impact.

Central banks and monetary authorities vary in the degree to which they focus on inflation in setting monetary policy, making some countries more or less likely than others to raise interest rates in an environment of rising energy prices.

Although Japan maintains a current account surplus due to manufacturing exports, its role as an international creditor could diminish. This may have additional impacts on the global financial markets, since Japanese financial institutions are generally suppliers of global credit.

The impact of rising energy costs on the dollar is likely to be mixed. While slower U.S. growth generally reduces demand for dollars, rising oil prices are likely to increase demand, since oil contracts are usually denominated in dollars.

Summary of Recommendations

★ The NEPD Group recommends that the President direct the Secretary of Energy to explore potential opportunities to develop educational programs related to energy development and use. This should include possible legislation to create public education awareness programs about energy. Such programs should be long-term in nature, should be funded and managed by the respective energy industries, and should include information on energy's compatibility with a clean environment.

★ The NEPD Group recommends that the President take steps to mitigate impacts of high energy costs on low-income consumers. These steps would include:

- Strengthening the Low Income Home Energy Assistance Program by making $1.7 billion available annually. This is an increase of $300 million over the regular FY 2001 appropriation.
- Directing the Secretaries of Interior and Health and Human Services to propose legislation to bolster LIHEAP funding by using a portion of oil and gas royalty payments.
- Redirecting royalties above a set trigger price to LIHEAP, whenever crude oil and natural gas prices exceed that trigger price, as determined by the responsible agencies.

★ The NEPD Group recommends that the President increase funding for the Weatherization Assistance Program by $1.2 billion over ten years. This will roughly double the spending during that period on weatherization. Consistent with that commitment, the FY 2002 Budget includes a $120 million increase over 2001. The Department of Energy will have the option of using a portion of those funds to test improved implementation approaches for the weatherization program.

★ The NEPD Group recommends that the President support legislation to allow funds dedicated for the Weatherization and State Energy Programs to be transferred to LIHEAP if the Department of Energy deems it appropriate.

★ The NEPD Group recommends the President recognize unique regional energy concerns by working with the National Governors Association and regional governor associations to determine how to better serve the needs of diverse areas of the country.

★ The NEPD Group recommends the President direct FEMA to prepare for potential energy emergencies.

- -FEMA should work with states' Offices of Emergency Management as they expand existing emergency operations plans to identify potential problems and address consequences of the power shortages. FEMA should use its current Regional Incident Reporting System to identify any situations that might demand immediate attention.
- Using the structure of the already existing Federal Response Plan, FEMA should conduct Regional Interagency Steering Committee (RISC) meetings for states affected by the energy shortfalls. The RISC is a FEMA-led interagency committee comprised of agencies and departments that support the Federal Response Plan. Either an upcoming, scheduled RISC meeting or a special-focus RISC meeting can be held to identify the short-term energy outlook, as well as any expected consequences, in each of the states during the peak summer season.

Protecting America's Environment

Sustaining the Nation's Health and Environment

Over the last three decades, American ingenuity has led to a reduction in adverse environmental and public health impacts from energy development and use. Americans demand a reliable energy supply and a clean environment, and we can achieve both. Spurred by strong environmental concerns, competitive forces, and environmental regulations, businesses have developed innovative technologies and pollution-prevention techniques to protect the environment. However, more can be done.

As our energy needs continue to grow and our production and distribution system is strained to capacity, it is clear that the lack of a comprehensive energy policy has environmental costs. For example, to prevent blackouts, California officials must tolerate a large short-term increase in smog-forming nitrogen oxides emissions. In Los Angeles, older, dirtier power plants have had to run longer than expected. California is also rushing to use mid-sized "peaker power plants" and diesel-fired emergency backup generators to keep the lights on.

The short-term cost in increased pollutant emissions of these emergency measures has been stark. Preliminary figures from California's South Coast Air Quality Management District indicate emissions have doubled in the first three months of the year compared with last year. In addition to nitrogen oxides emissions, diesel-fired backup generators also emit toxic soot. But with many days of blackouts predicted in California this summer, these generators will most likely run for much longer than expected, and could greatly increase emissions.

In the longer term, penalties and technological improvements should offset the impact of these increased emissions. However, California's experience demonstrates the environmental costs of not building an adequate supply of clean energy.

Government's Role

The federal government has a unique role in facilitating energy development while simultaneously protecting the environment and conserving our country's natural resource legacy. Energy development initiatives will be successful only if they adequately address their impacts on natural resource values.

Federal, state, tribal, and local governments have the responsibility of protecting unique natural resources and environmental values. In fact, some environmental protections we enjoy today are often taken for granted. For example, lead levels in ambient air today are 98 percent lower than they were in 1970, largely because government regulations required that lead be removed from gasoline. The reduced number of children with IQs below 70 is attributed to reducing lead in our environment.

As U.S. energy needs grow, additional innovations will be necessary to continue improving environmental conditions and to meet new environmental challenges. As we improve the energy production and distribution system, all levels of government must ensure that regulatory systems protecting public health and the environment are rigorous and efficient, and encourage innovation and improvement.



Roughly 30 percent of our nation's electricity supply is now generated by nuclear, hydropower, and renewable sources, all of which have few air emissions.

Figure 3-1
Cleaner Air: Energy Consumption Has Risen While Emissions Have Declined

(Percent Change Since 1970)

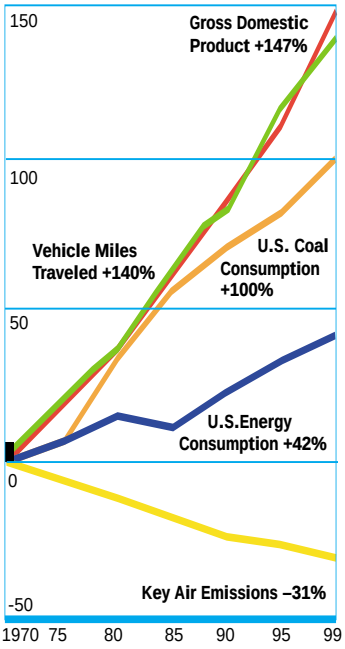

Despite a marked increase in U.S. energy consumption, a combination of environmental regulations and technologies has decreased aggregate emissions of key air emissions: SO_2, NOx, mercury, CO, and volatile organic compounds.

Sources: U.S. Department of Energy, Energy Information Administration, and U.S. Environmental Protection Agency.

Air Quality

Regulatory Programs

Advances in technology and environmental regulations have decreased aggregate emissions of key air pollutants over the last three decades, despite a marked increase in energy consumption (Figure 3-1). Roughly 30 percent of our nation's electricity supply is now generated by nuclear, hydropower, and renewable sources, all of which have few air emissions.

Nonetheless, fossil fuel-fired power plants, other industrial sources, and vehicles remain significant sources of air pollution (Figure 3-2). These emissions can be associated with significant health problems, including respiratory and cardiopulmonary disease, cancer, and birth defects. In addition, they can be harmful to forests, water bodies, and fish, and can decrease visibility in scenic areas.

Environmental Protection Agency's (EPA) Acid Rain Program, enacted as part of the 1990 Clean Air Act Amendments, is the only program directed primarily at reducing air emissions from electric utilities.

Using flexible market-based incentives instead of technology-forcing standards, the program has reduced sulfur dioxide (SO_2) emissions from utilities faster than required by law for a fraction of the initial cost estimates. By 2010, EPA expects the program will reduce annual SO_2 emissions by 10 million tons from 1980 levels, thus avoiding significant health problems and the costs associated with those levels.

Federal and state regulatory programs also limit air pollution directly by restricting emissions from cars and trucks, and indirectly by setting criteria for the fuel for these vehicles. An individual car meeting 2004 federal requirements will emit 95 percent less carbon monoxide (CO), 94 percent fewer nitrogen oxides (NOx), and 98 percent fewer hydrocarbons than an average car did before laws limiting such vehicle pollution. Although individual cars and trucks are far cleaner today than they were in 1970, total emissions from the fleet of highway vehicles have remained relatively constant, because Americans drive twice as many miles today (2.5 trillion miles a year) as they did in 1970 (1.1 trillion miles a year).

Despite these and other achievements, further air quality improvements can be sought, as well as ways to address new problems identified by recent scientific findings. EPA has recently adopted new, more stringent standards to further reduce ozone and particulate matter. To meet public health and environmental challenges, power plants, industrial sources, and vehicles will need to produce fewer potentially harmful emissions.

Recommendation:

★ The NEPD Group recommends that the President direct the Administrator of the Environmental Protection Agency (EPA) to propose multi-pollutant legislation. The NEPD Group recommends that the President direct the EPA Administrator to work with Congress to propose legislation that would establish a flexible, market-based program to significantly reduce and cap emissions of sulfur dioxide, nitrogen oxides, and mercury from electric power generators. Such a program (with appropriate measures to address local concerns) would provide significant public health benefits even as we increase electricity supplies.

- Establish mandatory reduction targets for emissions of three main pollutants: sulfur dioxide, nitrogen oxides, and mercury.
- Phase in reductions over a reasonable period of time, similar to the successful acid rain reduction program established by the 1990 amendments to the Clean Air Act.
- Provide regulatory certainty to allow utilities to make modifications to their plants without fear of new litigation.
- Provide market-based incentives, such as emissions-trading credits to help achieve the required reductions.

Cleaner, More Efficient Technologies

Emission control technologies and emission prevention not only decrease pollution but can also contribute to economic prosperity. Innovative emission control and prevention technology and increasingly efficient energy systems have developed at a brisk pace, increasing our ability to provide cleaner, cheaper energy. Besides reducing pollution, environmental technologies account for about $21.3 billion in U.S. exports, and support approximately 136,000 U.S. jobs.

The need to reduce emissions from cars and trucks has contributed to technological innovations that have transformed the domestic and global automotive industries. U.S. vehicle emission standards were the primary driving force for the original development of innovative technologies, many of which have become standard design features of today's high-tech vehicles: sophisticated three-way catalysts, on-board computers, oxygen sensors, and fuel-injection systems for cars and advanced fuel systems for trucks. Technologies such as these have allowed today's vehicles to be much cleaner, more efficient, higher performing, more reliable, and more durable than their counterparts of the 1960s and 1970s. Manufacturers are now working on developing state-of-the-art pollution control technology to further reduce emissions from motor vehicles. For optimal performance, this technology requires low-sulfur fuel that, consistent with applicable law, will be required in 2004 for gasoline and 2006 for diesel fuel. Some vehicles use alternative fuels (*e.g.*, natural gas, propane, ethanol, and electricity); others operate with a hybrid gasoline and electrical motor; and others are using fuel cells.

Cleaner Electricity

The source of energy used for power generation significantly affects the amount of air emissions. Clean energy can be generated from nuclear plants, hydropower facilities, wind farms, and solar energy systems with negligible (if any) air emissions. These sources today make up about 30 percent of our electricity supply. Solar and wind energy systems will continue to improve with advances in short-term weather and climate forecasting. Improved forecasting can also maximize hydropower efficiency.

Figure 3-2
Sources of Pollutants from Energy Generation and Use
(Percent)

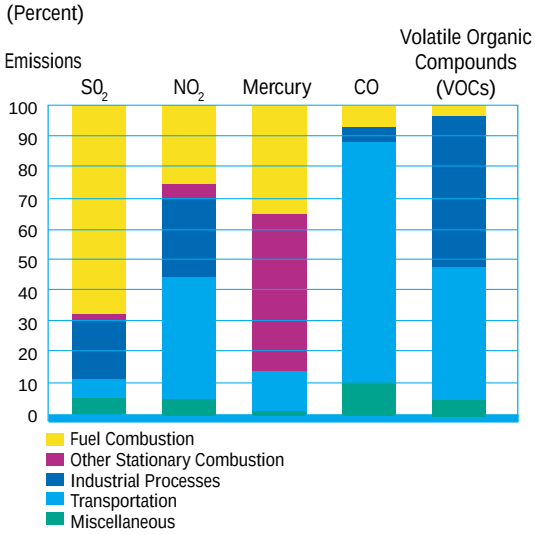

Technology significantly reduces pollution from coal-fired power plants, which generate more electricity in the United States than any other source. For example, scrubbers can remove 95 percent of the SO_2 emissions from a coal-fired power plant. With the innovative, market-based SO_2 reduction requirements of the Clean Air Act Amendments of 1990, the estimated cost of using a scrubber on a coal-fired power plant to remove one ton of SO_2 has dropped approximately 40 percent in four years, from $474/ton in a 1993 estimate to $282/ton in a 1997 estimate, and continues to decline. Other existing control technologies for coal-fired plants can reduce NOx emissions by more than 90 percent.

A recently permitted state-of-the-art coal-fired unit, for example, at a Kansas City Power & Light facility, has 88 percent lower NOx, 99 percent lower particulate matter, and 92 percent lower SO_2 emissions than would an uncontrolled facility.

Recent research by the Department of Energy (DOE), EPA, and private companies suggests that existing technologies can also significantly reduce mercury emissions.

Technologies for Reducing SO_2 Emissions

Many power plants use flue-gas desulfurization, or scrubbers, to reduce SO_2 emissions from burning coal. The most common wet scrubber, the limestone forced-oxidation (LSFO) process, removes SO_2 from the flue gas by sorption and through chemical reactions with the limestone. LSFO technologies can remove up to 98 percent of SO_2 and significant amounts of mercury. The most common dry scrubber, the lime spray-drying process, is used for plants that burn lower-sulfur coals. A lime slurry mixes with the hot flue gas in a spray dryer and reacts with SO_2. By recapturing sorbent at the bottom of the spray dryer removed in a particulate control device, dry scrubbers can remove up to 96 percent of SO_2.

Clean Coal Technologies

New clean coal technologies are showing that air pollution can be reduced, and energy efficiency increased, by using America's abundant supply of coal.

Most conventional air emission control technologies installed on coal-fired electric-generating boilers have been designed to remove a specific pollutant from the stack flue gas. Because these technologies may not be the most cost effective means of reducing multiple pollutants, several companies are developing a single-control technology to reduce multiple air pollutants to levels equivalent to those achieved by conventional controls.

For example, a First Energy plant in New Hampshire recently pilot-tested state-of-the-art technology that has cut NOx emissions by 76 percent, SO_2 by 44 percent, total particulate matter by 99.94 percent, and mercury by 81 percent. The process uses electrically charged particles instead of catalysts to oxidize the air pollutants into products that are easily removed and can be converted to gypsum, fertilizer, and concentrated acids. American Electric Power is installing a wet scrubber system that it expects will remove up to 75 percent NOx and 90 percent mercury. It injects a phosphorus mixture into the hot flue gas, causing the release of ozone. The ozone then oxidizes the mercury into ionic mercury and the NOx into N_2, both of which are water-soluble and easily removed.

Using flexible market-based incentives, EPA's Acid Rain Program has reduced sulfur dioxide (SO_2) emissions from utilities faster than required by law for a fraction of the initial cost estimates.



Technologies for Improved Efficiencies

Two-thirds of the energy used in a conventional coal-fired power plant is wasted in the production of electricity. These losses can be minimized through a number of innovations, including installing high efficiency steam turbines, reducing steam leaks, and using software to optimize combustion efficiency. New coal-burning power plants can achieve efficiencies of over 40 percent using existing technology, and companies are developing even more efficient technologies. Wasted energy can also be recycled for use in industrial processes or for heating buildings.

A family of technologies known as combined heat and power (CHP) can achieve efficiencies of 80 percent or more. In addition to environmental benefits, CHP projects offer efficiency and cost savings in a variety of settings, including industrial boilers, energy systems, and small, building-scale applications. At industrial facilities alone, there is potential for an additional 124,000 megawatts (MW) of efficient power from gas-fired CHP, which could result in annual emission reductions of 614,000 tons of NOx emissions and 44 million metric tons of carbon equivalent. CHP is also one of a group of clean, highly reliable distributed energy technologies that reduce the amount of electricity lost in transmission while eliminating the need to construct expensive power lines to transmit power from large central power plants.

The U.S. Department of Energy, through its Clean Coal Technology Program, is working with utilities and scientists to develop even cleaner, more efficient electricity-generating systems using coal. One of the most promising new approaches to using coal for clean production of electricity is integrated gasification combined-cycle (IGCC) technology. IGCC power plants convert coal to a gaseous fuel, from which most

Clean Coal Technologies Up Close

The Wabash River Coal Gasification Project in Terre Haute, Indiana, is one of the cleanest, most efficient coal-burning facilities in the country. Partly funded by the Department of Energy (DOE) as part of its Clean Coal Technology Program, the 262-MW coal gasification facility is owned and operated by PSI Energy and Global Energy, Inc. Instead of being directly burned, the coal is gasified and then combusted in a combined-cycle gas turbine. This allows the coal to burn more efficiently—which means it gets more energy than a traditional plant out of the same amount of coal. The Wabash River Facility is over 20 percent more efficient than a typical coal-fired power plant.

The gasification process also allows many of the impurities in the coal to be removed before it is combusted to generate electricity. At the Wabash River project, over 99 percent of the sulfur is removed from the coal and marketed to industrial users of sulfur. Slag is also removed and is marketed to the construction industry. The plant's design allows it to burn other fuels, such as petroleum coke.

DOE is currently working with Global Energy and other industry partners to see if the plant could also be used to co-produce chemical feedstocks and transportation fuels. Additionally, DOE and its partners are studying lessons learned from the project to design a less expensive, more efficient coal gasification facility that would be ready for commercial deployment by 2005.

of the impurities are removed prior to combustion, and then use the gaseous fuel in a combustion turbine to produce electricity. Waste heat from the turbine is used to generate steam and drive a steam turbine, to produce more electricity.

Coal gasification plants offer the flexibility to burn other fuels, such as petroleum coke, and to make other products in addition to electricity, such as chemical feedstocks and transportation fuels. Hydrogen, which is produced directly in the coal gasifier, can be used in fuel cell-equipped vehicles. Methane, hydrogen, and other gasified coal products can be recombined into more traditional fuels, such as methanol, gasoline, or diesel fuel. Because these fuels would contain essentially no sulfur, they would easily meet EPA's sulfur standards for transportation fuels, and they would be usable in fuel cell-equipped vehicles designed for these fuels.

Two plants demonstrating coal gasification technology have already been built in the United States and have achieved over 98 percent SO_2 reduction, 90 percent NOx reduction, particulate emissions below detectable levels, and approximately 38 percent efficiency. EPA believes that lessons learned will enable the next plant of this design to achieve 42 percent efficiency, and the research goal is to achieve 60 percent efficiency for plants introduced after 2015.

A modern gas-fired power plant has virtually no SO_2 or mercury emissions and emits 97 percent less NOx and 50 percent less carbon dioxide (CO_2) than a traditional coal-fired plant. Natural gas as a source of electricity generation is on the rise, in part because it can help generators meet increasingly stringent clean air requirements.

Conservation and Environmental Protection

Conserving energy minimizes adverse environmental effects. Government partnerships with businesses and consumers are improving the energy efficiency of homes, office buildings, transportation sources, and industrial sites throughout the country. EPA's voluntary conservation and energy efficiency programs include Energy Star products labeling; Energy Star Residential programs for both new homes and home improvement; Energy Star Buildings, principally for commercial buildings; and new Energy Star for Industry, which focuses on manufacturers. In 2000, business participation in EPA's voluntary energy efficiency

programs reduced NOx emissions by more than 160,000 tons.

Through EPA's and the Department of Transportation's Commuter Choice Leadership Initiative, private-public employers are offering employees a variety of commuting options, which encourage commuting patterns that save fuel and energy while reducing emissions. For example, a 10 percent reduction in the rate of growth in vehicle miles traveled can result in annual savings of 38 million barrels of gasoline (82 million barrels of oil) by 2005, and can remove 45,000 metric tons of NOx, 37,000 metric tons of hydrocarbons, and 4.8 million metric tons of carbon-equivalent emissions.

Energy efficiency and conservation in the home are also important factors. Examples include EPA's home improvement program, which involves efficient appliances, duct work to prevent air conditioners from leaking, efficient windows, programmable thermostats, and efficient residential lighting.

Federal and state regulators are working with businesses and communities to mitigate adverse environmental impacts by requiring developers and operators to choose more environmentally friendly sites, infrastructure routes, and operational criteria; fostering the use of technologies that both protect the environment and still meet energy production goals; and requiring reclamation and mitigation of any environmental damage.



Water Quality

Oil, gas, and coal extraction processes can degrade water quality through their discharges. Energy generation and use can also degrade water quality by directly discharging pollutants into water bodies; changing the temperature, timing, and flow characteristics of water bodies; and emitting pollutants into the air that are ultimately deposited in water. Leaking storage tanks and pipelines release petroleum and fuel additives that can contaminate surface water and ground water, including drinking-water supplies.

Federal and state regulators are working with businesses and communities to mitigate these adverse impacts by requiring developers and operators to choose more environmentally friendly sites, infrastructure routes, and operational criteria; fostering the use of technologies that both protect the environment and meet energy production goals; and requiring reclamation and mitigation of any environmental damage. For example, as a result of an analysis under the National Environmental Policy Act of the impacts of a new power plant in California, the company building the plant agreed to change the design to use a dry cooling method. This change reduced ground-water consumption by 95 percent and eliminated both cooling tower "blowdown" water and particulate emissions, while still achieving the desired energy production. Adverse impacts to aquatic life from cooling-water intakes, thermal discharges, and hydropower intakes can be minimized with proper design and environmental controls. A cooperative government, industry, and community-based approach during project siting and design will help ensure full consideration of the effects upon fish and aquatic resources.

Programs to reduce air pollution also help clean up water bodies. For example, reducing electric utilities' air emissions of NOx and SO_2 and vehicles' NOx emissions reduces eutrophication and acid deposition in estuaries, both of which can harm fish populations and threaten commercial and recreational yields. For example, roughly 25 percent of nitrogen (which contributes to

eutrophication) entering Chesapeake Bay is from air emissions. And by significantly reducing SO_2 air emissions, the Acid Rain Program has helped reduce the acidification of water bodies.

Airborne mercury emitted by coal-fired power plants has been deposited into thousands of water bodies, and humans can be exposed to toxic methyl mercury when they eat fish from these waters. The Bush Administration will propose legislation adding mercury to the list of pollutant emissions from power plants that will be subject to mandatory limits.

Fish, Wildlife, and Their Habitat

Ecosystems provide food, shelter, and critical breeding and spawning grounds for fish and wildlife, and support commercial and recreational fishing, tourism, and other activities that contribute billions of dollars to the U.S. economy every year. Oil and gas exploration and production, hydropower dams, power plants, pipelines, and other energy-related projects can potentially affect fish, wildlife, and habitat. However, technological advances, a strong commitment to environmental protection, and the use of appropriate regulatory tools can enable proper energy development to go forward in an environmentally sensitive manner. It is important to recognize and to continue the progress in this area.

When energy development is proposed, the federal government has the dual responsibilities of facilitating such energy development *and* conserving our natural resource legacy.

Special efforts are often necessary to ensure that proposed energy projects do not diminish the vitality of these unique resources. Working together, the public, businesses, and federal, state, tribal, and local governments can ensure that environmental impacts are carefully evaluated when considering energy exploration and production activities. For example, such precautions have been important for the exploration and production that is already allowed today in 42 National Wildlife Refuges.

Recommendation:Ä

★ The NEPD Group recommends that the President direct the Secretary of the Interior to work with Congress to create the "Royalties Conservation Fund."

- This fund will earmark potentially billions of dollars in royalties from new oil and gas prodution in ANWR to fund land conservation efforts.
- This fund will also be used to eliminate the maintenance and improvements backlog on federal lands.



Technological advances and a strong commitment to environmental protection are enabling the healthy coexistence of our nation's diverse ecosystems with the development of energy resources.

Hydropower Generation

Hydropower, although a clean energy source, does present environmental challenges. Unless properly designed and operated, hydropower dams can injure or kill fish, such as salmon, by blocking their passage to upstream spawning pools. Innovations in fish ladders, screens, and hatcheries are helping to mitigate these adverse impacts. Ongoing dam relicensing efforts are resulting in community involvement and the industry's application of the latest technologies to ensure the maintenance of downstream flows and the upstream passage of fish. These efforts also have been successful in identifying and removing older, nonfunctioning dams and other impediments to fish movements.



Ecosystems provide food, shelter, and critical breeding and spawning grounds for fish and wildlife, and support commercial and recreational fishing, tourism, enhance our quality of life,and other activities that contribute billions of dollars to the U.S. economy every year.



Some natural resource areas are to be protected from any exploration. In other areas, energy development can proceed using the most advanced designs and technologies to ensure that proposed energy projects do not diminish the vitality and diversity of these unique resources.

An example of such successful collaboration involves the Wanapum Dam on the Columbia River. In coordination with the National Marine Fisheries Service, the Grant County Public Utility District No. 2 installed spillway deflectors that effectively reduced concentrations of total dissolved gas that can harm fish and other aquatic life. Furthermore, through the unique collaboration on this project, the cost for the spillway deflectors was a fraction of that for deflectors installed at other hydropower projects.

Coal, Oil, and Gas Exploration and Production

Certain exploration and production activities can pose environmental impacts to wildlife habitat, unless conducted in a way that protects the environment. In sensitive areas, these effects can often be avoided or minimized by timing exploration and operation activities in light of migration, nesting, and other critical time periods for wildlife. In addition, new technologies designed to lessen these and other impacts can be used, such as double-walled pipes to reduce the risk of oil spills.

Surface impacts from coal mining and oil exploration can temporarily damage habitats during the operation phases until reclamation is complete. To mitigate impacts during mining, for example, stormwater runoff and discharge into undisturbed environments are controlled. After mining is complete, reclamation efforts required by the Surface Mining Control and Reclamation Act restore viable habitats through careful reconstruction of physical and botanical resources. For instance, in the Powder River Basin, as part of reclamation, coal companies strategically place large boulders and other rock material to create wildlife cover and denning habitat. Restoration of wildlife habitat on these reclaimed areas has been quite successful.

In Alaska's Arctic—home to such animals as polar bears, musk oxen, caribou, wolves, and arctic fox—the bitterly cold winters have proven to be beneficial for environmentally responsible energy development. For example, when the North Slope is frozen and snow-covered, seismic trains can travel across it to gather geophysical information. Furthermore, companies have adopted innovative techniques to reduce the possible impacts of exploration and development. In Alaska's National Petroleum Reserve, the "footprint" from most exploratory wells on federal lands is short-lived and has minimal impact due to the use of ice roads and ice pads that melt with the spring thaw. Advances in extended-reach drilling technologies have also served to minimize environmental effects during energy production activities.

A lengthy 1999 Department of Energy study examined the environmental benefits of new exploration and production technologies and concluded that "improvements over the past 40 years have dramatically reduced industry's footprint on the fragile tundra, have minimized waste produced, and have protected the land for resident and migrating wildlife." The same study concluded that "it is important to tell this remarkable story of environmental progress in E&P [exploration and production] technology. Greater awareness of the industry's achievements in environmental protection will provide the context for effective policy, and for informed decision-making by both the private and public sectors."

Waste Management

Vigilant management and careful disposal of waste from energy extraction and production can prevent the contamination of our air, land, and water. Federal and state authorities are working to ensure that energy projects maintain sound programs to safely handle wastes from mining, drilling, generation and transmission.

Nuclear power plants present waste management challenges unique among energy-generating technologies. They generate spent fuel, as well as other radioactive waste, which must be isolated from ecosystems and human contact for long periods of time. Currently, spent fuel is stored at reactor sites in a number of states, although capacity is limited. Newer technologies have been developed to reduce the volume and

increase the manageability of spent fuel, but such spent fuel will still require safe handling and long-term isolation.

While the federal government has the responsibility to address such high-level wastes, states have the responsibility to address low-level wastes from nuclear plants, such as clothing and equipment. Disposal options for this type of radioactive waste are limited, because siting these facilities has been controversial. In fact, there are only three disposal facilities active in the United States.

Accidental Releases

Since the passage of the Oil Pollution Act in 1990, which, among other things, required double-hulled vessels and improved industry readiness, oil spilled in coastal zone waters has decreased from almost 8 million gallons in 1990 to just over 1 million gallons in 1999. Most energy production facilities implement comprehensive risk-management plans, which reduce the potential for accidents and help local officials prepare for accidents that may arise.

In contrast, inland oil spills do not appear to be decreasing at the same rate as coastal spills. The federal government receives many more inland oil spill notifications (9,000 notifications a year in the early 1990s versus 10,000 to 12,000 a year in the late 1990s), and many very large inland oil spills occur each year (over 100,000 gallons). The continued problem with inland oil spills may be due to aging pipelines, storage tanks, and other infrastructure components.

Since the advent of commercial nuclear power generation, there have been no radiation-related injuries or deaths associated with the operation of a commercial nuclear power plant in the United States. The most significant incident from a nuclear plant in the United States, at Three Mile Island in 1979, prompted improved safety regulation of nuclear plants. New nuclear reactor designs promise even higher safety levels than the reactors currently operating in this country.

Radiation exposure from nuclear facilities is extremely rare. In fact, roughly 82 percent of human exposure to radiation comes from natural sources: radon gas; the human body, which contains radioactive elements; outer space; and rocks and soil. Radon accounts for about 55 percent of our exposure to natural sources of radiation; radioactive elements in our own bodies account for 11 percent; rocks and soil account for 11 percent; and outer space, including the sun, accounts for 8 percent. The remaining 18 percent of average human radiation exposure comes from man-made sources, primarily medical and dental X-rays and consumer products.

The safety of U.S. nuclear energy plants has improved sharply in recent years. A safe nuclear energy plant is one that runs well, experiences few unplanned outages, and has a well-disciplined work force that follows procedures and avoids accidents. The safety of a U.S. nuclear energy plant is typically gauged by monitoring indicators of its performance in these areas: unplanned automatic reactor shutdowns, the annual percentage of possible power generated, and the industrial safety accident rate for plant workers.

In 2000, for the fourth year in a row, the number of unscheduled reactor shutdowns was zero. The industry generated 91.1 percent of its potential maximum output, breaking its 1999 record of 88.7 percent, far better than the typical 80 percent number of ten years ago.

Today, U.S. nuclear plants are more efficient and safer than ever. In the increasingly deregulated marketplace, competition has forced improvements in plant operations that have benefited safety performance as much as economic performance.

Climate Change

Energy-related activities are the primary sources of U.S. man-made greenhouse gas emissions, representing about 85 percent of the U.S. man-made total carbon-equivalent emissions in 1998.

Scientists continue to learn more about global climate change, its causes, potential impacts, and possible solutions.

The United States recognizes the seriousness of this global issue as scientists attempt to learn more about climate change. The United States is making progress in reducing emissions of greenhouse gases. Recent data show that the rate of growth in U.S. greenhouse gas emissions has begun to decline, even as the U.S. economy has been growing at an unprecedented rate. For example, historically U.S. CO_2 emissions have grown at roughly half the rate of GDP. In recent years, however, very robust growth in the nation's GDP has been accompanied by a slowdown in the growth of greenhouse gas emissions. In both 1998 and 1999, U.S. GDP grew by more than 4 percent a year, while CO_2 emissions grew by less than 1.5 percent a year. In addition, the carbon intensity of the U.S. economy—the amount of CO_2 emitted per unit of GDP—declined by 15 percent during the 1990s.

The United States has reduced greenhouse gas emissions by promoting energy efficiency and the broader use of renewable energy through a wide range of public-private partnership programs. These programs save energy, cut energy bills, enhance economic growth, and reduce emissions of conventional air pollutants as well as greenhouse gases.

The U.S. government, businesses, and nongovernmental organizations are sequestering carbon, at home and abroad. For example, working with the U.S. Fish and Wildlife Service Research, Illinova Generating Company has voluntarily committed to reforesting 100,000 acres of bottomland hardwood forests on National Wildlife Refuges in the Lower Mississippi River Valley. It is projected that this project will sequester approximately 13.5 million tons of carbon, improve fish and wildlife populations by restoring the natural forest wetland habitats, and enhance the Gulf of Mexico's near-shore aquatic environment by restoring natural forested wetland filters to the Mississippi River floodplain.

Industry and the federal government are researching various new technologies that will reduce greenhouse gas emissions or sequester those emissions, in geologic formations, oceans, and elsewhere.



Forests can absorb carbon dioxide, which accounts for the largest share of greenhouse gas emissions. Working with the U.S. Fish and Wildlife Service Research, Illinova Generating Company has voluntarily committed to reforesting 100,000 acres of bottomland hardwood forests on National Wildlife Refuges in the Lower Mississippi River Valley.

Regulatory Structure

The United States has adopted many regulatory protections to limit the environmental damage and public health consequences of the exploration, extraction, production, and use of energy. Most environmental controls are implemented through state or federal permitting or review systems, which often require time for agency review and public participation. Facilities may need several different permits or reviews from different agencies, and they may also need to meet local licensing or zoning laws. Businesses have an interest in moving expeditiously to respond to consumers' needs. The public also has an interest in participating in the system to ensure that appropriate health and environmental precautions will be taken.

Regulatory requirements are not static. New scientific information and new control technologies result in new regulations and modifications to existing regulations over time. However, some level of certainty in the regulatory environment is important for all parties. Businesses can plan more effectively in such an environment, and regulators can focus on ensuring that the desired outcomes are in fact achieved consistently. For example, studies have shown that if electricity generators knew today what their emission requirements for several emissions would be for a defined time period, they would most likely control emissions more cost effectively and sooner than if their emission requirements were decided upon one gas at a time.

Traditional permit and regulatory programs may not always be the most effective and efficient way to protect the environment. Increasingly, regulatory programs are considering approaches that include market-based incentives. These types of incentives offer advantages over traditional forms of regulation because they set high performance standards and then allow market forces to determine the most effective way to meet them. While not appropriate for every situation, market-based incentives can control pollution at a lower cost to society than traditional regulation, stimulate technological improvements, and be structured to achieve larger reductions in pollution than would result from traditional regulations.

A good example of a U.S. market-based program is the Acid Rain Program, which has reduced SO_2 air emissions from utilities at a fraction of the initial cost estimates. Other emerging market-based environmental protection mechanisms include effluent trading, wetland mitigation banks, tradable development rights, easement purchases, off-site mitigation, and leasing or purchasing of water rights. These programs can reduce mitigation or pollution control costs, increase business flexibility, and provide transparency and environmental protection for the public.



The environmental review process can also be made more open, understandable, predictable, and coordinated among federal agencies and with state and local agencies. It can be improved by providing greater information to clarify expectations for energy developers, facilitating concurrent reviews by federal agencies by standardizing certain information needs, sharing information received by project applicants, and seeking opportunities to integrate required environmental processes and reviews.

Recommendation:

★ The NEPD Group recommends that the President issue an Executive Order to rationalize permitting for energy production in an environmentally sound manner by directing federal agencies to expedite permits and other federal actions necessary for energy-related project approvals on a national basis. This order would establish an interagency task force chaired by the Council on Environmental Quality to ensure that federal agencies responsible for permitting energy-related facilities are coordinating their efforts. The task force will ensure that federal agencies set up appropriate mechanisms to coordinate federal, state, tribal, and local permitting activity in particular regions where increased activity is expected.

Summary of Recommendations

Protecting America's Environment: Sustaining the Nation's Health and Environment

★ The NEPD Group recommends that the President direct the Administrator of the Environmental Protection Agency (EPA) to propose multi-pollutant legislation. The NEPD Group recommends that the President direct the EPA Administrator to work with Congress to propose legislation that would establish a flexible, market-based program to significantly reduce and cap emissions of sulfur dioxide, nitrogen oxides, and mercury from electric power generators. Such a program (with appropriate measures to address local concerns) would provide significant public health benefits even as we increase electricity supplies.

- Establish mandatory reduction targets for emissions of three main pollutants: sulfur dioxide, nitrogen oxides, and mercury.
- Phase in reductions over a reasonable period of time, similar to the successful acid rain reduction program established by the 1990 amendments to the Clean Air Act.
- Provide regulatory certainty to allow utilities to make modifications to their plants without fear of new litigation.
- Provide market-based incentives, such as emissions trading credits to help achieve the required reductions.

★ The NEPD Group recommends the President direct the Secretary of the Interior to work with Congress to create the "Royalties Conservation Fund."

- This fund will earmark potentially billions of dollars in royalties from new oil and gas production in ANWR to fund land conservation efforts.
- This fund will also be used to eliminate the maintenance and improvements backlog on federal lands.

★ The NEPD Group recommends the President issue an Executive Order to rationalize permitting for energy production in an environmentally sound manner by directing federal agencies to expedite permits and other federal actions necessary for energy-related project approvals on a national basis. This order would establish an interagency task force chaired by the Council on Environmental Quality to ensure that federal agencies responsible for permitting energy-related facilities are coordinating their efforts. The task force will ensure that federal agencies set up appropriate mechanisms to coordinate federal, state, tribal, and local permitting activity in particular regions where increased activity is expected.

Using Energy Wisely

Increasing Energy Conservation and Efficiency

Energy efficiency is the ability to use less energy to produce the same amount of lighting, heating, transportation, and other energy services. For a family or business, conserving energy means lower energy bills. For the country as a whole, greater energy efficiency helps us make the most of U.S. energy resources, reduces energy shortages, lowers our reliance on energy imports, mitigates the impact of high energy prices, and reduces pollution. Improvements in efficiency can be particularly effective in reducing energy demand when energy is most expensive.

Conservation and energy efficiency are important elements of a sound energy policy. Improved energy efficiency is the result of many decisions, including those of individual consumers; manufacturers of cars and appliances; home builders; and state, federal, and local government officials. The federal government can promote energy efficiency and conservation by including the dissemination of timely and accurate information regarding the energy use of consumers' purchases, setting standards for more energy efficient products, and encouraging industry to develop more efficient products. The federal government can also promote energy efficiency and conservation through programs like the Energy Star program, and search for more innovative technologies that improve efficiency and conservation through research and development.

Since 1973, the U.S. economy has grown nearly five times faster than energy use (126 percent versus 26 percent). Had Americans continued to use energy as intensively as in 1970, the U.S. would have consumed about 177 quadrillion Btus of energy last year, compared to about 99 quadrillion Btus actually consumed.

The Department of Energy has installed two low-sulfur light bulbs as a test at its Forrestal Building headquarters in Washington, D.C. The two golf ball-sized bulbs, like those on the opposite page, are at each end of a 240-foot, 10-inch-wide reflective plastic "light pipe."
U.S. Departmentof Energy



U.S. Departmentof Energy

British Thermal Unit (Btu)
A British thermal unit is the amount of heat required to raise the temperature of one pound of water one degree Fahrenheit at sea level. Put another way, it is approximately the same amount of energy contained in a wooden match head.



Figure 4-1
New Refrigerator-Freezers are Using Less Energy
Consumption per Unit for New Shipments

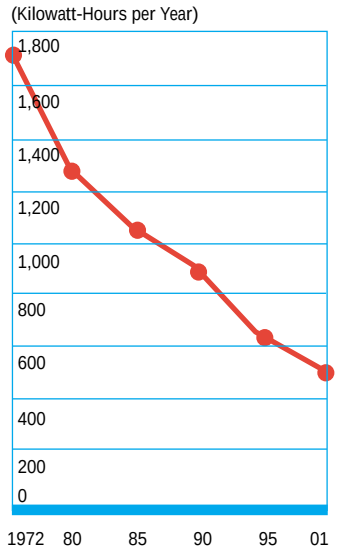

Over the last thirty years, the energy efficiency of refrigerator-freezer appliances has increased by approximately 70 percent.

Sources: AHAM 2000 Major Home Industry Fact Book and BTS appliance standard.

Improving Efficiency through Innovative Technologies

One measure of energy efficiency is energy intensity—the amount of energy it takes to produce a dollar of gross domestic product (GDP). While about half of the long-term decline in energy intensity can be attributed to changes in the economy, especially the shift from manufacturing to services, the other half reflects improved energy efficiency. Gains in energy efficiency over the last three decades were built on a combination of technological improvements, better management practices, and learning to put these technologies and practices to their best use in automobiles, homes, offices, factories, and farms. In many areas the results have been quite impressive. New home refrigerators use about one-third of the electricity they used in 1972 (Figure 4-1). Compact fluorescent lights use about 25 percent of the electricity of the incandescent bulbs they replace. Automobiles use roughly 60 percent of the gasoline they did in 1972 per mile driven. These individual technological improvements have resulted in significant reductions in energy use (Figure 4-2).

Several new and innovative technologies offer expanded opportunities to improve our energy efficiency. For example, advanced sensors and controls enable more efficient operation of buildings and factories, and allow equipment and lights to be turned off or dimmed when not in use. Hybrid vehicles use power electronics and battery storage to get more out of every gallon of gasoline consumed, and provide the ability to double vehicle mileage. Cogeneration of electricity and heat and combined heat and power allow for the productive use of much of the waste heat from electricity production, which accounts for about two-thirds of the energy used to produce electricity.

Figure 4-2
The U.S. Economy Has Become More Energy Efficient

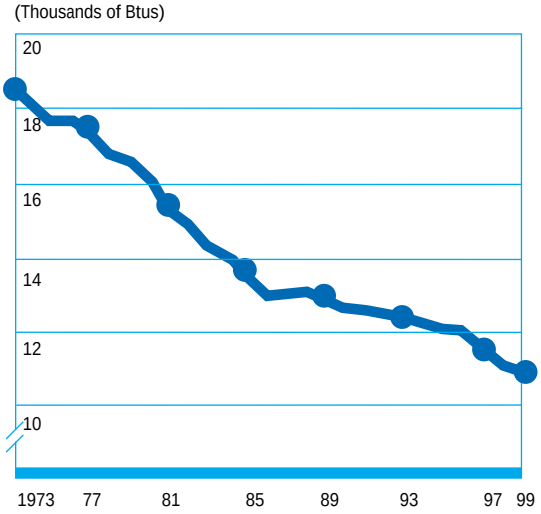

The amount of energy used by the United States in relation to its economic output has steadily declined since the early 1970s.

Source: U.S. Department of Energy, Energy Information Administration.

District Energy St. Paul—A Combined Heat and Power Plant

District Energy St. Paul, Inc., is a combined heat and power plant that can operate on natural gas, oil, or clean-burning coal that is mixed with wood chips. These wood wastes come from downed trees, trimmings, and branches. District Energy has been able to keep its rates stable because it is able to rely on a diverse fuel supply. District Energy serves about 75 percent of all building space in the city. Nearly 150 large buildings and 3,200 residential units use the system. It is the largest system of its kind in the nation.

Recommendation:

★ The NEPD Group recommends that the President direct the Secretary of Energy to conduct a review of current funding and historic performance of energy efficiency research and development programs in light of the recommendations of this report. Based on this review, the Secretary of Energy is then directed to propose appropriate funding of those research and development programs that are performance-based and are modeled as public-private partnerships.

Consumer Choices

The two most important factors in consumers' decisions about purchasing an energy efficient product are price and the life of the product. When energy prices are high, consumers tend to weigh energy efficiency more heavily. Unless consumers are informed about the price of energy, they may not have the incentive to select the most energy efficient product.

Consumers do not receive timely signals about rising electricity costs in order to make adjustments to their energy use and efficiency. When consumers' peak costs are averaged with off-peak costs, the higher cost of peak electricity supplies is masked. As a result, consumers may not recognize the benefits of investing in technologies that best target peak consumption.

Some energy efficiency improvements are easiest and most cost effective to undertake when first building new factories, cars, equipment, appliances, and buildings. Some energy-using equipment, like computers, are used for only a few years before being replaced. Other equipment is used from five to twenty years, such as home appliances, home electronics, and lighting systems. Some capital stock, such as buildings and boilers, can last a half a century or more.

The average car now lasts fourteen years, and newer cars have even more longevity. Vehicle efficiency improvements require significant technological changes. Development of new-car production models requires at least three to four years, which limits the rate at which new technologies can enter the market. Making fundamental changes, such as switching to the use of a fuel cell, would take even longer. Once those new vehicles are in the showroom, it then takes several more years before they constitute any sizable percentage of total vehicles.

In a typical U.S. home, appliances are responsible for about 20 percent of the energy bills. Refrigerators, freezers, clothes washers, dryers, dishwashers, and ranges and ovens are the primary energy-using appliances in most households. Taking steps to save energy while using these appliances, and replacing old inefficient appliances with modern ones can save money.



Some efficiency improvements are easiest and most cost-effective to undertake when first building new factories, cars, equipment, appliances and buildings.

The federal government established a mandatory program in the 1970s requiring that certain types of new appliances bear a label to help consumers compare the energy efficiency of various products. Under this program, all refrigerators, freezers, clothes washers, and dishwashers are sold with yellow Energy Guide labels to indicate their energy efficiency. These labels provide an estimated annual operating cost of the appliance, and also indicate the cost of operating the models with the highest annual operating cost and the lowest annual operating cost. By comparing a model's annual operating cost with the operating cost of the most efficient model, you can compare their efficiencies. This labeling program ensures that consumers have the information they need to make the right decisions when they purchase major home appliances. However, Energy Guide labels are not currently required for some products, such as kitchen ranges, microwave ovens, clothes dryers, on–demand water heaters, portable space heaters, and lights.

The federal government not only ensures consumers have information on the energy efficiency of major home appliances. It also promotes the most energy efficient products through the Energy Star program, a joint program run by the Department of Energy and the Environmental Protection



In April 2001, the Sustainable Buildings Industry Council showcased a net-zero-energy home featuring passive solar design strategies, an integrated photovoltaic system, domestic solar hot water, high-efficiency lights and appliances, and a host of sustainable, market-ready components and systems.
Sustainable Buildings Industry Council



A 48-story skyscraper at the corner of Broadway and 42nd Street in New York City has a photovoltaic skin that uses thin-film PV panels to replace traditional glass cladding material. The PV curtain wall extends from the 35th to the 48th floors on the south and east walls of the tower, making it a highly visible part of the New York City skyline.
U.S. Department of Energy, National Renewable Energy Laboratory

Agency. Energy Star is only awarded to appliances that significantly exceed minimum energy efficiency standards. The Energy Star program does not extend to all products. Energy efficiency would be further promoted if the Energy Star program were expanded to a broader range of products.

Recommendation:

★ The NEPD Group recommends that the President direct the Secretary of Energy to promote greater energy efficiency.

- Expand the Energy Star program beyond office buildings to include schools, retail buildings, health care facilities, and homes.
- Extend the Energy Star labeling program to additional products, appliances, and services.
- Strengthen Department of Energy public education programs relating to energy efficiency.

Energy efficiency can also be improved by the establishment of minimum energy efficiency standards. Congress enacted legislation in 1987 and 1988 to establish minimum energy efficiency standards for many major appliances. These standards apply to manufacturers, not consumers. Appliance manufacturers must produce products that meet the minimum level of energy efficiency. These rules do not affect the marketing of products manufactured before the standards went into effect, and any products made beforehand can be sold. The new standards will stimulate energy savings that benefit the consumer, and reduce fossil fuel consumption, thus reducing air emissions.

These laws established minimum energy efficiency standards for many appliances, including refrigerators, refrigerator-freezers, freezers, room air conditioners, fluorescent lamp ballasts, and incandescent reflector lamps, clothes dryers, clothes washers, dishwashers, kitchen ranges, and ovens, pool heaters, and water heaters. The Energy Policy Act of 1992 added standards for fluorescent and incandescent reflector lamps, plumbing products, electric motors, and commercial water heaters, and heating, ventilation, and air conditioning systems. Under current law, the Department of Energy can raise the minimum energy efficiency standards for these appliances if certain criteria are met, such as cost, technological feasibility, and the impact on competition among appliance manufacturers. In addition, the Department can set energy efficiency standards for appliances not covered by these laws.

Recommendation:

★ The NEPD Group recommends that the President direct the Secretary of Energy to take steps to improve the energy efficiency of appliances.

- Support appliance standards program for covered products, setting higher standards where technologically feasible and economically justified.
- Expand the scope of the appliance standard program, setting standards for additional appliances where technologically feasible and economically justified.

Energy Efficiency

Government Agencies

As the largest energy consumer in the nation, the U.S. government's cost- and energy-saving opportunity is enormous. In 1999, the government consumed nearly 1.1 percent of all U.S. energy and spent nearly $8 billion for its vehicles, operations, and its nearly 500,000 buildings.

The federal government has reduced its energy use in buildings by about 30 percent from 1990 levels, largely by installing energy efficient technologies (Figure 4-3). It has reduced its energy use for vehicles and equipment by 35 percent. Some of these improvements are attributable to the Department of Energy, whose Federal Energy Management Program helps government agencies reduce their energy and water use, manage their utility costs, and promote renewable energy.

Recommendations:

★ The NEPD Group recommends that the President direct heads of executive departments and agencies to take appropriate actions to conserve energy use at their facilities to the maximum extent consistent with the effective discharge of public responsibilities. Agencies located in regions where electricity shortages are possible should conserve especially during periods of peak demand.

- Agencies should report to the President, through the Secretary of Energy, within 30 days of the conservation actions taken.

State and local governments have unique opportunities for energy savings in schools, transportation, state buildings, and building codes. For example, the Texas School Energy Management Program could save school districts as much as $100 million in energy costs every year by helping school districts evaluate their energy needs and resources. Similarly, Wisconsin's Energy Initiative is working with utilities to make basic changes to public buildings. By installing new lighting fixtures and taking other steps, Wisconsin estimates that it will save $60 million in state spending on energy over ten years.

Residential and Commercial Buildings

There are significant opportunities to improve the energy efficiency of buildings and homes through technologies and better practices. For existing homes, immediate options for improving efficiency include reducing air infiltration with caulking and weather stripping, installing modern thermostats, sealing ductwork, and adding insulation. These steps can reduce the 40 percent share of residential energy bills that

Figure 4-3
The U.S. Government is Reducing Its Energy Consumption

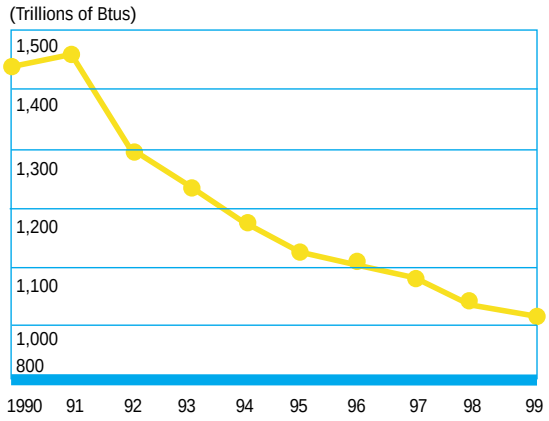

During the 1990s, energy use in federal buildings decreased by about 30 percent.

Source: U.S. Department of Energy, Energy Information Administration.



Pulte Homes

Building America—Pulte Homes

Pulte Homes Southwest Division has used technical assistance from the Department of Energy's Building America program to create what one residential expert calls "the best production house in the world," which won the 2001 National Association of Home Builders' Energy Value Award. In Tucson, Phoenix, and Las Vegas, Pulte Homes has worked with the Department of Energy to redesign the energy features of its basic models.

Using advanced insulation techniques, highly efficient equipment and windows, and right-sized heating and cooling systems, the homes look the same, but perform so well they use half the energy for heating and cooling at virtually no increase in construction costs.

The whole building/systems engineering approach used in the Building America program allows builders to add more insulation and more efficient windows while reducing the size of the heating and cooling equipment. The trade-off means no added cost to the builder, better value for the buyer, reduced electric load for the utility, and improved affordability.

go toward heating and cooling. Additional savings are possible when efficient appliances are purchased or major home renovations are undertaken. Installing a new, more efficient gas furnace can save up to 20 percent annually on natural gas. New buildings offer the greatest energy efficiency opportunities and can be designed to be both more comfortable and more efficient, cutting heating and cooling costs by close to 50 percent.

In commercial buildings, typically the quickest, most cost effective way to increase energy efficiency is to replace the lighting systems. Sensors help to avoid 24-hour operation of lights and equipment that are only used for a portion of the day. As with homes, advances in windows, heating and air conditioning systems, overall building designs, and equipment and appliances present significant energy saving opportunities.

Many families and businesses can face obstacles to realizing energy cost reductions.

Insufficient Information

Monthly energy bills generally report only total electricity or natural gas used, leaving families and businesses unsure about which energy services are most responsible for their energy use, and which investments could best help them reduce their costs. In addition, consumers may be unsure about the credibility of the energy-saving claims of individual manufacturers, salesmen, and designers. This incomplete information causes imperfections in the marketplace that hinder purchases of efficient technologies that would actually save families and businesses money.

Lack of Availability

Frequently, the most energy efficient products cost more and are not widely available, especially in smaller communities. Builders who would like to construct more efficient homes and businesses face the same problem at the wholesale level. For example, to keep costs down, builders are less likely to install top-of-the-line,

highly efficient products. The less expensive and generally less efficient products are heavily stocked and deeply discounted due to volume ordering. The decisions made about the energy efficiency of buildings and homes are not usually made by the consumer who will ultimately pay the energy bills. The incentive is for the builders to choose the material that poses the least cost to the builder, which is not necessarily the most energy efficient choice.

Lack of Automation

People often walk out of their offices and homes with the lights on and the air conditioner running. Turning off unused appliances, electronics, and lights is not always easy. Lack of automation (e.g., daylight sensors) means that conservation mostly depends on people turning off switches. Some appliances and electronics, such as stereos, video tape players, and televisions, continue to use electricity even after they are turned off.

Higher Initial Costs

Efficient products often cost more than less efficient versions, especially when they are first introduced to the market. Unless consumers can verify the resulting savings, they may be reluctant to pay the additional costs. Businesses that adopt labeling programs that spell out energy savings may be more successful in selling a more efficient, yet initially more expensive product. Higher initial costs can be particularly difficult for the purchaser or builder of a new home or office building.

Industry and Agriculture

Six industries consume three-quarters of all industrial energy: lumber and paper; chemicals; petroleum refining; primary metals; food processing; and stone, clay, and glass. Improved energy efficiency in these energy-intensive industries yields even larger improvements in overall productivity, product quality, safety, and pollution prevention. Manufacturing companies generally obtain their largest savings from improved efficiency of motors (motors account for 54 percent of electricity use in manufacturing) and from improved steam and hot-water systems. Many companies can reduce energy needs further by cogenerating their electricity and heat for steam.



High energy prices during the 1970s and early 1980s caused many farmers to find ways to reduce their energy costs, such as by switching from gasoline-powered to more fuel efficient diesel-powered engines and by adopting conservation tillage practices.

Energy use for U.S. agriculture grew during the 1960s and 1970s, peaking in 1978. High energy prices during the 1970s and early 1980s caused many farmers to find ways to reduce their energy costs, such as by switching from gasoline-powered to more fuel-efficient diesel-powered engines, adopting conservation tillage practices, shifting to larger multiprocessor machines, and using energy saving methods for drying and irrigating crops. These measures helped farmers reduce their energy use by 41 percent from 1978 to 1998, while agricultural output grew by about 40 percent over the same period.

Farmers can reap additional energy savings as they replace old machinery with more energy efficient equipment. Furthermore, farmers can adopt more advanced practices, such as precision farming, that optimize the use of machines, chemicals, and fertilizers to achieve energy savings. New seed varieties can also reduce energy-intensive chemical requirements.

Despite the opportunity for increased energy efficiency, the industrial and agricultural sectors face several obstacles. Because many manufacturing and farming operations are highly specialized, they need specific information on energy-saving opportunities to effectively respond to energy price signals and supply problems.

Cogeneration

In 1998, Malden Mills Industries, a textile manufacturer employing 2,300 workers in Lawrence, Massachusetts, installed a state-of-the-art combined heat and power (CHP) facility. The system uses two 4.3 MW industrial gas turbines, retrofitted with ceramic combustion liners, that were developed as part of the Department of Energy's Advanced Turbine Systems program, and that enable higher operating temperatures and lower emissions. The CHP system saves Malden Mills more than $1 million annually. The liners have accumulated more than 9,500 hours of successful operation and have cut emissions of nitrogen oxides and carbon monoxide to less than 15 parts per million.



In order for manufacturing or agriculture to switch to more efficient energy products and practices, significant costs are incurred due to production delays, waste and spoilage, and labor costs. As a result, manufacturers and farmers tend to use readily available and reliable equipment when upgrading, instead of untested, newer products and approaches.

Because of their large needs for both heat and electricity, businesses find combined heat and power (CHP) systems particularly attractive. However, replacing old, inefficient boilers with highly efficient CHP systems may add a number of new regulatory requirements (such as air permits), but does not offer the same tax depreciation incentives the tax code grants to power plants.

Recommendations:

★ The NEPD Group recommends that the President direct the Secretary of the Treasury to work with the Congress on legislation to encourage increased energy efficiency through combined heat and power (CHP) projects by shortening the depreciation life for CHP projects or providing an investment tax credit.

★ The NEPD Group recommends that the President direct the Administrator of the Environmental Protection Agency (EPA) to work with local and state governments to promote the use of well-designed CHP and other clean power generation at brownfield sites, consistent with the local communities' interests. EPA will also work to clarify liability issues if they are raised at a particular site.

★ The NEPD Group recommends that the President direct the EPA Administrator to promote CHP through flexibility in environmental permitting.

Conservation can be improved by car pooling, telecommuting, increasing public transit choices, and pricing highway use during periods of peak demand.

Transportation

Transportation plays a key role in a growing U.S. economy, comprising 16 percent of GDP in 1998, 10.5 percent of total employment, and 27 percent of total U.S. energy consumption. Trucks and automobiles account for over three-fourths of the sector's petroleum use, with the remainder attributable to rail, ship, air, and pipeline systems. Mass transit ridership has increased by 21 percent since 1996. Automobiles today use roughly 60 percent of the gasoline they did in 1972 per mile driven, due in part to new technology, such as better engine and design controls, improved transmission, weight reduction, and improved aerodynamics. Despite the adoption of more efficient transportation technologies, average fuel economy for passenger vehicles has remained relatively flat for ten years and is, in fact, at a twenty-year low, in large part due to the growth and popularity of low-fuel-economy pickup trucks, vans, and sport utility vehicles (Figure 4-4).

Recommendation:

★ The NEPD Group recommends that the President direct the Secretary of Transportation to:

- Review and provide recommendations on establishing Corporate Average Fuel Economy (CAFE) standards with due consideration of the National Academy of Sciences study to be released in July 2001. Responsibly crafted CAFE standards should increase efficiency without negatively impacting the U.S. automotive industry. The determination of future fuel economy standards must therefore be addressed analytically and based on sound science.
- Consider passenger safety, economic concerns, and disparate impact on the U.S. versus foreign fleet of automobiles.
- Look at other market-based approaches to increasing the national average fuel economy of new motor vehicles.

Opportunities for reducing oil demand in the transportation sector include increasing conservation, vehicle efficiency, and alternative fuels. Conservation can be improved by car pooling, telecommuting, and increasing transit choices. For example, an increase in the average fuel economy of the on-road vehicle fleet by three miles per gallon would save one million barrels of oil a day, or about half of the global shortfall between supply and demand that triggered the oil price increases since 1998. In addition, fuel conservation can be further improved by technologies to reduce congestion.

A recent analysis indicates that the fuel economy of a typical automobile could be enhanced by 60 percent by increasing engine and transmission efficiency and reducing vehicle mass by about 15 percent. Several promising efficiency technologies are being presented to the U.S. market. For example, some automobile manufacturers have already introduced hybrid vehicles, and others have announced that they will introduce hybrid vehicles within the next several years. Advanced lightweight materials offer up to 6 percent improvement in mileage for each 10 percent reduction in body weight. Although promising, it may be many years before hybrids become a substantial part of the automotive fleet.

Recommendations:

★ The NEPD Group recommends that the President direct the Secretary of Transportation to review and promote congestion mitigation technologies and strategies and to work with the Congress on legislation to implement these strategies.

★ The NEPD Group recommends that the President direct the Secretary of the Treasury to work with Congress on legislation to increase energy efficiency with a tax credit for fuel-efficient vehicles. The NEPD Group recommends that a temporary, efficiency-based income tax credit be available for purchase of new hybrid or fuel cell vehicles between 2002 and 2007.

Higher Initial Production Costs

Because of the large economies of scale in automobile manufacturing, new technologies with limited early production runs often enter the market at higher initial costs. In this highly competitive international market, higher initial production costs can be a significant impediment to the introduction of new technologies. Unless U.S. automakers can remain competitive with their overseas counterparts, it is unlikely they will invest in new, more efficient technologies. Vehicle efficiency technologies, such as advanced engines, fuel cells, and cutting-edge electronic drive-train technologies, will become widely available only when component costs are reduced or demand is increased.

Hybrid Vehicles

The engine of a conventional gasoline vehicle is typically sized for the small amount of time the driver spends accelerating to enter the freeway, to pass another car, or to climb a hill. Most of the time it operates at less than 20 percent efficiency. An attractive alternative is to use a hybrid system that allows the engine to operate at peak efficiency, and get a boost from a battery when entering the freeway or climbing a hill. Not only does this system allow improved performance from a smaller engine, but the energy usually lost in stopping the car can be recovered and stored in the battery.

What does this mean to the average American? Significantly improved fuel economy and reduced emissions.

Figure 4-4
Fuel Efficiency of Light Vehicles Has Remained Flat
(Miles per Gallon)

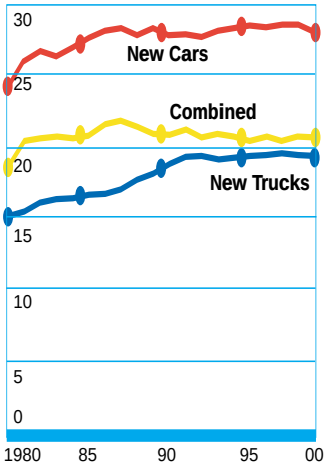

Despite the adoption of more efficient transportation technologies, U.S. average fuel economy has been flat for 10 years. In large part, this is due to the growth of low-fuel-economy pickup trucks, vans, and sport utility vehicles.

Source: U.S. Department of Energy, Energy Information Administration.

Summary of Recommendations

Using Energy Wisely: Increasing Energy Conservation and Efficiency

★ The NEPD Group recommends that the President direct the Office of Science and Technology Policy and the President's Council of Advisors on Science and Technology to review and make recommendations on using the nation's energy resources more efficiently.

★ The NEPD Group recommends that the President direct the Secretary of Energy to conduct a review of current funding and historic performance of energy efficiency research and development programs in light of the recommendations of this report. Based on this review, the Secretary of Energy is then directed to propose appropriate funding of those research and development programs that are performance-based and are modeled as public-private partnerships.

★ The NEPD Group recommends that the President direct the Secretary of Energy to promote greater energy efficiency.

- Expand the Energy Star program beyond office buildings to include schools, retail buildings, health care facilities, and homes.
- Extend the Energy Star labeling program to additional products, appliances, and services.
- Strengthen Department of Energy public education programs relating to energy efficiency.

★ The NEPD Group recommends that the President direct the Secretary of Energy to improve the energy efficiency of appliances.

- Support the appliance standards program for covered products, setting higher standards where technologically feasible and economically justified.
- Expand the scope of the appliance standards program, setting standards for additional appliances where technologically feasible and economically justified.

★ The NEPD Group recommends that the President direct heads of executive departments and agencies to take appropriate actions to conserve energy use at their facilities to the maximum extent consistent with the effective discharge of public responsibilities. Agencies located in regions where electricity shortages are possible should conserve especially during periods of peak demand. Agencies should report to the President, through the Secretary of Energy, within 30 days on the conservation actions taken.

★ The NEPD Group recommends that the President direct the Secretary of the Treasury to work with Congress to encourage increased energy efficiency through combined heat and power (CHP) projects by shortening the depreciation life for CHP projects or providing an investment tax credit.

★ The NEPD Group recommends that the President direct the Administrator of the Environmental Protection Agency (EPA) to work with local and state governments to promote the use of well-designed CHP and other clean power generation at brownfields sites, consistent with the local communities' interests. EPA will also work to clarify liability issues if they are raised at a particular site.

★ The NEPD Group recommends that the President direct the EPA Administrator to promote CHP through flexibility in environmental permitting.

★ The NEPD Group recommends that the President direct the Secretary of Transportation to:

- Review and provide recommendations on establishing Corporate Average Fuel Economy (CAFE) standards with due consideration of the National Academy of Sciences study to be released in July 2001. Responsibly

crafted CAFE standards should increase efficiency without negatively impacting the U.S. automotive industry. The determination of future fuel economy standards must therefore be addressed analytically and based on sound science.
- Consider passenger safety, economic concerns, and disparate impact on the U.S. versus foreign fleet of automobiles.
- Look at other market-based approaches to increasing the national average fuel economy of new motor vehicles.

★ The new NEPD Group recommends that the President direct the Secretary of Transportation to review and promote congestion mitigation technologies and strategies and work with Congress on legislation to implement these strategies.

★ The NEPD Group recommends that the President direct the Secretary of the Treasury to work with Congress on legislation to increase energy efficiency with a tax credit for fuel-efficient vehicles. The NEPD Group recommends that a temporary, efficiency-based income tax credit be available for purchase of new hybrid fuel cell vehicles between 2002 and 2007.

★ The NEPD Group recommends that the President direct all agencies to use technological advances to better protect our environment.
- The Administration remains committed to investing in Intelligent Transportation Systems (ITS) and encourages the private sector to invest in ITS applications. This Department of Transportation (DOT) program funds the development of improved transportation infrastructure that will reduce congestion, such as traveler information/navigation systems, freeway management, and electronic toll collection. ITS applications reduce fuel associated with travel.
- The Administration remains committed to the DOT's fuel-cell-powered transit bus program, authored by the Transportation Equity Act for the 21st Century (TEA-21). This program demonstrates the viability of fuel-cell power plants for transit bus applications.
- The Administration remains committed to the Clean Buses program. TEA-21 establishes a new clean fuel formula grant program, which provides an opportunity to accelerate the introduction of advanced bus propulsion technologies into the mainstream of the nation's transit fleet.

★ The NEPD Group recommends that the President direct the EPA and DOT to develop ways to reduce demand for petroleum transportation fuels by working with the trucking industry to establish a program to reduce emissions and fuel consumption from long-haul trucks at truck stops by implementing alternatives to idling, such as electrification and auxiliary power units at truck stops along interstate highways. EPA and DOT will develop partnership agreements with trucking fleets, truck stops, and manufacturers of idle-reducing technologies (*e.g.*, portable auxiliary packs, electrification) to install and use low-emission-idling technologies.

★ The NEPD Group recommends that the President direct the Secretary of Energy to establish a national priority for improving energy efficiency. The priority would be to improve the energy intensity of the U.S. economy as measured by the amount of energy required for each dollar of economic productivity. This increased efficiency should be pursued through the combined efforts of industry, consumers, and federal, state, and local governments.

★ The NEPD Group recommends that the President direct the EPA Administrator to develop and implement a strategy to increase public awareness of the sizable savings that energy efficiency offers to homeowners across the country. Typical homeowners can save about 30 percent (about $400) a year on their home energy bill by using Energy Star-labeled products.

Energy for a New Century

Increasing Domestic Energy Supplies

America's energy strength lies in the abundance and diversity of its energy resources, and in its technological leadership in developing and efficiently using these resources. Our nation has rich deposits of coal, oil, and natural gas. The United States is the third-largest oil-producing nation in the world, despite a thirty-year decline in domestic production. While our economy runs primarily on fossil fuels, we also have long experience with hydropower and nuclear energy. We are pursuing the ability to further capture the energy of sunlight, the heat of the earth, and the power of wind.

Figure 5-1
U.S. Energy Production: 1970–2000

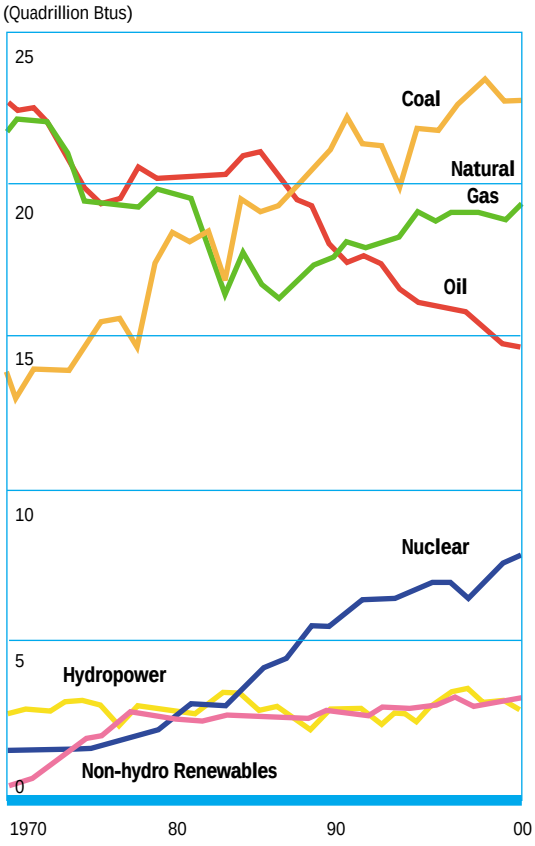

Production of coal, the nation's most abundant fuel source, exceeded 1 billion tons in 2000. Electricity generation accounted for about 90 percent of U.S. coal consumption last year.

Source: U.S. Department of Energy, Energy Information Administration.

Economic factors will help determine the future development of our nation's energy sources. These factors will be shaped not only by conservation, energy demand, and the cost of energy development, but also by the regulations that federal, state, and local governments put in place to balance energy needs with legitimate competing aims, including the protection of the environment. A number of factors will make it difficult to increase domestic energy production in response to the growing demand for energy: economic and technological factors associated with depletion of the fossil fuel resource base in the U.S.; regulatory uncertainty; limitations on access to federal lands with high potential for new discoveries; infrastructure constraints, such as electricity transmission and gas pipeline bottlenecks; and conflicts with legitimate land use, environmental, and other public policy goals.

The United States has significant domestic energy resources, and remains a major energy producer. Between 1986 and 2000, production of coal, natural gas, nuclear energy, and renewable energy increased. However, these increases have been largely offset by declines in oil production (Figure 5-1).

U.S. Department of the Interior, Minerals Management Service



Even with improved energy efficiency, the United States will need more energy supply. U.S. energy demand is projected to rise to 127 quadrillion Btus by 2020, even with significantly improved energy efficiency. However, domestic production is expected to rise to only 86 quadrillion Btus by 2020. The shortfall between projected energy supply and demand in 2020 is nearly 50 percent. That shortfall can be made up in only three ways: import more energy; improve energy efficiency even more than expected; and increase domestic energy supply.

The challenge for our nation is to use technology to maintain and enhance the diversity of our supplies, thus providing a reliable and affordable source of energy for Americans. These goals can and must be accomplished while maintaining our commitment to environmental protection.

Oil and Natural Gas

Oil and natural gas are the dominant fuels in the U.S. economy, providing 62 percent of the nation's energy and almost 100 percent of its transportation fuels. By 2020, the Energy Information Administration expects the United States will need about 50 percent more natural gas and one-third more oil to meet demand.

U.S. oil production is expected to decline over the next two decades. Over the same period, demand for natural gas will most likely continue to outpace domestic production. As a result, the United States will rely increasingly on imports of both natural gas and oil from Canada, and imports of oil and liquefied natural gas from producers across the globe.

21st Century Technology

Remaining U.S. oil reserves are becoming increasingly costly to produce because much of the lower-cost oil has already been largely recovered. The remaining resources have higher exploration and production costs and greater technical challenges, because they are located in geologically complex reservoirs, (*e.g.*, deep water

Figure 5-2

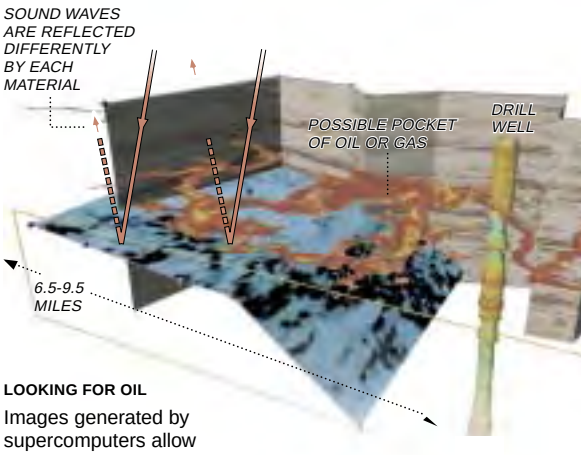

LOOKING FOR OIL

Images generated by supercomputers allow geologists to locate small pockets of oil or gas.

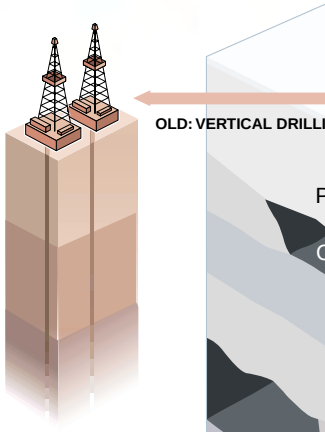

DRILLING TECHNOLOGY

Old drills were limited to a single vertical well, but newer wells can drill horizontally or spread in different directions to tap small pockets of oil.

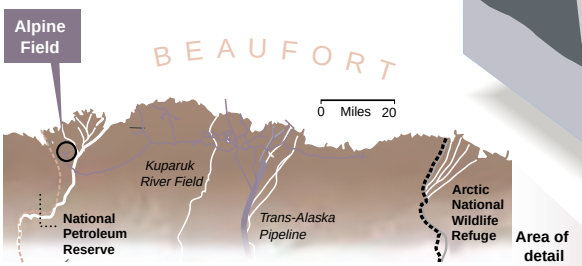

TRANSPORTING THE OIL

A 14-inch pipeline connects the Alpine field to the Trans-Alaska Pipeline about 60 miles west of the Arctic National Wildlife Refuge, a site proposed for new drilling.

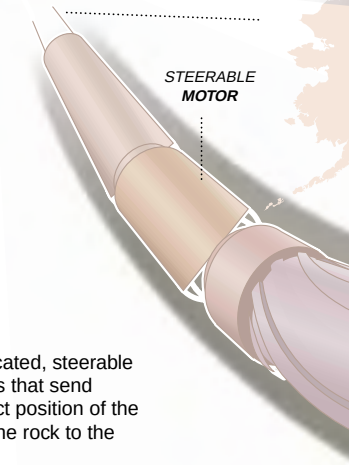

TRANSPORTING THE OIL

Today's drills are sophisticated, steerable machines with instruments that send information about the exact position of the drill bit and properties of the rock to the drilling team.

***DRILL BIT**: MADE OF STEEL AND/OR TUNGSTEN*

Sources: Phillips Petroleum Company, Chevron Corporation, BP Amoco, Magic Earth, Arctic Connections.

Using the Latest Drilling Technology to Reduce Environmental Damage

Oil drilling sites like those in the Alpine field on Alaska's North Slope are using cutting-edge technology in hopes of reducing environmental damage.

Recent advances are lessening the industry's impact on the fragile Arctic ecosystem.



BP Amoco

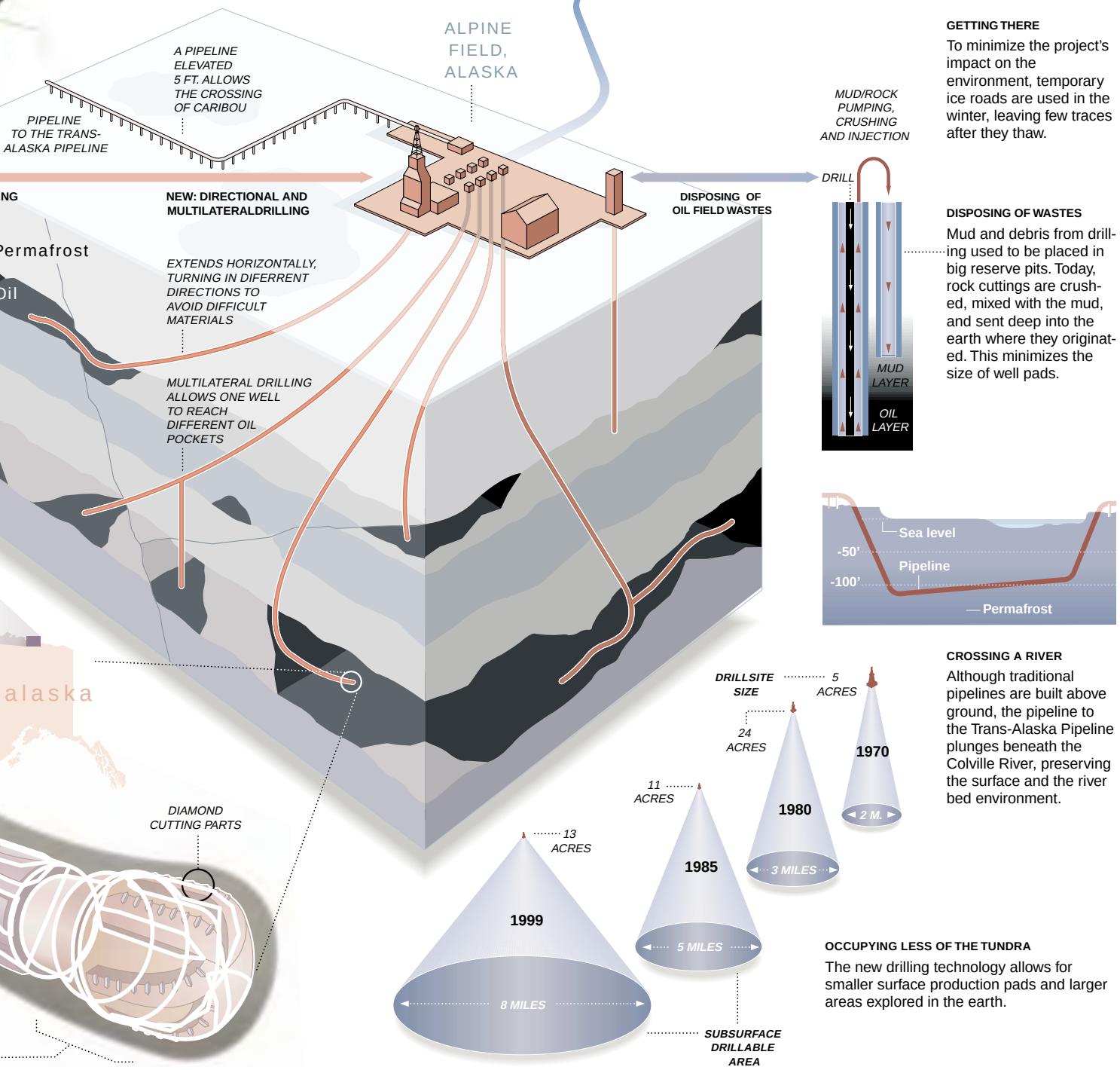

GETTING THERE

To minimize the project's impact on the environment, temporary ice roads are used in the winter, leaving few traces after they thaw.

DISPOSING OF WASTES

Mud and debris from drilling used to be placed in big reserve pits. Today, rock cuttings are crushed, mixed with the mud, and sent deep into the earth where they originated. This minimizes the size of well pads.

CROSSING A RIVER

Although traditional pipelines are built above ground, the pipeline to the Trans-Alaska Pipeline plunges beneath the Colville River, preserving the surface and the river bed environment.

OCCUPYING LESS OF THE TUNDRA

The new drilling technology allows for smaller surface production pads and larger areas explored in the earth.

Source: New York Times News Service

21st Century Technology: The Key to Environmental Protection and New Energy Production

Producing oil and gas from geologically challenging areas while protecting the environment is important to Americans and to the future of our nation's energy security. New technology and management techniques allow for sophisticated energy production as well as enhanced environmental protection. A technology evolution has occurred in the way oil and natural gas are found. The computer, three dimensional seismic technology, and other technologies have transformed the process from one based on "feel," to one highly dependent on the most advanced and sophisticated technology available. These technologies reduce cost and protect the environment.

Today's oil and gas exploration technology, for example, is boosting the success rate of pinpointing new resources. The results: fewer dry holes, reduced waste volumes, and a cleaner environment. Smaller, lighter drilling rigs coupled with advances in directional and extended-reach drilling significantly increase protection of the environment.

- Advanced, more energy efficient drilling and production methods:
  - — reduce emissions;
  - — practically eliminate spills from offshore platforms; and
  - — enhance worker safety, lower risk of blowouts, and provide better protection of groundwater resources.
- With each improvement in operational performance and efficiency, more oil and gas resources can be recovered with fewer wells drilled, resulting in smaller volumes of:
  - — cuttings;
  - — drilling muds and fluids; and
  - — produced waters.
- Modular drilling rigs, "slimhole" drilling, directional drilling, and other advances enable:
  - — production of oil and gas with increased protection to wetlands and other sensitive environments;
  - — reduced greenhouse gas emissions;
    and worker safety through the use of innovative best management practices.

Other examples of advanced technology include:

- 3-D seismic technology that enables geologists to use computers to determine the location of oil and gas before drilling begins, dramatically improving the exploration success rate;
- deep-water drilling technology that enables exploration and production of oil and gas at depths over two miles beneath the ocean's surface;
- high-powered lasers that may one day be used for drilling for oil and gas; and
- highly sophisticated directional drilling that enables wells to be drilled long horizontal distances from the drilling site.

:

and harsh environments).

While the resource base that supplies today's natural gas is vast, U.S. conventional production is projected to peak as early as 2015. Increasingly, the nation will have to rely on natural gas from unconventional resources, such as tight sands, deep formations, deep water, and gas hydrates. Also, many resources are in environmentally sensitive areas that require use of less intrusive technologies.

New technologies are being developed to reduce both the environmental effects and the economic costs of exploration for oil and gas. These exciting new technologies, like horizontal drilling and three-dimensional seismic technology allow for much greater precision and significantly less impact on the environment (Figure 5-2).

Small independent businesses account for 50 and 65 percent, respectively, of domestic petroleum and natural gas production in the lower 48 states. However, even when new technology is available, independent producers can lack the investment capital needed to apply the technology and be unable to cope with the increased economic and technical risks associated with harder-to-recover resources.

For example, most new gas wells drilled in the United States will require hydraulic fracturing. This is a common procedure used by producers to complete gas wells by stimulating the well's ability to flow increased volumes of gas from the reservoir rock into the wellbore. During a fracture procedure, fluid and a propping agent (usually sand) are pumped into the reservoir rock, widening natural fractures to provide paths for the gas to migrate to the wellbore. In certain formations, it has been demonstrated that the gas flow rate may be increased as much as twenty-fold by hydraulic fracturing. Each year nearly 25,000 oil and gas wells are hydraulically fractured.

The use of hydraulic fracturing in natural gas production from coal seams is one of the fastest-growing sources of gas production. This source will most likely face added controls, and costs to ensure that disposal (by re-injection or discharge) of production waters is done in an environmentally sensitive manner.

For each of these issues, opportunities exist to better coordinate, improve performance, and meet America's energy, public health, safety and environmental goals.

Recommendation:

★ The NEPD Group recommends that the President direct the Secretaries of Energy and the Interior to promote enhanced oil and gas recovery from existing wells through new technology.

Anywhere from 30 to 70 percent of oil, and 10 to 20 percent of natural gas, is not recovered in field development. It is estimated that enhanced oil recovery projects, including development of new recovery techniques, could add about 60 billion barrels of oil nationwide through increased use of existing fields (Figure 5-3).

Figure 5-3
Major U.S. Oil and Gas Fields

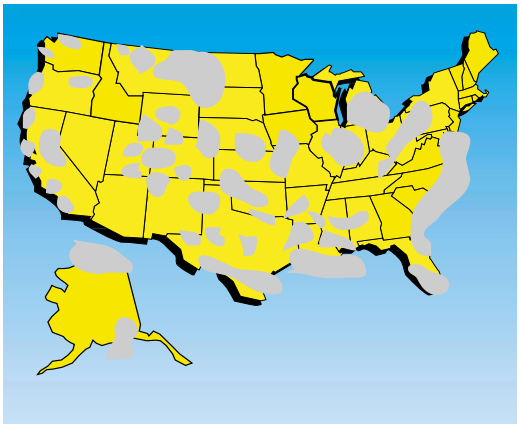

The United States is the most mature oil-producing region in the world, and much of our easy-to-find resource base has been delpeted. Advanced exploration and production technologies of the past two decades have played a key role in recovering additional oil and natural gas from existing fields.

Source: U.S. Department of Energy, Energy Information Administration.

Public Lands Leasing

The federal government owns about 31 percent of the nation's land, so it can have a major role in increasing energy production in appropriate places. A large portion of U.S. energy resources are contained in these federal lands and offshore areas. Public lands provide nearly 30 percent of

Small independent businesses account for 50 and 65 percent, respectively, of domestic petroleum and natural gas production in the lower 48 states.

annual national energy production, and are estimated to contain a substantial majority of the nation's undiscovered domestic energy resources.

Portions of federal onshore and offshore lands are off-limits to oil and gas exploration and development. Access is restricted for a variety of reasons, including administrative land withdrawals for competing land uses, such as national defense or water projects; and stipulations affecting surface occupancy, use, and timing for environmental compatibility.

Recommendations:

★ The NEPD Group recommends that the President direct the Secretary of the Interior to examine land status and lease stipulation impediments to federal oil and gas leasing, and review and modify those where opportunities exist (consistent with the law, good environmental practice, and balanced use of other resources).

- Expedite the ongoing Energy Policy and Conservation Act study of impediments to federal oil and gas exploration and development.
- Review public lands withdrawals and lease stipulations, with full public consultation, especially with the people in the region, to consider modifications where appropriate.

★ The NEPD Group recommends that the President direct the Secretary of the Interior to consider economic incentives for environmentally sound offshore oil and gas development where warranted by specific circumstances: explore opportunities for royalty reductions, consistent with ensuring a fair return to the public where warranted for enhanced oil and gas recovery; for reduction of risk associated with production in frontier areas or deep gas formations; and for development of small fields that would otherwise be uneconomic.

Offshore

Congress has designated about 610 million acres off limits to leasing on the Outer Continental Shelf (OCS), which contains large amounts of recoverable oil and gas resources. These Congressional moratoria have been expanded by Presidential action through 2012, effectively confining the federal OCS leasing program to the central and western Gulf of Mexico, a small portion of the eastern Gulf, existing leases off California's shore, and areas off of Alaska.

Concerns over the potential impacts of oil spills have been a major factor behind imposition of the OCS moratoria. For areas that are available for possible development, it is projected that with advanced technology, we could recover 59 billion barrels of oil and 300 trillion cubic feet of natural gas. This type of exploration and production from the OCS has an impressive environmental record. For example, since 1985, OCS operators have produced over 6.3 billion barrels of oil, and have spilled only 0.001 percent of production. Naturally occurring oil seeps add about 150 times as much oil to the oceans. Additionally, about 62 percent of OCS energy production is natural gas, which poses little risk of pollution.

For those areas that are available for potential coastal zone and OCS exploration and production activity, businesses must comply with a variety of federal and state statutes, regulations, and executive orders. Aspects of these, under the Coastal Zone Management Act and the Outer Continental Shelf Lands Act and their regulations, attempt to provide for responsible development while considering important environmental resources. However, effectiveness is sometimes lost through a lack of clearly defined requirements and information needs from federal and state entities, as well as uncertain deadlines during the process. These delays and uncertainties can hinder proper energy exploration and production projects.

The Deep Water Royalty Relief Act of 1995, granting variable royalty reductions for new leases in deep water, contributed to a significant increase in deep-water leasing in the central and western Gulf over the last five years. The opportunities created in deep water help spur the development of new

technologies and infrastructure for this frontier area. However, substantial economic risks remain to investment in deep water and continued incentives could help draw investment in other countries. Similar incentives could spur development in other technological frontiers, such as deep gas, or make possible continued production from both offshore and onshore fields near the end of their economic life.

Recommendation:

★ The NEPD Group recommends that the President direct the Secretaries of Commerce and Interior to re-examine the current federal legal and policy regime (statutes, regulations, and Executive Orders) to determine if changes are needed regarding energy-related activities and the siting of energy facilities in the coastal zone and on the Outer Continental Shelf (OCS).

Arctic Outer Continental Shelf

It is estimated there are significant undiscovered resources in the two planning areas of the Arctic OCS. Geologists estimate that there are approximately 22.5 billion barrels of oil and 92 trillion cubic feet of natural gas in the Arctic OCS. The Beaufort Sea Planning Area encompasses approximately 65 million acres. Active leases within the Beaufort Sea Planning Area represent only 0.4 percent of the total acreage, and only 5 percent of the leased acreage is being actively pursued for development and production. The Chukchi Sea Planning Area encompasses approximately 63.7 million acres, none of which is currently leased.

Lease offerings totaling 58 million acres over the past twenty years have resulted in 34 exploratory wells. Two oil discoveries are now moving toward production, but economic factors have delayed several others. These discoveries have estimated recoverable reserves of more than 260 million barrels of oil. This is another area where periodic, well-scheduled lease sales can help contribute to national energy production.



The high-technology oil industry requires an educated, technologically sophisticated work force. Many workers left the industry in the mid-1980s because of job insecurity caused by price volatility. The lack of an experienced work force today may limit the amount and increase the cost of future exploration and production activity.

U.S. Department of Energy

Recommendation:

★ The NEPD Group recommends that the President direct the Secretary of the Interior continue OCS oil and gas leasing and approval of exploration and development plans on predictable schedules.

Onshore

North Slope Oil and Gas

The Alaska North Slope is a promising area for discovery of additional reserves to increase our domestic production of oil and natural gas. Currently, state lands on Alaska's North Slope provide about 17 percent of U.S. oil production. Oil and gas development in the Arctic, however, needs to be done in an environmentally responsible manner, using new technology and relying upon on the best available scientific information. Such technology is making it possible to explore and develop oil and gas with significantly less impact on the environment. Areas with potential for oil and gas development are the National Petroleum Reserve–Alaska (NPR–A), the Arctic Outer Continental Shelf, and the Arctic National Wildlife Refuge (ANWR).

National Petroleum Reserve–Alaska

The National Petroleum Reserve–Alaska lies between the Brooks Range and the Arctic Ocean. The U.S. Geological Survey (USGS) estimates a high potential for oil and gas resources in the NPR–A, with a mean estimate of 2.1 billion barrels of oil and 8.5 trillion cubic feet of gas. A leasing program was designed and initiated in 1999 for the northeast sector of NPR–A, resulting in the award of 133 leases covering 900,000 acres. Eight exploratory wells have been completed in the past two years, and additional exploratory wells are expected this coming winter.

Recommendation:

★ The NEPD Group recommends that the President direct the Secretary of the Interior to consider additional environmentally responsible oil and gas development, based on sound science and the best available technology, through further lease sales in the National Petroleum Reserve-Alaska. Such consideration should include areas not currently leased within the Northeast corner of the Reserve.

Arctic National Wildlife Refuge

The Alaska National Interest Lands Conservation Act expanded ANWR from 9 million acres to 19 million acres, and designated 8 million acres as wilderness. Congress specifically left open the question of management of a 1.5-million-acre Arctic Coastal Plain area of ANWR because of the likelihood that it contains significant oil and gas resources. Section 1002 of the Act directed the Department of the Interior to conduct geological and biological studies of the Arctic Coastal Plain, "the 1002 Area," and to provide to Congress the results of those studies with recommendations on future management of the area. Section 1003 of the Act prohibits leasing of the 1002 Area until authorized by an act of Congress.

In 1987, after more than five years of biological baseline studies, surface geological studies, and two seasons of seismic exploration surveys, the Department of the Interior recommended to Congress that the 1002 Area be leased for oil and gas exploration and production in an environmentally sensitive manner. In 1995, both the Senate and the House passed legislation containing a provision to authorize leasing in the 1002 Area, but the legislation was vetoed.

In May 1998, the USGS issued revised estimates of oil and gas resources in the 1002 Area. The 1998 USGS assessment shows an overall increase in estimated oil resources when compared to all previous government estimates. The estimate reaffirms the 1002 Area's potential as the single most promising prospect in the United States. The total quantity of recoverable oil within the entire assessment area is estimated to be between 5.7 and 16 billion barrels (95 percent and 5 percent probability range) with a mean value of 10.4 billion barrels. The mean estimate of 10.4 billion barrels is just below the amount produced to date from North America's largest field, Prudhoe Bay, since production began 23 years ago. Peak production from ANWR could to be between 1 and 1.3 million barrels a day and account for more than 20 percent of all U.S. oil production. ANWR production could equal 46 years of current oil imports from Iraq.

Technological improvements over the past 40 years have dramatically reduced industry's footprint on the tundra, minimized waste produced, and protected the land for resident and migratory wildlife. These advances include the use of ice roads and drilling pads, low-impact exploration approaches such as winter-only exploration activities, and extended reach and through-tubing rotary drilling. These technologies have significantly reduced the size of production-related facilities on the North Slope. Estimates indicate that no more than 2,000 acres will be disturbed if the 1002 Area of ANWR is developed. For purposes of comparison, ANWR is about the size of the state of South Carolina, whereas the developed area is estimated to be less than one-fifth the size of Washington D.C.'s Dulles International Airport.

Recommendation:

★ The NEPD Group recommends that the President direct the Secretary of the Interior to work with Congress to authorize exploration and, if resources are discovered, development of the 1002 Area of ANWR. Congress should require the use of the best available technology and should require that activities will result in no significant adverse impact to the surrounding environment.

Other Onshore Restrictions

There is a significant potential for oil and gas resources on federal land in the lower 48 states as well. According to the most recent estimates from the USGS and the Minerals Management Service, oil resources underlying federal lands in the lower 48 states are estimated to be 4.1 billion barrels, and natural gas reserves are estimated to be 167 trillion cubic feet (Figure 5-4). Much of these potential resources have been placed off-limits or are subject to significant restrictions. For example, about 40 percent of the natural gas resources on federal land in the Rocky Mountain region have been placed off-limits.

The Department of the Interior initiated a study to examine the energy potential and restrictions on development on federal lands in the lower 48 states. In many cases, limits on oil and gas development are appropriate. However, improved technology has helped to reduce the impact of oil and gas development on the environment.

Exploration and Production

To meet increased natural gas demand in the coming decades, total wells drilled annually will need to double the 1999 level by 2020. Very few new onshore rigs have been built since the mid-1980s, because the oil field supply and service sectors have been hit especially hard by price volatility. Major additions to the offshore rig fleet will also be needed just to develop existing leases. The lack of an experienced work force may limit the speed and increase the cost of exploration and production activity.

Figure 5-4
Restricted Natural Gas Resource Areas in the U.S. Lower 48

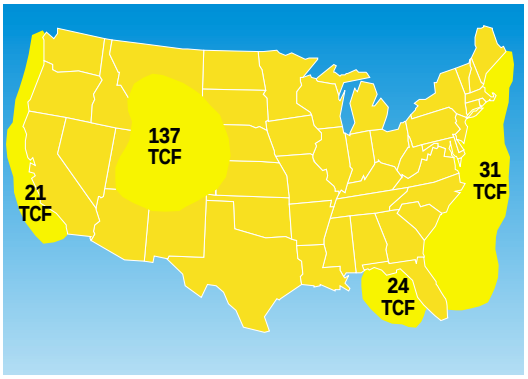

Much of the nation's oil and gas resource base resides on federal lands or in federal waters. A large portion of this is not open to exploration and development. For example, an estimated 40 percent or 137 trillion cubic feet of potential natural gas resource in the Rockies is either closed to exploration (29 tcf) or is open to development under restrictive provisions (108 tcf).

Source: U.S.Department of Energy, Energy Information Administration.

Electricity

Electricity is an essential part of modern life. When supply fails to keep pace with demand, costs to consumers and businesses rise and reliability falls. The California experience demonstrates the crippling effect that electricity shortages and blackouts can have on a state or region. This summer, the possibility exists for more intense electricity shortfalls in the West, with additional problems possible in New York City and on Long Island.

Electricity demand is projected to grow sharply over the next twenty years. Based on current estimates, the United States will need about 393,000 MW of new generating capacity by 2020 to meet the growing demand. If the U.S. electricity demand continues to grow at the high rate it has recently, we will need even more generating capacity. To meet that future demand, the United States will have to build between 1,300 to 1,900 new power plants; that averages out to be more than 60 to 90 plants a year, or more than one a week.

Over the next few years, if the demand for electricity continues to grow as predicted, and if we fail to implement a

comprehensive energy plan that recognizes the need to increase capacity, we can expect our electricity shortage problems to grow. The result will be higher costs and lower reliability.

Electricity Restructuring

One of the most important energy issues facing the Administration and Congress is electricity restructuring. The electricity industry is going through a period of dramatic change. To provide ample electricity supplies at reasonable prices, states are opening their retail markets to competition. This is the most recent step in a long transition from reliance on regulation to reliance on competitive forces.

Changes in Wholesale Electricity Market

This transition from regulation to competition began in 1978 with enactment of the Public Utility Regulatory Policies Act, which promoted independent electricity generation. Open-access transmission policies adopted by the Federal Energy Regulatory Commission (FERC) in the late 1980s further promoted competition in wholesale power markets. Congress largely ratified these policies with enactment of the Energy Policy Act of 1992, which further promoted non-utility generation. FERC took another large step to promote competition with its open-access rule in 1996, which provided greater access to the transmission grid, the highway for interstate commerce in electricity.

Electricity demand is projected to rise sharply over the next twenty years. If we fail to build the 1,300–1,900 new power plants needed to increase generation and transmission capacity, current electricity shortages will become more frequent and more widespread.
U.S. Department of Energy



Changes in the Retail Electricity Market

Increased competition in wholesale power markets encourages states to open retail electricity markets. Under current law, FERC has jurisdiction over the wholesale power market, while states have jurisdiction over retail markets. Beginning in 1996, states began opening their retail markets to competition in order to lower electricity prices. Twenty-five states have opted to open their retail electricity markets to competition.

Most new electricity generation is being built not by regulated utilities, but by independent power producers. These companies assume the financial risk of investment in new generation, and their success rides on their ability to generate electricity at a low cost.

These dramatic changes affecting the industry led to important structural changes. Independent power producers, which were once infant industries, now dwarf many utilities. Utility mergers, which were once rare, are now commonplace. U.S. utilities have been purchased by foreign companies, and U.S. utilities have in turn purchased utilities abroad. While utilities had service areas that were limited to a single state or region, independent power producers are international companies that can build power plants across the globe. Many utilities that were once vertically integrated divested themselves of generation, either voluntarily or because of state law.

Pending Congressional Action

Since 1995, Congress has been grappling with electricity competition legislation. Initial efforts sought to require states to open their retail markets by a date certain. Subsequent efforts focused on promoting competition in electricity markets and complementing state retail competition plans. Under this

approach, federal legislation focused on core federal issues, including:

- regulation of interstate commerce;
- assuring open access to the interstate and international transmission system;
- enhancing reliability of the grid;
- lowering barriers to entry;
- reforming outdated federal electricity laws, such as the Public Utility Holding Company Act and Public Utility Regulatory Policies Act of 1978;
- reforming the role of federal electric utilities in competitive markets;
- protecting consumers; and
- clarifying federal and state regulatory jurisdictions.

Recommendations:

★ The NEPD Group recommends that the President direct the Secretary of Energy to propose comprehensive electricity legislation that promotes competition, protects consumers, enhances reliability, improves efficiency, promotes renewable energy, repeals the Public Utility Holding Company Act, and reforms the Public Utility Regulatory Policies Act.

★ The NEPD Group recommends the President encourage FERC to use its existing statutory authority to promote competition and encourage investment in transmission facilities.

California Electricity Crisis

The California electricity crisis is not a test of the merits of competition in electricity markets. Instead, it demonstrates that a poorly designed state retail competition plan can have disastrous results if electricity supply does not keep pace with increased demand. At heart, the California electricity crisis is a supply crisis. California allowed demand to outstrip supply, and did little to lower barriers to entry through reform of an inflexible siting process. The risk that the California experience will repeat itself is low, since other states have not modeled their retail competition plans on California's plan.

The California crisis also shows that state electricity markets do not stay neatly confined within legal and jurisdictional bounds. Due to regional interconnection, disastrous mistakes made by the State of California have dire effects on the entire West. California's failure to reform flawed regulatory rules affecting the market drove up wholesale prices. Actions such as forcing utilities to purchase all their power through volatile spot markets, imposing a single-price auction system, and barring bilateral contracts all contributed to the problems that California now faces.

Lessons Learned from Successful Deregulation

As stated previously, 25 states have decided to open their retail electricity markets. A comparison of the different approaches taken by California and other states demonstrates that competition will benefit consumers if implemented effectively. A better gauge of the potential for retail competition to lower prices can be found in Pennsylvania, where electricity prices have fallen significantly as a result of competition. There is also reason to believe that the plan in Texas will have similar success.

A major difference between the California experience and the approaches taken by Pennsylvania and Texas is that the latter states ensured they had adequate electricity supplies. Pennsylvania and Texas took steps to ensure that procedures for adding new power plants were efficient. Unlike California, which imports 25 percent of its electricity, Pennsylvania is a net exporter of power, and Texas imports almost no power from other states. For these reasons, Pennsylvania and Texas have ample electricity supply to meet demand, while California is confronting a serious supply shortage.

In addition, California required its utilities to divest themselves of much of their generation, unlike Pennsylvania and Texas. This action forced California utilities to rely much more heavily on buying power, at ever-increasing prices, instead of generating power themselves.

Another major difference is that Pennsylvania and Texas did not require their utilities to purchase electricity through volatile spot markets. This requirement, combined with frozen retail rates imposed by the State, forced California utilities to purchase power at much higher costs than could be passed along to the consumer. As a result, the California regulatory plan resulted in unreliable service, destroyed the financial health of the State's utilities, and drove one utility into bankruptcy.

The federal government does not site power plants; that is a responsibility of the states. For that reason, delays relating to the construction of new power plants are usually the result of state action. A number of federal agencies, such as the Environmental Protection Agency, the Department of Commerce, and the Department of the Interior, do issue air and other permits for generation facilities. Some of the concerns about permitting or review delays in other states can be similarly addressed by expediting processes. These agencies, pursuant to President Bush's Executive Order, have expedited permit-processing applications for energy production in California.

Some of the concerns about permitting or review delays in other states can be similarly addressed by expediting processes.For example, in 1999–2000, the time for issuing air permits (including the time for public participation) for turbines was reduced to three to four months (compared to the twelve months allowed by the regulations) for the majority of permit applications.

Fuels for Electricity Generation

Electricity is not a primary source of energy. It is generated by the use of primary energy sources (Figure 5-5). Coal, nuclear energy, natural gas and hydropower account for about 95 percent of total electricity generation, with oil and renewable energy contributing the remainder. Despite this healthy diversity of energy sources, each type of electricity resource is faced with constraints to maintaining or expanding its contribution to electricity production.

Coal

Coal is used almost exclusively to generate electricity. Coal power plants account for over 50 percent of all U.S. electricity generation, and over 80 percent of generation in twelve states in the Midwest, Southeast, and West. Coal electricity generation costs are low, and coal prices have proved remarkably stable. In 1999, the United States produced 1.1 billion tons of coal. Production of coal from federal and tribal lands, which has increased substantially in the past decade, accounted for 38 percent of this total.

Although coal is the nation's most abundant fossil energy source, production and market issues can affect the adequacy of supply. Production issues include the protection of public health, safety, property, and the environment, and the effectiveness of federal and state agencies implementing various laws governing coal mining. These issues have resulted in some coal resources becoming uneconomical to produce. Statutory, regulatory, and administrative difficulties also may limit or prevent the production of some coal resources. However, technological advances in cleaner coal technology have allowed for significant progress toward reducing these barriers. There are also opportunities to protect the environment while lowering costs through further improvements in technology.

Over the past decade, greater efficiencies, lower capital costs, fewer emissions and quicker start-up times have made power plants fueled by natural gas a more attractive choice for new coal generation. Recently, however, rising natural gas prices have renewed interest in building coal power plants.

Uncertainty about future environmental controls is of particular concern for companies that operate existing coal power plants. Regulations under development include a variety of measures requiring reductions in emissions of nitrogen oxide, sulfur dioxide, and mercury. In addition, rules related to discharges to streams and cooling-water intake structures, possible regulation of large-volume wastes as hazardous wastes,

uncertainty over rules requiring air permits for certain modifications to power plants, and uncertainty over global and domestic efforts to reduce carbon dioxide emissions also play a role. This regulatory uncertainty discourages power producers from building coal power plants and is one reason the Unites States is relying so heavily on natural gas power generation to meet growing electricity demand.

Much of the current uncertainty has resulted because regulators do not weigh the cumulative impacts of their proposals. Compliance decisions by businesses concerning each new regulation must often be made without the benefit of clear information regarding additional requirements that may be imposed. More effective and economical compliance strategies are possible if companies know the full range of requirements with which they must comply.

If rising U.S. electricity demand is to be met, then coal must play a significant role. Under current policies, in the next two decades, nuclear electricity generation and hydropower are projected to decline. Natural gas electricity generation is projected to increase from about 16 to 36 percent of total generation, which would require the tripling of natural gas used for electricity generation. Significantly, this projected increase in natural gas generation assumes that coal electricity generation will continue to account for about 50 percent of U.S. electricity generation. If policies are adopted that sharply lower coal electricity generation, then the likely result is an even greater dependence on natural gas generation. This creates concern about the adequacy of natural gas supplies and policies.

Figure 5-5
Electricity Generation by Fuel: Current Trends

(Billions of Kilowatt-Hours)

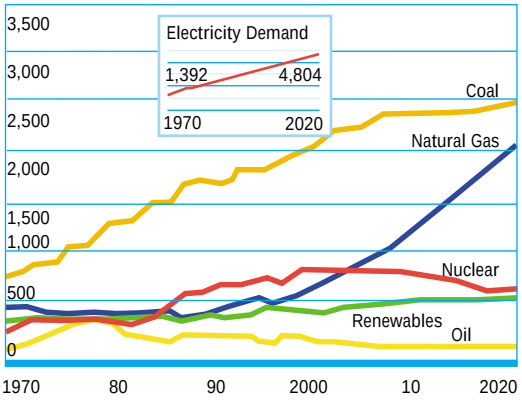

Source: U.S. Department of Energy, Energy Information Administration

Clean Coal Technology

Technology has been and will continue to be a key to achieving our energy, economic, and environmental goals. In recent years, technological advancements through efforts of both the public and private sectors have led to substantial reductions in the cost of controlling sulfur dioxide and nitrogen oxide emissions, while the effectiveness of control systems increased significantly. The Department of Energy, through its Clean Coal Technology Program, has worked to provide effective control technologies. These nitrogen oxide and sulfur dioxide control technologies have moved into the utility marketplace and now provide a means to achieve cost effective regulatory compliance.

For example, most power plants that can use low nitrogen oxide burners have now installed them, and about 25 percent of all coal power plants have either ordered or installed selective catalytic reduction technology, which reduces nitrogen oxide emissions.

Technologies like fluidized-bed combustion and integrated gasification combined cycle have been developed that further reduce emissions. Fluidized-bed combustion is a low-emitting nitrogen oxide combustion technology that allows the use of fuels, such as coal pile washer waste, that were not formerly usable. Integrated gasification combined cycle is a relatively new technology that uses refinery waste as fuel.

Future coal electricity generation will need to meet new challenges to reduce emissions even further, especially mercury emissions. The Department of Energy is supporting efforts to develop more cost effective control technology. Indeed, the goal

Clean Coal Technology

Clean Coal Technology describes a category of technologies that allow for the use of coal to generate electricity while meeting environmental regulations at low cost.

- In the short term, the goal of the program is to meet existing and emerging environmental regulations, which will dramatically reduce compliance costs for controlled mercury, NOx, SO_2, and fine particulate at new and existing coal power plants.
- In the mid-term, the goal of the program is to develop low-cost, super-clean coal power plants, with efficiencies 50 percent higher than today's average. The higher efficiencies will reduce emissions at minimal costs.
- In the long term, the goal of the program is to develop low-cost, zero-emission power plants with efficiencies close to double that of today's fleet.

of these research, development, and demonstration programs is to develop and demonstrate coal power systems with near zero environmental emissions, while maintaining low production costs.

Recommendations:

★ The NEPD Group recognizes the importance of looking to technology to help us meet the goals of increasing electricity generation while protecting our environment. To that end, the NEPD Group recommends that the President direct the Department of Energy to continue to develop advanced clean coal technology by:

- Investing $2 billion over 10 years to fund research in clean coal technologies.
- Supporting a permanent extension of the existing R&D tax credit.
- Directing agencies to explore regulatory approaches that will encourage advancements in environmental technology.

★ The NEPD Group recommends that the President direct federal agencies to provide greater regulatory certainty relating to coal electricity generation through clear policies that are easily applied to business decisions.

Nuclear Energy

Nuclear energy accounts for 20 percent of all U.S. electricity generation, and more than 40 percent of the electricity generation in ten states in the Northeast, the South, and the Midwest. Despite the closure of several less efficient plants during the 1990s, the 103 U.S. nuclear energy plants currently operating produce more electricity today than at any time in history.

There are a number of reasons why nuclear energy expansion halted in the 1980s. Regulatory changes implemented after the Three Mile Island incident in 1979 lengthened the licensing period to an average of fourteen years, resulting in large cost overruns. Increased public concern about the safety of nuclear energy after the accident often resulted in active opposition to proposed plants. As a result, the last completed nuclear energy plant in the United States was ordered in 1973.

Since the 1980s, the performance of nuclear energy plant operations has substantially improved. While U.S. nuclear energy plants once generated electricity only around 70 percent of the time, the average plant today is generating electricity close to 90 percent. This improved performance has lowered the cost of nuclear generation, which is now competitive with other sources of electricity (Figure 5-6).

There is potential for even greater generation from existing nuclear energy plants. Experts estimate that 2,000 MW could be added from existing nuclear power plants by increasing operating performance to 92 percent. In addition, about 12,000 MW of additional nuclear electricity generation could be derived from uprating U.S. nuclear power plants, a process that uses new technologies and methods to increase rated power levels without decreasing safety. However, modifications to uprate plants can be expensive and require extensive licensing review and approval by the Nuclear Regulatory Commission (NRC). Another way to increase nuclear generation from existing plants is through license renewal. Many nuclear utilities are planning to extend the operating license of existing nuclear plants by twenty years, and the licenses of as many as 90 percent of the currently operating nuclear plants may be renewed.

The nuclear energy industry is closely regulated by the NRC, which provides rigorous oversight of the operation and maintenance of these plants. This oversight includes a comprehensive inspection program that focuses on the most significant potential risks of plant operations and features full-time resident inspectors at each plant, as well as regional inspectors with specialized expertise. The NRC has made great strides to provide greater regulatory certainty while maintaining high safety standards.

The installation of new design features, improvements in operating experience, nuclear safety research, and operator training have all contributed to the strong safety record of the nuclear energy industry. Since the Three Mile Island incident in 1979, the nuclear industry's safety record has significantly improved. This safety record has been achieved through a defense-in-depth philosophy accomplished by way of engineering design, quality construction, safe operation, and emergency planning. This philosophy provides for diverse and redundant systems to prevent accidents from occurring, as well as multiple safety barriers to mitigate the effects of accidents in the highly unlikely event they do occur.

Over the last several years, utilities have begun purchasing nuclear plants from other operators as the industry undergoes consolidation. Several nuclear utilities have merged, creating management teams with extensive expertise in running and maintaining nuclear plants. These mergers are impeded by tax rules relating to the transfer of decommissioning funds.

Utilities are also considering nuclear energy as an option for new generation. The NRC has certified three standardized nuclear power plant designs, and Congress enacted legislation in 1992 to reform the nuclear licensing process. Under this process, a utility can apply for a combined construction and operating license for one of these standardized designs in a streamlined process. This reformed licensing process provides for site permits—a way to resolve siting issues early in the process. Building new generators on existing sites avoids many complex issues associated with building plants on new sites. Many U.S. nuclear plant sites were designed to host four to six reactors, and most operate only two or three; many sites across the country could host additional plants.

Advanced reactor technology promises to improve nuclear safety. One example of an advanced reactor design is the gas-cooled, pebble-bed reactor, which has inherent safety features. The industry has an interest in this and other advanced reactor designs.

The federal government must also provide for the safe disposal of nuclear waste. At present, nuclear waste continues to be stored at local plant sites. The Department of Energy is over a decade behind schedule for accepting nuclear waste from utilities, but has made progress toward characterization of the Yucca Mountain, Nevada site. Construction of an exploratory studies facility has been completed, a viability assessment was published, and recently scientists placed their extensive research about Yucca Mountain on the record for public scrutiny. However, key regulatory standards to protect public health and the environment at the repository have not been issued.

The Administration will continue to study the science to determine whether to proceed with the consideration of this site as the location for the repository. If the Administration decides to proceed, the Department of Energy must file a license application with the NRC. No waste will be sent to any location until the NRC determines it to be safe.

Other countries have developed different approaches for nuclear waste disposal. For example, the French, British and Japanese rely on reprocessing, an in-

Figure 5-6
Nuclear Generation is Competitively Priced
(1998 Cents per Kilowatt-Hour)

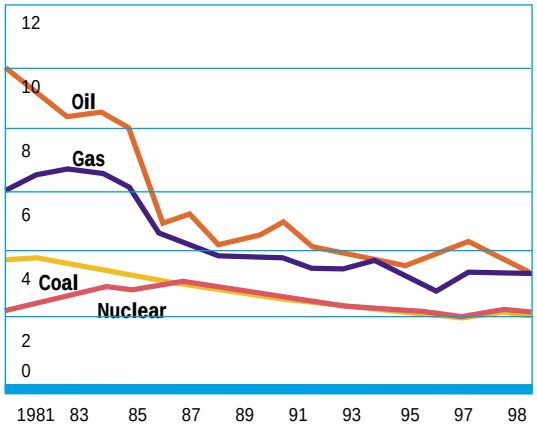

Note: Fuel costs are included.é
Source: Utility Data Institute via the Nuclear Energy Institute.é



Calvert Cliffs is the first U.S. nuclear plant to receive a renewed license from the Nuclear Regulatory Commission. The renewal will allow the plant to continue producing environmentally sound electricity for an additional twenty years.
CONSTELLATION ENERGY GROUP

dustrial approach that separates nuclear waste into usable fuel and highly concentrated waste. While this approach does not obviate the need for geologic disposal of nuclear waste, it could significantly optimize the use of a geologic repository. There is growing interest in new technology known as accelerator transmutation, which could be used in combination with reprocessing to reduce the quantity and toxicity of nuclear waste.

Recommendations:

★ The NEPD Group recommends that the President support the expansion of nuclear energy in the United States as a major component of our national energy policy. Following are specific components of the recommendation:

- Encourage the Nuclear Regulatory Commission (NRC) to ensure that safety and environmental protection are high priorities as they prepare to evaluate and expedite applications for licensing new advanced-technology nuclear reactors.
- Encourage the NRC to facilitate efforts by utilities to expand nuclear energy generation in the United States by uprating existing nuclear plants safely.
- Encourage the NRC to relicense existing nuclear plants that meet or exceed safety standards.
- Direct the Secretary of Energy and the Administrator of the Environmental Protection Agency to assess the potential of nuclear energy to improve air quality.
- Increase resources as necessary for nuclear safety enforcement in light of the potential increase in generation.
- Use the best science to provide a deep geologic repository for nuclear waste.
- Support legislation clarifying that qualified funds set aside by plant owners for eventual decommissioning will not be taxed as part of the transaction.
- Support legislation to extend the Price–Anderson Act.

★ The NEPD Group recommends that, in the context of developing advanced nuclear fuel cycles and next generation technologies for nuclear energy, the United States should reexamine its policies to allow for research, development and deployment of fuel conditioning methods (such as pyroprocessing) that reduce waste streams and enhance proliferation resistance. In doing so, the United States will continue to discourage the accumulation of separated plutonium, worldwide.

★ The United States should also consider technologies, in collaboration with international partners with highly developed fuel cycles and a record of close cooperation, to develop reprocessing and fuel treatment technologies that are cleaner, more efficient, less waste-intensive, and more proliferation-resistant.

Hydropower

Although hydropower generation accounts for only about 7 percent of overall U.S. electricity generation, the following states depend heavily on this source of energy: Idaho, Washington, Oregon, Maine, South Dakota, California, Montana, and New York.

Hydropower generation has remained relatively flat for years. The most significant constraint on expansion of U.S. hydropower generation is physical; most of the best locations for hydropower generation have already been developed. Potential does remain for some increases in hydropower generation, and capacity can be optimized by adding additional turbines and increasing efficiency at existing facilities.

Also, the amount of hydropower generation depends upon the quantity of available water. A drought can have a devastating effect on a region that depends on hydropower. In fact, this year's water availability has been a contributing factor in California's electricity supply shortages. The amount of hydropower generation depends upon the quantity of available water. A drought can have a devastating effect on a region that depends on hydropower. In fact, this year's water availability has been a contributing factor in California's electricity supply shortages.

The Federal Energy Regulatory Commission is required to incorporate mandatory conditions proposed by different state and federal resource agencies into hydropower licenses. Decision-making authority in the licensing process is diffused among a host of federal and state agencies, all of which are pursuing different statutory missions. The hydropower licensing process is prolonged, costly, and poses regulatory uncertainty. The challenge is to efficiently and effectively balance national interests in natural resource and environmental preservation with energy needs.

Recommendation:

★ The NEPD Group recognizes there is a need to reduce the time and cost of the hydropower licensing process. The NEPD Group recommends that the President encourage the Federal Energy Regulatory Commission (FERC) and direct federal resource agencies to make the licensing process more clear and efficient, while preserving environmental goals. In addition, the NEPD Group recognizes the importance of optimizing the efficiency and reliability of existing hydropower facilities, and will encourage the Administration to adopt efforts toward that end.

- Support administrative and legislative reform of the hydropower licensing process.
- Direct federal resource agencies to reach interagency agreement on conflicting mandatory license conditions before they submit their conditions to FERC for inclusion in a license.
- Encourage FERC to adopt appropriate deadlines for its own actions during the licensing process.

Natural Gas

Currently, natural gas provides about 16 percent of U.S. electricity generation. Seven states obtain over one-third of their generation from natural gas (Rhode Island, new York, Delaware, Louisiana, Texas, California, and Alaska). Perhaps more importantly, natural gas-fired electricity is projected to constitute about 90 percent of capacity additions between 1999 and 2020. The amount of natural gas used in electricity generation is projected to triple by 2020.

Ensuring the long-term availability of adequate, reasonably priced natural gas supplies is a challenge. Low gas prices in 1998 and 1999 caused the industry to scale back gas exploration and production activity. Since 2000, the North American natural gas market has remained tight due to strong demand and diminished supplies. Last year, natural gas prices quadrupled, which resulted in substantially higher prices for electricity generated with natural gas.

While the largest barriers to expanded natural gas electricity generation relate to production and pipeline constraints, there are several other barriers. Environmental regulations affect the use of gas for electricity generation. Although natural gas electric plants produce fewer emissions than coal-fired power plants, they still emit nitrogen oxides, carbon dioxide and small amounts of toxic air emissions.

Oil

While oil fuels only about 3 percent of total U.S. electricity generation, it is the dominant source of electricity generation in Hawaii, and provides over 20 percent of the generation in Massachusetts, Connecticut, Delaware, Maine, and Florida. Over the next twenty years, market conditions are expected to reduce today's level of oil electricity generation by about 80 percent.

Renewable Energy

Hydropower is, to date, the most successful form of renewable energy. However, some forms of renewable energy generation—wind, geothermal, and biomass—have the potential to make more significant contributions in coming years, and the cost of most forms of renewable energy has declined sharply in recent years. The most important barrier to increased renewable energy production remains economic; nonhydropower renewable energy generation costs are greater than other traditional energy sources. The following chapter discusses renewable and alternative energy in greater detail.

High-tech power plants, like this combined cycle plant, are signaling a new age in electric power generation. The capability to co-produce electricity and a slate of fuels and chemicals makes the technology economically attractive to a broad range of industrial applications.
Tampa Electric Company



Summary of Recommendations
Energy for a New Century: Increasing Domestic Energy Supplies

★ The NEPD Group recommends that the President direct the Secretaries of Energy and the Interior to promote enhanced oil and gas recovery from existing wells through new technology.

★ The NEPD Group recommends that the President direct the Secretary of Energy to improve oil and gas exploration technology through continued partnership with public and private entities.

★ The NEPD Group recommends that the President direct the Secretary of the Interior to examine land status and lease stipulation impediments to federal oil and gas leasing, and review and modify those where opportunities exist (consistent with the law, good environmental practice, and balanced use of other resources).

- Expedite the ongoing Energy Policy and Conservation Act study of impediments to federal oil and gas exploration and development.
- Review public lands withdrawals and lease stipulations, with full public consultation, especially with the people in the region, to consider modifications where appropriate.

★ The NEPD Group recommends that the President direct the Secretary of the Interior to consider economic incentives for environmentally sound offshore oil and gas development where warranted by specific circumstances: explore opportunities for royalty reductions, consistent with ensuring a fair return to the public where warranted for enhanced oil and gas recovery; for reduction of risk associated with production in frontier areas or deep gas formations; and for development of small fields that would otherwise be uneconomic.

★ The NEPD Group recommends that the President direct the Secretaries of Commerce and Interior to re-examine the current federal legal and policy regime (statutes, regulations, and Executive Orders) to determine if changes are needed regarding energy-related activities and the siting of energy facilities in the coastal zone and on the Outer Continental Shelf (OCS).

★ The NEPD Group recommends that the President direct the Secretary of the Interior continue OCS oil and gas leasing and approval of exploration and development plans on predictable schedules.

★ The NEPD Group recommends that the President direct the Secretary of the Interior to consider additional environmentally responsible oil and gas development, based on sound science and the best available technology, through further lease sales in the National Petroleum Reserve-Alaska. Such consideration should include areas not currently leased within the Northeast corner of the Reserve.

★ The NEPD Group recommends that the President direct the Secretary of the Interior work with Congress to authorize exploration and, if resources are discovered, development of the 1002 Area of ANWR. Congress should require the use of the best available technology and should require that activities will result in no significant adverse impact to the surrounding environment.

★ The NEPD Group recommends that the President direct the Secretary of the Interior to work with Congress and the State of Alaska to put in place the most expeditious process for renewal of the Trans-Alaska Pipeline System rights-of-way to ensure that Alaskan oil continues to flow uninterrupted to the West Coast of the United States.

★ The NEPD Group recommends that the President direct the Secretary of Energy to propose comprehensive electricity legislation that promotes competition, protects consumers, enhances reliability, promotes renewable energy, improves efficiency repeals the Public Utility Holding Company Act, and reforms the Public Utility Regulatory Policies Act.

★ The NEPD Group recommends that the President encourage FERC to use its existing statutory authority to promote competition and encourage investment in transmission facilities.

★ The NEPD Group recognizes the importance of looking to technology to help us meet the goals of increasing electricity generation while protecting our environment. To that end, the NEPD Group recommends that the President direct the Department of Energy to continue to develop advanced clean coal technology by:

- Investing $2 billion over 10 years to fund research in clean coal technologies.
- Supporting a permanent extension of the existing research and development tax credit.
- Directing federal agencies to explore regulatory approaches that will encourage advancements in environmental technology.

★ The NEPD Group recommends that the President direct federal agencies to provide greater regulatory certainty relating to coal electricity generation through clear policies that are easily applied to business decisions.

★ The NEPD Group recommends that the President support the expansion of nuclear energy in the United States as a major component of our national energy policy. Following are specific components of the recommendation:

- Encourage the Nuclear Regulatory Commission (NRC) to ensure that safety and environmental protection are high priorities as they prepare to evaluate and expedite applications for licensing new advanced-technology nuclear reactors.
- Encourage the NRC to facilitate efforts by utilities to expand nuclear energy generation in the United States by uprating existing nuclear plants safely.
- Encourage the NRC to relicense existing nuclear plants that meet or exceed safety standards.
- Direct the Secretary of Energy and the Administrator of the Environmental Protection Agency to assess the potential of nuclear energy to improve air quality.
- Increase resources as necessary for nuclear safety enforcement in light of the potential increase in generation.
- Use the best science to provide a deep geologic repository for nuclear waste.
- Support legislation clarifying that qualified funds set aside by plant owners for eventual decommissioning will not be taxed as part of the transaction.
- Support legislation to extend the Price–Anderson Act.

★ The NEPD Group recommends that, in the context of developing advanced nuclear fuel cycles and next generation technologies for nuclear energy, the United States should reexamine its policies to allow for research, development and deployment of fuel conditioning methods (such as pyroprocessing) that reduce waste streams and enhance proliferation resistance. In doing so, the United States will continue to discourage the accumulation of separated plutonium, worldwide.

★ The United States should also consider technologies (in collaboration with international partners with highly developed fuel cycles and a record of close cooperation) to develop reprocessing and fuel treatment technologies that are cleaner, more efficient, less waste-intensive, and more proliferation-resistant.

★ The NEPD Group recognizes there is a need to reduce the time and cost of the hydropower licensing process. The NEPD Group recommends that the President encourage the Federal Energy Regulatory Commission (FERC) and direct federal resource agencies to make the licensing process more clear and efficient, while preserving environmental goals. In addition, the NEPD Group recognizes the importance of optimizing the efficiency and reliability of existing hydropower facilities and will encourage the Administration to adopt efforts toward that end.

- Support administrative and legislative reform of the hydropower licensing process.
- Direct federal resource agencies to reach interagency agreement on conflicting mandatory license conditions before they submit their conditions to FERC for inclusion in a license.
- Encourage FERC to adopt appropriate deadlines for its own actions during the licensing process.

Nature's Power

Increasing America's Use of Renewable and Alternative Energy

A sound national energy policy should encourage a clean and diverse portfolio of domestic energy supplies. Such diversity helps to ensure that future generations of Americans will have access to the energy they need.

Renewable energy can help provide for our future needs by harnessing abundant, naturally occurring sources of energy, such as the sun, the wind, geothermal heat, and biomass. Effectively harnessing these renewable resources requires careful planning and advanced technology. Through improved technology, we can ensure that America will lead the world in the development of clean, natural, renewable and alternative energy supplies.

Renewable and alternative energy supplies not only help diversify our energy portfolio; they do so with few adverse environmental impacts. While the current contribution of renewable and alternative energy resources to America's total electricity supply is relatively small—only 9 percent—the renewable and alternative energy sectors are among the fastest growing in the United States. Non-hydropower only account for 2 percent of our electricity needs. However, electricity generation from non-hydropower renewable energy grew by nearly 30 percent in the 1990s. Continued growth of renewable energy will continue to be important in delivering larger supplies of clean, domestic power for America's growing economy.

Renewable energy resources tap naturally occurring flows of energy to produce electricity, fuel, heat, or a combination of these energy types. One type of renewable energy, hydropower, has long provided a significant contribution to the U.S. energy supply and today is competitive with other forms of conventional electricity. However, there is limited growth potential for hydropower. Non-hydropower renewable energy is generated from four sources: biomass, geothermal, wind, and solar (Figure 6-1). The United States has significant potential for renewable resource development. These nondepletable sources of energy are domestically abundant and often have less impact on the environment than conventional sources. They can provide a reliable source of energy at a stable price, and they can also generate income for farmers, landowners, and others who harness them.



Renewable hydropower has long provided a significant contribution to the U.S. energy supply. Today, hydropower is competitive with other forms of conventionally generated electricity.



Figure 6-1

U.S. Resource Potential for Renewable Energy

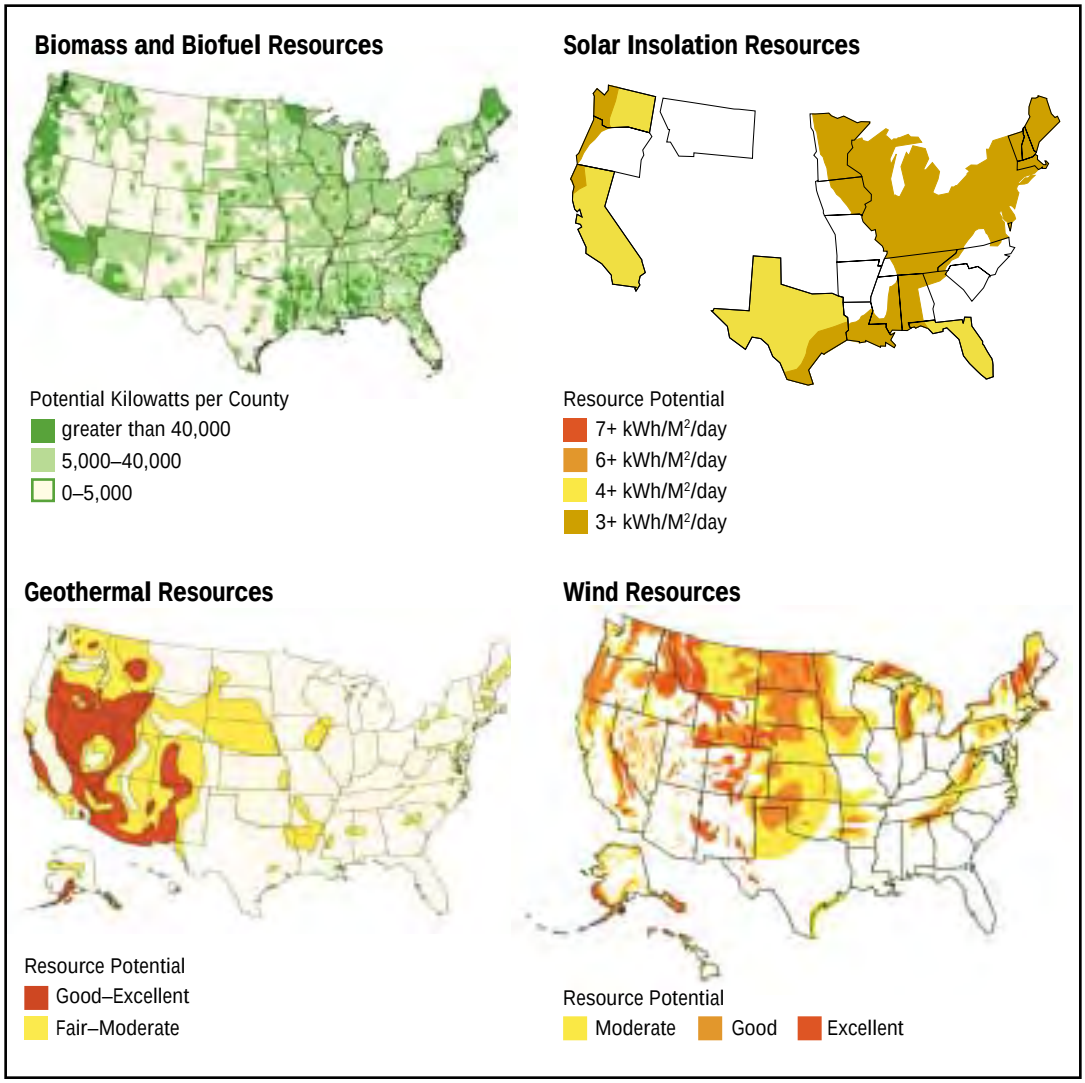

Almost every state has the potential for wind energy and for biomass and biofuel production. The Southwest has the greatest potential for solar energy, and geothermal energy resources are most abundant in the West.

Source: U.S. Department of Energy, National Renewable Energy Laboratory.

Recommendation:

★ The NEPD Group recommends that the President direct the Secretaries of the Interior and Energy to re-evaluate access limitations to federal lands in order to increase renewable-energy production, such as biomass, wind, geothermal, and solar.

Alternative energy includes: alternative fuels that are transportation fuels other than gasoline and diesel, even when the type of energy, such as natural gas, is traditional; the use of traditional energy sources, such as natural gas, in untraditional ways, such as for distributed energy at the point of use through microturbines or fuel cells; and future energy sources, such as hydrogen and fusion.

Both renewable and alternative energy resources can be produced centrally or on a distributed basis near their point of use. Providing electricity, light, heat, or mechanical energy at the point of use diminishes the

need for some transmission lines and pipe lines, reducing associated energy delivery losses and increasing energy efficiency. Dis tributed energy resources may be renew able resources, such as biomass cogenera tion in the lumber and paper industry or rooftop solar photovoltaic systems on homes, or they may be alternative uses of traditional energy, such as natural gas microturbines.

Recommendations:

★ The NEPD Group supports the increase of $39.2 million in the FY 2002 budget amendment for the Department of Energy's Energy Supply account that would provide increased support for research and development of renewable energy resources.

★ The NEPD Group recommends that the President direct the Secretary of Energy to conduct a review of current funding and historic perfor mance of renewable energy and alternative energy research and development programs in light of the recommendations of this report. Based on this review, the Secretary of Energy is then directed to propose appropriate funding of those research and development programs that are performance-based and are modeled as public-private partnerships.

Microturbines

Microturbines are small combustion turbines approximately the size of a refrigerator with outputs of 25 to 500 kilowatts. Microturbines can be used to power a home or small business. This technology has evolved largely from automotive and truck turbochargers, auxiliary power units for airplanes, and small jet engines.

Compared to other technologies for small-scale power generation, microturbines offer a number of significant advantages, including a small number of moving parts; compact size; lightweight, optimal effi ciency; lower emissions and electricity costs; and opportunities to use waste fuels. For these reasons, microturbines could easily capture a significant share of the distributed generation market.

Renewable Energy Technologies

Biomass

Biomass is organic matter that can be used to provide heat, make fuel, and gener ate electricity. Wood, the largest source of biomass, has been used to provide heat for thousands of years. Many other types of biomass are also used as an energy source, such as plants, residue from agriculture or forestry, and the organic component of mu nicipal and industrial wastes. Landfill gas is also considered a biomass source. Biomass resources can be replenished through culti- vation of what are known as energy crops, such as fast-growing trees and grasses.

Unlike other renewable energy sources, biomass can be converted directly into liquid fuels, called biofuels, to meet our transportation needs. The two most com mon biofuels are ethanol and biodiesel. Ethanol is made by fermenting any biomass that is rich in carbohydrates, such as corn. It is mostly used as a fuel additive to reduce a vehicle's emissions. Biodiesel is made us ing vegetable oils, animal fats, algae, or even recycled cooking greases. It can be used as a diesel additive to reduce emissions or in its pure form to fuel a vehicle. Beyond en ergy benefits, development of biomass ben efits rural economies that produce crops used for biomass, particularly ethanol and biomass electricity generation.



Biomass, like corn, that is rich in carbohydrates can be converted directly into biofuels to meet our transportation needs. The biofuel ethanol is mostly used as a fuel additive to reduce vehicles' smog-causing emissions. In June 1992, the Greater Peoria Mass Transit District began operating fourteen ethanol-powered buses along regular city routes.
U.S. Department of Energy

Biomass is also used to generate electricity. This is accomplished through the direct combustion of wood, municipal solid waste, and other organic materials; co-firing with coal in high efficiency boilers; or combustion of biomass that has been chemically converted into fuel oil. In the lumber and paper industries, wood scraps are sometimes directly fed into boilers to produce steam for their manufacturing processes or to heat their buildings. For that reason, renewable energy offers a particular advantage to the lumber and paper industry, and many analysts project the industry may soon become a net seller of electricity. Co-firing coal power plants with biomass has environmental benefits, since co firing can significantly reduce emissions. Biomass accounts for 76 percent of renewable electricity generation and 1.6 percent of total U.S. electricity supply.

Even gas for generating electricity can be produced from biomass. Gasification systems use high temperatures to convert biomass into a gas that is used to fuel a turbine. The decay of biomass in landfills also produces methane, a gas that can be captured and burned in a boiler to produce steam for electricity generation or for industrial processes. Using methane emissions increases electricity supplies, reduces pollution from landfills and reduces greenhouse gas emissions. The technologies to collect and use landfill methane to generate electricity are already in the market. However, they have not been successfully integrated at present due to the perceived higher risk of new technologies.

The Geysers in northern California is the world's largest producer of renewable geothermal power. The dry-steam field has successfully produced power since the early 1960s, when Pacific Gas & Electric installed the first 11-megawatt plant. Today, nearly 2,000 megawatts are on line – enough energy to supply the electricity needs of San Francisco and Oakland.
Pacific Gas & Electric



Recommendation:

★ The NEPD Group recommends that the President direct the Secretary of the Treasury, to work with Congress on legislation to expand the section 29 tax credit to make it available for new landfill methane projects. The credit could be tiered, depending on whether a landfill is already required by federal law to collect and flare its methane emissions due to local air pollution concerns.

Geothermal

Geothermal energy is the use of steam and hot water generated by heat from the Earth to perform work. Some geothermal power plants use steam or hot water from a natural underground reservoir to power a generator. Others use hot water to provide direct heat for residential and other buildings, and for other applications.

The most readily accessible resources for geothermal power generation in the United States are located in the West, Alaska, and Hawaii. A wide array of high technology geological, geochemical, and geophysical techniques are used to locate geothermal resources. In large measure, the technology for developing these resources has been adapted from the oil industry. Improvements in drill bits, drilling techniques, advanced instruments, and other technological advances have made energy production from geothermal resources increasingly efficient.

Geothermal accounts for 17 percent of renewable electricity generation and 0.3 percent of total U.S. electricity supply. However, the net installed capacity of U.S. geothermal power plants has increased significantly, from 500 MW in 1973 to 2,800 MW today.

Hot water near the surface of the Earth can also be used directly for heat. These direct-use applications include heat

ing buildings, growing plants in green houses, drying crops, heating water at fish farms, and several industrial processes, such as pasteurizing milk.

In addition, individual homeowners, farmers, and businesses can tap into geo thermal energy through geothermal heat pumps to heat and cool buildings. A geo thermal heat pump system consists of a heat pump, an air delivery system, a heat exchanger, and a system of pipes buried in the shallow ground near the building. In the winter, a heat pump removes heat from the heat exchanger and pumps that heat into the indoor air delivery system. In the sum mer, the process is reversed, and the heat pump moves heat from the indoor air into the heat exchanger. The heat removed from the indoor air during the summer can also be used to provide a free source of hot water. Geothermal heat pumps can be used almost anywhere in the United States, and can sig nificantly increase system efficiencies.

Recommendation:

★ The NEPD Group recommends that the President direct the Secretary of the Interior to determine ways to reduce the delays in geothermal lease process ing as part of the permitting review process.

Wind Energy

Wind energy has been used since at least 200 B.C. for grinding grain and pump ing water. By 1900, windmills were used on farms and ranches in the United States to pump water and, eventually, to produce electricity. Windmills developed into mod ern-day wind turbines.

Wind turbines are used for several ap plications. Wind power uses the naturally occurring energy of the wind for practical purposes like generating electricity, charg ing batteries, or pumping water. Large, modern wind turbines operate together in wind farms to produce electricity for utili ties. Small turbines are used by homeowners, farmers, and remote villages to help meet localized energy needs.

Wind turbines capture energy by using propeller-like blades that are mounted on a rotor. These blades are placed on top of high towers, in order to take advantage of the stronger winds at 100 feet or more above the ground. The wind causes the pro pellers to turn, which then turn the attached shaft to generate electricity. Wind can be used as a stand-alone source of energy or in conjunction with other renewable energy systems. Wind and natural gas hybrid sys tems are a promising approach that offers clean power to consumers.

Wind energy accounts for 6 percent of renewable electricity generation and 0.1 percent of total electricity supply. However, advances by research labs, universities, utilities, and wind energy developers have helped cut wind energy's costs by more than 80 percent during the last twenty years. The industry is poised for growth. In some parts of the country, electricity from wind power can be produced at prices that are comparable to other conventional en ergy technologies. The United States has many areas with abundant wind energy po tential, namely in the West, the Great Plains and New England.



In 1996, the National Association of Home Builders constructed advanced townhouses featuring standing-seam roofs and other energy efficient materials and systems. The townhouse on the right differs from the others in that it has an integrated photovoltaic standing-seam roof that also produces electricity.
Tim Ellison, Energy Conversion Devices

Solar

Sunlight, or solar energy, can be used to generate electricity; heat water; and heat, cool, and light buildings. Photovoltaic (so lar cell) systems use semiconductor materi als similar to those used in computer chips to capture the energy in sunlight and to convert it directly into electricity. Photovol taic cells have been used in everything from

the solar cells in calculators to the space station Freedom.

Another technology for harnessing the sun's energy is a concentrating solar power system, which uses the sun's heat to gener ate electricity. The sunlight is collected and focused with mirrors to create a high inten sity heat source that in turn can be used to generate electricity through a steam turbine or a heat engine.

Solar hot water systems use the sun to heat water for domestic or industrial use. Many large commercial buildings also use solar collectors for heat. A solar ventilation system can be used in cold climates to pre heat air as it enters a building. The heat from a solar collector can even be used to provide energy for cooling a building.

Some architects are using careful de sign and new optical materials to use sun light to reduce the need for traditional light ing and to cut down on heating and cooling costs. For example, materials that absorb and store the sun's heat can be built into the sunlit floors and walls. The floors and walls will store heat during the day and slowly re lease heat at night.

While solar energy technologies have undergone technological and cost improve ments and are well established in high value markets like remote power, satellites, communications, and navigational aids, continued research is needed to reduce costs and improve performance. Solar en ergy accounts for 1 percent of renewable electricity generation and 0.02 percent of total U.S. electricity supply.

Alternative Energy

Alternative Transportation Fuels

Alternative fuels are any transporta tion fuels made from a nontraditional source, including ethanol, biodiesel, and other biofuels. These can be made from biomass resources, including liquid fuels (e.g., ethanol, methanol, biodiesel) and gas eous fuels (e.g., hydrogen and methane). Biofuels are primarily used to fuel vehicles, but can also fuel engines or fuel cells for electricity generation. Alternative fuels also

Recommendations:

★ The NEPD Group recommends that the President direct the Administrator of the Environmental Protection Agency to develop a new renewable energy partnership program to help companies more easily buy renewable energy, as well as receive recognition for the environmental benefits of their purchase, and help consumers by promoting consumer choice programs that increase their knowledge about the environmental benefits of purchasing renewable energy.

★ The NEPD Group recommends that the President direct the Secretary of the Treasury to work with Congress on legislation to extend and expand tax credits for electricity produced using renewable technology, such as wind and biomass. The President's budget request extends the present 1.7 cents per kilowatt hour tax credit for electricity produced from wind and biomass; expands eligible biomass sources to include forest-related sources, agricultural sources, and certain urban sources; and allows a credit for electricity produced from biomass co-fired with coal.

★ The NEPD Group recommends that the President direct the Secretary of the Treasury to work with Congress on legislation to provide a new 15 percent tax credit for residential solar energy property, up to a maximum credit of $2,000.

★ The NEPD Group recommends that the President direct the Secretaries of the Interior and Energy to work with Congress on legislation to use an estimated $1.2 billion of bid bonuses from the environmentally responsible leasing of ANWR for funding research into alternative and renewable energy resources, including wind, solar, geothermal, and biomass.

Alternative Fuel Vehicles

Alternative fuel vehicles (AFVs) can run on methanol, ethanol, compressed natural gas, liquefied natural gas, propane, hydrogen, electricity, biodiesel, and natural gas. Today, more than 450,000 alternative vehicles are operating in the United States. Some of the barriers to using AFVs include:

Cost—For example, a Ford Crown Victoria that runs on compressed natural gas costs about $4,000 more than its gasoline counterpart.

Refueling Infrastructure—Refueling infrastructure is limited, which can make refueling inconvenient and travel options difficult.

Travel Distance—Ability to travel a long distance on a single volume of fuel. Al ternative fuels have an energy content lower than that of gasoline, which means that AFVs cannot travel as far as traditional vehicles on a single tank of fuel.

In the short term, natural gas and propane offer the greatest potential for market growth, especially in niche markets where lower fuel costs make them attractive, such as transit buses, school buses, shuttles, and other heavy-duty vehicles. Ethanol vehicles offer tremendous potential if ethanol production can be expanded. Electric vehicles could reach large numbers in the future if technology breakthroughs help bring costs down and increase driving distance. Fuel cell vehicles operating on com pressed hydrogen offer long-term potential. Compressed natural gas offers a distribu tion stepping-stone to a hydrogen-refueling infrastructure.

include traditional energy sources, such as natural gas and liquid propane that are tra ditionally not used as a transportation fuel.

Currently, there are approximately 450,000 alternative fuel vehicles in the United States, and more than 1.5 million flexible-fuel vehicles that can use gasoline or a mixture of ethanol and gasoline. Etha nol is made by converting the carbohydrate portion of biomass into sugar, which is then converted into ethanol through a fermenta tion process. Ethanol is the most widely used biofuel, and its production has in creased sharply since 1980, rising from 200 million gallons a year to 1.9 billion gallons. Today, many states are considering phasing out the use of MTBE (methyl tertiary butyl ether), an oxygenate additive for gasoline. If they do so, that will likely spur greater re liance on ethanol.

Each year, approximately 65 percent of the oil consumed in the United States is used for transportation. As a result, vehicle emissions have become the leading source of U.S. air pollution. However, recent ad vances in fuels and vehicle design are help ing increase fuel efficiency and reduce toxic substances discharged into the air.

Changes in the composition of trans portation fuels, such as gasoline and diesel fuels, are one way to improve vehicle per formance while reducing emissions and lowering oil consumption. Reformulated gasoline contains fuel additives such as ethanol to increase oxygen content, which reduces harmful emissions such as carbon monoxide. Low-sulfur gasoline reduces sul fur oxide emissions. New diesel fuels, some of which have lower sulfur contents or are produced from clean-burning natural gas, can help vehicles with diesel engines achieve lower emissions.

In addition to advanced transportation fuels, alternative fuels are being developed, such as biodiesel, electricity, ethanol, hydro gen, methanol, natural gas, and propane. These alternative fuels not only reduce de pendence on petroleum transportation fu els. They reduce or entirely eliminate harm ful emissions as well. With the exception of natural gas and propane, these fuels also have the potential of being generated from renewable resources, such as ethanol from corn. The federal government has promoted development of alternative fuels for many years and this program has helped to reduce U.S. reliance on oil-based fuels.

The evolution toward more efficient,

environmentally friendly transportation fu els has been mirrored by improvements in vehicle design, components, and materials. Alternative fuel vehicles, which can either switch between two fuels or run on a mix ture of two fuels such as gasoline and etha nol, are now available. Recent developments in both alternative fuel vehicles and petro leum-based vehicles, such as advances in engines, drive trains, and emission-control technologies, may double or triple the effi ciency of current vehicles. Some of these new technologies include hybrid electric ve hicles, which combine an engine with an electric motor, and fuel cells, which produce electricity by converting a fuel, generally hy drogen and oxygen, into water.

A number of issues drive the research and marketability of advanced alternative fuel vehicles and petroleum-based vehicles in the United States. The goal of reducing U.S. dependence on imported oil, combined with the link between vehicle emissions and air pollution, have prompted the develop ment of emissions and fuel economy stan dards for car manufacturers. In addition, federal, state, and local governments have enacted regulations, laws, and incentives de signed to reduce the number of vehicle miles traveled and to encourage businesses and individuals to purchase alternative fuel vehicles.

The success of the federal alternative fuels program has been limited, however. The current program focuses on mandating certain fleet operators to purchase alterna tive fueled vehicles. The hope was that this vehicle purchase mandate would lead to ex panded use of alternative fuels. That expec tation has not been realized, since most fleet operators purchase dual-fueled vehicles that operate on petroleum motor fuels. The Clean Air Act required the use of oxygen ates, such as MTBE (methyl tertiary butyl ether) and ethanol in fuel. These oxygenates account for 92 percent of alternative fuel use. Reforms to the federal alternative fuels program could promote alternative fuels use instead of mandating purchase of vehicles that ultimately run on petroleum fuels.

Recommendation:

★ The NEPD Group recommends that the President direct the Secretary of Treasury to work with Congress to continue the ethanol excise tax exemption.

Distributed Energy

Untapped opportunities for reducing energy demand loads could be realized by better integrating electricity supply systems and customers. Improved integration can produce a variety of benefits for tight en ergy markets, including reducing peak de mand loads, bypassing congested areas of transmission by placing new generating ca pacity closer to the consumer, and thus achieving greater overall system efficien cies.

Current electricity load management efforts are typically limited to cutting off in terruptible or nonfirm customers, appeals to the public to conserve, and brownouts. Some utilities are incorporating current generation metering, sensor, and control technologies to take the next step: selective reduction of individual energy-using appli ances. In some areas, residents can reduce their monthly bills by allowing the utility to electronically turn off selected appliances, such as water heaters, on a rotating basis. If this option is well managed, consumers are unaware of the temporary loss service, and critical systems continue to run unimpeded. Advanced integrated supply-and-demand load management controls also allow for widespread “demand auctions,” in which consumers can decide which energy ser vices to forego on which days.

Distributed energy resources describe a variety of smaller electricity-generating options well suited for placement in homes, offices, and factories, or near these facili ties. Distributed energy systems have the distinct advantage of being brought on line faster than new central power plants. While natural gas microturbines and solar roof panels are the most familiar types of distrib uted energy, other distributed energy re sources include: combined heat and power, stationary fuel cells, generation of

bioenergy from landfill methane recovery, and small wind systems. Photovoltaic solar distributed energy is a particularly valuable energy generation source during times of peak use of power.

Efficiency gains from distributed en ergy come from three sources. First, trans mission and distribution line losses (about 5 percent) are reduced because the energy is generally used near the source. Second, the co-location with consumption makes it more feasible to use waste heat, displacing otherwise needed natural gas or electricity for heating purposes. And, third, the co-lo cation with consumption allows for the in tegration of on-site energy efficiency and generating capabilities. For example, in the residential market, distributed energy appli cations can make possible the concept of the "net zero energy home," in which the overall level of energy produced at the home equals or exceeds the amount of en ergy used in the home.

Despite these advantages, a number of impediments and competing policy ob jectives discourage the wider application of integrated electricity supply and demand solutions, many of which reflect the relative newness and lack of familiarity with these technologies.

For example, the lack of standards governing interconnection of distributed energy to the grid impedes development. The lack of standards prevents a uniformly effective means of getting excess distrib uted energy to the grid.

In addition, current air quality regula tions do not take into account the additional energy savings from many distributed en ergy technologies. Likewise, distributed en ergy systems purchased by consumers may receive different tax rates than those pur chased by traditional electricity producers.

Although distributed energy can alle viate distribution constraints, these systems often cannot be sited and permitted in a timely manner. For instance, land-use zon ing codes may not allow generating equip ment in association with residential or com mercial land uses, and building code offi cials may not know enough about solar roof systems to provide timely building permits.

As with energy efficiency equipment, load management integrating systems, both controls and distributed energy, have higher first costs associated with lower future en ergy bills.

Another barrier to development of dis tributed energy is the need for net metering, which enables consumers to install a small electricity project at their homes and sell the excess to the local utility, offsetting their purchases from the utility at other times. Net metering can lower the cost to consumers of distributed energy projects. Some consumers are reluctant to install dis tributed renewable energy resources be cause many regions do not have the regula tory framework under which consumers can sell energy back to the grid under a net metering system.

Future Energy Sources

As we look to the long-term future of alternative energy technologies, there is sig nificant promise in these technologies to meet an ever-growing portion of our nation's energy needs.

Hydrogen

In the long run, alternative energy technologies such as hydrogen show great promise. Hydrogen is the most common ele ment in the universe and can be made from water. Converting hydrogen into energy is compatible with existing energy technolo gies, such as fuel cells, engines, and com bustion turbines. The energy for extracting hydrogen could come from existing, tradi tional fuels, or it could be derived from re newable energy sources, such as solar, nuclear, and fossil, to achieve the cleanest possible energy cycle. Hydrogen can be converted into useful energy forms effi ciently and without detrimental environ mental effects. Unlike other energy sources, its production by-product is water.

In the future, hydrogen may be able to be used in furnaces and as a transportation fuel for automobiles, buses, trains, ships and airplanes. Hydrogen could also be con verted directly into electricity by fuel cells. Combustion of hydrogen with oxygen re sults in pure steam, which has many appli-



There is a significant promise in renewable technologies to meet an ever-growing portion of our nation's energy needs. Wind power has significant growth potential. The principal challenges to achieving this level of renewable energy generation are cost and market acceptance of renewable power technologies.
U.S. Department of Energy, National Renewable Energy Laboratory

cations in industrial processes and space heating. Moreover, hydrogen is an important industrial gas and raw material in numerous industries, such as computer, metallurgical, chemical, pharmaceutical, fertilizer and food industries.

An energy infrastructure that relies on hydrogen could enable much greater use of distributed energy systems. These systems are small, modular electricity generators that can be placed right where they are needed for heating, cooling, and powering offices, factories, and residences. Hydrogen fuel cells are a promising type of distributed energy system that can provide the exacting reliability needed for the high-tech industry.

Fuel cells can produce electricity and heat from hydrogen, natural gas, and petroleum fuels, and fuel gases derived from coal and biomass. What makes fuel cells unique is that they can use fuels without combustion, simply by chemical reactions, making them extremely clean and efficient.

Fuel cells were developed by the National Aeronautics and Space Administration to generate electricity, heat, and water in space vehicles. The first-generation fuel cells for stationary power applications entered the commercial market in 1995. This type of fuel cell is used to generate very high-quality electricity and heat with negligible emissions in commercial and industrial settings. It is most likely to be used in cases where users are willing to pay a premium for cleaner, more reliable power than is available from the commercial grid.

The second generation of stationary fuel cells is currently in the demonstration phase, including a combined fuel cell–turbine hybrid. These fuel cells are expected to be more efficient and cost less when used in similar distributed energy systems. Smaller fuel cells for residential units are also being developed, and some are in the demonstration phase.

Despite technical progress, high costs remain the main deterrent to widespread fuel cell use. Significant cost reductions must be achieved before fuel cells will be competitive with internal combustion engines, and the size and weight of fuel cell systems must be reduced even more to accommodate vehicle packaging requirements.

The primary challenge to using more hydrogen in our energy systems is the cost of producing, storing, and transporting it. A serious challenge confronting a move toward distributed energy is the transition away from centralized energy systems of supply and production. These challenges are not expected to be resolved overnight, but progress made in the last few years has already far surpassed the expectations of just a decade ago.

A significant amount of promising research and development has already been completed. The automobile industry is aggressively exploring the fuel cell as the future of the industry. Moreover, a new first generation class of distributed energy technologies are already hitting the market.

Fusion

Fusion—the energy source of the sun—has the long-range potential to serve as an abundant and clean source of energy. The basic fuels, deuterium (a heavy form of hydrogen) and lithium, are abundantly available to all nations for thousands of years. There are no emissions from fusion, and the radioactive wastes from fusion are short lived, only requiring burial and oversight for about 100 years. In addition, there is no risk of a melt-down accident because only a small amount of fuel is present in the system at any time. Finally, there is little risk of nuclear proliferation because special nuclear materials, such as uranium and plutonium, are not required for fusion energy. Fusion systems could power an energy supply chain based on hydrogen and fuel cells, as well as provide electricity directly.

Although still in its early stages of development, fusion research has made some advances. In the early 1970s, fusion research achieved the milestone of producing 1/10 of one watt of fusion power, for 1/100 of a second. Today the energy produced from fusion is 10 billion times greater, and has been demonstrated in the laboratory at powers over 10 million watts in the range of a second.

Internationally, an effort is underway in Europe, Japan, and Russia to develop plans for constructing a large-scale fusion science and engineering test facility. This test facility may someday be capable of steady operation with fusion power in the range of hundreds of megawatts.

Both hydrogen and fusion must make significant progress before they can be come viable sources of energy. However, the technological advances experienced over the last decade and the advances yet to come will hopefully transform the en ergy sources of the distant future.

Recommendation:

★ The NEPD Group recommends that the President direct the Secretary of Energy to develop next-generation technology—including hydrogen and fusion.

- Develop an education campaign that communicates the benefits of alternative forms of energy, including hydrogen and fusion.
- Focus research and development efforts on integrating current pro grams regarding hydrogen, fuel cells, and distributed energy.

Current Markets for Renewable and Alternative Energy

Advances in Technology

Non-hydropower renewable energy accounts for about 4 percent of current U.S. energy production, divided evenly be tween electricity generation and transpor tation fuels such as ethanol. Between 1990 and 1999, renewable energy generation grew by 29 percent, and renewable energy is projected to continue to grow (Figure 6-1). Renewable fuel consumption, includ ing ethanol for gasoline blending, is pro jected to grow at an average rate of 1.1 per cent a year through 2020. In 2020, 55 per cent of renewables are projected to be used for electricity generation and the rest for dispersed heating, industrial uses, and fuel blending.

The success of renewables is, in part, the result of over twenty years of research, development, and demonstration conducted by the public and private sectors. This work has dramatically improved these technolo gies and has reduced their costs by as much as 90 percent. For example:

- The Department of Energy (DOE), the National Renewable Energy Laboratory (NREL), and Alstom Energy Systems jointly created Advanced Direct-Contact Condens ers, which improve the efficiency and gener ating capacity of electric power plants by providing the best surface area for condens ing spent steam. This technological ad vance, tested in geothermal applications in California, can improve the efficiency of electricity production by 5 percent and capacity by 17 percent.
- United Solar Systems in Michigan pioneered the first commercial use of solar photovoltics as a building material. The triple-junction, thin-film technology is now sold as flexible solar panels, solar shingles for building roofs, and a peel-and-stick-on variety for standing seam metal roofs. United Solar is now building a larger manu facturing plant in Michigan that is five times the size of its existing manufacturing facil ity. DOE collaborates with United Solar on research and development helping over come hurdles in manufacturing. As a result, United Solar is able to provide unique solar electric products using a unique roll-to-roll manufacturing process.
- In partnership with DOE, NREL, Battelle Lab, Burlington Electric and others, Future Energy Resources Corporation of Norcross, Georgia, was able to build, test, and operate the world's first biomass gasifi cation system. The McNeil Plant, located in Burlington, Vermont, gasifies rather than combusts wood chips to power a gas boiler. The technology has shown itself to be com mercially viable, and is being considered worldwide by industries as a way of upgrad ing existing inefficient and aging boilers.

Improved renewable and alternative energy technologies are becoming increas ingly attractive to a number of energy com panies seeking to build new business oppor tunities for the future (Figure 6-3). Follow ing are a few examples:

Figure 6-1
Increases in U.S. Energy Production: 1990–1999

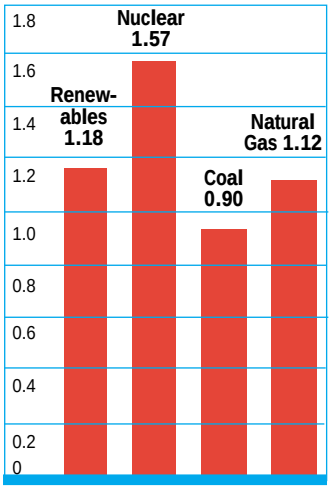

During the last decade, renewable energy sources contributed substantially to the growth in U.S. energy production, outpacing all fuel sources except for nuclear energy.

Source: U.S. Department of Energy, Energy Information Administration.

Table 6-2

Electricity Generated by Renewable Energy Sources: 1999

	Solar	Wind	Geothermal	Biomass	Hydropower
Current net summer capacity (MW)	350	2,600	2,870	6,170	79,130
Annual generation (millions of kWh)	940	4,460	13,070	36,570	312,000
Expected growth in generation (%)	PV: 19.3 Thermal: 21	5.3	3.3	3.0	-0.1
Cost (cents/kWh)	20	4–6	5–8	6–20	2–6

Renewable energy has become a significant source of electric power in the United States.

Note: Capacity, generation, and growth data do not include off-grid electricity, thermal, or other nonelectricity energy production, municipal solid waste, or methane from landfills.

Sources: U.S. Department of Energy, Energy Information Administration and Office of Power Technologies.

• FPL Group announced in January 2001 the construction of two major wind farms: a 300 MW facility on the Washington–Oregon border, and a 25.5 MW facility in Wisconsin. The company now has more than 1,000 MW of wind generating capacity in operation or under construction in seven states.

• CalEnergy Company has made renewable and alternative energy generation a central focus of its power portfolio. The company operates 1,300 MW of geothermal, natural gas, hydropower, and other power facilities in the U.S. and abroad, with another 750 MW currently under construction.

• General Motors, Ford, DaimlerChrysler, Texaco, BP/Amoco, and Shell are collectively spending between $500 million and $1 billion dollars a year on fuel cells, hydrogen storage, and infrastructure development for passenger vehicles. Ongoing bus demonstrations in the United States and Europe are expected to commercialize fuel cell power hydrogen buses in the next five years.

Because alternative and renewable energy resources can be used in so many different ways throughout the economy to produce so many combinations of energy types, their total use is often difficult to measure precisely. As of 1996, California alone had over 10 MW of installed distributed energy, a large increase in generating capacity during a period of otherwise limited growth in generation (Figure 6-3). In 1999, several types of renewable energy were used to produce electricity (Table 6-2).

On the transportation side, there are approximately 450,000 alternative fuel vehicles in the United States. Additionally, there are more than 1.5 million flexible-fuel vehicles that can use gasoline or a high mixture of ethanol and gasoline. These include the Ford Taurus, the DaimlerChrysler Caravan, and the General Motors S10 pickup. Ethanol is the most widely used biofuel, and its production is currently 1.9 billion gallons a year, representing a nearly ten-fold growth from about 200 million gallons a year in 1980.

Recommendation:

★ The NEPD Group recommends that the President direct the Secretary of the Treasury to work with Congress to develop legislation to provide for a temporary income tax credit available for the purchase of new hybrid or fuel-cell vehicles.

Hybrid Electric Vehicles

Hybrid electric vehicles (HEVs) combine the internal combustion engine of a conventional engine with the battery and electric motor of an electric vehicle, resulting in twice the fuel economy of conventional vehicles. This combination offers the extended range and rapid refueling that consumers expect from a conventional vehicle, with a significant portion of the energy and environmental benefits of an electric vehicle. The practical benefits of HEVs include improved fuel economy and lower emissions compared to conventional vehicles. The car's flexibility will mean convenient use for individuals as well as businesses.

Removing Barriers to Renewable and Alternative Energy Growth

Perhaps the greatest barrier to growth of renewable energy is cost. Currently, the cost of renewable energy generation fre

quently exceeds the costs of conventional electricity generation. In recent years, though, the costs of renewable energy have declined substantially. For example, the cost of wind energy has declined by more than 80 percent over the past twenty years and is increasingly competitive with con ventional electricity generation sources. Wind, biomass, and geothermal are all in creasingly competitive with conventional electricity generation.

The ability of these technologies to meet specific market needs is another fac tor in how quickly their market share will grow. These technologies and energy sources provide multiple benefits to the en ergy producer and the consumer. For ex ample, many of these technologies are modular and can be constructed rapidly, adding an immediate source of new power in areas that otherwise might face a short fall. Distributed renewable energy re sources can enhance the reliability and quality of power.

Cogeneration uses of waste products and heat can increase profits by reducing purchased electricity costs, as well as costs for process steam and heating or cooling. Several sectors, including lumber and paper, steel, and chemical manufacturing, are ex ploring the increased use of cogeneration. With the technological development of biom ass gasification, the lumber and paper indus try could become a seller of electricity.

Recommendation:

★ The NEPD Group recommends that the President direct the Adminis trator of the Environmental Protec tion Agency to issue guidance to encourage the development of well designed combined heat and power (CHP) units that are both highly efficient and have low emissions. The goal of this guidance would be to shorten the time needed to obtain each permit, provide certainty to industry by ensuring consistent implementation across the country, and encourage the use of these cleaner, more efficient technologies.

Renewable technologies can help pro vide insurance against price volatility. In ad dition, many renewable technologies can help industry achieve compliance with the Clean Air Act and other environmental regu lations. In some cases, renewables can be more readily located in urban areas whose air quality does not meet regulatory require ments.

With the growth rate for non-hydro power renewable electricity generation more than doubling the expected growth in overall electricity capacity, these energy sources will play a more significant role in electricity markets in the next two decades. However, the extent to which these domes tic resources are successfully tapped will depend in large part on continued techno logical development.

For renewable and alternative energy to play a greater role in meeting our energy de mands, these sources of generation must be able to integrate into our existing distribution system. The tools that form the necessary in terface between distributed energy systems and the grid need to be less expensive, faster, more reliable, and more compact.

Promising technologies exist that will improve the transmission, storage, and reli ability of renewable energy. An example of recent technological success that will allow for increased access to all forms of energy, including renewable energy, is the high-tem perature superconducting underground power transmission cables that the Depart ment of Energy is developing in partnership with industry. These cables will allow a 300 percent increase in capacity without exca vation to lay new transmission lines. This summer, Detroit Edison is demonstrating this commercially viable high-temperature superconducting cable system in an applica tion that serves 14,000 customers.

Renewable and alternative energy technologies, such as wind energy and com bined heat and power could be significantly expanded, given today's technologies. They could be further expanded with added in vestment in technology. For example, wind energy could be developed that could be adapted to sites with lower wind speeds than is feasible today. Combined heat and

Figure 6-3
Growth in California's Renewable Energy Capacity

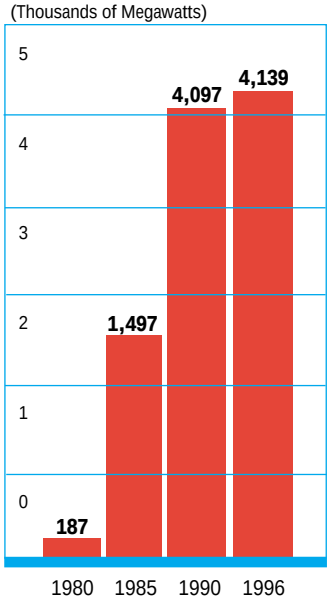

Source: U.S. Department of Energy, Energy Information Administration.



While solar energy technologies have undergone technological and cost improvements, and are well established in high value markets like remote power, satellites, communications, and navigational aids continued research is needed to reduce costs and improve performance.

U.S. Department of Energy

Figure 6-4
Investors Are Betting on Distributed Energy

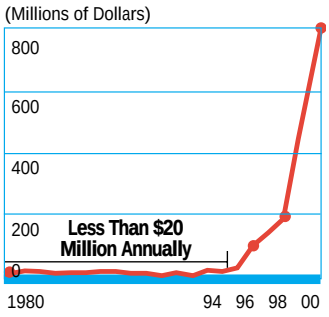

In the last few years, surging venture capital investments showed strong support for distributed energy technologies.

Note: Data for 2000 are projected investments.
Source: Nth Power via the Economist, August 5, 2000.

power in buildings offers great potential for increased system efficiencies and lower costs. New developments in microturbine and fuel cell technologies are also highly promising. Performance improvements of other technologies, such as photovoltaic systems, would facilitate much wider use. In addition to technological performance, attention to several key market and regula tory constraints would accelerate the devel opment and use of renewable and alterna tive energy in the marketplace.

Because many renewable and alterna tive energy technologies do not fit into tra ditional regulatory categories, they are of ten subjected to competing regulatory re quirements or to requirements that were never designed to address them. For ex ample, much of the current Clean Air Act does not specifically address the use of new, more efficient renewable energy tech nologies. Consequently, the Act does not provide significant incentives for the devel opment of such technologies.

The lack of interconnection standards or guidelines for electricity supply and loads impedes the use of distributed energy tech nologies. As a result, developers of small re newable energy projects must negotiate in terconnection agreements on a site-by-site basis with local distribution companies that are often opposed to distributed energy projects because of the increased competi tion. Although a few states have established interconnection standards, there is no na tional standard to facilitate development of distributed energy (Figure 6-4).

New combined heat and power facili ties may face air permitting hurdles when they replace marginally dirty boilers. The Clean Air Act does not recognize the pollu tion prevention benefits of the increased ef ficiency of combined heat and power units. At the same time, these combined heat and power investments are taxed at the industry's tax rate, not at the rate they would receive if they were considered part of the utility sector for tax purposes.

In addition, modifications to permitting and siting requirements may be necessary to fa cilitate the incorporation of these technolo gies into buildings.

The infrastructure needed for increas ing the use of renewable and alternative en ergy varies considerably. In particular, the alternative fuels infrastructure lags far be hind the existing infrastructure for conven tional fuels. The lack of infrastructure for al ternative fuels is a major obstacle to con sumer acceptance of alternative fuels and the purchase of alternative fuel vehicles. It is also one of the main reasons why most al ternative fuel vehicles actually operate on petroleum fuels, such as gasoline and diesel. In addition, a considerable enlargement of ethanol production and distribution capac ity would be required to expand beyond their current base in the Midwest in order to increase use of ethanol-blended fuels.

The use of natural gas or electricity for vehicles requires enhancements to these distribution systems, such as compression stations for natural gas. While many alterna tive fuels can be shipped by pipeline, they may require separation within the pipeline to avoid mixing different energy products. Geographically dispersed renewable energy plants often face significant transmission barriers, including unfavorable grid sched ule policies and increased embedded costs.

Uncertainty regarding the tax treat ment of these technologies and energy sources can discourage long-term invest ment. Though existing tax credits provide an incentive for investing in some types of renewable energy, the limited scope of the credit and its frequent expiration discour ages investment.

Summary of Recommendations

Nature's Power: Increasing America's Use of Renewable and Alternative Energy

★ The NEPD Group recommends that the President direct the Secretaries of the Interior and Energy to re-evaluate access limitations to federal lands in order to increase renewable energy production, such as biomass, wind, geothermal, and solar.

★ The NEPD Group supports the increase of $39.2 million in the FY 2002 budget amendment for the Department of Energy's Energy Supply account that would provide increased support for research and development of renewable energy re sources.

★ The NEPD Group recommends that the President direct the Secretary of Energy to conduct a review of current funding and historic performance of renewable energy and alternative energy research and development programs in light of the recommen dations of this report. Based on this review, the Secretary of Energy is then directed to propose appropriate funding of those research and development programs that are performance-based and are modeled as public-private partnerships.

★ The NEPD Group recommends that the President direct the Secretary of the Treasury to work with Congress on legislation to expand the section 29 tax credit to make it available for new landfill methane projects. The credit could be tiered, depending on whether a landfill is already required by federal law to collect and flare its methane emissions due to local air pollution concerns.

★ The NEPD Group recommends that the President direct the Secretary of the Interior to determine ways to reduce the delays in geothermal lease processing as part of the permitting review process.

★ The NEPD Group recommends that the President direct the Administrator of the Environmental Protection Agency to develop a new renewable energy partnership program to help companies more easily buy renewable energy, as well as receive recognition for the environmental benefits of their purchase, and help consumers by promoting consumer choice programs that increase their knowledge about the environmental benefits of purchasing renewable energy.

★ The NEPD Group recommends that the President direct the Secretary of the Treasury to work with Congress on legislation to extend and expand tax credits for electricity produced using wind and biomass. The President's budget request extends the present 1.7 cents per kilowatt hour tax credit for electricity produced from wind and biomass; expands eligible biomass sources to include forest-related sources, agricultural sources, and certain urban sources; and allows a credit for electricity produced from biomass co-fired with coal.

★ The NEPD Group recommends that the President direct the Secretary of the Treasury to work with Congress on legislation to provide a new 15 percent tax credit for residential solar energy property, up to a maximum credit of $2,000.

★ The NEPD Group recommends that the President direct the Secretaries of the Interior and Energy to work with Congress on legislation to use an estimated $1.2 billion of bid bonuses from the environmentally responsible leasing of ANWR for funding research into alternative and renewable energy resources, including wind, solar, geothermal, and biomass.

★ The NEPD Group recommends that the President direct the Secretary of the Treasury to work with Congress to continue the ethanol excise tax exemption.

★ The NEPD Group recommends that the President direct the Secretary of Energy to develop next-generation technology—including hydrogen and fusion.
• Develop an education campaign that communicates the benefits of alternative forms of energy, including hydrogen and fusion.
• Focus research and development efforts on integrating current programs regarding hydrogen, fuel cells, and distributed energy.
• Support legislation reauthorizing the Hydrogen Energy Act.

★ The NEPD Group recommends that the President direct the Secretary of the Treasury to work with Congress to develop legislation to provide for a temporary income tax credit available for the purchase of new hybrid or fuel-cell vehicles be tween 2002 and 2007.

★ The NEPD Group recommends that the President direct the Administrator of the Environmental Protection Agency to issue guidance to encourage the development of well-designed combined heat and power (CHP) units that are both highly efficient and have low emissions. The goal of this guidance would be to shorten the time needed to obtain each permit, provide certainty to industry by ensuring consistent implementa tion across the country, and encourage the use of these cleaner, more efficient tech nologies.

America's Energy Infrastructure

A Comprehensive Delivery System

One of the greatest energy challenges facing America is the need to use 21st- century technology to improve America's aging energy infrastructure. Americans need a comprehensive, long-term solution to deliver energy to industry and consumers in a reliable and safe manner.

Our energy infrastructure is comprised of many components, such as the physical network of pipes for oil and natural gas, electricity transmission lines and other means for transporting energy to consumers. This infrastructure also includes facilities that turn raw natural resources into useful energy products. The rail network, truck lines, and marine transportation are also key components of America's energy infrastructure.

The energy industry has undergone major changes in the last two decades, and more are expected. These changes affect how our energy infrastructure operates. For example, while the electricity industry was once vertically integrated, it is increasingly separated into three isolated segments: generation, transmission, and distribution.

Our energy infrastructure has failed to keep pace with the changing requirements of our energy system. Domestic refining capacity has not matched increases in demand, requiring the United States to import refined products. Natural gas pipelines have not expanded sufficiently to meet demand. The electricity transmission system is constrained by insufficient capacity. Rail capacity was significantly increased during the 1970s when rail facilities were improved to move more coal. Since then, however, few additions to the coal transportation rail network have been built.

The United States needs to modernize its energy infrastructure. One sign of a lack of an energy policy in recent years has been the failure to maintain the infrastructure needed to move energy where it is needed most.

Electricity

The electricity infrastructure includes a nationwide power grid of long-distance transmission lines that move electricity from region to region, as well as the local distribution lines that carry electricity to homes and businesses. Electricity originates at power plants, which are primarily fueled by coal, nuclear, natural gas, water and, to a lesser extent, oil. Coal, natural gas and oil powered plants require a dependable transportation infrastructure to deliver the fuels necessary for the production of electricity. A transportation network for waste disposal is also necessary for power plants that create by products.

Restructuring

The electricity industry has undergone considerable changes in the last two decades. These changes affect how our electricity infrastructure operates. Major industry restructuring has separated once vertically integrated electric utilities that supplied generation, transmission, and distribution services into distinct entities. To facilitate competition at the wholesale level, in 1996, the Federal Energy Regulatory Commission (FERC) required transmission-owning utilities to "unbundle" their transmission and power marketing functions, and provide nondiscriminatory, open access to their transmission systems by other utilities

U.S. DEPARTMENT OF ENERGY



FIGURE 7-1
North American Transmission Lines

About 204,000 miles of long-distance transmission lines move power from region to region. The four integrated transmission grids serving North America are the Western Interconnection, Eastern Interconnection, Electric Reliability Council of Texas, and Province of Quebec.

Source: PA Consulting Group




Eastern
Interconnect
Legend
Below 230kv
230kv - 344kv
345kv - 499kv
500kv - 734kv
735kv - 999kv
AC-DC-AC Tie
DC Line
Dashed lines indicate proposed transmission lines
Prepared using RDI PowerMap data. Information on this map is believed to be accurate but is not guaranteed.

and independent power producers. At the retail level, some states have required utili ties to divest their generation assets as part of restructuring. These utilities currently supply only transmission and distribution services for customers who purchase elec tricity (i.e., generation services) from other firms. In addition, power marketers—who often do not own generation, transmission, or distribution facilities—buy and sell power on wholesale markets and market electricity directly to customers.

Electricity competition has led to sig nificant changes in the operation of the bulk power grid, which are the power plants and high-voltage transmission facilities that make up the wholesale power market. More electricity is being shipped longer distances over a transmission system that was initially designed only to provide limited power and reserve sharing among neighboring utilities. Electric utilities that were once solely re sponsible for ensuring that adequate gen eration was available to meet demand now purchase a substantial amount of the power they need from the wholesale market, rely ing on independent power producers to build and operate plants.

Electricity Generation

There are roughly 5,000 power plants in the United States, and they have a total generating capacity of nearly 800,000 mega watts. Over the past few years, there has been an explosion of "merchant" power plants proposed by independent power pro ducers seeking to sell into wholesale mar kets. In spite of this interest, a number of re gions of the country are experiencing capac ity shortages as a result of wholesale mar ket design problems and barriers to siting and building new power plants.

Over the next ten years, demand for electric power is expected to increase by about 25 percent, and more than 200,000 megawatts of new capacity will be required. However, under current plans electric trans mission capacity will increase by only 4 per cent. This shortage could lead to serious transmission congestion and reliability problems.

Transmission Grid

The United States does not have a na tional transmission grid. Instead, there are four integrated transmission grids serving North America: the Western Interconnec tion, Eastern Interconnection, Electric Reli ability of Council of Texas, and the Province of Quebec (Figure 7-1). These regional grids themselves are international, encom passing the United States, Canada, and part of Mexico.

Transactions between the four inte grated transmission grids are very limited because they are interconnected at only a few locations through interties, so for all practical purposes they can be viewed as separate transmission grids. The four inte grated transmission grids break down into a series of smaller regions, largely defined by transmission constraints. Altogether, 204,000 miles of transmission lines in North America move power from the point of gen eration to where electricity is needed. There are 157,810 miles of transmission lines in the United States. Transmission grid expan sions are expected to be slow over the next ten years, with additions totaling only 7,000 miles.

The transmission system is the high way system for interstate commerce in elec tricity. Transmission allows the sale of elec tricity between regions. In a particular re gion, transmission can be a substitute for generation, allowing that region to import power that otherwise would have to be gen erated within that region. In some cases, transmission expansion may be more cost effective than generation additions, allow ing a region better access to lower-cost gen eration.

Transmission constraints limit these power flows, and result in consumers pay ing higher prices for electricity. The electric ity price spikes in the Midwest in the sum mer of 1998 were caused in part by trans mission constraints limiting the ability of the region to import electricity from other regions of the country that had available electricity. During the summer of 2000, transmission constraints limited the ability to sell low-cost power from the Midwest to the South during a period of peak demand,

resulting in higher prices for consumers. Transmission capacity limits could result in price pressures and reliability problems this summer in California, Long Island, the Great Lakes, the Southeast, and New En gland (Figure 7-2).

Regional shortages of generating ca pacity and transmission constraints com bine to reduce the overall reliability of elec tric supply in the country and are reducing the quality of power delivered to end users. Power quality is becoming an increasingly important issue as our digital economy con tinues to grow.

One factor limiting reliability is the lack of enforceable reliability standards. Since 1968, the reliability of the U.S. trans mission grid has depended entirely on vol untary compliance with reliability stan dards. There is a broad recognition that vol untary adherence with reliability standards is no longer a viable approach in an increas ingly competitive electricity market. There is a need to provide for enforcement of mandatory reliability standards. Broad sup port has emerged for development of these standards by a self-regulating organization overseen by FERC.

Recommendations:

★ The NEPD Group recommends that the President direct the Secretary of Energy to work with FERC to improve the reliability of the interstate trans mission system and to develop legisla tion providing for enforcement by a self-regulatory organization subject to FERC oversight.

★ The NEPD Group recommends that the President direct the Secretary of Energy to expand the Department's research and development on trans mission reliability and superconduc tivity.

Transmission constraints were also a primary factor in blackouts in northern California, which imports power from both the Northwest and southern California. When resources are not available in the Northwest, electricity supply must come from southern California's Path 15 transmis sion route. Path 15 does not have sufficient capacity to provide all of the power needed in northern California.

Figure 7-2

Current Electric Power Bottlenecks



Transmission capacity limits could result in price pressures and reliability problems this summer in California, Long Island, the Great Lakes, the Southeast, and New England. The arrows in this figure de-pict the locations and directions of current transmission congestion.

Source: North American Electric Reliability Council.

Recommendation:

★ The NEPD Group recommends that the President direct the Secretary of Energy to authorize the Western Area Power Administration to explore relieving the "Path 15" bottleneck through transmission expansion financed by nonfederal contributions.

Transmission constraints have been a persistent cause of price spikes in New York City in recent years. The New York Indepen dent System Operator (the grid operator in that state) estimates that the city will be short about 400 MW below their desired re serve margin of power during the summer peak. To fill this gap, the New York Power Authority is trying to install additional gen eration capacity in the city. Market-oriented approaches could also be used to create ad ditional capacity and alleviate some of the potential problems.

If transmission constraints are not re moved, the result can be higher prices and

lower reliability. There are various reasons why transmission constraints exist. One is the lack of sufficient investment in trans mission. Transmission investment has lagged dramatically over the past decade (Figure 7-3). There is a need to ensure that transmission rates create incentives for ad equate investment in the transmission sys tem, especially as restructuring leads to the creation of transmission companies whose only business is operation of transmission facilities. FERC recognizes this need and has expressed a willingness to consider in novative transmission pricing proposals.

Another cause of transmission con straints is the siting process. Under current law, siting of transmission facilities is a re sponsibility of state governments, not the federal government, even though the trans mission system is not only interstate but also international, extending into both Canada and Mexico. This stands in stark contrast to siting of other interstate facili ties, such as natural gas pipelines, oil pipe lines, railroads, and interstate highways.

Federal law governing the responsibil ity for siting transmission facilities was written in 1935, nearly 80 years ago. At the time, transmission facilities were not inter-

Figure 7-3

U.S. Investment in New Electric Power Transmission

(Millions of 1990 Dollars)

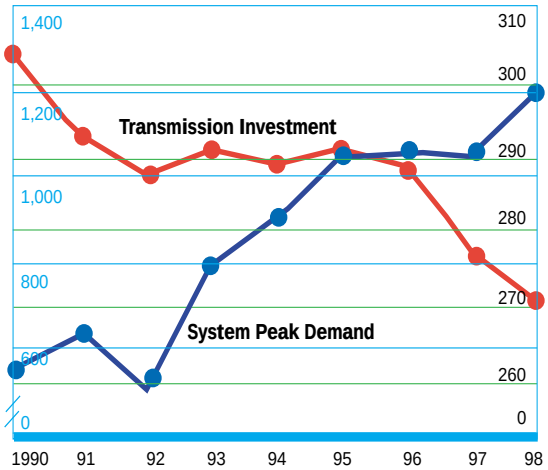

Growth in peak demand for electricity has far outstripped investment in transmission capacity. As a result, transmission constraints could aggravate already limited supplies of power and could result in high prices in some areas of the country.

Source: PA Consulting Group, based on data from the UDI data base.

state, and there was virtually no interstate commerce in electricity. Congress did not anticipate the development of an interstate and international transmission system.

State decisions on where to locate transmission lines often do not recognize the importance of proposed transmission fa cilities to the interstate grid. For example, a recent decision by regulators in Connecticut to block a proposed transmission line to Long Island did not recognize the need for electricity on Long Island. Some state siting laws require that the benefits of a proposed transmission facility accrue to the indi vidual state, resulting in the rejection of transmission proposals that benefit an en tire region, rather than a single state.

Much has changed since 1935. The transmission system is the highway for in terstate commerce in electricity. Transmis sion constraints are resulting in higher prices for consumers and lower reliability. The siting process must be changed to re flect the interstate nature of the transmis sion system.

Recommendations:

★ The NEPD Group recommends that the President direct the appropriate federal agencies to take actions to re move constraints on the interstate transmission grid and allow our nation's electricity supply to meet the growing needs of our economy.

- Direct the Secretary of Energy, by December 31, 2001, to examine the benefits of establishing a national grid, identify transmission bottle necks, and identify measures to re move transmission bottlenecks.
- Direct the Secretary of Energy to work with FERC to relieve trans mission constraints by encouraging the use of incentive rate-making proposals.
- Direct the federal utilities to deter mine whether transmission expan sions are necessary to remove con straints. The Administration should review the Bonneville Power Administration's (BPA's) capital and



financing requirements in the context of its membership in a regional RTO, and if additional Treasury financing appears warranted or necessary in the future, the Administration should seek an increase in BPA's borrowing authority at that time.

- Direct the Secretary of Energy, in consultation with appropriate federal agencies and state and local government officials, to develop legislation to grant authority to obtain rights-of-way for electricity transmission lines, with the goal of creating a reliable national transmission grid. Similar authority already exists for natural gas pipelines in recognition of their role in interstate commerce.

Another cause of transmission constraints is limited access to federal lands. The federal government is the largest land owner in the United States and owns most of the land in some western states. Limited access to federal lands can block needed transmission expansion. A case in point is a transmission line being built from West Virginia to Virginia. Five years ago, the Department of Energy identified that line as critical to the reliability of the transmission system on the East Coast. Five years later, the line is still not complete. Improved access to federal land can help remove transmission constraints.

Rights-of-Way on Federal Lands

The Bureau of Land Management (BLM) estimates that 90 percent of the oil and natural gas pipeline and electric transmission rights-of-way in the western United States cross federal lands. These lands are principally lands managed by either the BLM or the U.S. Forest Service. Rights-of-way are authorized through an approval process that allows the public to comment on proposals to locate infrastructure items, like utility poles, on these rights-of-way. As part of this process, proposals are examined for resource and other use conflicts, and a national interest test is applied prior to approval.

The BLM administers 85,000 rights-of-way, including 23,000 for oil and gas pipelines and 12,000 for electric transmission lines. It processes over 1,200 pipeline and electric system right-of-way applications a year, with an increase in applications of

The electric power infrastructure includes a nationwide "power grid" of long-distance transmission lines that move electricity from the point of generation to where the electricity is needed. Over the next ten years, U.S. demand for electric power is expected to increase by 25 percent, while transmission capacity is expected to increase by only 4 percent.



Virtually all natural gas in the United States is moved via pipeline. The current domestic natural gas transmission capacity of approximately 23 trillion cubic feet (tcf) will be insufficient to meet the projected 50 percent increase in U.S. consumption projected for 2020.

over 10 percent a year in recent years. The demand for additional energy and electric ity is expected to increase the need for rights-of-way across federal lands.

Other federal entities also deal with rights-of-way, each approaching the issue from a unique perspective. The National Park Service is authorized to grant leases and permits, but discourages rights-of-way corridors unless there are no practical alter natives. The U.S. Fish and Wildlife Service manages National Wildlife Refuge lands for wildlife and habitat values, and allows corri dors where they were pre-existing or are de termined to be compatible with the pur poses for which a refuge was established. The Bureau of Reclamation is authorized to grant rights-of-way over lands acquired or withdrawn for reclamation purposes, if compatible with authorized project pur poses. The Bureau of Indian Affairs and tribal governments are authorized to grant rights-of-way across both tribal and indi vidually owned Indian lands.

Pipelines

After being pumped from the ground in domestic oil fields, oil travels through gathering lines to pipelines, which bring it to refineries, where it is transformed into petroleum products like gasoline, diesel fuel, or heating oil. These products then travel through pipelines and tanker trucks to distribution outlets for purchase by con sumers. Natural gas must similarly travel from gas fields through gathering lines to processing facilities, and then into pipelines and local distribution lines to its final desti nation. These pipeline systems involve a complex infrastructure of their own, includ ing pump stations or compressor stations, and control systems that open and close valves and switch product flow through pipes, often with the use of computer tech nology.

Oil Pipelines

The two million miles of oil pipelines in the United States are the principal mode for transporting oil and petroleum products such as gasoline. They account for about 66 percent of domestic product movements (Figure 7-4). Increases in the demand for oil and changes in where it is supplied will lead to the need for more pipeline capacity.

Pipelines are less flexible than other forms of oil transport, because they are fixed assets that cannot be easily adjusted to changes in supply and demand. Once built, they are an efficient way to move pe troleum and petroleum products. A modest sized pipeline carries the equivalent of 750 tanker truckloads a day—the equivalent of a truckload leaving every two minutes, 24 hours a day, 7 days a week. Replacing the same pipeline with a railroad train of tank cars, carrying 2,000 barrels each, would re quire a 75-car train to arrive and be un loaded every day. Pipelines are relatively in expensive to operate and are generally quiet and safe. Ensuring pipeline safety requires careful management, as multiple products move through a single pipeline system at the same time.

Insufficient domestic pipeline capacity has caused peak-load problems in moving oil and petroleum products such as gasoline from one region of the country to another. For example, many energy analysts fore casted the possibility of a shortage last win ter in the upper Midwest of liquefied petro leum gas used for heating and for drying crops. Others were concerned about pos sible shortages of heating oil in New En gland.

Energy supply shortages can create operational difficulties for the pipelines themselves. The complex interrelationship

of our energy infrastructure is evident, since pipelines have been shut down for varying time periods due to regional elec tricity shortages.

For example, fuel supplies to Las Ve gas and Phoenix became dangerously low when blackouts in California shut down the main pipeline serving those areas. The Cali fornia Public Utilities Commission (CPUC) has granted a waiver of penalties to oil pipelines that have interruptible contracts for electricity to help ensure the uninter rupted flow of motor fuel supplies to Cali fornia. The California Energy Commission asked the CPUC to grant the waiver in or der to minimize the threat to public health due to disruptions of fossil fuel supplies. While the waiver of penalties does not guar antee that disruptions of power to petro leum product pipelines will not occur, it di minishes the threat by allowing disruptions to occur only when they are coordinated with the entire petroleum product delivery system, from refiner to pipeline to termi nals. Both Phoenix and Las Vegas would benefit from this decision because refiner ies and pipelines from California supply the two cities.

Much of the existing oil pipeline infra structure is old, requiring regular safety and environmental reviews to ensure its reliabil ity. The potential risk of pipeline accidents to human health and safety is of grave con cern. In June 1999, a petroleum product pipeline ruptured and caught fire in Bellingham, Washington. In addition to tragic loss of life, the pipeline's 18-month shutdown caused an economic hardship to the Seattle–Tacoma Airport and other local businesses that relied on the pipeline for aviation and diesel fuels. To avoid similar crises, the Department of Transportation, which has responsibility for pipeline safety, has adopted regulations and other risk man agement approaches to ensure safety in pipeline design, construction, testing, operation, maintenance, and emergency response.

Recommendation:

★ The NEPD Group recommends that the President direct the Secretary of the Interior to work with Congress and the State of Alaska to put in place the most expeditious process for renewal of the Trans-Alaskan Pipeline System rights-of-way to ensure that Alaskan oil continues to flow uninterrupted to the West Coast of the United States.

The Trans-Alaska Pipeline System is the single most important crude oil pipeline in the United States, and is perhaps the most regulated oil pipeline in the world. The pipeline system has carried nearly one-fifth of all domestically produced oil for the last two decades. Since beginning operations in 1977, it has transported more than 13 billion barrels of oil from Alaska's North Slope across 800 miles to the Port of Valdez. Since the pipeline began operation, only 0.00014 percent of the total amount of oil trans ported through it has been spilled.

The pipeline's federal grant and state lease for right-of-way expires in 2004 and will require renewal. That process will in-

Figure 7-4

U.S. Oil Pipelines

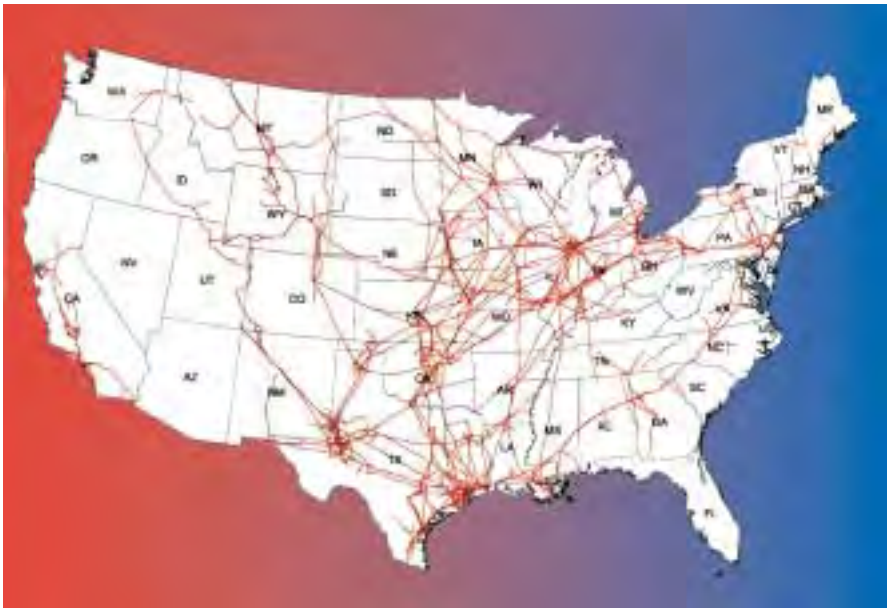

The two million miles of oil pipelines in the United States are the principal mode for transporting crude oil and refined products. They account for about 66 percent of domestic product movements.

Source: U.S. Department of Transportation, Office of Pipeline Safety.



Several federal agencies are authorized to grant rights-of-way for oil and gas pipeline and electric transmission systems on federal lands, and each approaches the issue from a unique perspective. Authorizing agencies include the Bureau of Land Management, the U.S. Forest Service the National Park Service, the U.S. Fish and Wildlife Service, the Bureau of Reclamation, and the Bureau of Indian Affairs.

volve a thorough review of compliance with federal laws and regulations, including those related to safety and environmental impacts. Because nearly 50 percent of the right-of-way is owned by the State of Alaska, they must also renew the applicable state permits. To commence the formal portion of the federal renewal process, regulations require a renewal application to be filed with the Alaska Office of the BLM of the Department of the Interior. To the extent possible, a single, joint federal/state approach should be considered.

Natural Gas Pipelines

Virtually all natural gas in the United States is moved via pipeline (Figure 7-5). The current domestic natural gas transmission capacity of approximately 23 trillion cubic feet (tcf) will be insufficient to meet the projected 50 percent increase in U.S. consumption projected for 2020.

Some parts of the country, such as California and New England, already face capacity shortages. Several pipeline operators have applied for permits to increase their delivery of natural gas to California, but right-of-way issues and local permitting delays have constrained the ability to transport natural gas to California, contributing to high prices. In addition, the natural gas pipeline connections from Canada are near capacity, so any greater U.S. reliance on Canadian natural gas will require increased pipeline capacity.

One of the largest known reserves of natural gas in the United States has been found in the Arctic, associated with the development of oil at Alaska's Prudhoe Bay. These known gas reserves, over 35 tcf, would make a significant long-term contribution to the nation's energy supplies if delivered to the lower 48 states. It is estimated there may be an additional 100 tcf on the North Slope of Alaska. Recently, as the energy supply situation has changed, interest has renewed in tapping into Alaska's natural gas supplies. Over the past year, the Alaska North Slope gas producers have been reviewing whether projected market conditions will make transportation of this natural gas economically feasible. The North Slope gas producers are scheduled to complete that review by the end of 2001.

Recommendation:

★ The NEPD Group recommends that the President direct the Secretaries of Energy and State, coordinating with the Secretary of the Interior and the Federal Energy Regulatory Commission, to work closely with Canada, the State of Alaska, and all other interested parties to expedite the construction of a pipeline to deliver natural gas to the lower 48 states. This should include proposing to Congress any changes or waivers of law pursuant to the Alaska Natural Gas Transportation Act of 1976 that may be required.

America needs the energy that Alaska's North Slope natural gas can provide. The Administration seeks to expedite the construction of a pipeline to deliver this natural gas to the lower 48 states.

In addition to shortfalls in capacity, sources of natural gas have shifted from the Southwest to the deep water of the Gulf of Mexico, the Rocky Mountains, western Canada, and the Canadian Atlantic. At the same time, demand has shifted from the in dustrial Midwest to the growing population centers in the South and the West. An addi tional 263,000 miles of distribution pipe lines and 38,000 miles of new transmission pipelines will be necessary to meet in creased consumption and the new geo graphic realities of supply and demand.

Several factors complicate efforts to meet the need for increased pipeline capac ity, including encroachment on existing rights-of-way and heightened community resistance to pipeline construction. Cur rently it takes an average of four years to obtain approvals to construct a new natural gas pipeline. In some cases it can take much longer.

The projected growth in energy de mand has called into question whether regulatory actions and permitting processes can keep pace with the necessary construc tion of new facilities for storage and deliv ery. Consistent federal, state, and local gov ernment policies, and faster, more predict able regulatory decisions on permitting for oil and natural gas pipelines are needed to enable timely and cost-effective infrastruc ture development. The permitting process has a positive role in protecting the environ ment, public health, and safety by allowing all interested parties an opportunity to par ticipate effectively and fully in the delibera tions prior to the permit issuance.

Recent pipeline ruptures involving a natural gas pipeline near Carlsbad, New Mexico, and an underground natural gas storage facility near Hutchinson, Kansas, highlight the need to develop technologies and policies that protect people, environ ment, and the safety of the nation's energy infrastructure. The federal government has an important role in ensuring and improv ing the safety of these gas pipelines. New technologies need to be developed to im prove monitoring and assessment of system integrity, improve data quality for system planning, extend the serviceability and life of the national natural gas transmission and dis tribution network, provide safer transport of energy products, and lessen the impacts of the energy infrastructure on the environ ment.

Figure 7-5
U.S. Natural Gas Transmission Pipelines

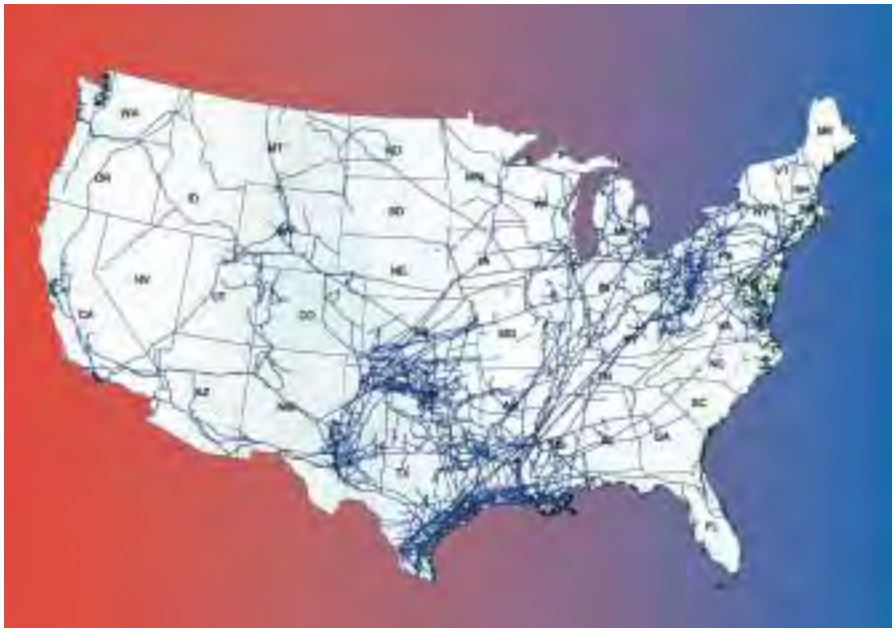

Virtually all natural gas in the United States is moved via pipeline. The forecast of a doubling in the number of new natural gas wells drilled annually and an 80 percent increase in the number of active drilling rigs will require new pipelines.

Source: U.S. Department of Transportation, Office of Pipeline Safety.

Recommendations:

★ The NEPD Group recommends that the President support legislation to im prove the safety of natural gas pipelines, protect the environment, strengthen emergency preparedness and inspec tions and bolster enforcement.

★ The NEPD Group recommends that the President direct agencies to con tinue their interagency efforts to im prove pipeline safety and expedite pipe line permitting in an environmentally sound manner and encourage the Fed eral Energy Regulatory Commission to consider improvements in the regulatory process governing approval of interstate natural gas pipeline projects.



U.S. demand for refined petroleum products currently exceeds its domestic capacity to produce them. The refinery industry is now running at nearly 100 percent of capacity during the peak gasoline consumption season.

Oil Refineries

U.S. demand for refined petroleum products, such as gasoline and heating oil, currently exceeds our domestic capacity to produce them. The refinery industry is now running at nearly 100 percent of capacity during the peak gasoline consumption sea son and is producing record levels of needed products at other times. The excess demand has recently been met by increased imports.

The U.S. refining industry has experi enced a decade of low profitability and rates of return on investment. This has dis couraged investment in new refineries. In fact, almost 50 U.S. refineries closed over the last ten years, and no major refineries have been built in the last twenty-five years.

During the last ten years, overall refin ing capacity grew by about 1 to 2 percent a year as a result of expansion in the capacity of existing, larger refineries. Although there was a significant, sustained improvement in margins during 2000, those gains arose out of a very tight supply situation and high, vola tile prices. Industry consolidation has been a key response to this poor profitability.

The U.S. refining industry is also fac ing major infrastructure problems. While the industry expanded steadily through the 1970s, it went through a period of consoli dation after the oil shocks of 1973 and 1978. Ongoing industry consolidation, in an effort to improve profitability, inevitably leads to the sale or closure of redundant facilities by the new combined ownership. This has been particularly true of terminal facilities, which can lead to reductions in inventory and system flexibility. While excess capac ity may have deterred some new capacity investments in the past, more recently, other factors, such as regulations, have de terred investments.

Refiners are subject to significant en vironmental regulation and face several new clean air requirements over the next de cade. Refiners will face many clean fuel pro duction standards, which require the pro duction of many different kinds of gasoline and diesel fuel for different parts of the country. New Environmental Protection Agency rules will require refiners to pro duce gasoline and diesel fuel with signifi cantly lower sulfur content. New clean air requirements will benefit the environment, but will also require substantial capital in vestments and additional government per mits. The proliferation of distinct regional and state gasoline and diesel product stan dards, the significant permitting needed, and the downtime to make the needed physical and operational changes will chal lenge refiners and governments to effec tively coordinate in order to reduce the like lihood of supply shortfalls and price spikes.

Recommendation:

★ The NEPD Group recommends that the President direct the Administrator of the EPA to study opportunities to maintain or improve the environmen tal benefits of state and local "bou tique" clean fuel programs while ex ploring ways to increase the flexibility of the fuels distribution infrastructure, improve fungibility, and provide added gasoline market liquidity. In conclud ing this study, the Administrator shall consult with the Departments of En ergy and Agriculture, and other agen cies as needed.

Since 1990, refiners have met growing demand by increasing the use of existing equipment and increasing the efficiency and capacity of existing plants. Even with these efforts, however, refining capacity has be gun to lag behind peak summer demand. Price volatility and the cyclical nature of oil markets inhibit investment in supply infra structure. While investors can withstand market fluctuations for some commodities, large investments in oil exploration and de velopment—such as for drilling required to maintain a steady supply and the pipelines needed to bring supply to market—are of ten curtailed during times of low oil prices. The outcome of this lack of steady invest ment is less supply, higher prices, and the abandonment of marginal oil resources that may never be recovered.

Recommendations:-

★ The NEPD Group recommends that- the President direct the Administrator- of the Environmental Protection- Agency and the Secretary of Energy to- take steps to ensure America has ad - equate refining capacity to meet the- needs of consumers.-

- Provide more regulatory certainty to refinery owners and streamline the permitting process where pos sible to ensure that regulatory over lap is limited.
- Adopt comprehensive regulations (covering more than one pollutant and requirement) and consider the rules' cumulative impacts and benefits.

★ The NEPD Group recommends that the President to direct the Administra tor of the Environmental Protection Agency, in consultation with the Secre tary of Energy and other relevant agencies, to review New Source Re view regulations, including administra tive interpretation and implementa tion, and report to the President within 90 days on the impact of the regula tions on investment in new utility and refinery generation capacity, energy ef ficiency, and environmental protec tion.

- The NEPD Group recommends that the President direct the Attorney General to review existing enforce ment actions regarding New Source Review to ensure that the enforce ment actions are consistent with the Clean Air Act and its regula tions.

Energy Transportation Infrastructure

The infrastructure used to transport energy products includes ocean tankers; in land barges; specialized trucks for oil and refined products, such as gasoline and heat ing oil; railroad tank cars and coal cars; and the waterways, highways, and railroads upon which they travel. There is also a sub stantial inventory of river and oceanside port facilities that are used for moving en ergy materials.

Marine Transportation

Marine transportation of oil and re fined products accounts for nearly one-third of domestic shipments. Approximately 3.3 billion barrels of oil and petroleum products and 229 million short tons of coal move through the nation's ports and waterways every year.

There are three kinds of ship trans ports of domestic energy products. Tankers



Double-hulled tank barges provide distribution of petroleum products.

Nicole Leigh Reinauer and RTC 135

primarily carry Alaskan oil to the West Coast. Product tankers transport refined products from the Gulf of Mexico to the At lantic Coast, from the Gulf to the West Coast, and between ports within the West Coast. Tank barges provide coastwise distri bution of refined product imports, distribu tion from pipeline terminals, and inland dis tribution. In addition, 477 foreign tankers and 64 U.S. flag tankers deliver oil and pe troleum products to the United States. They deliver approximately 2.1 million barrels a day, for a total of 770 million barrels a year.

Ships are also used to import liquefied natural gas (LNG). With increasing demand for natural gas for electricity generation, there is a potential for substantial growth in the demand for LNG imports. From 1998 to 1999, the number of LNG carrier arrivals in Boston increased by 350 percent. In addi-- tion, mothballed terminals at Elba Island,- Georgia, and Cove Point, Maryland, may- reinitiate LNG imports by 2002.-

Winter storms, extended darkness, and ice formation disrupt barge and tanker movements. The U.S. Coast Guard's fleet of ice breakers has become an important component of the energy infrastructure for the New England, Mid-Atlantic, and Great Lakes regions.
U.S. Coast Guard



Unlike pipelines, water transportation requires the positioning of vessels to where cargoes are located. For example, it can take three weeks to move a tanker from the Gulf of Mexico to the West Coast. Conse quently, tanker markets do not respond quickly to temporary surges in demand, which typically result in price spikes.

Safety

In accordance with the Oil Pollution Act of 1990, a timeline has been established to replace all single-hulled vessels with double-hulled vessels. Many have already been replaced. Modern navigation and port services also help to prevent maritime oil spills. Spill-response technologies and coor dinated response plans are key to minimiz ing damage to property and the environ ment. Oil spill technology has improved dur ing the last decade and will continue to do so. Risk assessments, preparedness drills, and cleanup strategies are all necessary safeguards for transporting energy goods. As maritime transportation grows, port and waterway infrastructure, as well as the availability of accurate and timely naviga tion information, will continue to be impor tant for the safe, efficient delivery of energy.

New England's Dependence on Marine Transportation

New England has no refineries, and its small oil pipeline system is not connected to the interstate pipeline system. As a result, New England must rely on tanker and barge shipments of petroleum products from the south as well as direct imports from over seas. There is some question as to whether this distribution system is sufficient to meet the future needs of the region and, if not, what steps need to be taken to ensure fu ture economical, reliable energy supplies.

In recent years, lower national inven tories, market forces, and other factors have combined to create much lower inventories for petroleum products such as heating oil in the Northeast. A supply system with less capacity in reserve is more vulnerable to variations in product delivery, and is less ca pable of absorbing the disruptions in barge and tanker movements that inevitably come

with winter storms, extended darkness, and ice formation. A rapid change to colder weather affects both supply and demand: households need more fuel at the same time that harbors and rivers experience severe ice conditions.

For the New England and Mid-Atlantic seaboards, U.S. Coast Guard icebreakers have become an important component of the infrastructure necessary to provide energy to the region.

The Department of Energy established the Northeast Heating Oil Reserve to ensure heating oil supplies in the region. This emergency buffer can support a shortage for approximately ten days, which is the time required for ships to carry heating oil from the Gulf of Mexico to New York Harbor.

Even with the Reserve in place, marine transportation remains the only source of heating oil for the New England's winter months.

Recommendation:

★ The NEPD Group supports the President's budget proposal to provide $8 million to maintain the two-million-barrel Northeast Heating Oil Reserve. Operated by the private sector, the Reserve helps ensure adequate supplies of heating oil in the event that colder than normal winters occur in the Northeast United States.

Rail Transportation

Coal, which provides about 52 percent of America's electricity, is the most important single commodity carried by rail. Over the past ten years, the rail share of coal transportation has increased, primarily as a result of increases in low-sulfur western coal, which moves long distances over rail. In 1999, domestic railroads carried 68 percent of the nation's coal, and in 2000, they transported an average of 14.4 million tons of coal a week.

Transportation costs account for 30 to 50 percent of the final delivered price of coal to utilities. About 74 percent of U.S. low-sulfur coal reserves are located in Montana and Wyoming. Demand for clean coal from Wyoming's Powder River Basin is expected to increase because of its environmental benefits. However, rail capacity problems in the Powder River Basin have created a bottleneck in the coal transportation system.

With little excess capacity in the rail lines supporting the Powder River Basin, expected increases in demand could result in capacity shortfalls and delays in providing coal to power plants that are relying increasingly on "just-in-time" shipments to reduce inventory costs. Additionally, delays in other parts of the rail network, such as at key rail facilities, can undermine the efficiency and reliability of the system. There is a need to eliminate bottlenecks in the coal transportation system.

Infrastructure Security

The energy infrastructure is vulnerable to physical and cyber disruption that could threaten its integrity and safety. Disruptions could come from natural events, like geomagnetic storms and earthquakes, or could come from accidents, equipment failures, or deliberate sabotage. In addition, the nation's transportation and power infrastructures have grown increasingly complex and interdependent. Consequently, any disruption can have extensive consequences.

Transportation facilities have weathered relatively short interruptions in power as a result of natural disasters and accidents, with varying degrees of impact. In a few instances, they have experienced intermittent, lengthy outages that have affected not only primary systems, but integrated services as well, such as voice, data, Internet, and wireless networks that may be used to transmit control information. The growing reliance on computer technologies, automated monitoring and control systems, and electronic commerce makes the system more efficient and vibrant, but also requires a greater level of diligence and use of safeguards.

Accurate weather and climate forecasting can prevent millions of dollars in

damage to U.S. energy infrastructure. For example, the interaction of geomagnetic storms with the Earth's magnetic field can cause additional current to enter transmis sion lines, which at times has caused re gional grid collapse and has destroyed power plant electrical transformers. Given sufficient warning, the industry can initiate protective countermeasures, such as when several northeastern power plants shed 20 percent of their load during a July 2000 geo magnetic storm.

Improvements in forecasting can fur ther assist in the management of energy re sources and materials, can prevent power outages in many cases, and can accelerate restoration of power after outages that do occur. Also, data from extreme weather events can be used to design and build infra structure, such as transmission lines, pipe lines, and hydropower dams.

Summary of Recommendations

America's Energy Infrastructure: A Comprehensive Delivery System

★ The NEPD Group recommends that the President direct the Secretary of Energy to work with the Federal Energy Regulatory Commission (FERC) to improve the reliability of the interstate transmission system and to develop legislation provid ing for enforcement by a self-regulatory organization subject to FERC oversight.

★ The NEPD Group recommends that the President direct the Secretary of Energy to expand the Department's research and development on transmission re liability and superconductivity.

★ The NEPD Group recommends that the President direct the Secretary of Energy to authorize the Western Area Power Administration to explore relieving the "Path 15" bottleneck through transmission expansion financed by nonfederal contributions.

★ The NEPD Group recommends that the President direct the appropriate federal agencies to take actions to remove constraints on the interstate transmission grid and allow our nation's electricity supply to meet the growing needs of our economy.

- Direct the Secretary of Energy, by December 31, 2001, to examine the benefits of establishing a national grid, identify transmission bottlenecks, and identify mea sures to remove transmission bottlenecks.
- Direct the Secretary of Energy to work with FERC to relieve transmission con straints by encouraging the use of incentive rate-making proposals.
- Direct the federal utilities to determine whether transmission expansions are necessary to remove constraints. The Administration should review the Bonneville Power Administration's (BPA's) capital and financing requirements in the context of its membership in a regional RTO, and if additional Treasury fi nancing appears warranted or necessary in the future, the Administration should seek an increase in BPA's borrowing authority at that time.
- Direct the Secretary of Energy, in consultation with appropriate federal agencies and state and local government officials, to develop legislation to grant author ity to obtain rights-of-way for electricity transmission lines, with the goal of cre ating a reliable national transmission grid. Similar authority already exists for natural gas pipelines in recognition of their role in interstate commerce.

★ The NEPD Group recommends that the President direct the Secretary of the Interior to work with Congress and the State of Alaska to put in place the most expeditious process for renewal of the Trans-Alaskan Pipeline System rights-of-way to ensure that Alaskan oil continues to flow uninterrupted to the West Coast of the United States.

★ The NEPD Group recommends that the President direct the Secretaries of Energy and State, coordinating with the Secretary of the Interior and the Federal Energy Regulatory Commission, to work closely with Canada, the State of Alaska, and all other interested parties to expedite the construction of a pipeline to deliver natural gas to the lower 48 states. This should include proposing to Congress any changes or waivers of law pursuant to the Alaska Natural Gas Transportation Act of 1976 that may be required.

★ The NEPD Group recommends that the President support legislation to improve the safety of natural gas pipelines, protect the environment, strengthen emergency preparedness and inspections and bolster enforcement.

★ The NEPD Group recommends that the President direct agencies to continue their interagency efforts to improve pipeline safety and expedite pipeline permitting in an environmentally sound manner and encourage FERC to consider improvements in the regulatory process governing approval of interstate natural gas pipeline projects.

★ The NEPD Group recommends that the President direct the Administrator of the EPA to study opportunities to maintain or improve the environmental benefits of state and local "boutique" clean fuel programs while exploring ways to increase the flexibility of the fuels distribution infrastructure, improve fungibility, and provide added gasoline market liquidity. In concluding this study, the Administrator shall consult with the Departments of Energy and Agriculture, and other agencies as needed.

★ The NEPD Group recommends that the President direct the Administrator of the Environmental Protection Agency and the Secretary of Energy to take steps to ensure America has adequate refining capacity to meet the needs of consumers.

- Provide more regulatory certainty to refinery owners and streamline the permitting process where possible to ensure that regulatory overlap is limited.
- Adopt comprehensive regulations (covering more than one pollutant and requirement) and consider the rules' cumulative impacts and benefits.

★ The NEPD Group recommends that the President direct the Administrator of the Environmental Protection Agency, in consultation with the Secretary of Energy and other relevant agencies, to review New Source Review regulations, including administrative interpretation and implementation, and report to the President within 90 days on the impact of the regulations on investment in new utility and refinery generation capacity, energy efficiency, and environmental protection.

★ The NEPD Group recommends that the President direct the Attorney General to review existing enforcement actions regarding New Source Review to ensure that the enforcement actions are consistent with the Clean Air Act and its regulations.

★ The NEPD Group supports the President's budget proposal to provide $8 million to maintain the two-million-barrel Northeast Heating Oil Reserve. Operated by the private sector, the Reserve helps ensure adequate supplies of heating oil in the event that colder than normal winters occur in the Northeast United States.

Strengthening Global Alliances

Enhancing National Energy Security and International Relationships

U.S. national energy security depends on sufficient energy supplies to support U.S. and global economic growth. Energy policies that have emphasized reliance on market forces have led to major energy security gains over the past two decades. Major improvements in exploration and production technology, as well as the trend toward opening new areas around the globe for exploration and development, have yielded significant dividends:

Figure 8-1
The U.S. Economy is More Energy Efficient (Energy Intensity)
Primary Energy Use

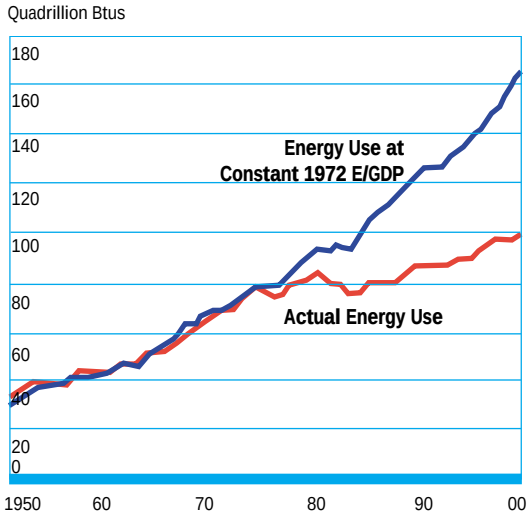

Improvements in energy efficiency since the 1970s have had a major impact in meeting national energy needs relative to new supply. If the intensity of U.S. energy use had remained constant since 1972, consumption would have been about 70 quadrillion Btus (74 percent) higher in 1999 than it actually was.

Source: U.S. Department of Energy, Energy Information Administration.

- The U.S. and world economies have diversified their sources of oil supplies, largely through increased production in the Western Hemisphere, the North Sea, and Africa.
- The world's fuel mix is also more diverse, primarily because of greater reliance on natural gas and nuclear power.
- The rate of growth in U.S. oil demand has slowed significantly since the first oil shocks of the 1970s because of more energy-efficient industries, structural changes in the economy, and greater efficiencies in vehicles, appliances, and buildings.

Since 1970, as the economy has shifted toward greater use of more efficient technologies, U.S. energy intensity (the amount of energy it takes to produce a dollar of GDP) has declined by 30 percent (Figure 8-1). However, energy use per person in the United States is expected to rise as is overall demand for energy.

Measures to enhance U.S. energy security by meeting this increased demand must begin at home. The first step toward a sound international energy policy is to use our own capability to produce, process, and transport the energy resources we need in an efficient and environmentally sustainable manner. Market solutions to limit the growth in our oil imports would reduce oil consumption for our economy and increase our economic flexibility in responding to any domestic or international disruption of oil or other energy supplies. The United States produces 72 of the 99 quadrillion British thermal snits (Btus) of



Figure 8-2

Sources of U.S. Fuel Consumption in 1999

(Quadrillion Btus)

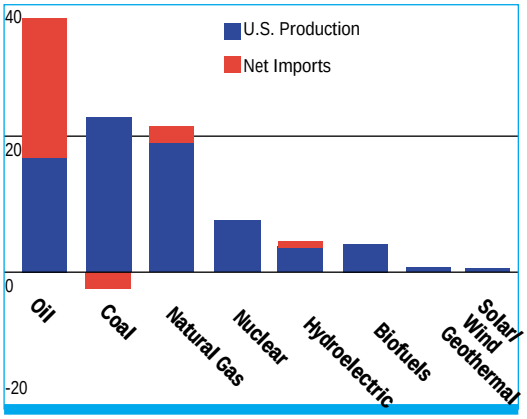

The United States produced 72 of the 98 quadrillion Btus of energy that it consumed in 1999. We are self-sufficient in virtually all our energy resources, except oil, of which we import 52 percent of our net requirements, and natural gas, of which we import 15–16 percent net, primarily from Canada.

Source: U.S. Department of Energy, Energy Information Administration.

energy that it consumes (Figure 8-2). We are self-sufficient in virtually all our energy resources except oil, of which we import 52 percent of our net requirements, and natural gas, of which we import 15 to 16 percent of our net requirements, primarily from Canada.

We should not, however, look at energy security in isolation from the rest of the world. In a global energy marketplace, U.S. energy and economic security are directly linked not only to our domestic and international energy supplies, but to those of our trading partners as well. A significant disruption in world oil supplies could adversely affect our economy and our ability to promote key foreign and economic policy objectives, regardless of the level of U.S. dependence on oil imports.

Our energy security also depends on an efficient domestic and international infrastructure to support all segments of the energy supply chain. We can strengthen our own energy security and the shared prosperity of the global economy by working cooperatively with key countries and institutions to expand the sources and types of global energy supplies. We can also advance these goals by increasing the efficiency of energy consumption, enhancing the transparency and efficient operation of energy markets, and strengthening our capacity to respond to disruptions of oil supplies. Energy is fundamental to economic growth, and we believe that economic growth and environmental protection can be mutually achieved.

We need to strengthen our trade alliances, to deepen our dialogue with major oil producers, and to work for greater oil production in the Western Hemisphere, Africa, the Caspian, and other regions with abundant oil resources. Greater cooperation with our allies in addressing the growth in oil demand in the transportation sector is particularly important, given the growing demand for oil and other energy resources. Significant economic and environmental benefits can be realized from increased energy efficiency and from the use of clean energy technologies. We need to ensure that our partners in the International Energy Agency (IEA) continue to meet their obligations for emergency supply reserves. Finally, we must continue to work with the IEA, the Asia-Pacific Economic Cooperation (APEC) forum, and others to encourage other large importers to consider measures to augment their oil reserves

Oil Imports and Global Reserves

The U.S. influence on overall world markets is substantial in terms of production and consumption. The United States is the world's second largest natural gas producer and its third largest oil producer. The United States consumes over 25 percent of the oil produced worldwide, slightly more than half of which it imports. Nevertheless, because the price of our domestic and imported oil is determined by a world market, our energy security interests transcend the source of our physical energy supplies (Figure 8-3). Given the large and projected growing volume of U.S. oil imports, our energy and economic security will increase if we take the steps necessary to realize America's potential as a major world oil and natural gas producer.

Figure 8-3
Regional Sources of U.S. Oil Imports in 2000

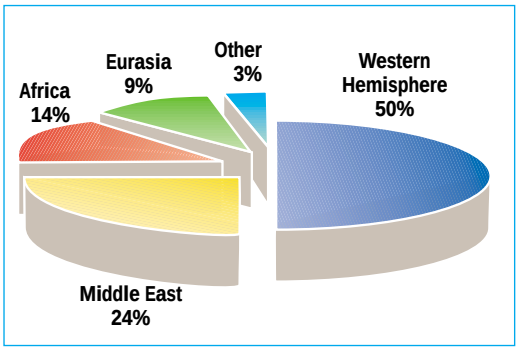

Slightly over half of the oil the United States imports every day comes from the Western Hemisphere. Canada, Venezuela, and Mexico account for the bulk (41%) of these imports.

Source: US. Department of Energy, Energy Information Administration.

Recommendation:

★ The NEPD Group recommends- that the President make energy secu - rity a priority of our trade and foreign- policy.-

In 2000, nearly 55 percent of U.S. gross oil imports came from four countries: 15 percent from Canada, 14 percent each from Saudi Arabia and Venezuela, and 12 percent from Mexico (Figure 8-4). The se curity of U.S. energy supply is enhanced by several factors characterizing our diplo matic and economic relationships with our four top suppliers. These factors range from geographic proximity and free trade agree ments to integrated pipeline networks, re ciprocal energy-sector investments, shared security commitments, and, in all cases, long-term reliable supply relationships (Fig ure 8-5).

Figure 8-4
Top 10 Suppliers of U.S.Oil Imports in 2000

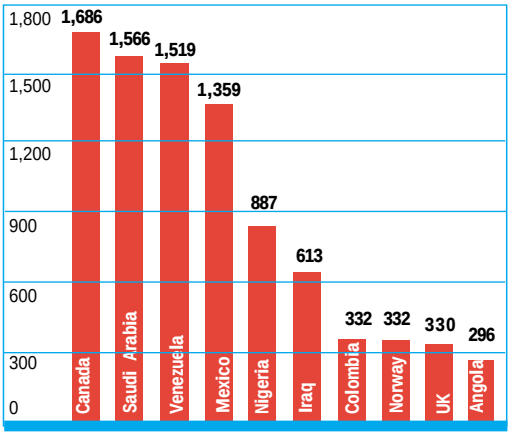

In 2000, nearly 55 percent of gross U.S. oil imports came from four leading suppliers: Canada (15%), Saudi Arabia (14%), Venezuela (14%), and Mexico (12%).

Source: U.S.Department of Energy, Energy Information Administration.-

Saudi Arabia and the Middle East Oil Supplies

By 2020, Gulf oil producers are pro jected to supply between 54 and 67 percent of the world's oil. Thus, the global economy will almost certainly continue to depend on the supply of oil from Organization of Petro leum Exporting Countries (OPEC) mem bers, particularly in the Gulf. This region will remain vital to U.S. interests. Saudi Arabia, the world's largest oil exporter, has been a linchpin of supply reliability to world oil markets.

Saudi Arabia has pursued a policy of investing in spare oil production capacity, diversifying export routes to both of its coasts, and providing effective assurances that it will use its capacity to mitigate the

Figure 8-5
Proven World Oil Reserves in January 2000

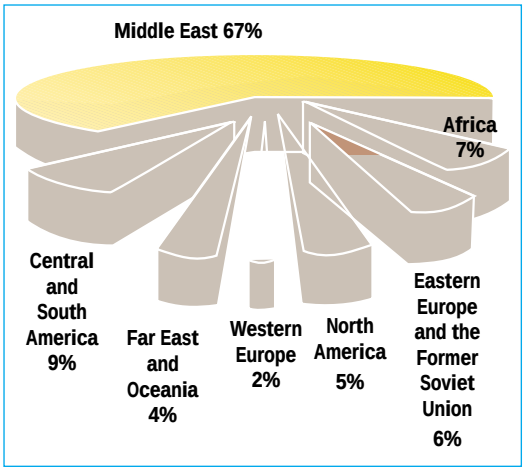

The world's proven crude oil reserves remain relatively concen trated. The Middle East holds 664 billion barrels, or roughly two-thirds of the world's conventional oil reserves, followed by the Western Hemisphere (14%) and Africa (7%).

Source: U.S. Department of Energy, Energy Information Administration.

Saudi Arabia has pursued a policy of investing in spare oil production capacity, diversifying export routes to both of its coasts, and providing effective assurances that it will use its capacity to mitigate the impact of oil supply disruptions in any region.
ARAMCO

impact of oil supply disruptions in any region (Figure 8-6). Algeria, Kuwait, Oman, Qatar, Saudi Arabia, the United Arab Emirates (UAE), Yemen, and other states in the region with which we maintain diplomatic relations have all, to some extent, opened their energy sectors to international investment. This development provides an important opportunity to further encourage foreign investment in these important energy-producing countries, thereby broadening our shared commercial and strategic interests. By any estimation, Middle East oil producers will remain central to world oil security. The Gulf will be a primary focus of U.S. international energy policy, but our engagement will be global, spotlighting existing and emerging regions that will have a major impact on the global energy balance.



Figure 8-6
Saudi Arabia Export Pipelines



Saudi Arabia, the world's largest oil supplier, maintains major oil export ports and storage capacity on both the Gulf and the Red Sea.

ARAMCO

Recommendation:
★ The NEPD Group recommends that the President support initiatives by Saudi Arabia, Kuwait, Algeria, Qatar, the UAE, and other suppliers to open up areas of their energy sectors to foreign investment.

Improving Market Transparency

The United States must work with oil producers to improve the transparency, timeliness, and accuracy of the data that guide global oil markets. A lack of timely and accurate data relating to both oil production and inventory levels has contributed to the price volatility witnessed in 2000. Discussions among the major oil producers and consumer countries should be designed to improve the transparency, accuracy, and timeliness of data that guide the market. In turn, enhanced data quality and increased data transparency will improve market efficiency. Refocusing that dialogue beyond short-term market developments to long-term issues of world economic growth, improving data quality, and addressing energy infrastructure is needed to maintain a smooth flow of energy from the wellhead to the consumer.

Recommendation:
★ The NEPD Group recommends that the President direct the Secretaries of State, Energy and Commerce work to improve dialogue among energy producing and consuming nations.

Promoting International Trade and Investment

Longstanding U.S. policy supports a liberalized global energy sector that is open to international trade and investment. The United States benefits from international investments at home that have increased our

energy sector's capacity and its infrastruc ture. Both producers and consumers will benefit from ensuring that the global energy infrastructure is sufficient and flexible to meet growing global demand.

American energy firms remain world leaders, and their investments in energy producing countries enhance efficiencies and market linkages while increasing envi ronmental protections. Expanded trade and investment between oil importing and ex porting nations can increase shared inter ests while enhancing global energy and eco nomic security. Promoting such investment will be a core element of our engagement with major foreign oil producers.

Recommendations:

★ The NEPD Group recommends that the President direct the Secretaries of State, Commerce and Energy to con tinue supporting American energy firms competing in markets abroad and use our membership in multilat eral organizations, such as the Asia-Pacific Economic Cooperation (APEC) forum, the Organization for Economic Cooperation and Develop ment (OECD), the World Trade Orga nization (WTO) Energy Services Ne gotiations, the Free Trade Area of the Americas (FTAA), and our bilateral relationships to implement a system of clear, open, and transparent rules and procedures governing foreign in vestment; to level the playing field for U.S. companies overseas; and to re duce barriers to trade and investment.

★ The NEPD Group recommends that the President direct the Secretaries of Commerce and Energy, and the U.S. Trade Representative, to support a sectoral trade initiative to expand in vestment and trade in energy-related goods and services that will enhance exploration, production, and refining, as well as the development of new technologies.

Reviewing and Reforming Sanctions

Economic sanctions include U.S. uni lateral sanctions as well as multilateral sanctions, such as United Nations (UN) Se curity Council Resolutions. Sanctions can advance important national and global se curity objectives and can be an important foreign policy tool, especially against na tions that support terrorism or seek to ac quire weapons of mass destruction. Never theless, sanctions should be periodically re viewed to ensure their continued effective ness and to minimize their costs on U.S. citizens and interests.

Recommendation:

★ The NEPD Group recommends that the President direct the Secretaries of State, Treasury, and Commerce to ini tiate a comprehensive review of sanc tions. Energy security should be one of the factors considered in such a re view.

Diversity of Supply

Concentration of world oil production in any one region of the world is a potential contributor to market instability, benefiting neither oil producers nor consumers. Peri odic efforts by OPEC to maintain oil prices above levels dictated by market forces have increased price volatility and prices paid by consumers, and have worked against the shared interests of both producers and con sumers in greater oil market stability. This remains a policy challenge, which we will meet over the longer term through a com prehensive energy policy that addresses both supply and demand, as well as through increased engagement with all our major suppliers. Greater diversity of world oil pro duction remains important.

Encouraging greater diversity of oil production and, as appropriate, transporta tion, within and among geographic regions has obvious benefits to all market partici pants. Technological advances will enable the United States to accelerate the diversifi cation of oil supplies, notably through deep-



The United States is helping developing countries use energy efficient technologies. Photovoltaic-powered pumps are being used in many wells throughout rural India for collecting potable water.

U.S. Department of Energy, National Renewable Energy Laboratory

water offshore exploration and production in the Atlantic Basin, stretching from off shore Canada to the Caribbean, Brazil, and West Africa. The Caspian Sea can also be a rapidly growing new area of supply.

The ongoing development of so-called "heavy oil" reserves in the Western Hemi sphere is an important factor that promises to significantly enhance global oil reserves and production diversity. Recent Canadian and Venezuelan success in making heavy oil deposits commercially viable suggests that they will contribute substantially to the di versity of global energy supply, and to our own energy supply mix over the medium to long term. Leading non-OPEC oil exporters, such as Mexico and Norway, remain critical to the diversity of global energy supply.

Growing levels of conventional and heavy oil production and exports from the Western Hemisphere, the Caspian, and Af rica are important factors that can lessen the impact of a supply disruption on the U.S. and world economies. Overall U.S. policies in each of these high-priority re gions will focus on improving the invest ment climate and facilitating the flow of needed investment and technology.

Bilateral energy working groups, such as the U.S.-Kazakhstan Oil, Gas and Com mercial Energy Working Group and the U.S.-Russian Oil and Gas Working Group, can improve the trade climate in high-prior ity countries. In addition to seeking new sources of oil, the United States is helping developing countries use energy efficient technologies to mitigate the environmental impacts of energy use, and to improve ac cess to energy resources.

WTO members are beginning to exam ine global trade in energy services. The United States has called on WTO members to open markets eligible for private partici pation in the entire range of energy ser vices, from exploration to the final cus tomer. The energy service proposal would attempt to ensure nondiscriminatory access to foreign providers of energy services. Equally important, the U.S. proposal sug gests that WTO members consider how to best create a pro-competitive regulatory en-

Figure 8-7

Canada–U.S. Natural Gas Pipelines: 2001



Canada–U.S. Oil Pipelines: 2001



An integrated network of oil and gas pipelines demonstrates the seamless nature of North American energy trade.

Sources: Lakehead Pipe Line Company, Inc., and Canadian Association of Petroleum Producers.

Figure 8-8

Maritimes and Northeast Pipeline: 2000

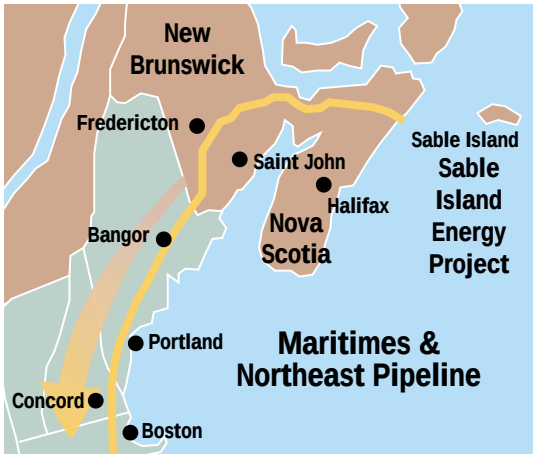

New England's geography made it the "last stop" for natural gas pipelines stretching thousands of miles across the continent from the South and the West. Consequently, the region became the most oil-dependent area in the country, particularly for home heating and electricity. With the January 1, 2000, inauguration of Atlantic Canada's Maritimes and Northeast Pipeline, New England is now at the beginning of the line for natural gas flowing across the border from Canada at Calais, Maine. Overall, the region's fuel mix is becoming increasingly diversified, with natural gas demand slated to increase by 2.4 percent a year through 2020.

Source: Maritimes and NorthEast Pipeline.

vironment for energy services, so that opaque or discriminatory regulatory prac tices do not undermine commitments to open their domestic markets to foreign ser vice providers. Such objectives can also be pursued in the FTAA and APEC.

Toward a North American Energy Framework

Increased U.S., Canadian, and Mexi can energy production and cooperation would enhance energy security and, through our economic links in the North America Free Trade Agreement (NAFTA) economy, fundamentally advance each country's economic security. As state and federal governments consider energy re forms, there will be a need to ensure com patible regulatory frameworks with our neighbors while recognizing differences in jurisdictions.

Canada

Canada's deregulated energy sector has become America's largest overall en ergy trading partner, and our leading for eign supplier of natural gas, oil, and elec tricity. Canada's sustainable development based energy strategies contribute to the health of the NAFTA economy and of our shared environment.

Canada provided 14 percent of U.S. natural gas supply last year. An integrated network of pipelines demonstrates the seamless nature of North American energy trade (Figure 8-7). Estimated natural gas deposits in Alaska and Northwest Canada exceed 70 trillion cubic feet, representing over three years of total U.S. consumption at present levels.

To advance shared economic and en vironmental objectives, the private sector is poised to develop the continent's northern gas reserves, with pipeline linkages be tween both countries. To the east, recent development of Canada's Atlantic offshore energy reserves has made significant strides, with major offshore natural gas and oil production now available. Canada's At lantic energy development is now providing previously untapped sources of clean-burn ing natural gas not only to Nova Scotia and New Brunswick but also to heating oil-de pendent New England (Figure 8-8).



Offshore oil platform near Campeche, Mexico. Mexico's large crude oil reserves—approximately 25 percent larger than our own proven reserves—makes it a likely source of increased oil production over the next decade.

U.S. EMBASSY, MEXICO CITY

Our large cross-border electricity trade flows in each direction. Our electric ity imports from Canada are derived largely from hydropower produced in eastern Canada, Canadian and American hydro power projects in the Pacific Northwest op erating pursuant to the Columbia River Treaty, and a nuclear power plant in New Brunswick. All of these sources provide im portant trade and clean air benefits, while allowing both countries to benefit from load sharing and integration. The reliability of the North American electricity grid can be enhanced yet further through closer coordi nation and compatible regulatory and juris dictional approaches.

Canada's oil trade, responding to mar ket signals, increased 4 percent worldwide and 10 percent with the United States last year. Estimates of Canada's recoverable heavy oil sands reserves are substantial, and new technologies are being deployed to de velop their potential. Production from these promising areas now approaches 600,000 barrels a day. Their continued development can be a pillar of sustained North American energy and economic security.

Mexico

Our energy relationship with Mexico reflects the increasingly interrelated charac ter of NAFTA economies and our contigu ous border. U.S. natural gas reserves, pipe-

Figure 8-9

Mexican Oil and Gas Resources: 2001



Mexico's large oil reserves—approximately 25 percent larger than U.S. proven reserves—make it a likely source of increased oil production over the next decade.

Source: U.S. Central Intelligence Agency.

lines, and industries are closer to the grow ing border area than some of Mexico's re serves. The United States is a net exporter of refined petroleum products and natural gas to Mexico, primarily through pipeline connections to northern Mexico. Mexico is a leading and reliable source of imported oil, and its large reserve base, approxi mately 25 percent larger than our own proven reserves, makes Mexico a likely source of increased oil production over the next decade (Figure 8- 9).

Mexico began exporting 50 megawatts of electricity from Baja to California in Janu ary 2001. However, the transmission infra structure on both sides of the border is in sufficient for greater flows of energy in ei ther direction without expansion. In the United States, our process for "Presidential Permitting" of cross-border infrastructure linkages needs to be updated and stream lined.

Mexico will make its own sovereign decisions on the breadth, pace, and extent to which it will expand and reform its electric ity and oil and gas capacities. Where the country has opened its energy sector to pri vate investment, such as in natural gas trans mission, distribution, and storage, invest ments have been made to our mutual ben efit. To the extent Mexico seeks to attract additional foreign investment consistent with its Constitution, which reserves explo ration and production rights to the Mexican government, the United States should ac tively encourage the U.S. private sector to consider market-based investments.

A carrier transports liquefied natural gas (LNG) from Trinidad and Tobago—our largest LNG supplier—to Boston harbor. LNG currently represents 16 percent of New England's natural gas supply.
CABOT LNG



Recommendations:

★ The NEPD Group recommends that the President direct the Secretaries of State, Commerce, and Energy to en gage in a dialogue through the North American Energy Working Group to develop closer energy integration among Canada, Mexico, and the United States and identify areas of co operation, fully consistent with the countries' respective sovereignties.

★ The NEPD Group recommends that the President direct the Secretaries of Energy and State, in consultation with the Federal Energy Regulatory Com mission, to review their respective oil, natural gas, and electricity cross boundary "Presidential Permitting" authorities, and to propose reforms as necessary in order to make their own regulatory regimes more compatible for cross-border trade.

★ The NEPD Group recommends that the President direct the Secretaries of Energy and State, coordinating with the Secretary of the Interior and the Federal Energy Regulatory Commis sion, to work closely with Canada, the State of Alaska, and all other inter ested parties to expedite the construc tion of a pipeline to deliver natural gas to the lower 48 states. This should include proposing to Congress any changes or waivers of law pursuant to the Alaska Natural Gas Transporta tion Act of 1976 that may be required.

South America: Latin America and the Caribbean

Latin America and the Caribbean are growing not only as major producing re gions, but also as major consumers of oil and natural gas. Trinidad and Tobago's pro gressive investment code has made it the hemisphere's largest exporter of LNG and the largest supplier of LNG to the United States in 2000. Unprecedented development of Central and South America's vast natural gas reserves—222.7 trillion cubic feet as of January 2000, illustrated by transcontinen tal pipelines linking Bolivia, Brazil, Argen tina, Chile, Paraguay, and Uruguay—in crease regional self-reliance, affirm eco nomic integration, aid the environment, and stem the growth in oil demand. Colombia has also become an important supplier of oil to the United States.

The United States, with Venezuela, is a co-coordinator of the Hemispheric En ergy Initiative process. In March 2001, a Summit of the Americas Hemispheric En ergy Ministerial meeting was hosted by the Government of Mexico. At the meeting, the region's energy ministers pledged to sup port integration and sustainable develop ment in the hemisphere, recognizing the need to foster stable and transparent regu latory frameworks. In April 2001, the thirty four democratically elected leaders of the Western Hemisphere met in Quebec City for the Third Summit of the Americas. They called for a renewed effort to strengthen the hemisphere's energy cooperation and integration.



U.S. Secretary of Energy Spencer Abraham listens to his colleagues at the Summit of the Ameri-cas Hemispheric Energy Ministerial meeting in Mexico City on March 9, 2001.

U.S. Embassy, Mexico City

Venezuela is the world's fifth largest oil exporter, and the third largest oil sup plier to the United States. Its energy indus try is increasingly integrated into the U.S. marketplace. Venezuela's downstream in vestments in the United States make it a leading refiner and gasoline marketer here. Growing U.S. and international investments in Venezuela's energy sector, particularly in its resource-rich heavy oil sector, are en hancing the country's ability to meet its de velopment goals and to keep pace with a growing world energy marketplace. Venezu ela is also moving to liberalize its natural gas sector, which will increase opportuni ties for foreign investment to expand Ven ezuelan natural gas production. These posi tive steps along with conclusion of a Bilat eral Investment Treaty, which is now being negotiated, would provide investors from both the United States and Venezuela incen tives for increased investment.

Brazil has long been a pioneer in the development of deep-water offshore oil and gas resources. Its world-class oil industry is now moving to become a partner with U.S. and international investors to more fully de velop its prolific offshore oil reserves. This welcome development will enhance hemi spheric energy production from well-estab lished sedimentary basins.

Recommendations:

★ The NEPD Group recommends that the President direct the Secretaries of State and Commerce to conclude ne gotiations with Venezuela on a Bilat eral Investment Treaty, and propose formal energy consultations with Bra zil, to improve the energy investment climate for the growing level of energy investment flows between the United States and each of these countries.

★ The NEPD Group recommends that the President direct the Secretaries of Energy, Commerce, and State to work through the Summit of the Americas Hemispheric Energy Initiative to de velop effective and stable regulatory frameworks and foster reliable supply sources of all fuels within the region.

Africa

Sub-Saharan Africa holds 7 percent of world oil reserves and comprises 11 percent of world oil production. Along with Latin America, West Africa is expected to be one of fastest-growing sources of oil and gas for the American market. African oil tends to be of high quality and low in sulfur, making it suitable for stringent refined product re quirements, and giving it a growing market share for refining centers on the East Coast of the United States.

In 2000, OPEC member Nigeria ex ported an average of 900,000 barrels of oil per day to the United States, out of its total production of 2.1 million barrels of oil per day. Nigeria, in partnership with the private sector, has set ambitious production goals as high as 5 million barrels of oil per day over the coming decade.

Angola's growing offshore oil indus try, with participation by U.S. and interna tional oil firms, is also a major source of growth. In 2000, Angola exported 300,000 barrels of oil per day out of its 750,000 bar rels of oil per day of total production to the United States, and is thought to have the potential to double its exports over the next ten years. Other significant exporters to the United States included Gabon and the Congo-Brazzaville.

The World Bank has supported Chad's efforts to begin ambitious oil development. This year an international consortium that includes U.S. firms began investing $3.5 bil lion in this pipeline from Chad to Cameroon, the largest infrastructure project in Africa to day. When complete, the pipeline will allow Chad to export up to 250,000 barrels of oil per day.

The U.S. Agency for International De velopment (USAID) has provided technical assistance in support of a West Africa Power Pool and associated pipeline project involving a number of U.S. oil companies, and is providing assistance for the creation of a regional regulatory framework that will enable Ghana and Nigeria to become major exporters of natural gas and electricity.

The West Africa Gas Pipeline is a 161 mile (1,000-kilometer), $400 million on shore/offshore natural gas pipeline connect ing Nigeria with Benin, Togo, and Ghana. The pipeline is being built by a consortium of companies, and includes financing by the U.S. Export-Import Bank.

Recommendations:

★ The NEPD Group recommends that the President direct the Secretaries of State, Energy, and Commerce to rein vigorate the U.S.-Africa Trade and Economic Cooperation Forum and the U.S.-African Energy Ministerial pro cess; deepen bilateral and multilateral engagement to promote a more recep tive environment for U.S. oil and gas trade, investment, and operations; and promote geographic diversification of energy supplies, addressing such is sues as transparency, sanctity of con tracts, and security.

★ The NEPD Group recommends that the President direct the Secretaries of State, Energy, and Commerce to re cast the Joint Economic Partnership Committee with Nigeria to improve the climate for U.S. oil and gas trade, investment, and operations and to ad vance our shared energy interests.

★ The NEPD Group recommends that the President direct the Secretaries of

State, Energy, and Commerce to support more transparent, accountable, and responsible use of oil resources in African producer countries to enhance the stability and security of trade and investment environments.

The Caspian

Proven oil reserves in Azerbaijan and Kazakhstan are about 20 billion barrels, a little more than the North Sea and slightly less than the United States. Exploration, however, is continuing, and proven reserves are expected to increase significantly.

For example, initial results of the exploration well at Kazakhstan's Kashagan field indicate the find is one of the most important in thirty years, and is comparable to Prudhoe Bay in size. Current exports from the region are only about 800,000 barrels of oil per day, in part due to limited export route options. However, potential exports could increase by 1.8 million barrels of oil per day by 2005, as the United States works closely with private companies and countries in the region to develop commercially viable export routes, such as the Baku-Tbilisi-Ceyhan (BTC) and Caspian Pipeline Consortium oil pipelines (Figure 8-10). Moreover, there is considerable optimism that exports could grow even more substantially in subsequent years because of positive prospects for new oil and gas finds as additional geologic structures undergo exploration, and the development of new export routes.

Foreign investors and technology are critical to rapid development of new commercially viable export routes. Such development will ensure that rising Caspian oil production is effectively integrated into world oil trade. U.S.-supported East–West pipeline routes will add substantial new oil transportation capacity to allow continued expansion of production and exports. Overland routes via pipeline, such as the planned BTC oil pipeline, will also help mitigate maritime risks in the crowded Bosporus Straits. To help countries prepare for increased oil production within the region, the United States is working with Black Sea and Caspian Sea border states to ensure that they develop adequate oil spill response capabilities.

Figure 8-10

Caspian Energy Export Pipelines: 2001



Several oil and natural gas pipeline projects are proposed for the Caspian area.

Source: U.S. Central Intelligence Agency.

Recommendations:

★ The NEPD Group recommends that the President direct the Secretaries of State, Commerce, and Energy to support the BTC oil pipeline as it demonstrates its commercial viability.

★ The NEPD Group recommends that the President direct the Secretaries of Commerce, State, and Energy to continue working with relevant companies and countries to establish the commercial conditions that will allow oil companies operating in Kazakhstan the option of exporting their oil via the BTC pipeline.

★ The NEPD Group recommends that the President direct the Secretaries of State, Commerce, and Energy to support the efforts of private investors and regional governments to develop the Shah Deniz gas pipeline as a way to help Turkey and Georgia diversify their natural gas supplies and help Azerbaijan export its gas via a pipeline that will continue diversification of secure energy supply routes.

★ The NEPD Group recommends that the President direct appropriate federal agencies to complete the current cycle of oil spill response readiness workshops and to consider further appropriate steps to ensure the implementation of the workshops' recommendations.

★ The NEPD Group recommends that the President direct the Secretary of State to encourage Greece and Turkey to link their gas pipeline systems to allow European consumers to diversify their gas supplies by purchasing Caspian gas.

★ The NEPD Group recommends that the President direct the Secretaries of Commerce, Energy, and State to deepen their commercial dialogue with Kazakhstan, Azerbaijan, and other Caspian states to provide a strong, transparent, and stable business climate for energy and related infrastructure projects.

Russia

Russia has about 5 percent of the world's proven oil reserves. In 2000, Russia produced an average of 6.7 million barrels of oil and natural gas liquids per day, making it both the world's third largest producer and second largest exporter at 4.2 million barrels of oil per day. Russia's oil production in 2000 represented an increase of 7 percent over 1999, the first increase since the dissolution of the Soviet Union. A similar rate of increase is projected for 2001. New fields are being developed, including those with U.S. and other foreign investors.

Nevertheless, substantial infrastructure investment is still needed, as well as legislation and a stable and reliable regime of contracting to finalize the Production Sharing Agreement (PSA) mechanism for private-sector participation and actions to improve the general investment climate. Russian oil firms are increasingly active on a global scale, with upstream and downstream investments in the Caspian, the United States, Africa, South Asia, and Europe, enhancing Russia's ability to develop its own and international oil reserves.

Russia holds 33 percent of the world's natural gas reserves, exporting a full 35 percent of its production to Europe and Central Asia in 1999. Russian natural gas exports can increase regional fuel diversification and advance environmental goals. With production declines now evident in existing fields, development of new reserves that require substantial new investments will be necessary.

Recommendations:

★ The NEPD Group recommends that the President direct the Secretaries of State, Commerce, and Energy to deepen the focus of the discussions with Russia on energy and the investment climate.

★ The NEPD Group recommends that the President direct the Secretaries of Commerce, State, and Energy to assist U.S. companies in their dialogue on the investment and trade climate with

Russian officials, to encourage reform of the PSA law and other regulations and related tax provisions, as well as general improvements in the overall investment climate. This will help ex pand private investment opportunities in Russia and will increase the inter national role of Russian firms.

Asia

Asia holds less than 5 percent of world proven oil reserves, but accounts for more than 10 percent of oil production and about 30 percent of world oil consumption. The developing countries of the Pacific Rim are expected to increase their total petro leum imports by almost 43 percent between 1997 and 2020. The developing countries of Asia are expected to remain heavily depen dent on Middle East imports.

China is a critical player in global en ergy security issues, since its net oil im ports are expected to rise from approxi mately 1 million barrels of oil per day at present to possibly 5 to 8 million barrels of oil per day by 2020, with a predominant (over 70 percent) dependence on Middle East imports. China moved in the mid-1990s from being a net oil exporter to a net oil im porter.

About 7 percent of the world's proven natural gas reserves are located in Asia. Asian gas production represents about 11 percent of the world total, and consumption is less than 3 percent of world natural gas demand. Other natural gas producers, such as Malaysia, Myanmar, and Australia, are net gas exporters. Currently Japan, South Korea, and Taiwan are the major gas im porters in Asia. China, in addition to accel erating domestic exploration and develop ment of natural gas resources, is planning to import gas via pipeline from Central Asia. India, likewise, is considering several po tential LNG import projects (Figure 8-11).

Figure 8-11
Energy Consumption in China and India: 1970–2020

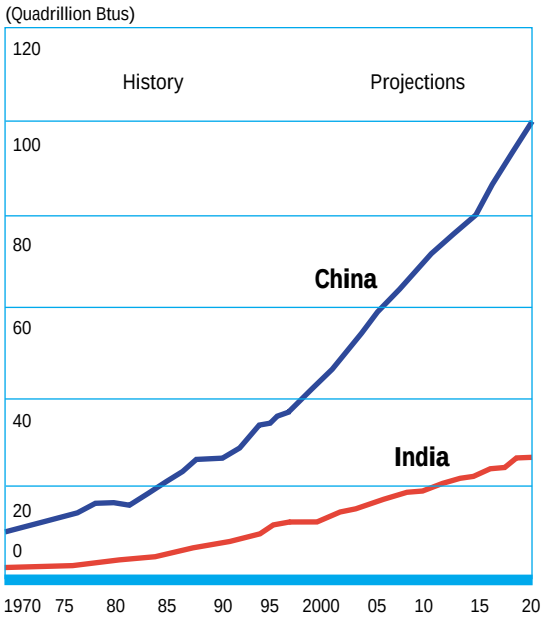

China and India account for the bulk of projected growth in oil demand in non-OECD countries.

Source: U.S. Department of Energy, Energy Information Administration.

Recommendations:

★ The NEPD Group recommends that the President direct the Secretaries of State, Commerce, and Energy to con tinue to work in the APEC Energy Working Group to examine oil market data transparency issues and the vari ety of ways petroleum stocks can be used as an option to address oil mar ket disruptions.

★ The NEPD Group recommends that the President direct the Secretaries of State and Energy to work with India's Ministry of Petroleum and Natural Gas to help India maximize its domestic oil and gas production.

Diversification of Fuel Mix

The growing demand for more fuel efficient technologies offers U.S. businesses significant trade and investment opportuni ties overseas, while addressing rising world oil demand. The United States supports a practical, market-based approach that en

courages the adoption of efficient technolo gies, including those relating to natural gas, nuclear energy, and renewable energy. This approach takes into account existing na tional and international programs and has the potential to energize both public action and private involvement. Introduction of these technologies abroad also supports U.S. national interests by reducing competi tion for the oil resources on which the glo bal economy continues to rely. Overall, the U.S. government's goal is to adopt policies that support innovative finance and market mechanisms that will provide U.S. busi nesses and consumers greater incentives to make more cost effective, energy efficient investment and consumption decisions.

Increased use of renewable energy technologies would improve U.S. energy se curity, yield global environmental benefits, improve social and economic stability in the developing world, and provide significant trade and investment opportunities to U.S. businesses. Promotion of clean energy tech nology exports can mitigate international dependence on oil supplies from volatile re gions, help lower energy costs for U.S. con sumers, bring U.S. firms greater access to large foreign markets, and enhance U.S. in tegration with global sources of innovation. In consultation with U.S. industry, the U.S. government is participating in efforts of the IEA, the G-8, the OECD, the United Nations, and multilateral development banks to for mulate effective strategies for accelerated market penetration of renewable energy technologies. Significant market penetra tion will depend on further reducing the costs of deploying these technologies.

The Clean Energy Technology Exports Working Group, a Federal interagency task force comprised of USAID and the Depart ments of Commerce and Energy, is creating a strategic plan that will provide a roadmap for future exports of U.S. clean energy tech nologies. Through its international trade programs, the Department of Commerce will showcase market-ready U.S. technolo gies that generate a cleaner environment and increase energy efficiency.

Recommendation:

★ The NEPD Group recommends that the President direct the Secretaries of Commerce, State, and Energy to pro mote market-based solutions to envi ronmental concerns; support exports of U.S. clean energy technologies and encourage their overseas develop ment; engage bilaterally and multilat erally to promote best practices; ex plore collaborative international basic research and development in energy alternatives and energy efficient tech nologies; and explore innovative pro grams to support the global adoption of these technologies.

Climate Change

The President is committed to ad dressing the issue of global climate change in a manner that protects our environment and economy. Toward this end, the Admin istration is undertaking a Cabinet-level re view of domestic and international policies for addressing this issue.

The United States invited other nations to re-examine global climate change issues, including technologies and market-based systems. Increasing our understanding of the most recent science and further research into the science of climate change will be es sential to developing the optimal strategy.

There is increasing awareness of glo bal competition for fossil fuels and their po tential threats to the global environment. The United States can diminish both risks by becoming more energy efficient at home, by working with other nations, and by en couraging developing countries to use the cleanest and most energy-efficient technolo gies. Through educational programs, the United States can encourage developing countries to use advanced U.S. energy tech nologies, energy management practices, and market-based policies. The United States is uniquely positioned to help emerging na tions build energy and institutional capacity and to finance energy-related activities and services. Doing so could prove to be a cost effective investment, for both the United States and emerging economies.

Recommendation:

★ The NEPD Group recommends that the President direct federal agencies to support continued research into global climate change; continue efforts to identify environmentally and cost-effective ways to use market mechanisms and incentives; continue development of new technologies; and cooperate with allies, including through international processes, to develop technologies, market-based incentives, and other innovative approaches to address the issue of global climate change.

Oil Consumption

Although U.S. energy security can be reinforced by domestic efforts to enhance supply and use energy more efficiently, growth in international oil demand will exert increasing pressure on global oil availability. Worldwide oil consumption is projected to grow by 2.1 percent a year over the next two decades. However, oil demand is projected to grow three times as fast in non-OECD countries as in OECD countries, which will increase worldwide competition for global oil supplies and put increased pressure on our shared environment. Accordingly, non-OECD countries' share of oil demand is expected to rise from 41 percent to 52 percent (Figure 8 12). China and India will be major contributors to this growth in demand and will rely heavily on imports to meet their needs. This growth will increase the stake that many developing countries have in ensuring access to significant energy resources, as well as their incentive to pursue energy efficiency.

Transportation has been responsible for nearly all the growth in OECD oil consumption over the last twenty years, and is projected to be the leading source of future growth in oil consumption through 2020. Transportation-related fuel consumption in the developing world is expected to more than double by 2020, growing at an annual average rate of 4 percent. Therefore, both OECD and developing countries will need to increase their focus on efficiencies in the transportation sector. The momentum to create market mechanisms supporting alternative-fuel vehicles will increase. Best practices that seek to reduce the cost of these technologies and to promote market penetration should be pursued. Without additional efforts to reduce this growth in consumption, the transportation sector's fuel needs will force an increasing dependence on oil in the developed and developing worlds.

Recommendations:

★ The NEPD Group recommends that the President seek to increase international cooperation on finding alternatives to oil, especially for the transportation sector.

★ The NEPD Group recommends that the President direct the Secretary of State to reinvigorate its dialogue with the European Union on energy issues, and resume the consultative process this year in Washington.

★ The NEPD Group recommends that the President promote a coordinated approach to energy security by calling for an annual meeting of G-8 Energy Ministers or their equivalents.

Emergency Preparedness for Oil Supply Disruption

U.S. and world exposure to oil supply disruptions increases as the size of strategic and commercial stocks relative to demand declines. This vulnerability is a result of rising global demand, tight supplies, and inadequate efforts to establish or expand oil stockpiles. Such a situation magnifies the importance of U.S. coordination with other members of the IEA, comprised of most OECD member governments. Each IEA member that is a net oil importer is required to hold stocks equal to 90 days or more of its net imports. The IEA maintains agreed mechanisms for coordinating the use of these stocks in responding to a physical supply disruption. Collectively, the net oil-importing members of the IEA currently hold

Figure 8-12
Projected Oil Consumption Rates in Three Economic Regions: 1999–2020

(Percent)

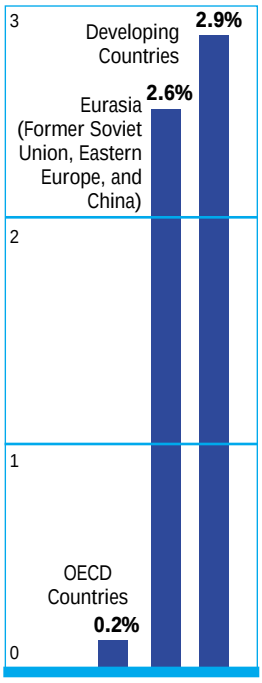

Over the next two decades, oil consumption in developing countries and Eurasia will grow three times faster than in the rest of the world.

Source: U.S. Department of Energy, Energy Information Administration.

Figure 8-13

Stocks of IEA Net Importers: 1975–2000

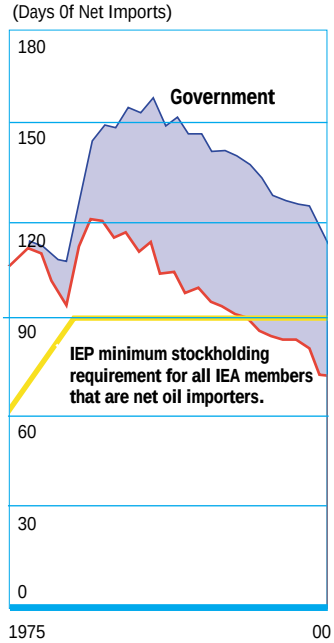

The International Energy Agency, of which the United States is a member, closely tracks the amount of strategic and commercial petroleum stocks maintained by its member states. The International Energy Program (IEP) Agreement "binds Participating Countries to make specific measures to meet any oil supply emergency and, over the long term, to reduce dependence on oil."

Source: International Energy Agency.

approximately 113 days worth of strategic and commercial stocks. U.S. stocks, which include both government and commercial stocks, are slightly above the IEA average. While this is more than required, it is far be low the peak coverage of 157 days reached in 1986. Moreover, several member states have fallen below the 90-day threshold (Fig ure 8-13).

The United States meets part of its IEA obligation through government-owned stocks held in the U.S. Strategic Petroleum Reserve (SPR). The SPR currently holds 541 million barrels of oil, which is enough to cover the loss of all U.S. imports for 54 days or a partial disruption for much longer. Close to 33 million barrels of oil will be de posited in the SPR by the fourth quarter of 2002, returning oil that had been "ex changed" out of the reserve last year. SPR oil can be withdrawn at a maximum rate of over 4 million barrels of oil per day initially and could reach the market within fifteen days of a Presidential directive. Because of increased net oil imports, the days of oil im port coverage provided by the SPR have de clined considerably over the past decade. In 1990, the SPR contained enough oil to com pensate for the loss of 82 days worth of U.S. imports—substantially more than today's 54-day supply. As domestic production and import patterns evolve, the Administration will work to inform Congress about chang ing coverage levels provided by the SPR. It should be noted that the United States also counts on the SPR as a national defense fuel reserve.

The oil market's day-to-day operation and its ability to respond to supply prob lems depend heavily on the availability of information on supply, demand, and price. The oil market volatility of the past two years has emphasized the need for more comprehensive and timely oil market infor mation.

Recommendations:

★ The NEPD Group recommends that the President reaffirm that the SPR is designed for addressing an imminent or actual disruption in oil supplies, and not for managing prices.

★ The NEPD Group recommend that the President direct the Secretary of Energy to work within the Interna tional Energy Agency (IEA) to ensure that member states fulfill their stock holding.

★ The NEPD Group recommends that the President direct the Secretary of Energy to encourage major oil-con suming countries that are not IEA members to consider strategic stocks as an option for addressing potential supply disruptions. In this regard, we should work closely with Asian econo mies, especially through APEC.

★ The NEPD Group recommends that the President direct the Secretary of Energy offer to lease excess SPR stor age facilities to countries (both IEA and non-IEA members) that might not otherwise build storage facilities or hold sufficient strategic stocks, consis tent with statutory authorities.

★ The NEPD Group recommends that the President, at such time that ex changed SPR barrels are returned to the SPR, should determine whether offshore Gulf of Mexico royalty oil de posits to the SPR should be resumed, thereby increasing the size of our re serve.

★ The NEPD Group recommends that the President direct the Secretary of Energy to work closely with Congress to ensure that our SPR protection is maintained.

★ The NEPD Group recommends that the President direct the Secretary of Energy to work with producer and consumer country allies and the IEA to craft a more comprehensive and timely world oil data reporting system.

Summary of Recommendations

Strengthening Global Alliances: Enhancing National Energy Security and International Relationships

★ The NEPD Group recommends that the President make energy security a priority of our trade and foreign policy.

★ The NEPD Group recommends the President support initiatives by Saudi Arabia, Ku wait, Algeria, Qatar, the UAE, and other suppliers to open up areas of their energy sec tors to foreign investment.

★ The NEPD Group recommends that the President direct the Secretaries of State, En ergy and Commerce work to improve dialogue among energy producing and consuming nations.

★ The NEPD Group recommends that the President direct the Secretaries of State, Commerce, and Energy to continue supporting American energy firms competing in markets abroad and use our membership in multilateral organizations, such as the Asia-Pacific Economic Cooperation (APEC) forum, the Organization for Economic Coopera tion and Development (OECD), the World Trade Organization (WTO) Energy Services Negotiations, the Free Trade Area of the Americas (FTAA), and our bilateral relation ships to implement a system of clear, open, and transparent rules and procedures gov erning foreign investment; to level the playing field for U.S. companies overseas; and to reduce barriers to trade and investment.

★ The NEPD Group recommends that the President direct the Secretaries of Commerce and Energy, and the U.S. Trade Representative, to support a sectoral trade initiative to expand investment and trade in energy-related goods and services that will enhance ex ploration, production, and refining, as well as the development of new technologies.

★ The NEPD Group recommends that the President direct the Secretaries of State, Treasury, and Commerce to initiate a comprehensive review of sanctions. Energy secu rity should be one of the factors considered in such a review.

★ The NEPD Group recommends that the President direct the Secretaries of State, Commerce, and Energy to engage in a dialogue through the North American Energy Working Group to develop closer energy integration among Canada, Mexico, and the United States and identify areas of cooperation, fully consistent with the countries' re spective sovereignties.

★ The NEPD Group recommends that the President direct the Secretaries of Energy and State, in consultation with the Federal Energy Regulatory Commission, to review their respective oil, natural gas, and electricity cross-boundary "Presidential Permitting" authorities, and to propose reforms as necessary in order to make their own regulatory regimes more compatible for cross-border trade.

★ The NEPD Group recommends that the President direct the Secretaries of Energy and State, coordinating with the Secretary of the Interior and the Federal Energy Regulatory Commission, to work closely with Canada, the State of Alaska, and all other interested parties to expedite the construction of a pipeline to deliver natural gas to the lower 48 states. This should include proposing to Congress any changes or waivers of law pursuant to the Alaska Natural Gas Transportation Act of 1976 that may be required.

★ The NEPD Group recommends that the President direct the Secretaries of State and Commerce to conclude negotiations with Venezuela on a Bilateral Investment Treaty, and propose formal energy consultations with Brazil, to improve the energy invest ment climate for the growing level of energy investment flows between the United States and each of these countries.

★ The NEPD Group recommends that the President direct the Secretaries of Energy, Commerce, and State to work through the Summit of the Americas Hemispheric En ergy Initiative to develop effective and stable regulatory frameworks and foster reli able supply sources of all fuels within the region.

★ The NEPD Group recommends that the President direct the Secretaries of State, Energy, and Commerce to reinvigorate the U.S.-Africa Trade and Economic Coopera tion Forum and the U.S.-African Energy Ministerial process; deepen bilateral and mul tilateral engagement to promote a more receptive environment for U.S. oil and gas trade, investment, and operations; and promote geographic diversification of energy supplies, addressing such issues as transparency, sanctity of contracts, and security.

★ The NEPD Group recommends that the President direct the Secretaries of State, Commerce, and Energy to support more transparent, accountable, and responsible use of oil resources in African producer countries to enhance the stability and security of trade and investment environments.

★ The NEPD Group recommends that the President direct the Secretaries of State, Commerce, and Energy to support the BTC oil pipeline as it demonstrates its commer cial viability.

★ The NEPD Group recommends that the President direct the Secretaries of Com merce, State, and Energy to continue working with relevant companies and countries to establish the commercial conditions that will allow oil companies operating in Kazakhstan the option of exporting their oil via the BTC pipeline.

★ The NEPD Group recommends that the President direct the Secretaries of State, Commerce, and Energy to support the efforts of private investors and regional govern ments to develop the Shah Deniz gas pipeline as a way to help Turkey and Georgia di versify their natural gas supplies and help Azerbaijan export its gas via a pipeline that will continue diversification of secure energy supply routes.

★ The NEPD Group recommends that the President direct appropriate federal agen cies to complete the current cycle of oil spill response readiness workshops and to consider further appropriate steps to ensure the implementation of the workshops' recommendations.

★ The NEPD Group recommends that the President direct the Secretary of State to encourage Greece and Turkey to link their gas pipeline systems to allow European consumers to diversify their gas supplies by purchasing Caspian gas.

★ The NEPD Group recommends that the President direct the Secretaries of Com merce, Energy, and State to deepen their commercial dialogue with Kazakhstan, Azerbaijan, and other Caspian states to provide a strong, transparent, and stable business climate for energy and related infrastructure projects.

★ The NEPD Group recommends that the President direct the Secretaries of State, Commerce, and Energy to deepen the focus of the discussions with Russia on energy and the investment climate.

★ The NEPD Group recommends that the President direct the Secretaries of Com merce, State, and Energy to assist U.S. companies in their dialogue on the investment and trade climate with Russian officials, to encourage reform of the PSA law and other regulations and related tax provisions, as well as general improvements in the overall investment climate. This will help expand private investment opportunities in Russia and will increase the international role of Russian firms.

★ The NEPD Group recommends that the President direct the Secretaries of State, Commerce, and Energy to continue to work in the APEC Energy Working Group to ex amine oil market data transparency issues and the variety of ways petroleum stocks can be used as an option to address oil market disruptions.

★ The NEPD Group recommends that the President direct the Secretaries of State and Energy to work with India's Ministry of Petroleum and Natural Gas to help India maxi mize its domestic oil and gas production.

★ The NEPD Group recommends that the President direct the Secretaries of Com merce, State, and Energy to promote market-based solutions to environmental con cerns; support exports of U.S. clean energy technologies and encourage their overseas development; engage bilaterally and multilaterally to promote best practices; explore collaborative international basic research and development in energy alternatives and energy-efficient technologies; and explore innovative programs to support the global adoption of these technologies.

★ The NEPD Group recommends that the President direct federal agencies to support continued research into global climate change; continue efforts to identify environ mentally and cost-effective ways to use market mechanisms and incentives; continue development of new technologies; and cooperate with allies, including through inter national processes, to develop technologies, market-based incentives, and other inno vative approaches to address the issue of global climate change.

★ The NEPD Group recommends that the President seek to increase international co operation on finding alternatives to oil, especially for the transportation sector.

★ The NEPD Group recommends that the President direct the Secretary of State to re invigorate its dialogue with the European Union on energy issues, and resume the con sultative process this year in Washington.

★ The NEPD Group recommends that the President promote a coordinated approach to energy security by calling for an annual meeting of G-8 Energy Ministers or their equivalents.

★ The NEPD Group recommends that the President reaffirm that the SPR is designed for addressing an imminent or actual disruption in oil supplies, and not for managing prices.

★ The NEPD Group recommend that the President direct the Secretary of Energy to work within the International Energy Agency (IEA) to ensure that member states ful fill their stockholding.

★ The NEPD Group recommends that the President direct the Secretary of Energy to encourage major oil-consuming countries that are not IEA members to consider strate gic stocks as an option for addressing potential supply disruptions. In this regard, we should work closely with Asian economies, especially through APEC.

★ The NEPD Group recommends that the President direct the Secretary of Energy of fer to lease excess SPR storage facilities to countries (both IEA and non-IEA mem bers) that might not otherwise build storage facilities or hold sufficient strategic stocks, consistent with statutory authorities.

★ The NEPD Group recommends that the President, at such time that exchanged SPR barrels are returned to the SPR, should determine whether offshore Gulf of Mexico royalty oil deposits to the SPR should be resumed, thereby increasing the size of our reserve.

★ The NEPD Group recommends that the President direct the Secretary of Energy to work closely with Congress to ensure that our SPR protection is maintained.

★ The NEPD Group recommends that the President direct the Secretary of Energy to work with producer and consumer country allies and the IEA to craft a more compre hensive and timely world oil data reporting system.

CHAPTER ONE
Taking Stock: Energy Challenges Facing the United States

★ The NEPD Group recommends that the President issue an Executive Order to direct all federal agencies to include in any regulatory action that could significantly and adversely affect energy supplies, distribution, or use, a detailed statement on: (1) the energy impact of the proposed action, (2) any adverse energy effects that cannot be avoided should the proposal be implemented, and (3) alternatives to the proposed action. The agencies would be directed to include this statement in all submissions to the Office of Management and Budget of proposed regulations covered by Executive Order 12866, as well as in all notices of proposed regulations published in the Federal Register.

★ The NEPD Group recommends that the President direct the executive agencies to work closely with Congress to implement the legislative components of a national energy policy.

★ The NEPD Group recommends to the President that the NEPD Group continue to work and meet on the implementation of the National Energy Policy and explore other ways to advance dependable, affordable, and environmentally responsible production and distribution of energy.

Note: All recommendations in this report are subject to execution in accordance with applicable law. Legislation would be sought where needed. Also, any recommendations that involve foreign countries would be executed in accordance with the customs of international relations, including appropriate diplomatic consultation.

CHAPTER TWO
Striking Home The Impacts of High Energy Prices on Families, Communities, and Businesses

★ The NEPD Group recommends that the President direct the Secretary of Energy to ex plore potential opportunities to develop educational programs related to energy develop ment and use. This should include possible legislation to create public education aware ness programs about energy. Such programs should be long-term in nature, should be funded and managed by the respective energy industries, and should include information on energy's compatibility with a clean environment.

★ The NEPD Group recommends that the President take steps to mitigate impacts of high energy costs on low-income consumers. These steps would include:

- Strengthening the Low Income Home Energy Assistance Program by making $1.7 bil lion available annually. This is an increase of $300 million over the regular FY 2001 ap propriation.
- Directing the Secretaries of Interior and Health and Human Services to propose legis lation to bolster LIHEAP funding by using a portion of oil and gas royalty payments.
- Redirecting royalties above a set trigger price to LIHEAP, whenever crude oil and natural gas prices exceed that trigger price, as determined by the responsible agencies.

★ The NEPD Group recommends that the President increase funding for the Weatheriza tion Assistance Program by $1.2 billion over ten years. This will roughly double the spend ing during that period on weatherization. Consistent with that commitment, the FY 2002 Budget includes a $120 million increase over 2001. The Department of Energy will have the option of using a portion of those funds to test improved implementation approaches for the weatherization program.

★ The NEPD Group recommends that the President support legislation to allow funds dedicated for the Weatherization and State Energy Programs to be transferred to LIHEAP if the Department of Energy deems it appropriate.

★ The NEPD Group recommends the President recognize unique regional energy con cerns by working with the National Governors Association and regional governor associa tions to determine how to better serve the needs of diverse areas of the country.

★ The NEPD Group recommends the President direct FEMA to prepare for potential en ergy emergencies.

- FEMA should work with states' Offices of Emergency Management as they expand existing emergency operations plans to identify potential problems and address conse quences of the power shortages. FEMA should use its current Regional Incident Re porting System to identify any situations that might demand immediate attention.
- Using the structure of the already existing Federal Response Plan, FEMA should con duct Regional Interagency Steering Committee (RISC) meetings for states affected by the energy shortfalls. The RISC is a FEMA-led interagency committee comprised of agencies and departments that support the Federal Response Plan. Either an upcom ing, scheduled RISC meeting or a special-focus RISC meeting can be held to identify the short-term energy outlook, as well as any expected consequences, in each of the states during the peak summer season.

CHAPTER THREE

Protecting America's Environment: Sustaining the Nation's Health and Environment

★ The NEPD Group recommends that the President direct the Administrator of the Environmental Protection Agency (EPA) to propose multi-pollutant legislation. The NEPD Group recommends that the President direct the EPA Administrator to work with Congress to propose legislation that would establish a flexible, market-based program to significantly reduce and cap emissions of sulfur dioxide, nitrogen oxides, and mercury from electric power generators. Such a program (with appropriate measures to address local concerns) would provide significant public health benefits even as we increase electricity supplies.

- Establish mandatory reduction targets for emissions of three main pollutants: sulfur dioxide, nitrogen oxides, and mercury.
- Phase in reductions over a reasonable period of time, similar to the successful acid rain reduction program established by the 1990 amendments to the Clean Air Act.
- Provide regulatory certainty to allow utilities to make modifications to their plants without fear of new litigation.
- Provide market-based incentives, such as emissions trading credits to help achieve the required reductions.

★ The NEPD Group recommends the President direct the Secretary of the Interior to work with Congress to create the "Royalties Conservation Fund."

- This fund will earmark potentially billions of dollars in royalties from new oil and gas production in ANWR to fund land conservation efforts.
- This fund will also be used to eliminate the maintenance and improvements backlog on federal lands.

★ The NEPD Group recommends the President issue an Executive Order to rational ize permitting for energy production in an environmentally sound manner by directing federal agencies to expedite permits and other federal actions necessary for energy related project approvals on a national basis. This order would establish an inter agency task force chaired by the Council on Environmental Quality to ensure that federal agencies responsible for permitting energy-related facilities are coordinating their efforts. The task force will ensure that federal agencies set up appropriate mechanisms to coordinate federal, state, tribal, and local permitting activity in particu lar regions where increased activity is expected.

CHAPTER FOUR
Using Energy Wisely: Increasing Energy Conservation and Efficiency

★ The NEPD Group recommends that the President direct the Office of Science and Technology Policy and the President's Council of Advisors on Science and Technology to review and make recommendations on using the nation's energy resources more effi ciently.

★ The NEPD Group recommends that the President direct the Secretary of Energy to conduct a review of current funding and historic performance of energy efficiency re search and development programs in light of the recommendations of this report. Based on this review, the Secretary of Energy is then directed to propose appropriate funding of those research and development programs that are performance-based and are modeled as public-private partnerships.

★ The NEPD Group recommends that the President direct the Secretary of Energy to promote greater energy efficiency.

- Expand the Energy Star program beyond office buildings to include schools, re tail buildings, health care facilities, and homes.
- Extend the Energy Star labeling program to additional products, appliances, and services.
- Strengthen Department of Energy public education programs relating to energy efficiency.

★ The NEPD Group recommends that the President direct the Secretary of Energy to improve the energy efficiency of appliances.

- Support the appliance standards program for covered products, setting higher standards where technologically feasible and economically justified.
- Expand the scope of the appliance standards program, setting standards for ad ditional appliances where technologically feasible and economically justified.

★ The NEPD Group recommends that the President direct heads of executive depart ments and agencies to take appropriate actions to conserve energy use at their facilities to the maximum extent consistent with the effective discharge of public responsibili ties. Agencies located in regions where electricity shortages are possible should con serve especially during periods of peak demand. Agencies should report to the Presi dent, through the Secretary of Energy, within 30 days on the conservation actions taken.

★ The NEPD Group recommends that the President direct the Secretary of the Trea sury to work with Congress to encourage increased energy efficiency through combined heat and power (CHP) projects by shortening the depreciation life for CHP projects or providing investment tax credits.

★ The NEPD Group recommends that the President direct the Administrator of the En vironmental Protection Agency (EPA) to work with local and state governments to pro mote the use of well-designed CHP and other clean power generation at brownfields sites, consistent with the local communities' interests. EPA will also work to clarify li ability issues if they are raised at a particular site.

CHAPTER FOUR

★ The NEPD Group recommends that the President direct the EPA Administrator to promote CHP through flexibility in environmental permitting.

★ The NEPD Group recommends that the President direct the Secretary of Transporta tion to:

- Review and provide recommendations on establishing Corporate Average Fuel Economy (CAFE) standards with due consideration of the National Academy of Sciences study to be released in July 2001. Responsibly crafted CAFE standards should increase efficiency without negatively impacting the U.S. automotive indus try. The determination of future fuel economy standards must therefore be ad dressed analytically and based on sound science.
- Consider passenger safety, economic concerns, and disparate impact on the U.S. versus foreign fleet of automobiles.
- Look at other market-based approaches to increasing the national average fuel economy of new motor vehicles.

★ The new NEPD Group recommends that the President direct the Secretary of Trans portation to review and promote congestion mitigation technologies and strategies and work with Congress on legislation to implement these strategies.

★ The NEPD Group recommends that the President direct the Secretary of the Trea sury to work with Congress on legislation to increase energy efficiency with a tax credit for fuel-efficient vehicles. The NEPD Group recommends that a temporary, efficiency based income tax credit be available for purchase of new hybrid fuel cell vehicles be tween 2002 and 2007.

★ The NEPD Group recommends that the President direct all agencies to use techno logical advances to better protect our environment.

- The Administration remains committed to investing in Intelligent Transportation Systems (ITS) and encourages the private sector to invest in ITS applications. This Department of Transportation (DOT) program funds the development of improved transportation infrastructure that will reduce congestion, such as trav eler information/navigation systems, freeway management, and electronic toll collection. ITS applications reduce fuel associated with travel.
- The Administration remains committed to the DOT's fuel-cell-powered transit bus program, authored by the Transportation Equity Act for the 21st Century (TEA-21). This program demonstrates the viability of fuel-cell power plants for transit bus applications.
- The Administration remains committed to the Clean Buses program. TEA-21 es tablishes a new clean fuel formula grant program, which provides an opportu nity to accelerate the introduction of advanced bus propulsion technologies into the mainstream of the nation's transit fleet.

★ The NEPD Group recommends that the President direct the EPA and DOT to develop ways to reduce demand for petroleum transportation fuels by working with the trucking industry to establish a program to reduce emissions and fuel consumption from long-haul trucks at truck stops by implementing alternatives to idling, such as electrification and auxiliary power units at truck stops along interstate highways. EPA and DOT will develop partnership agreements with trucking fleets, truck stops, and manufacturers of idle-reducing technologies (*e.g.*, portable auxiliary packs, electrification) to install and use low emission-idling technologies.

★ The NEPD Group recommends that the President direct the Secretary of Energy to establish a national priority for improving energy efficiency. The priority would be to improve the energy intensity of the U.S. economy as measured by the amount of energy required for each dollar of economic productivity. This increased efficiency should be pursued through the combined efforts of industry, consumers, and federal, state, and local governments.

★ The NEPD Group recommends that the President direct the EPA Administrator to develop and implement a strategy to increase public awareness of the sizable savings that energy efficiency offers to homeowners across the country. Typical homeowners can save about 30 percent (about $400) a year on their home energy bill by using Energy Star labeled products.

Chapter Five Energy for a New Century: Increasing Domestic Energy Supplies

★ The NEPD Group recommends that the President direct the Secretaries of Energy and the Interior to promote enhanced oil and gas recovery from existing wells through new technology.

★ The NEPD Group recommends that the President direct the Secretary of Energy to improve oil and gas exploration technology through continued partnership with public and private entities.

★ The NEPD Group recommends that the President direct the Secretary of the Interior to examine land status and lease stipulation impediments to federal oil and gas leasing, and review and modify those where opportunities exist (consistent with the law, good environmental practice, and balanced use of other resources).

- Expedite the ongoing Energy Policy and Conservation Act study of impediments to federal oil and gas exploration and development.
- Review public lands withdrawals and lease stipulations, with full public consultation, especially with the people in the region, to consider modifications where appropriate.

★ The NEPD Group recommends that the President direct the Secretary of the Interior to consider economic incentives for environmentally sound offshore oil and gas development where warranted by specific circumstances: explore opportunities for royalty reductions, consistent with ensuring a fair return to the public where warranted for enhanced oil and gas recovery; for reduction of risk associated with production in frontier areas or deep gas formations; and for development of small fields that would otherwise be uneconomic.

★ The NEPD Group recommends that the President direct the Secretaries of Commerce and Interior to re-examine the current federal legal and policy regime (statutes, regulations, and Executive Orders) to determine if changes are needed regarding energy-related activities and the siting of energy facilities in the coastal zone and on the Outer Continental Shelf (OCS).

★ The NEPD Group recommends that the President direct the Secretary of the Interior continue OCS oil and gas leasing and approval of exploration and development plans on predictable schedules.

★ The NEPD Group recommends that the President direct the Secretary of the Interior to consider additional environmentally responsible oil and gas development, based on sound science and the best available technology, through further lease sales in the National Petroleum Reserve-Alaska. Such consideration should include areas not currently leased within the Northeast corner of the Reserve.

★ The NEPD Group recommends that the President direct the Secretary of the Interior work with Congress to authorize exploration and, if resources are discovered, development of the 1002 Area of ANWR. Congress should require the use of the best available technology and should require that activities will result in no significant adverse impact to the surrounding environment.

★ The NEPD Group recommends that the President direct the Secretary of the Interior to work with Congress and the State of Alaska to put in place the most expeditious process for renewal of the Trans-Alaska Pipeline System rights-of-way to ensure that Alaskan oil continues to flow uninterrupted to the West Coast of the United States.

★ The NEPD Group recommends that the President direct the Secretary of Energy to propose comprehensive electricity legislation that promotes competition, protects consumers, enhances reliability, promotes renewable energy, improves efficiency repeals the Public Utility Holding Company Act, and reforms the Public Utility Regulatory Policies Act.

★ The NEPD Group recommends that the President encourage FERC to use its existing statutory authority to promote competition and encourage investment in transmission facilities.

★ The NEPD Group recognizes the importance of looking to technology to help us meet the goals of increasing electricity generation while protecting our environment. To that end, the NEPD Group recommends that the President direct the Department of Energy to continue to develop advanced clean coal technology by:

- Investing $2 billion over 10 years to fund research in clean coal technologies.
- Supporting a permanent extension of the existing research and development tax credit.
- Directing federal agencies to explore regulatory approaches that will encourage advancements in environmental technology.

★ The NEPD Group recommends that the President direct federal agencies to provide greater regulatory certainty relating to coal electricity generation through clear policies that are easily applied to business decisions.

★ The NEPD Group recommends that the President support the expansion of nuclear energy in the United States as a major component of our national energy policy. Following are specific components of the recommendation:

- Encourage the Nuclear Regulatory Commission (NRC) to ensure that safety and environmental protection are high priorities as they prepare to evaluate and expedite applications for licensing new advanced-technology nuclear reactors.
- Encourage the NRC to facilitate efforts by utilities to expand nuclear energy generation in the United States by uprating existing nuclear plants safely.
- Encourage the NRC to relicense existing nuclear plants that meet or exceed safety standards.
- Direct the Secretary of Energy and the Administrator of the Environmental Protection Agency to assess the potential of nuclear energy to improve air quality.
- Increase resources as necessary for nuclear safety enforcement in light of the potential increase in generation.
- Use the best science to provide a deep geologic repository for nuclear waste.
- Support legislation clarifying that qualified funds set aside by plant owners for eventual decommissioning will not be taxed as part of the transaction.
- Support legislation to extend the Price–Anderson Act.

★ The NEPD Group recommends that, in the context of developing advanced nuclear fuel cycles and next generation technologies for nuclear energy, the United States should reexamine its policies to allow for research, development and deployment of fuel conditioning methods (such as pyroprocessing) that reduce waste streams and enhance proliferation resistance. In doing so, the United States will continue to discourage the accumulation of separated plutonium, worldwide.

★ The United States should also consider technologies (in collaboration with international partners with highly developed fuel cycles and a record of close cooperation) to develop reprocessing and fuel treatment technologies that are cleaner, more efficient, less waste intensive, and more proliferation-resistant.

CHAPTER FIVE

★ The NEPD Group recognizes there is a need to reduce the time and cost of the hydro power licensing process. The NEPD Group recommends that the President encourage the Federal Energy Regulatory Commission (FERC) and direct federal resource agencies to make the licensing process more clear and efficient, while preserving environmental goals. In addi tion, the NEPD Group recognizes the importance of optimizing the efficiency and reliability of existing hydropower facilities and will encourage the Administration to adopt efforts to ward that end.

- Support administrative and legislative reform of the hydropower licensing process.
- Direct federal resource agencies to reach interagency agreement on conflicting manda tory license conditions before they submit their conditions to FERC for inclusion in a license.
- Encourage FERC to adopt appropriate deadlines for its own actions during the licensing process.

CHAPTER SIX
Nature's Power: Increasing America's Use of Renewable and Alternative Energy

★ The NEPD Group recommends that the President direct the Secretaries of the Interior and Energy to re-evaluate access limitations to federal lands in order to increase renewable energy production, such as biomass, wind, geothermal, and solar.

★ The NEPD Group supports the increase of $39.2 million in the FY 2002 budget amendment for the Department of Energy's Energy Supply account that would provide increased support for research and development of renewable energy re sources.

★ The NEPD Group recommends that the President direct the Secretary of Energy to conduct a review of current funding and historic performance of renewable energy and alternative energy research and development programs in light of the recommen dations of this report. Based on this review, the Secretary of Energy is then directed to propose appropriate funding of those research and development programs that are performance-based and are modeled as public-private partnerships.

★ The NEPD Group recommends that the President direct the Secretary of the Treasury to work with Congress on legislation to expand the section 29 tax credit to make it available for new landfill methane projects. The credit could be tiered, de pending on whether a landfill is already required by federal law to collect and flare its methane emissions due to local air pollution concerns.

★ The NEPD Group recommends that the President direct the Secretary of the Interior to determine ways to reduce the delays in geothermal lease processing as part of the permitting review process.

★ The NEPD Group recommends that the President direct the Administrator of the Environmental Protection Agency to develop a new renewable energy partnership program to help companies more easily buy renewable energy, as well as receive recognition for the environmental benefits of their purchase, and help consumers by promoting consumer choice programs that increase their knowledge about the environmental benefits of purchasing renewable energy.

★ The NEPD Group recommends that the President direct the Secretary of the Treasury to work with Congress on legislation to extend and expand tax credits for electricity produced using wind and biomass. The President's budget request extends the present 1.7 cents per kilowatt hour tax credit for electricity produced from wind and biomass; expands eligible biomass sources to include forest-related sources, agricultural sources, and certain urban sources; and allows a credit for electricity produced from biomass co-fired with coal.

★ The NEPD Group recommends that the President direct the Secretary of the Treasury to work with Congress on legislation to provide a new 15 percent tax credit for residential solar energy property, up to a maximum credit of $2,000.

★ The NEPD Group recommends that the President direct the Secretaries of the Interior and Energy to work with Congress on legislation to use an estimated $1.2 billion of bid bonuses from the environmentally responsible leasing of ANWR for funding research into alternative and renewable energy resources, including wind, solar, geothermal, and biomass.

★ The NEPD Group recommends that the President direct the Secretary of the Treasury to work with Congress to continue the ethanol excise tax exemption.

CHAPTER SIX

★ The NEPD Group recommends that the President direct the Secretary of Energy to develop next-generation technology—including hydrogen and fusion.

- Develop an education campaign that communicates the benefits of alternative forms of energy, including hydrogen and fusion.
- Focus research and development efforts on integrating current programs regarding hydrogen, fuel cells, and distributed energy.
- Support legislation reauthorizing the Hydrogen Energy Act.

★ The NEPD Group recommends that the President direct the Secretary of the Treasury to work with Congress to develop legislation to provide for a temporary income tax credit available for the purchase of new hybrid or fuel-cell vehicles between 2002 and 2007.

★ The NEPD Group recommends that the President direct the Administrator of the Environmental Protection Agency to issue guidance to encourage the development of well-designed combined heat and power (CHP) units that are both highly efficient and have low emissions. The goal of this guidance would be to shorten the time needed to obtain each permit, provide certainty to industry by ensuring consistent implementation across the country, and encourage the use of these cleaner, more efficient technologies.

CHAPTER SEVEN
America's Energy Infrastructure: A Comprehensive Delivery System

★ The NEPD Group recommends that the President direct the Secretary of Energy to work with the Federal Energy Regulatory Commission (FERC) to improve the reliabil ity of the interstate transmission system and to develop legislation providing for en forcement by a self-regulatory organization subject to FERC oversight.

★ The NEPD Group recommends that the President direct the Secretary of Energy to expand the Department's research and development on transmission reliability and superconductivity.

★ The NEPD Group recommends that the President direct the Secretary of Energy to au thorize the Western Area Power Administration to explore relieving the "Path 15" bottle neck through transmission expansion financed by nonfederal contributions.

★ The NEPD Group recommends that the President direct the appropriate federal agencies to take actions to remove constraints on the interstate transmission grid and allow our nation's electricity supply to meet the growing needs of our economy.

- Direct the Secretary of Energy, by December 31, 2001, to examine the benefits of establishing a national grid, identify transmission bottlenecks, and identify mea sures to remove transmission bottlenecks.
- Direct the Secretary of Energy to work with FERC to relieve transmission con straints by encouraging the use of incentive rate-making proposals.
- Direct the federal utilities to determine whether transmission expansions are nec essary to remove constraints. The Administration should review the Bonneville Power Administration's (BPA's) capital and financing requirements in the context of its membership in a regional RTO, and if additional Treasury financing appears war ranted or necessary in the future, the Administration should seek an increase in BPA's borrowing authority at that time.
- Direct the Secretary of Energy, in consultation with appropriate federal agencies and state and local government officials, to develop legislation to grant authority to obtain rights-of-way for electricity transmission lines, with the goal of creating a re liable national transmission grid. Similar authority already exists for natural gas pipelines in recognition of their role in interstate commerce.

★ The NEPD Group recommends that the President direct the Secretary of the Inte rior to work with Congress and the State of Alaska to put in place the most expedi tious process for renewal of the Trans-Alaskan Pipeline System lease to ensure that Alaskan oil continues to flow uninterrupted to the West Coast of the United States.

★ The NEPD Group recommends that the President direct the Secretaries of Energy and State, coordinating with the Secretary of the Interior and the Federal Energy Regulatory Commission, to work closely with Canada, the State of Alaska, and all other interested parties to expedite the construction of a pipeline to deliver natural gas to the lower 48 states. This should include proposing to Congress any changes or waivers of law pursuant to the Alaska Natural Gas Transportation Act of 1976 that may be required.

★ The NEPD Group recommends that the President support legislation to improve the safety of natural gas pipelines, protect the environment, strengthen emergency preparedness and inspections and bolster enforcement.

CHAPTER SEVEN

★ The NEPD Group recommends that the President direct agencies to continue their interagency efforts to improve pipeline safety and expedite pipeline permitting in an environmentally sound manner and encourage FERC to consider improvements in the regulatory process governing approval of interstate natural gas pipeline projects.

★ The NEPD Group recommends that the President direct the Administrator of the EPA to study opportunities to maintain or improve the environmental benefits of state and local "boutique" clean fuel programs while exploring ways to increase the flexibility of the fuels distribution infrastructure, improve fungibility, and provide added gasoline market liquidity. In concluding this study, the Administrator shall con sult with the Departments of Energy and Agriculture, and other agencies as needed.

★ The NEPD Group recommends that the President direct the Administrator of the Environmental Protection Agency and the Secretary of Energy to take steps to ensure America has adequate refining capacity to meet the needs of consumers.

- Provide more regulatory certainty to refinery owners and streamline the permitting process where possible to ensure that regulatory overlap is limited.
- Adopt comprehensive regulations (covering more than one pollutant and require ment) and consider the rules' cumulative impacts and benefits.

★ The NEPD Group recommends that the President direct the Administrator of the Environmental Protection Agency, in consultation with the Secretary of Energy and other relevant agencies, to review New Source Review regulations, including adminis trative interpretation and implementation, and report to the President within 90 days on the impact of the regulations on investment in new utility and refinery generation capacity, energy efficiency, and environmental protection.

★ The NEPD Group recommends that the President direct the Attorney General to review existing enforcement actions regarding New Source Review to ensure that the enforcement actions are consistent with the Clean Air Act and its regulations.

★ The NEPD Group supports the President's budget proposal to provide $8 million to maintain the two-million-barrel Northeast Heating Oil Reserve. Operated by the pri vate sector, the Reserve helps ensure adequate supplies of heating oil in the event that colder than normal winters occur in the Northeast United States.

CHAPTER 8
Strengthening Global Alliances: Enhancing National Energy Security and International Relationships

★ The NEPD Group recommends that the President make energy security a priority of our trade and foreign policy.

★ The NEPD Group recommends the President support initiatives by Saudi Arabia, Ku wait, Algeria, Qatar, the UAE, and other suppliers to open up areas of their energy sec tors to foreign investment.

★ The NEPD Group recommends that the President direct the Secretaries of State, En ergy and Commerce work to improve dialogue among energy producing and consuming nations.

★ The NEPD Group recommends that the President direct the Secretaries of State, Commerce, and Energy to continue supporting American energy firms competing in markets abroad and use our membership in multilateral organizations, such as the Asia-Pacific Economic Cooperation (APEC) forum, the Organization for Economic Coopera tion and Development (OECD), the World Trade Organization (WTO) Energy Services Negotiations, the Free Trade Area of the Americas (FTAA), and our bilateral relation ships to implement a system of clear, open, and transparent rules and procedures gov erning foreign investment; to level the playing field for U.S. companies overseas; and to reduce barriers to trade and investment.

★ The NEPD Group recommends that the President direct the Secretaries of Commerce and Energy, and the U.S. Trade Representative, to support a sectoral trade initiative to expand investment and trade in energy-related goods and services that will enhance ex ploration, production, and refining, as well as the development of new technologies.

★ The NEPD Group recommends that the President direct the Secretaries of State, Treasury, and Commerce to initiate a comprehensive review of sanctions. Energy securi ty should be one of the factors considered in such a review.

★ The NEPD Group recommends that the President direct the Secretaries of State, Commerce, and Energy to engage in a dialogue through the North American Energy Working Group to develop closer energy integration among Canada, Mexico, and the United States and identify areas of cooperation, fully consistent with the countries' re spective sovereignties.

★ The NEPD Group recommends that the President direct the Secretaries of Energy and State, in consultation with the Federal Energy Regulatory Commission, to review their respective oil, natural gas, and electricity cross-boundary "Presidential Permitting" authorities, and to propose reforms as necessary in order to make their own regulatory regimes more compatible for cross-border trade.

★ The NEPD Group recommends that the President direct the Secretaries of Energy and State, coordinating with the Secretary of the Interior and the Federal Energy Regulatory Commission, to work closely with Canada, the State of Alaska, and all other interested parties to expedite the construction of a pipeline to deliver natural gas to the lower 48 states. This should include proposing to Congress any changes or waivers of law pursuant to the Alaska Natural Gas Transportation Act of 1976 that

CHAPTER EIGHT

may be required.

★ The NEPD Group recommends that the President direct the Secretaries of State and Commerce to conclude negotiations with Venezuela on a Bilateral Investment Treaty, and propose formal energy consultations with Brazil, to improve the energy investment climate for the growing level of energy investment flows between the United States and each of these countries.

★ The NEPD Group recommends that the President direct the Secretaries of Energy, Commerce, and State to work through the Summit of the Americas Hemispheric Ener gy Initiative to develop effective and stable regulatory frameworks and foster reliable supply sources of all fuels within the region.

★ The NEPD Group recommends that the President direct the Secretaries of State, En ergy, and Commerce to reinvigorate the U.S.-Africa Trade and Economic Cooperation Forum and the U.S.-African Energy Ministerial process; deepen bilateral and multilater al engagement to promote a more receptive environment for U.S. oil and gas trade, in vestment, and operations; and promote geographic diversification of energy supplies, addressing such issues as transparency, sanctity of contracts, and security.

★ The NEPD Group recommends that the President direct the Secretaries of State, Commerce, and Energy to support more transparent, accountable, and responsible use of oil resources in African producer countries to enhance the stability and security of trade and investment environments.

★ The NEPD Group recommends that the President direct the Secretaries of State, Commerce, and Energy to support the BTC oil pipeline as it demonstrates its commer cial viability.

★ The NEPD Group recommends that the President direct the Secretaries of Com merce, State, and Energy to continue working with relevant companies and countries to establish the commercial conditions that will allow oil companies operating in Kaza khstan the option of exporting their oil via the BTC pipeline.

★ The NEPD Group recommends that the President direct the Secretaries of State, Commerce, and Energy to support the efforts of private investors and regional govern ments to develop the Shah Deniz gas pipeline as a way to help Turkey and Georgia di versify their natural gas supplies and help Azerbaijan export its gas via a pipeline that will continue diversification of secure energy supply routes.

★ The NEPD Group recommends that the President direct appropriate federal agen cies to complete the current cycle of oil spill response readiness workshops and to consider further appropriate steps to ensure the implementation of the workshops' rec ommendations.

★ The NEPD Group recommends that the President direct the Secretary of State to en courage Greece and Turkey to link their gas pipeline systems to allow European con sumers to diversify their gas supplies by purchasing Caspian gas.

★ The NEPD Group recommends that the President direct the Secretaries of Commerce, Energy, and State to deepen their commercial dialogue with Kazakhstan, Azerbaijan, and other Caspian states to provide a strong, transparent, and stable business climate for energy and related infrastructure projects.

★ The NEPD Group recommends that the President direct the Secretaries of State, Commerce, and Energy to deepen the focus of the discussions with Russia on energy and the investment climate.

★ The NEPD Group recommends that the President direct the Secretaries of Commerce, State, and Energy to assist U.S. companies in their dialogue on the investment and trade climate with Russian officials, to encourage reform of the PSA law and other regulations and related tax provisions, as well as general improvements in the overall investment climate. This will help expand private investment opportunities in Russia and will increase the international role of Russian firms.

★ The NEPD Group recommends that the President direct the Secretaries of State, Commerce, and Energy to continue to work in the APEC Energy Working Group to examine oil market data transparency issues and the variety of ways petroleum stocks can be used as an option to address oil market disruptions.

★ The NEPD Group recommends that the President direct the Secretaries of State and Energy to work with India's Ministry of Petroleum and Natural Gas to help India maximize its domestic oil and gas production.

★ The NEPD Group recommends that the President direct the Secretaries of Commerce, State, and Energy to promote market-based solutions to environmental concerns; support exports of U.S. clean energy technologies and encourage their overseas development; engage bilaterally and multilaterally to promote best practices; explore collaborative international basic research and development in energy alternatives and energy-efficient technologies; and explore innovative programs to support the global adoption of these technologies.

★ The NEPD Group recommends that the President direct federal agencies to support continued research into global climate change; continue efforts to identify environmentally and cost-effective ways to use market mechanisms and incentives; continue development of new technologies; and cooperate with allies, including through international processes, to develop technologies, market-based incentives, and other innovative approaches to address the issue of global climate change.

★ The NEPD Group recommends that the President seek to increase international cooperation on finding alternatives to oil, especially for the transportation sector.

★ The NEPD Group recommends that the President direct the Secretary of State to reinvigorate its dialogue with the European Union on energy issues, and resume the consultative process this year in Washington.

★ The NEPD Group recommends that the President promote a coordinated approach to energy security by calling for an annual meeting of G-8 Energy Ministers or their equivalents.

CHAPTER EIGHT

★ The NEPD Group recommends that the President reaffirm that the SPR is designed for addressing an imminent or actual disruption in oil supplies, and not for managing prices.

★ The NEPD Group recommend that the President direct the Secretary of Energy to work within the International Energy Agency (IEA) to ensure that member states ful fill their stockholding.

★ The NEPD Group recommends that the President direct the Secretary of Energy to encourage major oil-consuming countries that are not IEA members to consider stra tegic stocks as an option for addressing potential supply disruptions. In this regard, we should work closely with Asian economies, especially through APEC.

★ The NEPD Group recommends that the President direct the Secretary of Energy of fer to lease excess SPR storage facilities to countries (both IEA and non-IEA mem bers) that might not otherwise build storage facilities or hold sufficient strategic stocks, consistent with statutory authorities.

★ The NEPD Group recommends that the President, at such time that exchanged SPR barrels are returned to the SPR, should determine whether offshore Gulf of Mexi co royalty oil deposits to the SPR should be resumed, thereby increasing the size of our reserve.

★ The NEPD Group recommends that the President direct the Secretary of Energy to work closely with Congress to ensure that our SPR protection is maintained.

★ The NEPD Group recommends that the President direct the Secretary of Energy to work with producer and consumer country allies and the IEA to craft a more compre hensive and timely world oil data reporting system.

Glossary

Barrel (Oil): A unit of volume equal to 42 U.S. gallons.

Barrels per Day (Operable Refinery Capacity): The maximum number of barrels of in put that can be processed during a 24-hour period after making allowances for the following limitations: the capability of downstream facilities to absorb the output of crude oil process ing facilities of a given refinery (no reduction is made when a planned distribution of inter mediate streams through other than downstream facilities is part of a refinery's normal op eration); the types and grades of inputs to be processed; the types and grades of products to be manufactured; the environmental constraints associated with refinery operations; the re duction of capacity for scheduled downtime, such as routine inspection, mechanical prob lems, maintenance, repairs, and turnaround; and the reduction of capacity for unscheduled downtime, such as mechanical problems, repairs, and slowdowns.

Biomass: Organic nonfossil material of biological origin constituting a renewable energy source.

British Thermal Unit (Btu): The quantity of heat needed to raise the temperature of 1 pound of water by 1°F at or near 39.2°F.

Coal: A readily combustible black or brownish-black rock whose composition, including in herent moisture, consists of more than 50 percent by weight and more than 70 percent by volume of carbonaceous material. It is formed from plant remains that have been com pacted, hardened, chemically altered, and metamorphosed by heat and pressure over geo logic time.

Cogeneration: The production of electricity and another form of useful energy (such as heat or steam) used for industrial, commercial, heating, or cooling purposes.

Commercial Building: A building with more than 50 percent of its floor space used for commercial activities. Commercial buildings include stores, offices, schools, churches, gym nasiums, libraries, museums, hospitals, clinics, warehouses, and jails. Government buildings are also included, except buildings on military bases or reservations.

Commercial Sector: Business establishments that are not engaged in transportation or in manufacturing or other types of industrial activity (agriculture, mining, or construction). Commercial establishments include hotels, motels, restaurants, wholesale businesses, retail stores, laundries, and other service enterprises; religious and nonprofit organizations; health, social, and educational institutions; and federal, state, and local governments. Streetlights, pumps, bridges, and public services are also included if the establishment oper ating them is considered commercial.

Conversion Factor: A number that translates units of one system into corresponding val ues of another system. Conversion factors can be used to translate physical units of mea sure for various fuels into Btu equivalents.

Crude Oil: A mixture of hydrocarbons that exists in liquid phase in natural underground reservoirs and remains liquid at atmospheric pressure after passing through surface separat ing facilities. Crude oil may also include:

- Small amounts of hydrocarbons that exist in the gaseous phase in natural under ground reservoirs but are liquid at atmospheric pressure after being recovered from oil well (casing head) gas in lease separators and that subsequently are commingled with the crude stream without being separately measured.
- Small amounts of nonhydrocarbons produced with the oil, such as sulfur and other compounds

Crude Oil Stocks: Stocks of crude oil and lease condensate held at refineries, in pipelines, at pipeline terminals, and on leases.

District Heat: Steam or hot water from an outside source used as an energy source in a building. The steam or hot water is produced in a central plant and is piped into the build ing. District heat may be purchased from a utility or provided by a physical plant in a sepa rate building that is part of the same facility (for example, a hospital complex or university).

Electric Power Plant: A station containing prime movers, electric generators, and auxil iary equipment for converting mechanical, chemical, and/or fission energy into electric en ergy.

Electricity Generation: The process of producing electric energy or transforming other forms of energy into electric energy. Also, the amount of electric energy produced or ex pressed in watt-hours (Wh).

End-Use Sectors: The residential, commercial, industrial, and transportation sectors of the economy.

Energy: The capacity for doing work as measured by the capability of doing work (poten tial energy), or the conversion of this capability to motion (kinetic energy). Energy has sev eral forms, some of which are easily convertible and can be changed to another form useful for work. Most of the world's convertible energy comes from fossil fuels that are burned to produce heat that is then used as a transfer medium to mechanical or other means in order to accomplish tasks. Electrical energy is usually measured in kilowatt-hours, while heat en ergy is usually measured in British thermal units.

Energy Consumption: The use of energy as a source of heat or power or as an input in the manufacturing process.

Energy Source: A substance, such as oil, natural gas, or coal, that supplies heat or power. Electricity and renewable forms of energy, such as wood, waste, geothermal, wind, and so lar, are considered to be energy sources.

Exports: Shipments of goods from the 50 states and the District of Columbia to foreign countries and to Puerto Rico, the Virgin Islands, and other U.S. possessions and territories.

Federal Energy Regulatory Commission (FERC): The federal agency with jurisdiction over interstate electricity sales, wholesale electric rates, hydroelectric licensing, natural gas pricing, oil pipeline rates, and gas pipeline certification. FERC is an independent regulatory agency within the Department of Energy and is the successor to the Federal Power Com mission.

Fossil Fuel: Any naturally occurring organic fuel formed in the Earth's crust, such as oil, coal, and natural gas.

Fuel Ethanol: An anhydrous, denatured aliphatic alcohol intended for motor gasoline blending.

Gas-Turbine Electric Power Plant: A plant in which the prime mover is a gas turbine. A gas turbine typically consists of an axial-flow air compressor and one or more combustion chambers where liquid or gaseous fuel is burned. The hot gases expand to drive the genera tor and then are used to run the compressor.

Geothermal Energy: Energy from the internal heat of the Earth, which may be residual heat, friction heat, or a result of radioactive decay. The heat is found in rocks and fluids at various depths and can be extracted by drilling or pumping.

Gross Domestic Product (GDP): The total value of goods and services produced by la bor and property located in the United States.

Hydrocarbon: An organic chemical compound of hydrogen and carbon in the gaseous, liq uid, or solid phase. The molecular structure of hydrocarbon compounds varies from the simplest (methane, a constituent of natural gas) to the very heavy and very complex.

Hydropower: The production of electricity from the kinetic energy of falling water.

Hydropower Plant: A plant in which the turbine generators are driven by falling water.

Independent Power Producer: Wholesale electricity producers (other than qualifying fa cilities under the Public Utilities Regulatory Policies Act of 1978) that are unaffiliated with franchised utilities in the area in which the independent power producers are selling power and that lack significant marketing power. Unlike traditional electric utilities, independent power producers do not possess transmission facilities that are essential to their customers and do not sell power in any retail service territory where they have a franchise.

Industrial Sector: Manufacturing industries, which make up the largest part of the sector, along with mining, construction, agriculture, fisheries, and forestry. Establishments in this sector range from steel mills, to small farms, to companies assembling electronic compo nents.

Jet Fuel: A refined petroleum product used in jet aircraft engines. It includes kerosene type jet fuel and naphtha-type jet fuel.

Methane: Hydrocarbon gas, which is the major component of natural gas.

Methanol: A light, volatile alcohol eligible for motor gasoline blending.

Methyl Tertiary Butyl Ether (MTBE): An ether, intended for motor gasoline blending.

Natural Gas: A gaseous mixture of hydrocarbon compounds, primarily methane, delivered via pipeline for consumption. It is used as a fuel for electricity generation, a variety of uses in buildings, and as raw material input and fuel for industrial processes. *Note*: This product, also referred to as *dry natural gas* or *consumer-grade natural gas*, is the product that re mains after *wet natural gas* has been processed at lease facilities and/or natural gas pro cessing plants. This processing removes nonhydrocarbon gases (e.g., water vapor, carbon dioxide, helium, hydrogen sulfide, and nitrogen) that would otherwise make the gas unmar ketable and natural gas liquids.

Natural Gas, Dry: The marketable portion of natural gas production, which is obtained by subtracting extraction losses, including natural gas liquids removed at natural gas process ing plants, from total production.

Natural Gas, Wet: A mixture of hydrocarbon compounds and small quantities of various nonhydrocarbons existing in the gaseous phase or in solution with crude oil in porous rock formations at reservoir conditions. The principal hydrocarbons normally contained in the mixture are methane, ethane, propane, butane, and pentanes. Typical nonhydrocarbon gases that may be present in reservoir natural gas are water vapor, carbon dioxide, helium, hydrogen sulfide, and nitrogen. Under reservoir conditions, natural gas and the liquefiable portions occur either in a single gaseous phase in the reservoir or in solution with oil and are not distinguishable at the time as separate substances.

Nitrogen Oxides (NOx): Compounds of nitrogen and oxygen produced by the burning of fossil fuels.

North American Electric Reliability Council (NERC): A council formed in 1968 by the electric utility industry to promote the reliability and adequacy of bulk power supply in the electric utility systems of North America. The NERC consists of ten regional reliability councils and encompasses essentially all the power systems of the contiguous United States and Canada.

Nuclear Electric Power: Electricity generated by an electric power plant whose turbines are driven by steam generated in a reactor by heat from the fissioning of nuclear fuel.

Organization for Economic Cooperation and Development (OECD): Current mem bers are Australia, Austria, Belgium, Canada, Czech Republic, Denmark and its territories (Faroe Islands and Greenland), Finland, France, Germany, Greece, Greenland, Hungary, Iceland, Ireland, Italy, Japan, Luxembourg, Mexico, the Netherlands, New Zealand, Norway, Poland, Portugal, South Korea, Spain, Sweden, Switzerland, Turkey, United Kingdom, and United States and its territories (Guam, Puerto Rico, and Virgin Islands).

Organization of Petroleum Exporting Countries (OPEC): Countries that have orga nized for the purpose of negotiating with oil companies on matters of oil production, prices, and future concession rights. Current members are Algeria, Indonesia, Iran, Iraq, Kuwait, Libya, Nigeria, Qatar, Saudi Arabia, United Arab Emirates, and Venezuela.

Photovoltaic Energy: Direct-current electricity generated from sunlight through solid state semiconductor devices that have no moving parts.

Pipeline, Natural Gas: A continuous pipe conduit, complete with such equipment as valves, compressor stations, communications systems, and meters, for transporting natural gas and/or supplemental gaseous fuels from one point to another, usually from a point in or beyond the producing field or processing plant to another pipeline or to points of use. Also refers to a company operating such facilities.

Pipeline, Oil: Oil and product pipelines (including interstate, intrastate, and intracompany pipelines) used to transport oil and petroleum products, respectively, within the 50 states and the District of Columbia.

Proved Reserves, Oil: The estimated quantities of all liquids defined as crude oil that geo logical and engineering data demonstrate with reasonable certainty to be recoverable in fu ture years from known reservoirs under existing economic and operating conditions.

Proved Reserves, Natural Gas: The estimated quantities of natural gas that analysis of geological and engineering data demonstrates with reasonable certainty to be recoverable in future years from known reservoirs under existing economic and operating conditions.

Refinery (Oil): An installation that manufactures finished fuels from oil, unfinished oils, natural gas liquids, other hydrocarbons, and alcohol.

Renewable Energy: Energy obtained from sources that are essentially inexhaustible (un like, for example, fossil fuels, of which there is a finite supply). Renewable sources of en ergy include conventional hydroelectric power, wood, waste, geothermal, wind, photovol taic, and solar thermal energy.

Spot Price: The price for a one-time open market transaction for immediate delivery of the specific quantity of product at a specific location where the commodity is purchased “on the spot” at current market rates.

Strategic Petroleum Reserve (SPR): Petroleum stocks maintained by the federal gov ernment for use during periods of major supply interruption.

Stocks: Supplies of fuel or other energy source(s) stored for future use. Stocks are re ported as of the end of the reporting period.

Sulfur Dioxide (SO_2): A toxic, colorless gas soluble in water, alcohol, and ether. Used as a chemical intermediate in paper pulping and ore refining, and as a solvent.

Transportation Sector: Private and public vehicles that move people and commodities. Included are automobiles, trucks, buses, motorcycles, railroads, and railways (including streetcars), aircraft, ships, barges, and natural gas pipelines.

Wellhead Price: The price of oil or natural gas at the mouth of the well.

Wind Energy: The kinetic energy of wind converted into mechanical energy by wind tur bines (i.e., blades rotating from a hub) that drive generators to produce electricity.

Wood Energy: Wood and wood products used as fuel, including round wood (cord wood), limb wood, wood chips, bark, sawdust, forest residues, charcoal, pulp waste, and spent pulping liquor.


SEAL OF THE PRESIDENT OF THE UNITED STATES

BEFORE THE UNITED STATES DEPARTMENT OF ENERGY

Federal Power Act Section 202(c) Emergency Order: Midcontinent Independent System Operator (MISO)	)))))

Exhibit to
Motion to Intervene and Request for Rehearing and Stay of
Public Interest Organizations

Exhibit 156

Department Export Authorization EA-365-C (Oct. 21, 2025)

United States
Department of Energy

Grid Deployment Office

Research Power Corporation
(formerly known as Centre Lane Trading Ltd.)
GDO Docket No. EA-365-C

Order Authorizing Electricity Exports to Canada

Order No. EA-365-C

October 21, 2025

Research Power Corporation
(formerly known as Centre Lane Trading Ltd.)
Order No. EA-365-C
Authorizing Electricity Exports to Canada

I. BACKGROUND

The Department of Energy (DOE or Department) regulates electricity exports from the United States to a foreign country in accordance with Federal Power Act (FPA) § 202(e) (16 U.S.C. § 824a(e)) and regulations thereunder (10 C.F.R. §§ 205.300 *et seq.*). This authority was transferred to DOE under §§ 301(b) and 402(f) of the DOE Organization Act (42 U.S.C. §§ 7151(b) and 7172(f)). On April 10, 2023, this authority was delegated to the DOE's Grid Deployment Office (GDO) by Redelegation Order No. S3-DEL-GD1-2023.

An entity that seeks to export electricity must obtain an order from DOE authorizing it to do so. Under FPA § 202(e), DOE "shall issue such order upon application unless, after opportunity for hearing, it finds that the proposed transmission would impair the sufficiency of electric supply within the United States or would impede or tend to impede the coordination in the public interest of facilities subject to the jurisdiction of [DOE]." 16 U.S.C. § 824a(e). DOE has discretion to condition the order as necessary or appropriate; the Department "may by its order grant such application in whole or in part, with such modifications and upon such terms and conditions as [DOE] may find necessary or appropriate, and may from time to time, after opportunity for hearing and for good cause shown, make such supplemental orders in the premises as it may find necessary or appropriate." *Id*.

A. Application for Export Authorization

Research Power Corporation (the Applicant) is a power marketer seeking renewal of its authorization to export electric energy to Canada, which was originally granted in Order No. EA-365-A on June 29, 2015, and subsequently renewed (EA-365-B) on April 29, 2020. On December 26, 2024, Centre Lane filed an application with DOE (Application or App.) requesting renewal of its export authority for a five-year term. App. at 1. On July 7, 2025, the Applicant notified DOE of its corporate name change from Centre Lane Trading Ltd. to Research Power Corporation.

According to the Application, Research Power Corporation (formerly known as Centre Lane Trading Ltd.) "is a Canadian Corporation with its principal place of business in Toronto, Ontario" that is "organized under the *Business Corporations Act* of the Province of Ontario, Canada." *Id*. The Applicant states that it "does not own, operate or control any generation or transmission facilities in any region, nor is it affiliated with any entity that owns, operates or controls generation or transmission facilities, and is not affiliated with any franchised public utility." *Id* at 1-2. The applicant further represents that it is a "[Federal Energy Regulatory Commission]-authorized power marketer engaging in the purchase and sale of physical and/or

virtual energy in the Day-ahead and Real-time Markets of various Independent System Operators and Regional Transmission Organizations." App at 2.

Research Power Corporation represents that it "has no electric power supply system on which the proposed exports could have a reliability, fuel use system or stability impact." App. at 3. The Applicant states that it "has no obligation to serve native load usually associated with a franchised service area, and, thus, the exports proposed by [Research Power Corporation] will not impair its ability to meet current and prospective power supply obligations." *Id.* The Applicant further affirms that it "will purchase power to be exported from a variety of sources such as power marketers, independent power producers, or U.S. electric utilities and federal power marketing entities as those terms are defined in Sections 3(22) and 3(19) of the FPA" and that "such power is surplus to the system of the generator and, therefore, the electric power that [Research Power Corporation] will export on either a firm or interruptible basis will not impair the sufficiency of the electric power supply within the U.S." *Id*.

The applicant states that it "will make all necessary commercial arrangements and will obtain any and all other regulatory approvals required in order to schedule and deliver power exports." *Id*. The Applicant further states that it will "schedule its transactions with the appropriate balancing authority areas in compliance with the reliability criteria standards and guidelines established by the North American Electric Reliability Corporation[.]" *Id*. Research Power Corporation also attests to not exceed the export limits for the facilities, or otherwise cause a violation of the terms and conditions set forth in the export authorizations for each. App at 4.

B. Procedural History

On December 26, 2024, Centre Lane filed a renewal application with DOE for export authority for a five-year term. *Id* at 1. On June 16, 2025, DOE published notice of Centre Lane's Application in the Federal Register (90 Fed. Reg. 25252) and asked for any interested parties to submit comments on the Application by July 16, 2025. On July 7, 2025, DOE received notice of Centre Lane's corporate name change to Research Power Corporation.

C. Public Comments

No public comments were received.

II. DISCUSSION AND ANALYSIS

DOE is statutorily obligated under FPA § 202(e) to grant requests for export authorization unless the Department finds that the proposed export would negatively impact either: (i) the sufficiency of electric supply, or (ii) the coordination of the electric grid. Regarding the first exception criterion, DOE shall approve an electricity export application "unless, after opportunity for hearing, it finds that the proposed transmission would impair the sufficiency of electric supply within the United States …." 16 U.S.C. § 824a(e). DOE has interpreted this criterion to mean that sufficient generating capacity and electric energy must exist such that the export could be made without compromising the energy needs of the exporting region, including

serving all load obligations in the region while maintaining appropriate reserve levels. *See, e.g.*, *BP Energy Co.*, Order No. EA-314, at 1-2 (Feb. 22, 2007), *renewed*, Order No. EA-314-A, at 2 (May 3, 2012), Order No. EA-314-B, at 2 (Feb. 28, 2017), *renewed*, Order No. EA-314-C, at 4 (Dec. 20, 2021).

Under the second exception criterion, DOE shall approve an electricity export application "unless, after opportunity for hearing, it finds that the proposed transmission would … impede or tend to impede the coordination in the public interest of facilities subject to the jurisdiction of [DOE]." 16 U.S.C. § 824a(e). DOE has interpreted this criterion primarily as an issue of the operational reliability of the domestic electric transmission system. Accordingly, the export must not compromise transmission system security and reliability. *See, e.g.*, Order No. EA-314-C, at 4.

A. Research Power Corporation Will Not Impair the Sufficiency of the Electric Supply in the United States

Sufficiency of supply, the first exception criterion, addresses whether regional electricity needs are met in the current market. DOE has analyzed this issue from both an economic and a reliability perspective. The economic perspective concerns the supply available to wholesale market participants. The reliability perspective focuses on preventing problems that could result from inadequate supplies. Taken together, DOE examines whether existing electric supply is available via market mechanisms, and whether potential reliability issues linked to supply problems are mitigated by reliability enforcement mechanisms.

From an economic perspective, DOE finds that the wholesale energy markets are sufficiently robust to make supplies available to exporters and other market participants serving United States regions along the Canadian and Mexican borders. Following enactment of the Energy Policy Act of 1992, Pub. L. No. 102-486, which encouraged the Federal Energy Regulatory Commission (FERC) to foster competition in the wholesale energy markets through open access to transmission facilities, energy markets developed across the United States to provide opportunities for a more efficient availability of supply. Subsequently, the Energy Policy Act of 2005, Pub. L. No. 109-58, reaffirmed the Government's commitment to competition in wholesale energy markets as national policy. FERC has continued to encourage the expansion of wholesale energy markets through its orders to remove barriers[1] and to ensure that these markets are functioning properly.[2] As a result, market participants have access to traditional bilateral contracts, as well as organized electricity markets run by regional transmission organizations (RTOs) or independent system operators (ISOs). FERC oversees these interstate wholesale electricity markets across most of the lower 48 states. Absent an indication in the record that the geographic markets relevant to this export authorization analysis are flawed and result in

[1] *See, e.g.*, *Preventing Undue Discrimination and Preference in Transmission Service*, Order No. 890, 72 Fed. Reg. 12,266 (Mar. 15, 2007), FERC Stats. & Regs. ¶ 31,241, *order on reh'g*, Order No. 890-A, FERC Stats. & Regs. ¶ 31,261 (2007), *order on reh'g*, Order No. 890-B, 123 FERC ¶ 61,299 (2008), *order on reh'g*, Order No. 890-C, 126 FERC ¶ 61,228 (2009).

[2] *See, e.g.*, *Wholesale Competition in Regions with Organized Electric Markets*, Order No. 719, FERC Stats. & Regs. ¶ 31,281 (2008), *as amended*, 126 FERC ¶ 61,261, *order on reh'g*, Order No. 719-A, FERC Stats. & Regs. ¶ 31,292, *reh'g denied*, Order No. 719-B, 129 FERC ¶ 61,252 (2009).

uneconomic exports that jeopardize regional supply, DOE finds that the proposed transmission for export does not impair the sufficiency of electric supply within the United States.

From a reliability perspective,[3] DOE focuses on the prevention of cascading outages and other problems that could result from inadequate resources.[4] Reliability oversight is addressed by the authority granted to FERC through the Energy Policy Act of 2005. That Act added section 215 to the FPA, which directed FERC to certify an electric reliability organization and develop procedures for establishing, approving, and enforcing mandatory electric reliability standards. 16 U.S.C. § 824o. FERC certified the North American Electric Reliability Corporation (NERC) in 2006 to develop and enforce reliability standards for the bulk-power system in the United States. *Order Certifying NERC as the Electric Reliability Organization and Ordering Compliance Filing*, FERC Docket No. RR06-1-000, 116 FERC ¶ 61,062 (July 20, 2006). FERC approves these standards, at which point they become mandatory and enforceable. NERC Reliability Standards address areas such as resource and demand balancing, critical infrastructure protection, communications, emergency preparedness and operations, facilities design, transmission operations, transmission planning, modelling, nuclear, personnel performance and training, protection and controls, voltage and reactive, interchange scheduling and coordination, and interconnection reliability operations and coordination.

NERC Reliability Standards are enforceable throughout the continental United States, most of Canada south of the 60th parallel, and the Mexican state of Baja California Norte. Through enforcement by FERC, NERC, and six Regional Entities overseen by NERC,[5] all bulk-power system owners, operators, and users are held responsible for complying with reliability standards. The reliability standards are structured so that many entities have overlapping responsibility for the electric grid, thereby resulting in several layers of reliability monitoring. Entities such as reliability coordinators and balancing authorities coordinate power generation and transmission among multiple utilities to serve demand within an integrated regional wholesale market. One of the principal functions of these entities is to schedule adequate generating and reserve capacity. This allows them to serve demand at the regional level and to ensure that there is sufficient power supply to maintain system reliability. Reliability Standard IRO-001-4 "establish[es] the responsibility of Reliability Coordinators to act or direct other entities to act."[6] Requirement R1 states that "[e]ach Reliability Coordinator shall act to address the reliability of its Reliability Coordinator Area via direct actions or by issuing Operating Instructions."[7] Reliability oversight is designed through coordinated efforts amongst Reliability Coordinators to preserve the benefits of interconnected operations and ensure that operations in one area will not adversely impact other areas.[8] Reliability Standard IRO-014-3 R1 provides that "[e]ach Reliability Coordinator shall have and implement Operating Procedures, Operating

[3] A related reliability analysis follows in the next section of this Order.

[4] This focus should not be confused with resource adequacy planning and capacity requirements that have traditionally been the domain of state regulatory commissions, NERC-certified Regional Entities, and RTOs/ISOs.

[5] The six entities are the Midwest Reliability Organization, Northeast Power Coordinating Council, ReliabilityFirst Corporation, SERC Reliability Corporation, Texas Reliability Entity, and Western Electricity Coordinating Council.

[6] Standard IRO-001-4 (Reliability Coordination – Responsibilities), at ¶ A.3.

[7] *Id.* ¶ B.R1.

[8] *See* Standard IRO-014-3 (Coordination Among Reliability Coordinators), at ¶ A.3.

Processes, or Operating Plans, for activities that require notification or coordination of actions that may impact adjacent Reliability Coordinator Areas, to support Interconnection reliability."[9]

DOE finds that NERC's FERC-approved comprehensive enforcement mechanism ensures that bulk-power system owners, operators, and users have a strong incentive both to maintain system resources and to prevent reliability problems that could result from movement of electric supplies through export. As a result of this reliability oversight, DOE finds that the sufficiency of supply is not impaired by Research Power Corporation's proposed export authorization.

DOE's sufficiency of supply findings are further supported by the fact that power marketers, such as Research Power Corporation, do not have an obligation to serve a franchised territory. Before the current role of power marketers emerged in the industry, the FPA § 202(e) inquiry into sufficiency of supply had a narrower focus and was designed for an applicant that was a vertically integrated utility[10] with an obligation to serve native load. Under that traditional scenario, the inquiry regarding sufficiency of supply logically sought to confirm that exports would be surplus to the needs of a vertically-integrated utility's native load obligations and reserve margins. As explained in DOE's notice of the first application by a power marketer for export authorization, the sufficiency of supply inquiry became unnecessary when applied to power marketers:

> The Applicant also is required to demonstrate that it would have sufficient generating capacity to sustain the proposed export under the terms and conditions of its export agreement, while still complying with any established reserve criteria.
>
> Since marketers generally could not be seen as having any "native load" requirements, the latter criterion of maintaining sufficient reserve margins appears inappropriate and unnecessary in this instance.

59 Fed. Reg. 54900 (Nov. 2, 1994). Power marketers do not have franchised service areas and, consequently, do not have native load obligations like a traditional local distribution utility that could be impaired by exports.

In sum, market mechanisms and reliability oversight protect against the possibility that Research Power Corporation's exports would jeopardize domestic sufficiency of supply. Therefore, an export by Research Power Corporation would not trigger the first exception criterion of FPA § 202(e) regarding the sufficiency of electric supply within the United States.

---

[9] *Id.* ¶ B.R1.

[10] The Supreme Court of the United States has explained: "In 1935, when the FPA became law, most electricity was sold by vertically integrated utilities that had constructed their own power plants, transmission lines, and local delivery systems…[M]ost operated as separate, local monopolies subject to state or local regulation. Their sales were 'bundled,' meaning that consumers paid a single charge that included both the cost of the electric energy and the cost of its delivery. Competition among utilities was not prevalent." *New York v. FERC*, 535 US 1, 5 (2002).

B. Research Power Corporation's Requested Authorization Will Not Adversely Affect Either the Reliability or the Security of the United States Electric Transmission System

Reliability, the second exception criterion under FPA § 202(e), addresses operational reliability and security of the domestic electric transmission system. In evaluating the operational reliability impacts of export proposals, DOE has used a variety of methodologies and information, including established industry guidelines, operating procedures, and technical studies where available and appropriate. When determining these impacts, it is convenient to separate the export transaction into two parts: (i) moving the export from the source to a border system that owns the international transmission connection, and (ii) moving the export through that border system and across the border.

Moving Electricity to a Border System. Moving electricity for export to a border system necessarily involves the use of the bulk-power system. As noted in the preceding section, bulk-power system reliability concerns are addressed under the FPA by FERC and NERC and involve the enforcement of mandatory reliability standards. These standards ensure that all owners, operators, and users of the bulk-power system have an obligation to maintain system security and reliability. The standards are structured so that there are always entities with broader responsibilities than the applicant, such as reliability coordinators and balancing authorities, to keep a constant watch over the domestic transmission system.

To deliver the export from the source to a border system, the applicant must make the necessary commercial arrangements and obtain sufficient transmission capacity to wheel the exported energy to the border system. The applicant would be expected to follow FERC orders regarding open transmission access and to schedule delivery of the export with the appropriate RTO, ISO, and/or balancing authority (formerly the control area operator).

It is the responsibility of the RTO, ISO, and/or balancing authority to schedule the delivery of the export consistent with established and mandatory operational reliability criteria. During each step of the process of obtaining transmission service, the owners and/or operators of the transmission facilities will evaluate the impact on the system and schedule the movement of the export *only* if it would not violate established operating reliability standards. As a failsafe, the reliability coordinator in each region has the authority and responsibility to curtail, cancel, or deny scheduled flows to avoid shortages or to restore necessary energy and capacity reserves. Reliability Standard EOP-011-1 R2 provides that "[e]ach Balancing Authority shall develop, maintain, and implement one or more Reliability Coordinator-reviewed Operating Plan(s) to mitigate Capacity Emergencies and Energy Emergencies within its Balancing Authority Area."[11]

Specifically, the reliability coordinator has the authority to suspend exports if the electric energy would be needed to support the regional power grid. *See* Reliability Standard IRO-001-4 R1 ("Each Reliability Coordinator shall act to address the reliability of its Reliability Coordinator Area via direct actions or by issuing Operating Instructions"), R2 ("Each Transmission Operator, Balancing Authority, Generator Operator, and Distribution Provider shall comply with its Reliability Coordinator's Operating Instructions unless compliance with the

[11] EOP-011-1 (Emergency Operations), at ¶ B.R2.

Operating Instructions cannot be physically implemented or unless such actions would violate safety, equipment, regulatory, or statutory requirements"), and R3 ("Each Transmission Operator, Balancing Authority, Generator Operator, and Distribution Provider shall inform its Reliability Coordinator of its inability to perform the Operating Instruction issued by its Reliability Coordinator in Requirement R1").

DOE has determined that the existing industry procedures for obtaining transmission capacity on the domestic transmission system (described above) provide adequate assurance that any export will not cause an operational reliability problem. Therefore, Research Power Corporation's export authorization has been conditioned to ensure that the export will not cause operational issues on regional transmission systems to fall outside of established industry reliability criteria, or cause or exacerbate a transmission operating problem on the United States' electric power supply system (*see* Order below, Section VII, paragraphs C, D, and I).

Moving Electricity Through a Border System. The second part of DOE's reliability inquiry, addressing the transmission of the export through a border system and across the border, is a question of whether the border system is reliable and secure. To a large extent, this question is addressed by the jurisdiction of NERC. NERC and Regional Entities—including the Midwest Reliability Organization, the Northeast Power Coordinating Council, and the Western Electricity Coordinating Council—oversee the United States-Canadian border system and a significant part of the United States-Mexican border system. Those border systems are generally subject to the same reliability standards as domestic systems. *See, e.g.*, http://www.ieso.ca/sector-participants/system-reliability/reliability-standards-framework.

DOE also relies on the System Impact Studies submitted in conjunction with an application for a DOE-issued Presidential permit[12] to construct a new international transmission line. As DOE has previously reviewed System Impact Studies submitted with Presidential permit applications,[13] DOE does not need to perform additional impact assessments here, provided the maximum rate of transmission for all exports through a border system does not exceed the authorized limit of the system (*see* Order below, Section VII, paragraph (A)). In its application, Research Power Corporation committed to complying with all reliability limits on border facilities. *See* App. at 3. The second part of the reliability inquiry is therefore satisfied by DOE regulatory oversight, in addition to NERC's reliability enforcement.

III. FINDINGS AND DECISION

A. Research Power Corporation Meets the Statutory Requirements to Export Electric Energy to Canada

[12] DOE issues Presidential permits pursuant to Executive Order 10,485, as amended by Executive Order 12,038. *See* 10 C.F.R. §§ 205.320-205.329.

[13] *See, e.g.*, *AEP Tex. Cent. Co.*, Order No. PP-317, at 2-3 (Jan. 22, 2007); *Mont. Alta. Tie Ltd.*, Order No. PP-305, at 2-4 (Nov. 17, 2008).

As explained above, DOE has assessed the impact that the proposed export would have on the reliability of the United States electric power supply system. DOE has determined that the export of electric energy to Canada by Research Power Corporation, as ordered below, would not impair the sufficiency of electric power supply within the United States and would not impede or tend to impede the coordination in the public interest of facilities within the meaning of FPA § 202(e).

B. Research Power Corporation Qualifies for a NEPA Categorical Exclusion for Exports of Electric Energy

Research Power Corporation's Application qualifies for DOE's categorical exclusion for exports of electric energy under the National Environmental Policy Act of 1969, as amended (NEPA), 42 U.S.C. § 4321 *et seq*. DOE's NEPA Implementing Procedures (June 2025) set forth this categorical exclusion, codified as "B4.2," as follows:

> Export of electric energy as provided by Section 202(e) of the Federal Power Act over existing transmission lines or using transmission system changes that are themselves categorically excluded.

10 C.F.R. Part 1021, App. B, § B4.2.

DOE has determined that actions in this category do not normally have a significant effect on the human environment and that, therefore, neither an environmental assessment nor an environmental impact statement normally is required. 10 C.F.R. § 1021.102(a).

To invoke this categorical exclusion, DOE must determine that, in relevant part, "[t]here are no extraordinary circumstances related to the proposal that may affect the significance of the environmental effects of the proposal." 10 C.F.R. § 1021.102(b)(2). "Extraordinary circumstances" include "unique situations" such as "scientific controversy about the environmental effects of the proposal; uncertain effects or effects involving unique or unknown risks; and unresolved conflicts concerning alternative uses of available resources." *Id*. DOE finds that granting Research Power Corporation's request for export authorization does not present such extraordinary circumstances. Research Power Corporation seeks to deliver electricity over existing international electric transmission facilities, which fits squarely within the B4.2 categorical exclusion. For these reasons, DOE will not require more detailed NEPA review in connection with this Application.

C. Conclusion

DOE grants Research Power Corporation's request for export authorization. Research Power Corporation is authorized to export electricity to Canada over any authorized international transmission facility that is appropriate for open access transmission by third parties, subject to the limitations and conditions described in this Order. The authorization shall be effective for a five (5) year term consistent with DOE's standard term for new electricity export authorizations.

IV. DATA COLLECTION AND REPORTING REQUIREMENTS

The responsibility for the data collection and reporting under orders authorizing electricity exports to a foreign country currently rests with the U.S. Energy Information Administration (EIA) within DOE. The Applicant is instructed to follow EIA instructions in completing this data exchange. Questions regarding the data collection and reporting requirements can be directed to EIA by email at EIA4USA@eia.gov or by phone at 1-855-342-4872.

Additionally, any change to the tariff of an entity with an export authorization must be provided to DOE's Grid Deployment Office via email at *electricity.exports@hq.doe.gov*. 10 C.F.R. § 205.308(b).

V. COMPLIANCE

Obtaining a valid order from DOE authorizing the export of electricity under FPA § 202(e) is a necessary condition before engaging in the export. Failure to obtain such an order or continuing to export after the expiration of such an order may result in a denial of authorization to export in the future and subject the exporter to sanctions and penalties under the FPA. DOE expects transmitting utilities owning border facilities and entities charged with the operational control of those border facilities, such as ISOs, RTOs, or balancing authorities, to verify that companies seeking to schedule an electricity export have the requisite authority from DOE to export such energy.

DOE expects Research Power Corporation to abide by the terms and conditions established for its authority to export electric energy to Canada, as set forth below. DOE intends to monitor Research Power Corporation compliance with these terms and conditions, including the requirement in paragraph G of this Order that Research Power Corporation create and preserve full and complete records and file reports with EIA as discussed above.

A violation of any of these terms and conditions, including the failure to submit timely and accurate reports, may result in the loss of authority to export electricity and subject Research Power Corporation to any applicable sanctions and penalties under the FPA.

VI. OPEN ACCESS POLICY

An export authorization issued under FPA § 202(e) does not impose a requirement on transmitting utilities to provide service. However, DOE expects transmitting utilities that own border facilities to provide open access transmission service across the border in accordance with the principles of comparable open access and non-discrimination contained in the FPA and articulated in FERC Order No. 888 (Promoting Wholesale Competition Through Open Access Non-Discriminatory Transmission Services by Public Utilities, FERC Statutes and Regulations ¶ 31,036 (1996)), as amended. The actual rates, terms, and conditions of transmission service should be consistent with the non-discrimination principles of the FPA and the transmitting utility's Open-Access Transmission Tariff on file with FERC.

All recipients of export authorizations, including owners of border facilities for which Presidential permits have been issued, are required by their export authorization to conduct operations in accordance with the applicable principles of the FPA and any pertinent rules, regulations, directives, policy statements, and orders adopted or issued thereunder, including the comparable open access provisions of FERC Order No. 888, as amended. Cross-border electric trade ought to be subject to the same principles of comparable open access and non-discrimination that apply to transmission in interstate commerce. *See Enron Power Mktg., Inc. v. El Paso Elec. Co.*, 77 FERC ¶ 61,013 (1996), *reh'g denied*, 83 FERC ¶ 61,213 (1998). Thus, DOE expects owners of border facilities to comply with the same principles of comparable open access and non-discrimination that apply to the domestic, interstate transmission of electricity.

VII. ORDER

Accordingly, pursuant to FPA § 202(e) and the Rules and Regulations issued thereunder (10 C.F.R. §§ 205.300-309), it is hereby ordered that Research Power Corporation is authorized to export electric energy to Canada under the following terms and conditions:

(A) The electric energy exported by Research Power Corporation pursuant to this Order may be delivered to Canada over any authorized international transmission facility that is appropriate for open access transmission by third parties in accordance with the export limits authorized by DOE.

(1) The following international transmission facilities located at the United States border with Canada are currently authorized by Presidential permit and available for open access transmission:[14, 15]

Owner	**Location**	**Voltage**	**Permit No.**[16]
Bangor Hydro-Electric Company	Baileyville, ME	345 kV	PP-89
Basin Electric Power Cooperative	Tioga, ND	230 kV	PP-64
Bonneville Power Administration (BPA)	Blaine, WA	2x 500 kV	PP-10
	Nelway, WA	230 kV	PP-36
	Nelway, WA	230 kV	PP-46
CHPE, LLC	Champlain, NY	±230 kV DC	PP-481[17]

[14] This Order authorizes the export of electricity over any "authorized international transmission facility," which is intended to include both large transmission lines and smaller distribution lines that have received a Presidential permit. However, the list in subparagraph (A)(1) of current facilities only includes transmission lines.

[15] The Applicant submitted a list identifying currently authorized transmission facilities (Attachment 1 of the Application). However, as information about some of those facilities may have changed since the Application was submitted, the table of transmission facilities in this Order may differ from the Applicant's submission to reflect those changes.

[16] These Presidential permit numbers refer to the generic DOE permit number and are intended to include any subsequent amendments to the permit authorizing the facility.

[17] Currently under construction and not yet operational as of September 2025.

Eastern Maine Electric Cooperative	Calais, ME	69 kV	PP-32
International Transmission Company	Detroit, MI	230 kV	PP-230
	Marysville, MI	230 kV	PP-230
	St. Claire, MI	230 kV	PP-230
	St. Claire, MI	345 kV	PP-230
Lake Erie Connector Transmission, LLC	Erie County, PA	320 kV	PP-412[18]
Long Sault, Inc.	Massena, NY	2x 115 kV	PP-24
Maine Electric Power Company	Houlton, ME	345 kV	PP-43
Minnesota Power, Inc.	International Falls, MN	115 kV	PP-78
Minnesota Power, Inc.	Roseau County, MN	500 kV	PP-398
Minnkota Power Cooperative	Roseau County, MN	230 kV	PP-61
Montana Alberta Tie Ltd.	Cut Bank, MT	230 kV	PP-399
NECEC Transmission LLC	Beattie Twp, ME	±320 kV	PP-438[19]
New York Power Authority	Massena, NY	765 kV	PP-56
	Massena, NY	2x 230 kV	PP-25
	Niagara Falls, NY	2x 345 kV	PP-74
	Devils Hole, NY	230 kV	PP-30
Niagara Mohawk Power Corp.	Devils Hole, NY	230 kV	PP-190
Northern States Power Company	Red River, ND	230 kV	PP-45
	Roseau County, MN	500 kV	PP-63
	Rugby, ND	230 kV	PP-231
Sea Breeze Olympic Converter LP	Port Angeles, WA	±450 kV DC	PP-299[20]
TDI New England	Alburgh, VT	±320 kV DC	PP-400[21]

[18] These transmission facilities have been authorized but not yet constructed or placed into operation.
[19] These transmission facilities have been authorized but not yet constructed or placed into operation.
[20] These transmission facilities have been authorized but not yet constructed or placed into operation.
[21] These transmission facilities have been authorized but not yet constructed or placed into operation.

Vermont Electric Power Co.	Derby Line, VT	120 kV	PP-66
Vermont Electric Transmission Co.	Norton, VT	±450 kV DC	PP-76
Vermont Transco LLC	Highgate, VT	120 kV	PP-82
Versant Power	Fort Fairfield, ME	69 kV	PP-497
	Madawaska, ME	138 kV	PP-498
	Easton, ME	7.2 kV	PP-499
	Baileyville, ME	345kV	PP-500

(2) The following are the authorized export limits for the international transmission lines listed above in subparagraph (A)(1):

(a) Exports by Research Power Corporation made pursuant to this Order shall not cause the total exports on facilities authorized by Presidential Permit PP-64 (issued to Basin Electric Power Coop.) to exceed an instantaneous transmission rate of 150 megawatts (MW). The gross amount of energy that Research Power Corporation may export over the PP-64 facilities shall not exceed 900,000 megawatt-hours (MWH) during any consecutive 12-month period.

(b) Exports by Research Power Corporation made pursuant to this Order shall not cause the total exports on the facilities authorized by Presidential Permit PP-32 (issued to Eastern Maine Electric Coop.) to exceed an instantaneous transmission rate of 15 MW. The gross amount of energy that Research Power Corporation may export over the PP-32 facilities shall not exceed 7,500 MWH annually.

(c) Exports by Research Power Corporation made pursuant to this Order shall not cause the total exports on a combination of the facilities authorized by Presidential Permit PP-481-2 (issued to CHPE, LLC) to exceed an instantaneous transmission rate of 1,250 MW.

(d) Exports by Research Power Corporation made pursuant to this Order shall not cause the total exports on a combination of the facilities authorized by Presidential Permit PP-230 (issued to International Transmission Company) to exceed a coincident, instantaneous transmission rate of 2.2 billion volt-amperes (2,200 MVA).

(e) Exports by Research Power Corporation made pursuant to this Order shall not cause the total exports on a combination of the facilities authorized by Presidential Permit PP-412-1 (issued to Lake Erie Connector Transmission, LLC) to exceed an instantaneous transmission rate of 1,000 MW.

(f) Exports by Research Power Corporation made pursuant to this Order shall not cause the scheduled rate of transmission over a combination of facilities

authorized by Presidential Permits PP-43 (issued to Maine Electric Power Company) and PP-500 (issued to Bangor Hydro-Electric) to exceed 550 MW.

(g) Exports by Research Power Corporation made pursuant to this Order shall not cause the total exports on the combination of facilities authorized by Presidential Permits PP-497 and PP-498 (issued to Versant Power) to exceed a coincident, instantaneous transmission rate of 134 MW.

(h) Exports by Research Power Corporation made pursuant to this Order shall not cause total exports on the facilities authorized by Presidential Permit PP-78-1 (issued to Minnesota Power, Inc.) to exceed an instantaneous transmission rate of 100 MW. Exports by Research Power Corporation may cause total exports on the PP-78-1 facilities to exceed 100 MW only when total exports between the Mid-Continent Area Power Pool (MAPP) and Manitoba Hydro are below maximum transfer limits and/or whenever operating conditions within the MAPP system permit exports on the PP-78-1 facilities above the 100-MW level without violating established MAPP reliability criteria. However, under no circumstances shall exports by Research Power Corporation cause the total exports on the PP-78-1 facilities to exceed 150 MW.

(i) Exports made by Research Power Corporation pursuant to this Order shall not cause total exports on the facilities authorized by Presidential Permit PP-398 (issued to Minnesota Power, Inc.) to exceed an instantaneous transmission rate of 750 MW.

(j) Exports by Research Power Corporation made pursuant to this Order shall not cause total exports on a combination of the international transmission lines authorized by Presidential Permits PP-45 and PP-63 (issued to Northern States Power Company), PP-61 (issued to Minnkota Power), and PP-231 (issued to Northern States Power Company, d/b/a Excel Energy Inc. (Xcel)), to exceed an instantaneous transmission rate of 700 MW on a firm basis and 1,050 MW on a non-firm basis.

(k) Exports by Research Power Corporation made pursuant to this Order shall not cause the total exports on the facilities authorized by Presidential Permit PP-66 (issued to Vermont Electric Power Co.) to exceed an instantaneous transmission rate of 50 MW. The gross amount of energy that Research Power Corporation may export over the PP-66 facilities shall not exceed 50,000 MWH annually.

(l) Exports by Research Power Corporation made pursuant to this Order shall not cause the total exports on the facilities authorized by Presidential Permit PP-56 (issued to NYPA) to exceed an instantaneous transmission rate of 1,000 MW.

(m) Exports by Research Power Corporation made pursuant to this Order shall not cause: (a) the total exports on the facilities authorized by Presidential Permits PP-25, PP-30, PP-74 (issued to NYPA), and PP-190 (issued to Niagara Mohawk Power Corp.) to exceed a combined instantaneous transmission rate of 1,650

MW; and (b) the total exports on the 115-kV facilities authorized by Presidential Permit PP-24 (issued to Long Sault, Inc.) to exceed an instantaneous transmission rate of 100 MW. In addition, the gross amount of energy that Research Power Corporation may export over the PP-24 facilities shall not exceed 300,000 MWH annually.

(n) Exports by Research Power Corporation made pursuant to this Order shall not cause total exports on the two 500-kV lines authorized by Presidential Permit PP-10, the 230-kV line authorized by Presidential Permit PP-36, and the 230-kV line authorized by Presidential Permit PP-46 (issued to BPA) to exceed the following limits:

Condition	PP-36 & PP-46 Limit	PP-10 Limit	Total Export Limit
All lines in service	400 MW	1500 MW	1900 MW
1-500 kV line out	400 MW	300 MW	700 MW
2-500 kV lines out	400 MW	0 MW	400 MW
1-230 kV line out	400 MW	1500 MW	1900 MW
2-230 kV line out	0 MW	1500 MW	1500 MW

(o) Exports by Research Power Corporation made pursuant to this Order shall not cause a violation of the following conditions as they apply to exports over the facilities authorized by Presidential Permit PP-76-1, as amended (issued to the Vermont Electric Transmission Company):

Exports Through	NEPOOL Load Condition	Export Limit
Comerford converter	Summer, Heavy	650 MW
Comerford converter	Winter, Heavy	660 MW
Comerford converter	Summer, Light	690 MW
Comerford converter	Winter, Light	690 MW
Comerford & Sandy Pond converters	All	2,000 MW

(p) Exports by Research Power Corporation made pursuant to this Order over the international transmission facilities authorized by Presidential Permit PP-399 (issued to Montana Alberta Tie Ltd.) shall not exceed an instantaneous transmission rate of 300 MW.

(q) Exports by Research Power Corporation made pursuant to this Order over the international transmission facilities authorized by Presidential Permit PP-438 (issued to NECEC Transmission LLC) shall not exceed an instantaneous transmission rate of 1,200 MW.

(r) Exports by Research Power Corporation made pursuant to this Order over the international transmission facilities authorized by Presidential Permit PP-299

(issued to Sea Breeze Olympic Converter LP) shall not exceed an instantaneous transmission rate of 550 MW.

(s) Exports by Research Power Corporation made pursuant to this Order shall not cause the total exports on a combination of the facilities authorized by Presidential Permit PP-400 (issued to TDI-New England) to exceed an instantaneous transmission rate of 1,000 MW.

(t) Exports by Research Power Corporation made pursuant to this Order shall neither cause the total exports on the facilities authorized by Presidential Permit PP-82-6 (issued to Vermont Transco LLC) to exceed an instantaneous transmission rate of 250 MW.

(B) Changes by DOE to the export limits in other orders shall result in a concomitant change to the export limits contained in subparagraph (A)(2) of this Order. Changes to the export limits contained in subparagraphs (A)(2)(l), (m), and (n) will be made by DOE after submission of appropriate information demonstrating a change in the transmission transfer capability between the electric systems in New York State and Ontario and New York State and Quebec, and between BPA and BC Hydro or BPA and West Kootenay Power. Notice of these changes will be provided to Research Power Corporation.

(C) Research Power Corporation shall obtain any and all other Federal and state regulatory approvals required to execute any power exports to Canada. The scheduling and delivery of electricity exports to Canada shall comply with all reliability criteria, standards, and guidelines of NERC, reliability coordinators, Regional Entities, RTOs, ISOs or balancing authorities, or their successors, as appropriate, on such terms as expressed therein, and as such criteria, standards, and guidelines may be amended from time to time.

(D) Exports made pursuant to this authorization shall be conducted in accordance with the applicable provisions of the FPA and any pertinent rules, regulations, directives, policy statements, and orders adopted or issued thereunder, including the comparable open access provisions of FERC Order No. 888, as amended.

(E) The authorization herein granted may be modified from time to time or terminated by further order of DOE. In no event shall such authorization to export over a particular transmission facility identified in subparagraphs (A)(1) and (2) extend beyond the date of termination of the Presidential permit or treaty authorizing such facility.

(F) This authorization shall be without prejudice to the authority of any state or state regulatory commission for the exercise of any lawful authority vested in such state or state regulatory commission.

(G) Research Power Corporation shall make and preserve full and complete records with respect to the electric energy transactions between the United States and Canada. Research Power Corporation shall collect and submit the data to EIA as required by and in accordance with the procedures of Form EIA-111, “Quarterly Electricity Imports and Exports Report,” and all successor forms.

(H) In accordance with 10 C.F.R. § 205.305, this export authorization is not transferable or assignable, except in the event of involuntary transfer by operation of law. Provided written notice of the involuntary transfer is given to DOE within 30 days, this authorization shall remain in effect temporarily. The authorization shall terminate unless an application for a new export authorization has been received by DOE within 60 days of the involuntary transfer. Upon receipt by DOE of such an application, this existing authorization shall continue in effect pending a decision on the new application. In the event of a proposed voluntary transfer of this authority to export electricity, the transferee and the transferor shall file a joint application for a new export authorization, together with a statement of the reasons for the transfer.

(I) Nothing in this Order is intended to prevent the transmission system operator from being able to reduce or suspend the exports authorized herein, as necessary and appropriate, whenever a continuation of those exports would cause or exacerbate a transmission operating problem or would negatively impact the security or reliability of the transmission system.

(J) Research Power Corporation has a continuing obligation to give DOE written notification as soon as practicable of any prospective or actual changes of a substantive nature in the circumstances upon which this Order was based, including but not limited to changes in authorized entity contact information or NERC compliance registry status.

(K) This authorization shall be effective as of October 21, 2025 and shall remain in effect for a period of five (5) years from that date. Application for renewal of this authorization may be filed within six (6) months prior to its expiration. Failure to provide DOE with at least one hundred and twenty (120) days to process a renewal application and provide adequate opportunity for public comment may result in a gap in Research Power Corporation's authority to export electricity.

Issued in Washington, D.C., on October 21, 2025.



Chris Wright
Secretary of Energy
U.S. Department of Energy

BEFORE THE UNITED STATES DEPARTMENT OF ENERGY

Federal Power Act Section 202(c) Emergency Order: Midcontinent Independent System Operator (MISO)	)))))

Exhibit to
Motion to Intervene and Request for Rehearing and Stay of
Public Interest Organizations

Exhibit 157

Grid Strategies' LTRA Analysis



Review of NERC's 2025 Long-Term Reliability Assessment

Adria E. Brooks, Michael Goggin, John D. Wilson

March 5, 2026

Prepared for Earthjustice, Natural Resource Defense Council, Sierra Club, and Environmental Defense Fund

Table of Contents

1. Executive Summary
2. Generation resource assumptions
3. Interregional transmission assumptions
4. Demand assumptions
5. Extreme event energy adequacy
6. Conclusions and solutions
7. Methodology

Executive Summary

The NERC LTRA assesses future regional resource adequacy risk. Re-assessment using a more complete accounting of generation, imports, and demand from other data sources results in lower risk.

Overall, the LTRA resource margins are much tighter than what may occur for four reasons.

First, the LTRA underestimates likely-to-connect power resources. Power resources in advanced development stages are projected to provide enough capacity to resolve the majority of shortfalls identified in the LTRA.

Second, the most significant risk to resource adequacy shortfalls are delays to generator interconnection. Actions that delay interconnection study, permitting, and/or construction for generation facilities increase the likelihood of shortfalls.

Third, the LTRA underestimates imports from one region to another. At levels seen historically during extreme events, these are sufficient to further alleviate resource inadequacy.

Furthermore, additional interregional transmission would lessen shortfall risk. The NERC-identified interregional transfer capability additions would help resolve many of the identified seasonal capacity and energy shortfalls.

Fourth, data centers may require significantly less power than expected. Combined with the other three corrections, this scenario could allow all regions to meet 2030 peak summer load and reserve needs.

With a clearer vision of the future and rapid action, the grid could be even more reliable in five years than it is today.

NERC's 2025 Long-Term Reliability Assessment is too pessimistic. This analysis explores three major categories of input assumptions that impact the regional risks NERC identified.

North American Electric Reliability Corporation (NERC)'s Long-Term Reliability Assessment (LTRA) importantly captures potential reliability issues for a snapshot in time. NERC relies on utility-reported input data in making its assessments. This data, by definition, does not account for national power sector trends or limitations—such as double-counting of prospective demand or generation—that can have large impacts on future risk.

In this analysis we compare NERC's input data and assumptions against other sources to explore how changes to inputs impact the severity of risk identified in the LTRA. We explore three categories of inputs: demand, generation resources, and interregional transmission.

As the LTRA highlights, reserve margins—the difference between electricity demand and available supply—are tightening across the country. We find that while these margins are tightening, the severity of that risk is likely less than reported in the LTRA.

Three major factors:



Generation Resources



Interregional Transmission



Demand for electricity

GridStrategies

SOURCE | NERC "2025 Long-Term Reliability Assessment (LTRA)" (Jan. 2026)

NERC's 2025 LTRA highlights important reliability concerns, but the severity of these concerns depends on the data used.

A reassessment of the LTRA regional seasonal adequacy using a more complete accounting of generation, imports, and demand from other data sources reveals different—and in many cases less dire—risk assessments for some regions.

- The LTRA generation forecast is based on an incomplete accounting of nearly built generation projects. A more reasonable expectation for generation growth can be determined from each region's interconnection queue.
- The LTRA import forecast excludes the opportunity for increased imports from new interregional transfer capability.
- The LTRA demand forecast is supplied by utilities and regional planners. The vast majority of the load growth in the LTRA forecast is based on utility large load forecasts. Some of this load is uncommitted and may not materialize or it may curtail during peak periods.

The combination of low generation, low import, and high demand assumptions used in the 2025 LTRA resulted in resource margins appearing tighter than may actually materialize.

A comparison of the aggregated resource margins from NERC's LTRA and other national, reputable data sources, which account for the above three factors, is shown to the right. This chart is explained in the Methodology.

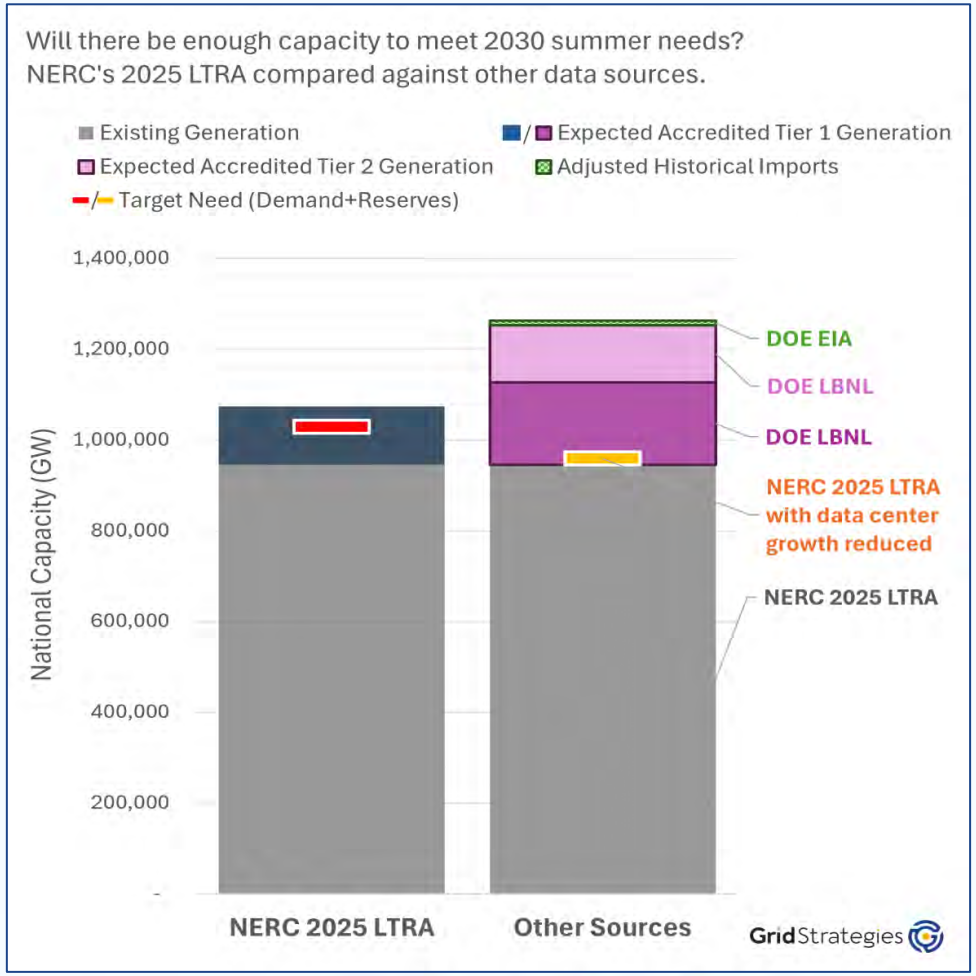

SOURCE | NERC "2025 LTRA" (2026); NERC "ES&D" (2026); Wilson, J., et al. (2025; Rand, J. et al. (2025); EIA, "About the EIA-930 data" (accessed Feb. 2026)

Implementing currently available solutions will help all regions alleviate the identified capacity and energy risks.



Resource supply is available to meet rising needs but is encountering roadblocks. Potential solutions include:

- More efficient interconnection queues for all resources
- Permitting certainty and reduced construction delays for needed grid infrastructure
- Adopting reforms to increase coordination between transmission planning and generator interconnection



Additional import capability would help alleviate tight reserve margins. Potential solutions include:

- Appropriately valuing the resource adequacy (capacity) contribution of interregional transmission
- Comprehensive transmission planning processes that consider both firm and non-firm imports
- Acting on NERC's recommended interregional transfer capability additions



Tightening reserve margins are driven primarily by demand growth from large source loads, such as data centers. Potential solutions include:

- Reducing the uncertainty and lack of transparency in load forecasts
- Regulatory solutions to connect large loads reliably

Generation Resource Assumptions

NERC only considered resources with executed interconnection agreements when determining shortfall risk.

All resources must undergo interconnection studies to identify any grid upgrades that may be necessary to reliably connect. At the end of the interconnection queue process, an interconnection agreement (IA) is executed. NERC considers any resource that has an executed IA as **Tier 1**.

To be resource adequate, a region must have enough future capacity and imports to meet load and reserve margins ("target"). NERC only counts Tier 1 resources toward future resources in the LTRA. NERC identifies three regions* that may be short of 2030 summer capacity needs using its assumptions. Two regions only exceed their target by less than 3%, marked here as "near miss" regions.

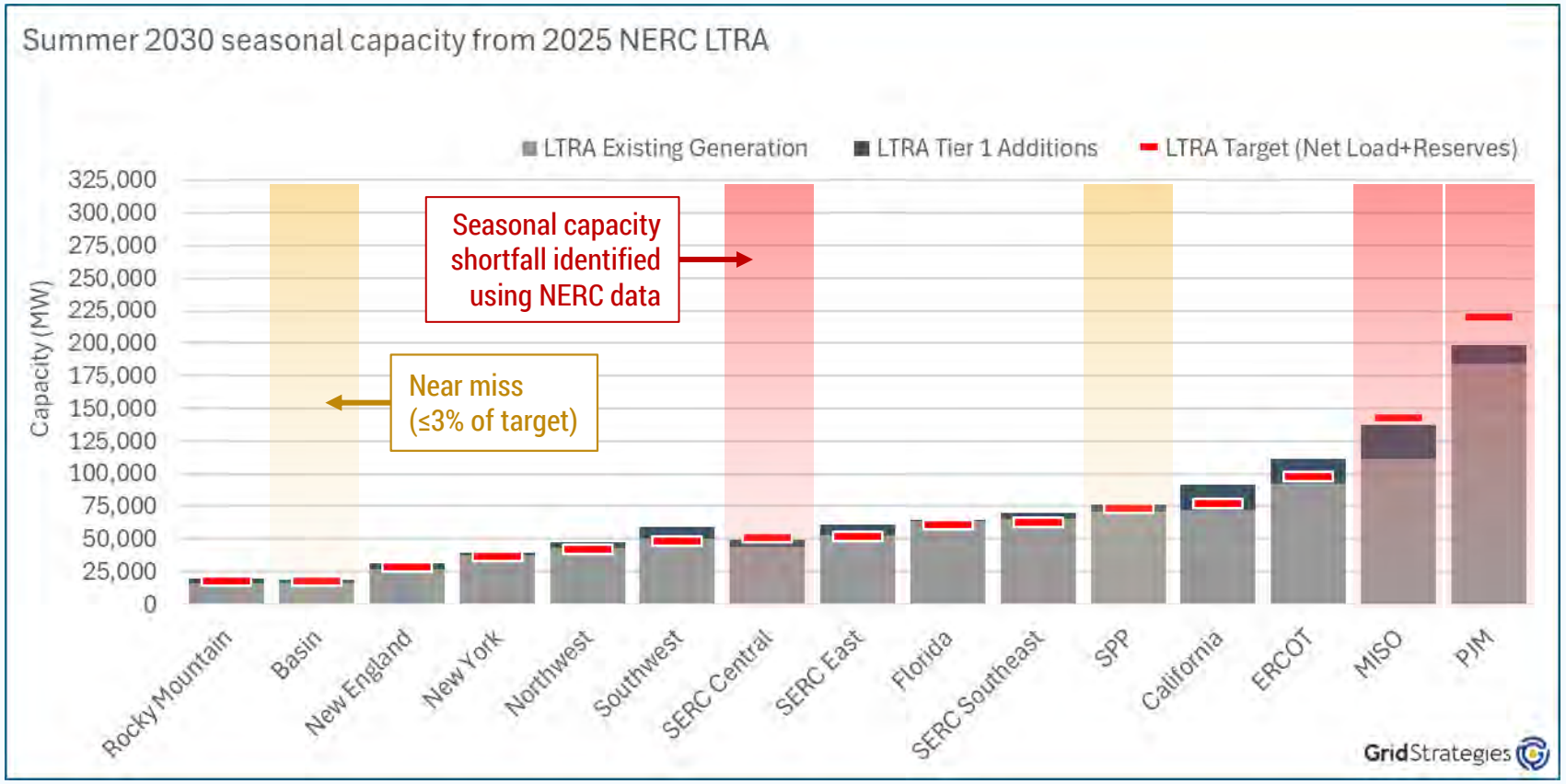

*NERC did not identify SERC Central as a heightened risk region though it is shown to be short of future capacity using the LTRA source data, perhaps because they did not identify elevated energy inadequacy risk despite the seasonal capacity shortfall in the region. We highlight it as elevated risk given the identified seasonal capacity shortfall.

GridStrategies

SOURCE | NERC "2025 LTRA" (2026); NERC "2025 Electricity Supply & Demand (ES&D)" (Jan. 2026)

The amount of resource capacity with executed interconnection agreements in the LTRA is lower than that compiled by LBNL.

The U.S. Department of Energy (DOE)'s Lawrence Berkley National Laboratory (LBNL) tracks interconnection queue data across all regions and is a reputable source of high-quality data. The LBNL data suggests more accredited **Tier 1** resource capacity is available nationwide than is recorded in the LTRA, though regional allocations vary. The mismatch in data could be due to different processing methods, collection periods, and, importantly, resource accreditation methods.*

Using the LBNL data paints a different future risk picture than the LTRA—only two regions show 2030 summer shortfalls. This highlights how sensitive risk assessments are to their input data.

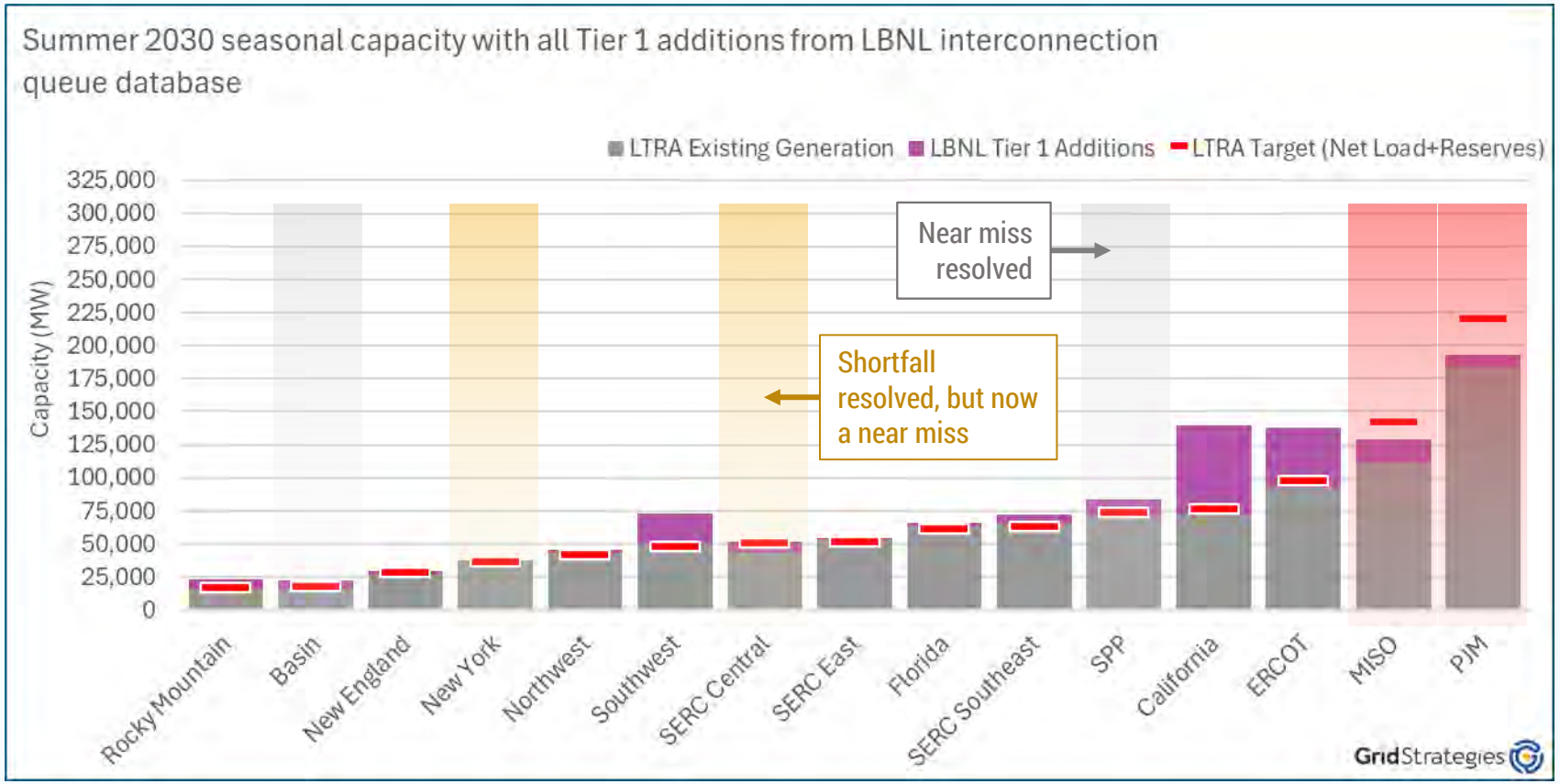

*All LBNL generation capacity used in this analysis has been discounted using regional, seasonal, and resource-specific accreditation methods, to show the expected generation capacity during peak load. Utilities do not uniformly report seasonal or resource-specific accredited capacity to NERC for use in the LTRA, which, as NERC highlights, may inaccurately account for the capacity availability during peak load (LTRA at 9, 44, 60, 71, 76, 122). See the Methodology for more information.

GridStrategies

SOURCE | NERC "2025 LTRA" (2026); NERC "ES&D" (2026); Rand, J. et al. "Interconnection Queue Dataset & Summarized Data Files, through 2024" (Aug. 2025)

There are more resources under development in each region than those with executed IAs. Providing a path to interconnection for these resources helps alleviate risk.

NERC considers any resource that has begun system studies, but has not yet completed them, to be a **Tier 2** resource. According to LBNL data, there is nearly five times the accredited Tier 2 resource capacity with planned in-service dates by 2030 nationwide than NERC-counted Tier 1 as well as three times the NERC-counted Tier 2 summer 2030 resource capacity.

NERC does not include any Tier 2 capacity in the LTRA shortfall analysis. Inclusion of this capacity suggests that regions could be at less risk of seasonal shortfalls than illustrated in the LTRA.

But this is only true if there are clear pathways for interconnection of these resources. LBNL research shows that generators are facing increasing delays in the interconnection study and post-study phases. These delays contribute to project cancellations, which is dangerous for seasonal resource adequacy.

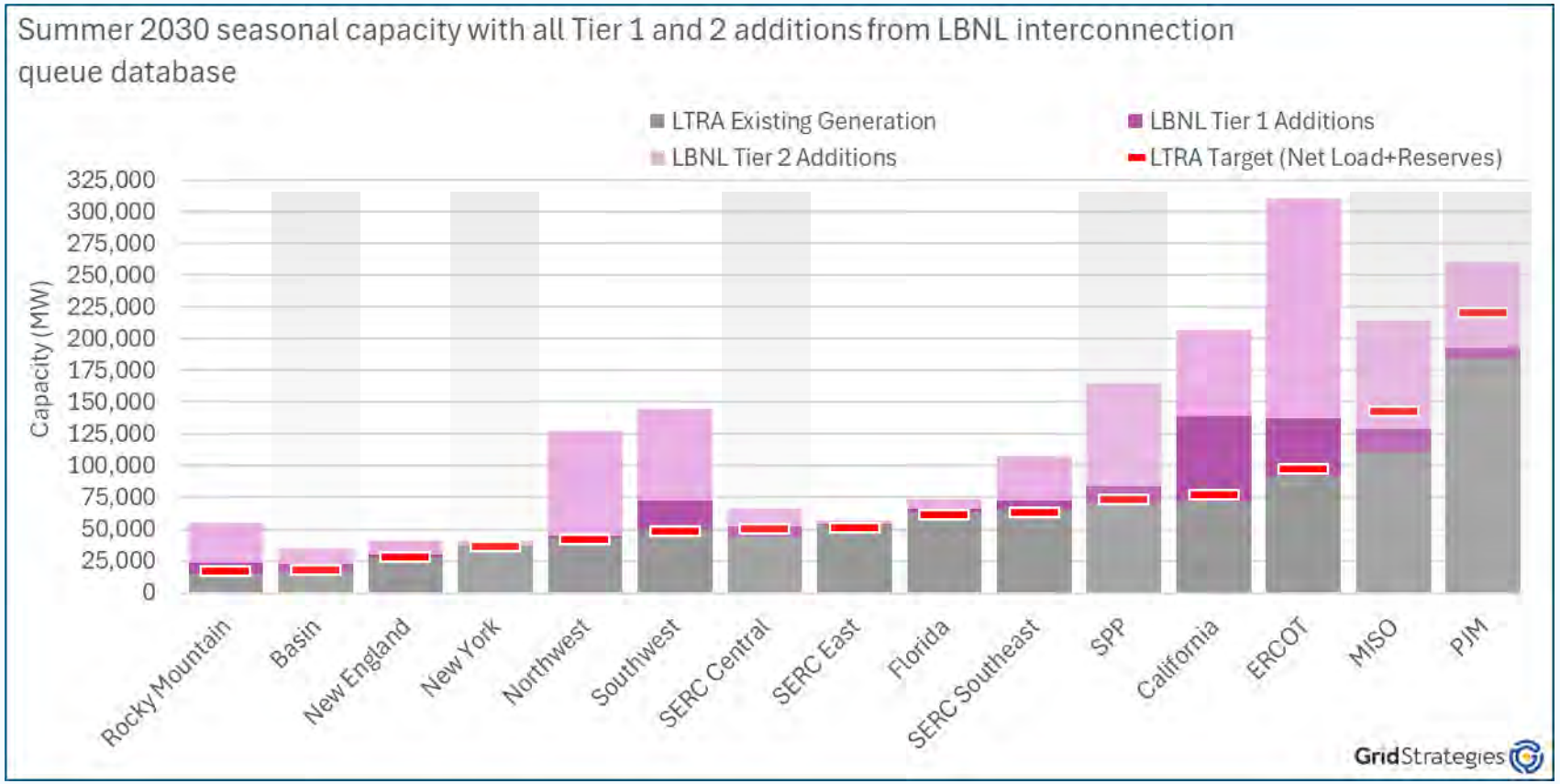

GridStrategies

SOURCE | NERC "2025 LTRA" (2026); NERC "ES&D" (2026); Rand, J. et al. (2025)

Even when accounting for likely resource cancellations in the queue and post-queue phases, LBNL data suggests enough resources could connect to meet most regions' 2030 capacity needs.

It is unlikely that all Tier 1 and Tier 2 resources will connect to the grid. LBNL analysis shows as much as 85% of resources that enter the queues fails to connect to the grid ("withdrawal rates"), including facilities with executed IAs.

Rather than omit all Tier 2 data to account for the risk of cancellations (as done in the LTRA), we apply historic region-specific and phase-specific withdrawal rates to the LBNL data to estimate how much may connect to the grid by 2030.

Consideration of likely-to-connect resources currently in the interconnection queues resolves the majority of identified seasonal adequacy shortfalls. The resolution of shortfalls shown here is accomplished without a delay to announced resource retirements.

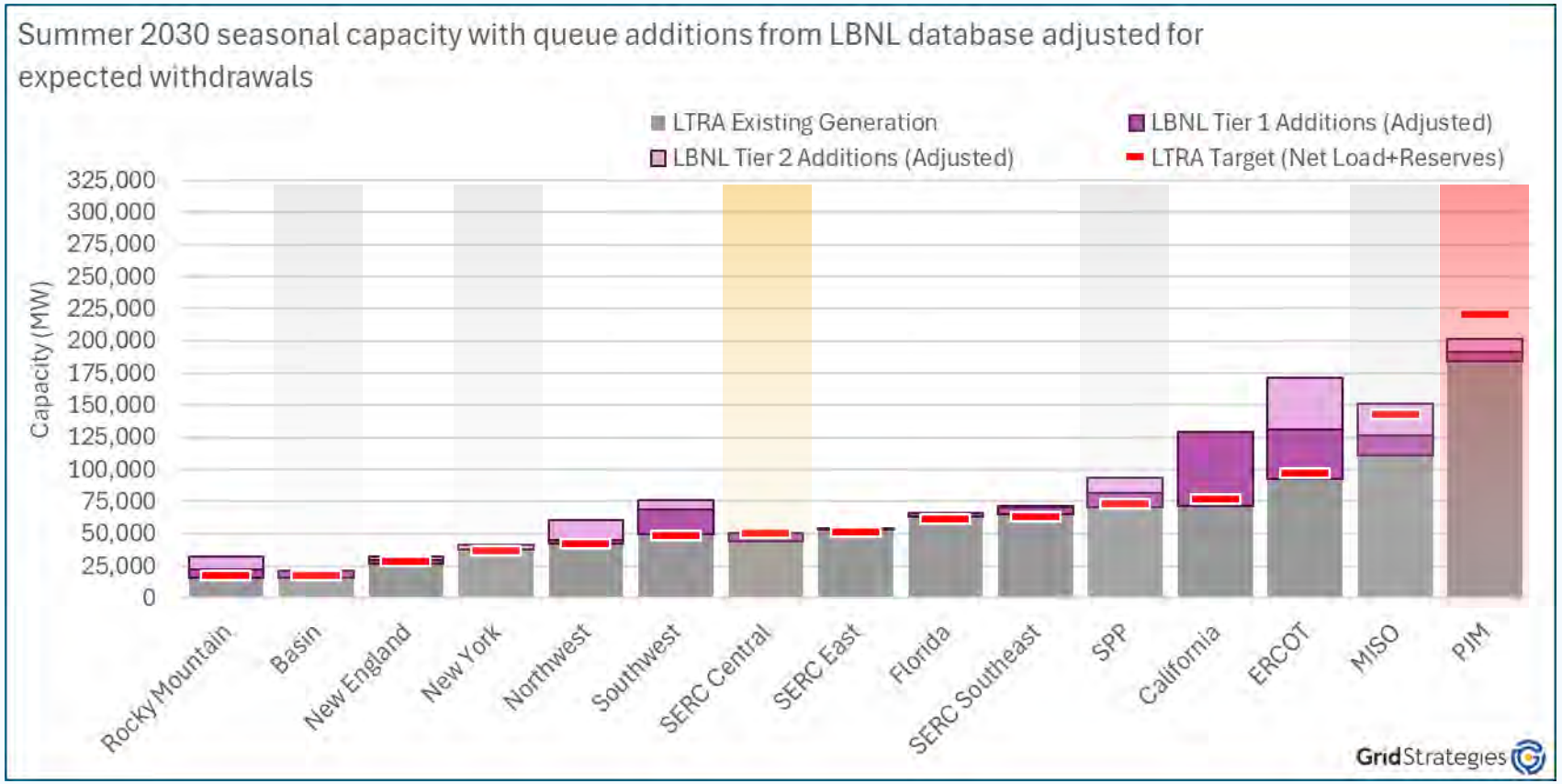

SOURCE | NERC "2025 LTRA" (2026); NERC "ES&D" (2026); Rand, J. et al. (2025)

Delays in the study, permitting, and/or construction phases to resources already in the queues—including wind and solar facilities—could jeopardize meeting regional seasonal capacity needs.

Additional permitting or equipment procurement steps applied to facilities increases their time to interconnection or results in project cancellation outright. Unnecessary hurdles for facilities waiting to interconnect could jeopardize huge amounts of resource capacity in advanced stages of development.

Shown here is the amount of likely-to-connect Tier 1 and 2 resource capacity from the LBNL data, broken out into variable (wind and solar) and non-variable resources.

Actions which delay permitting or construction for variable generation facilities could prevent large portions of the Midwestern, Southeastern, and Western regions from maintaining resource adequacy where they otherwise would be able to.

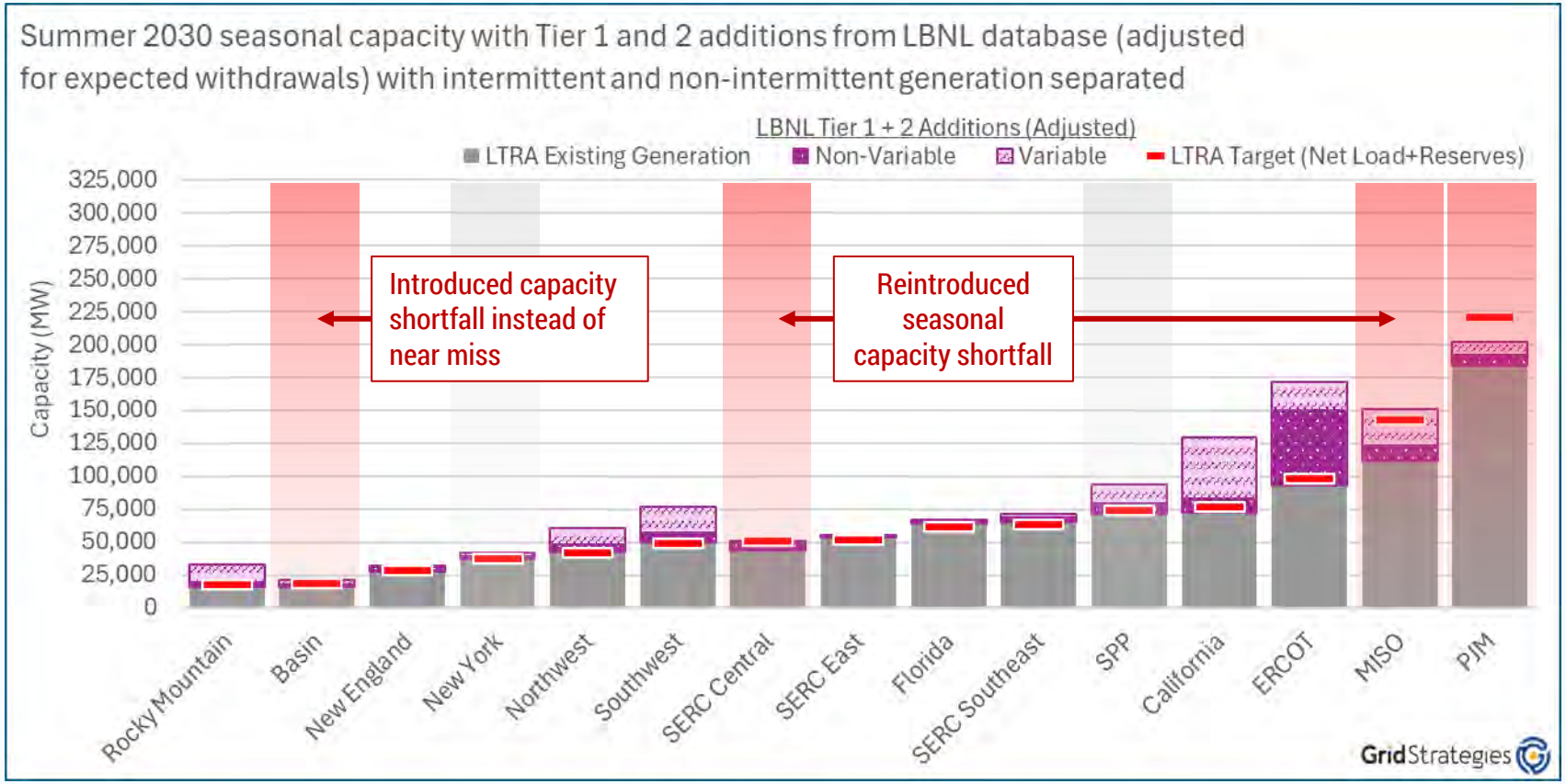

GridStrategies

SOURCE | NERC "2025 LTRA" (2026); NERC "ES&D" (2026); Rand, J. et al. (2025)

Interregional Transmission Assumptions

Interregional transmission helps to alleviate capacity adequacy concerns, especially during times of grid stress.

One of the many benefits of interregional transmission is the ability to move power between regions during times of grid stress. The availability of imports is primarily due to net load diversity among regions due to timing differences in peak demand and generation unavailability, particularly during severe weather events. Weather patterns and extreme grid events do not impact all regions equally, so there is often spare capacity in a neighboring region that could be shared during times of need. As a result, this benefit will largely persist even if reserve margins in neighboring regions are lower going forward. This phenomenon is well documented in several studies.

The LTRA only includes firm interregional capacity transfers in assessing anticipated reserve margins, which NERC defines as transfers with firm contracts. This ignores the historical role of "non-firm" imports, which are available during extreme events. For example, MISO imported over 13 GW during Winter Storm Uri, of which 5 GW was in turn exported to SPP, imports that literally kept the lights on in those regions.

Sharing of power can only occur, of course, if enough interregional transmission exists to move the available power. NERC acknowledged this in their 2024 Interregional Transfer Capability Study (ITCS) where they measured the amount of interregional transmission capacity that should be added to each region to help support energy adequacy. The ITCS analysis looks at peak grid stress days for each region and determines if excess capacity is likely to be available in neighboring regions during those same hours. It then suggests interregional transmission capacity be added to move that excess generation.

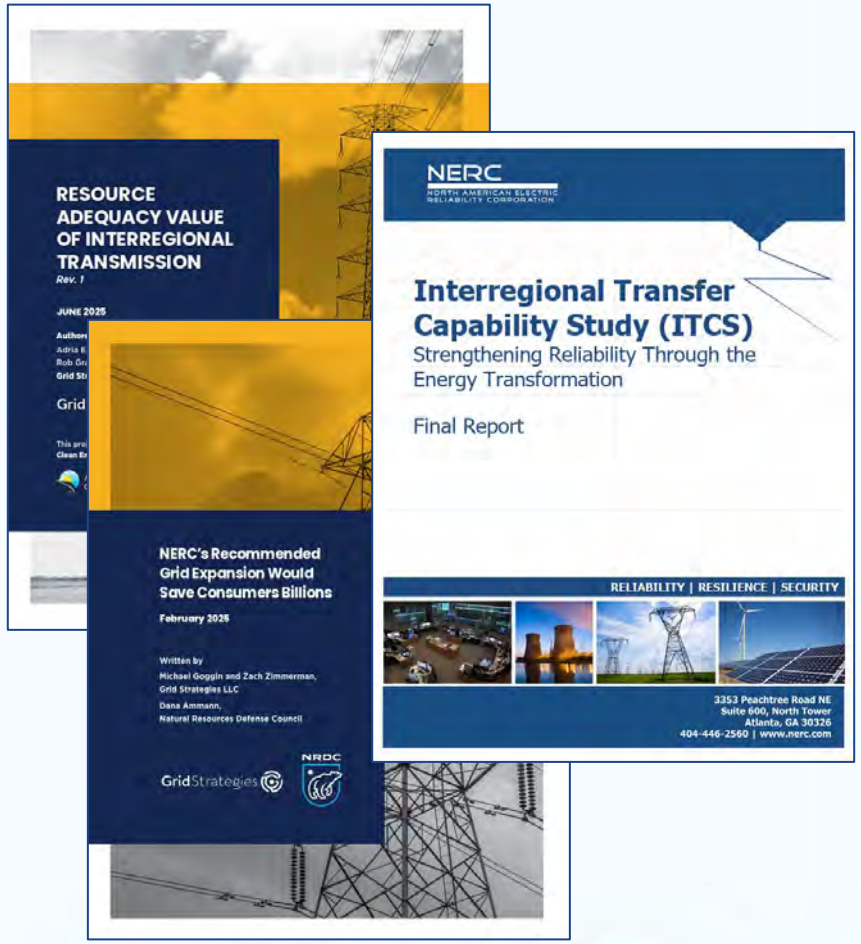

GridStrategies

Source | NERC "Interregional Transfer Capability Study" (2024); Goggin, M., Zimmerman, Z., Amman, D., "NERC's Recommended Grid Expansion would Save Consumers Billions" (2025); Brooks, A., Silverstein, A., Gramlich, R., "The Resource Adequacy Value of Interregional Transmission" (2025)

The LTRA only counts firm imports, omitting non-firm imports. Some regional stress is alleviated when combining the LTRA capacity assumptions with historical non-firm import availability.

The LTRA only includes firm interregional capacity transfers in assessing anticipated reserve margins, which NERC defines as transfers with firm contracts. This ignores non-firm imports over interregional transmission lines that have been available during historical grid stress events.

Hourly regional import and export data collected by the U.S. Energy Information Administration (EIA) confirm regions import significantly more during periods of peak demand than the LTRA assumes.

The inclusion of non-firm imports that are historically available during extreme events helps further alleviate resource inadequacy.

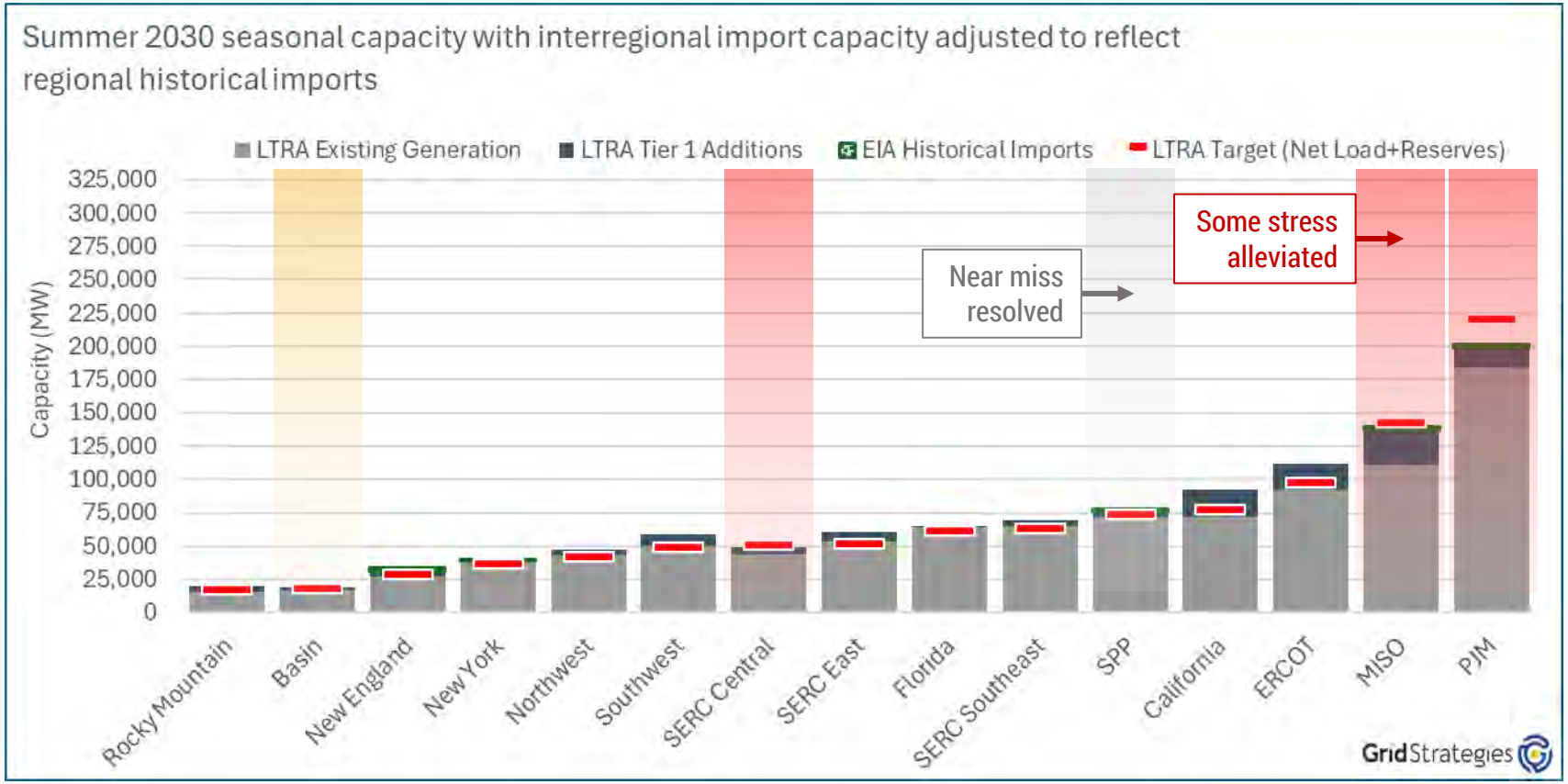

SOURCE | NERC "LTRA" (Jan. 2026); NERC "ES&D" (Jan. 2026); U.S. EIA "About the EIA-930 data" (accessed Feb. 2026)

The combination of NERC-identified increased transfer capability and reasonable resource assumptions from the interconnection queues provides even more security to avoid shortfalls.

The combination of interregional transmission additions suggested by NERC's ITCS and reasonable generation additions using LBNL queue data would provide regions with additional capacity to weather seasonal grid stress events.

The addition of new NERC-identified transfer capability would likely resolve many of the identified seasonal capacity and energy shortfalls.

All transmission takes a long time to develop, but this is especially true for interregional transmission. Unfortunately, the NERC-identified interregional transfer capability additions are unlikely to be built by 2030 under the status quo. Legislative and regulatory action taken now could accelerate the construction of these prudent additions.

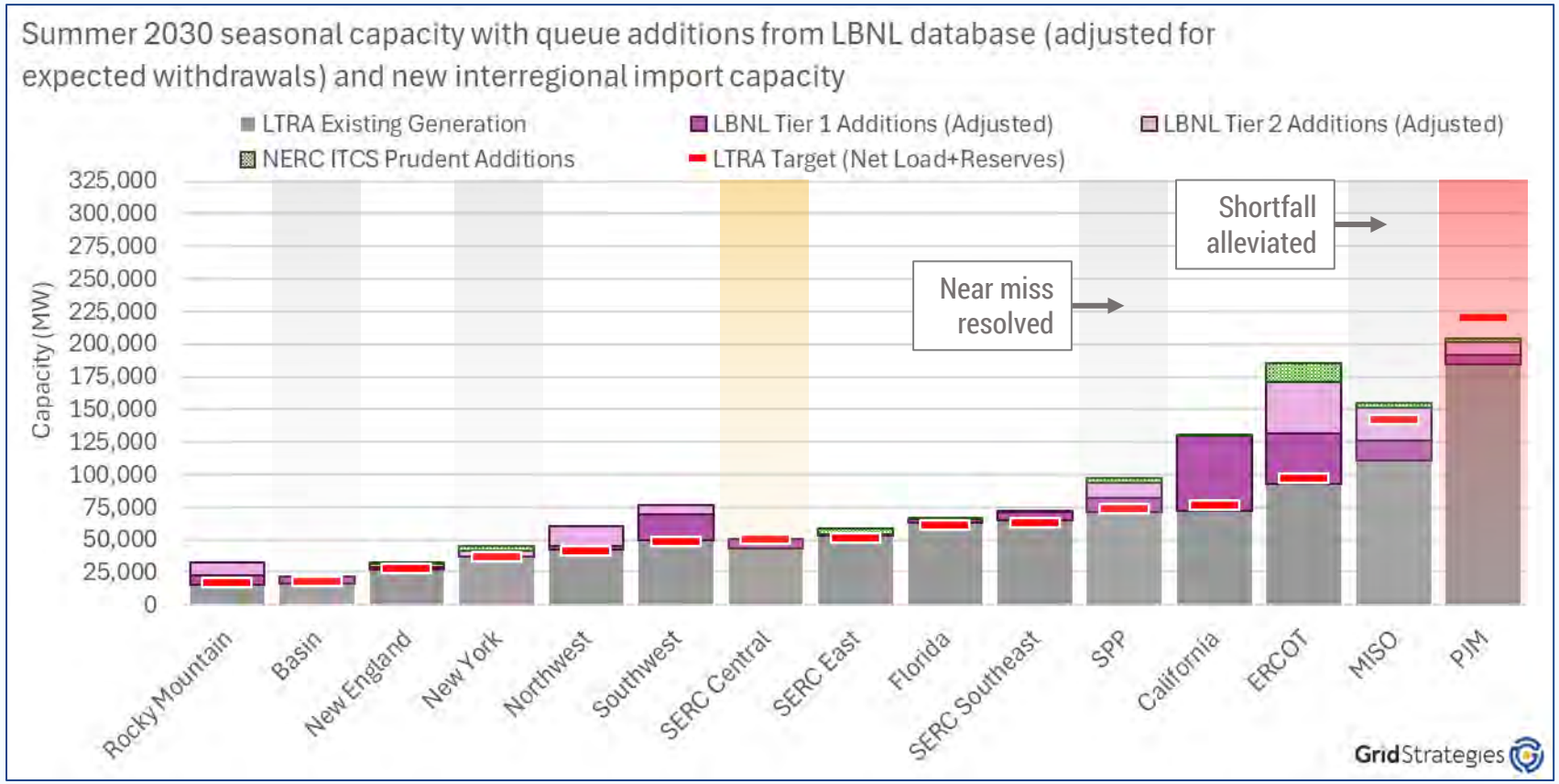

SOURCE | NERC "2025 LTRA" (2026); NERC "ES&D" (2026); Rand, J. et al. (2025)

Demand Assumptions

The load growth in the LTRA is based on utility projections that, in some cases, are based on overstated assumptions.

NERC compiled the LTRA load growth forecast by rolling up projections from utilities and regional grid operators. Large load forecasts are uncertain and could overstate load growth for several reasons.

Reliance on customer data: Large load forecasts rely primarily on customer-supplied information.

- Data centers, in particular, are constrained by global supply chains. There is no clear method for individual load forecasts to account for how supply chain constraints will affect specific projects.
- Load forecasts lack visibility into customers' overall business plans. There may be "double counting" as data center operators develop more sites as options than they intend to build. The LTRA includes all loads with "development commitments necessary to drive grid planning studies." In contrast, the LTRA only counts generators that have completed all planning studies and signed an interconnection agreement.
- Many regulated utilities have an incentive to overstate load growth and interconnection success rates to justify additional rate-based investments in generation and other infrastructure.

Time lags: Producing and compiling load growth projections occurs months before the LTRA is released. Mounting delays in large load interconnection and policy changes appear to have slowed load growth since their compilation.

- Load interconnection queue backlogs and long lead times for power transformers and circuit breakers needed for interconnection are likely to delay commercial operation of many large load projects.
- As outlined in the following slides, new large loads from data centers, cryptocurrency mining, and hydrogen electrolysis could each face headwinds that are not fully accounted for in the LTRA.
- Recent policy changes are reducing load growth, such as the recent termination or restriction of federal tax credits for electric vehicles, heat pumps, hydrogen electrolysis, and advanced manufacturing.

Drivers of Load Growth (2025 – 2030)

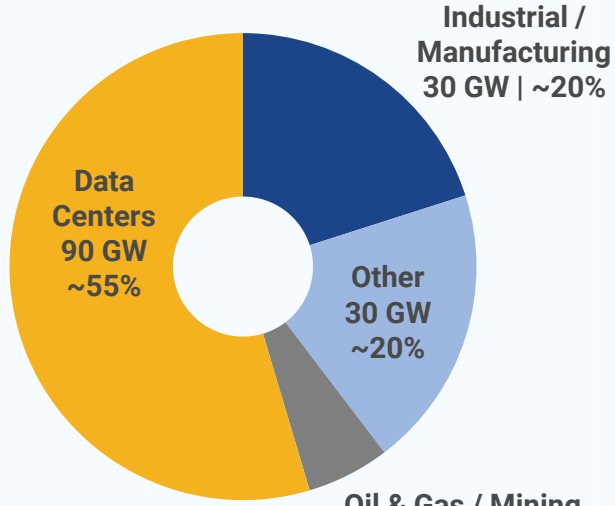

Load flexibility: Regulations and utility tariffs are beginning to require some large loads to provide demand response or backup generation during periods of peak demand. ERCOT's load forecast includes substantial demand response for crypto mining facilities and assumes that new requirements for large load emergency curtailment would reduce peak demand growth by 84%.

GridStrategies

SOURCE | Wilson, J., et al. "Power Demand Forecasts Revised Up for Third Year Running, Led by Data Centers" (Nov. 2025)

Assumed data center load

The LTRA reasonably states that, “New data centers for artificial intelligence and the digital economy account for most of the projected increase in North American electricity demand over the next 10 years.” However, the growth of data centers and their contribution to peak demand may be overstated due to:

- **Supply chain shortages of chips and other key inputs.** TD Cowen estimated that due to chip limitations, U.S. data center growth would be limited to 65 GW (orange bar), about two-thirds of the data center growth assumed for the U.S. alone in the LTRA (blue).
- **Financial constraints.** Wall Street analysts have expressed concerns that expected revenues are insufficient to sustain the overall industry trajectory for AI data center investment.
- **Load flexibility.** Data centers may be able to use local generation and storage resources to reduce or eliminate their on-peak demand for grid power. Additionally, some types of data centers may opt to curtail their demand during peak periods without local supply. Curtailment activities such as these are unlikely to appear in utility forecasts of expected load. These practices may drive up annual energy use.

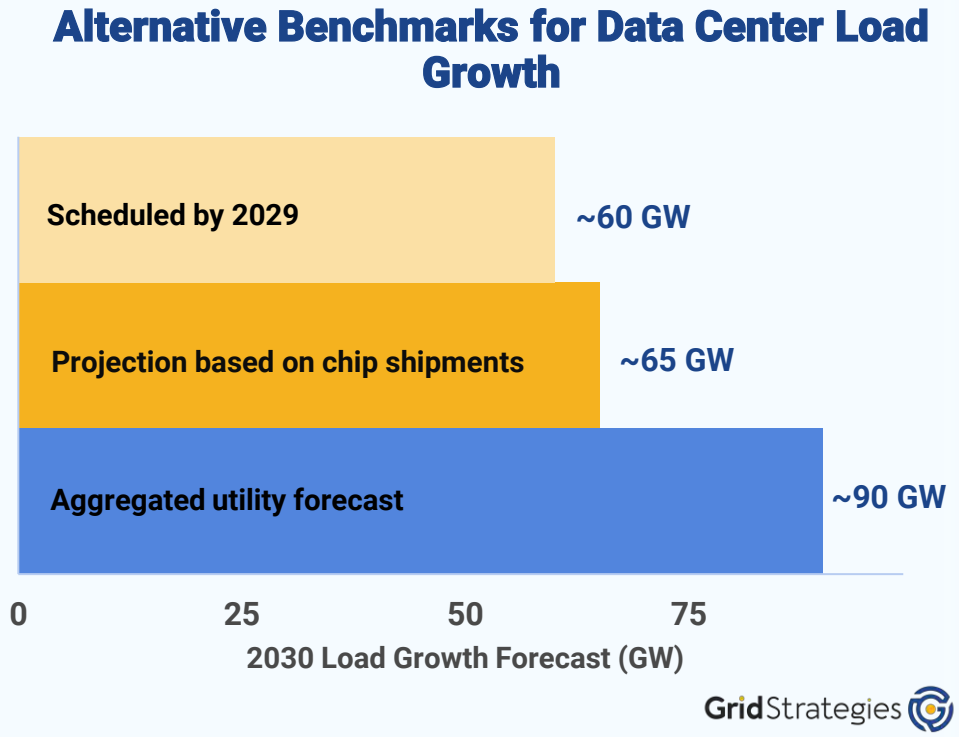

GridStrategies

SOURCE | TD Cowen, Data Centers, Generative AI, & Power Constraints: The Path Forward (May 2024); Bain & Company, “$2 trillion in new revenue needed to fund AI’s scaling trend” (Sept. 2025); Wilson, J., et al. (2025)

Assumed cryptocurrency mining load

Cryptocurrency mining accounts for about 7 GW or 15% of ERCOT's projected large load growth through 2030, though it is likely lower in other regions.

However, cryptocurrency mining data centers are understood to be more speculative than other data center types. Cryptocurrency mining facilities are highly modular and can be readily moved to different sites, even after they have been installed and put into service at a site. Unlike some types of data centers, they do not face major siting constraints due to concerns about latency or access to fiber networks. These factors increase the likelihood of "double counting."

In ERCOT, cryptocurrency mines routinely use demand response or price-sensitive demand bids to curtail demand during peak periods. If properly incentivized to do so, their contribution to peak demand can be reduced or eliminated.

Assumed Hydrogen Electrolyzer Load

Most hydrogen production load is forecast in ERCOT, where planned electrolyzers account for about 8-9 GW or 20% of ERCOT's projected large load growth through 2030. NYISO's load forecast used to include substantial hydrogen production, but it has been adjusted downward. Only a few other load forecasts mention hydrogen production, and at much lower volumes than in ERCOT. According to EIA data, the U.S. had only 116 MW of hydrogen electrolyzers in operation in 2024.

ERCOT's forecast may not reflect a full market response to congressional action to tighten the timeframe for projects to qualify for the Section 45V Clean Hydrogen Production Credit. The credit is now only available for facilities that begin construction by the end of 2027 instead of 2032.

The operation of planned electrolyzers is also difficult to forecast, but they are unlikely to fully contribute to peak load for two reasons:

- The tax credit depends on the carbon-intensity of electricity consumption. This will drive electrolyzers operation to hours with high renewable generation, which are unlikely to be periods of peak net load.
- Regardless of the tax credit, electrolyzers will tend not to operate on-peak because the electricity would be too expensive.

SOURCE | U.S. EIA "Electrolyzers are a small but growing source of U.S. hydrogen production" (2024)

Load flexibility can reduce the capacity needed for large loads

Nearly all the preceding categories of large loads can use demand response, on-site generation and storage, or price-responsive loads to reduce or eliminate their contribution to peak demand.

The LTRA assessment of ERCOT's planning reserve margin assumes that new requirements for large load emergency curtailment would reduce peak demand growth by 84%. Through 2035, as load grows by 59 GW, demand response grows by 50 GW. NERC states that it made this assumption because "signed into law in June 2025, Texas Senate Bill 6 directs the Public Utility Commission of Texas to establish uniform large-load interconnection standards that, among other things, provide ERCOT with new large-load curtailment management tools and ERCOT's authority to direct (or require transmission service providers to direct) large loads to curtail their load prior to and during declared energy emergency situations."

While there is considerable debate about the feasibility for some types of data centers to provide flexibility, ERCOT's requirement shows the potential impact on resource adequacy. Nonetheless, no other load forecasts used to inform the LTRA include similar load flexibility assumptions. As a result, a large share of the projected load growth in the LTRA for other regions could be negated if NERC likewise assumed, as it did for ERCOT, that large loads use some type of flexibility during peak periods. Large loads in these regions could use similar flexibility solutions. For example, Google has signed agreements with utilities to use flexibility to reduce peak load contributions from data centers in Indiana, Nebraska, Arkansas, and the Tennessee Valley Authority footprint (Google 2025).

A recent study estimates 30% of data centers may install flexible capability anyway to curtail during localized transmission system overload or contingency events, as a way to move to the front of lengthy interconnection backlogs by reducing the need for cost- and time-intensive grid upgrades (Thomas 2026). Data centers that are unable to curtail could use behind-the-meter resources during peak periods to reduce or eliminate their reliance on grid power.

GridStrategies

SOURCE | Google "How we're making data centers more flexible to benefit power grids" (Aug. 2025); Thomas, M. "Bypassing the Grid: How Data Centers Are Building Their Own Power Plants" (Feb. 2026)

Updating data center load forecasts based on chip-industry forecasts would allow nearly all regions to meet their 2030 target needs

NERC indicates that load growth in several regions is dominated by data centers. To highlight the impacts of uncertainty in data center growth projections in the LTRA, we introduce a scenario which reduces national 2030 data center growth by two-thirds. This reduction is distributed among the regions based on their individual forecasted data center load and is shown as a yellow target in the chart.

A one-third reduction is based on chip industry forecasts and an additional one-third is based on assumed use of on-site generation during peak demand.

Consideration of potential reductions in data center load growth enables all regions to meet their 2030 peak summer load and reserve needs.

Note: If no red target is visible, then the two targets appear to overlap. All regions' net load was reduced.

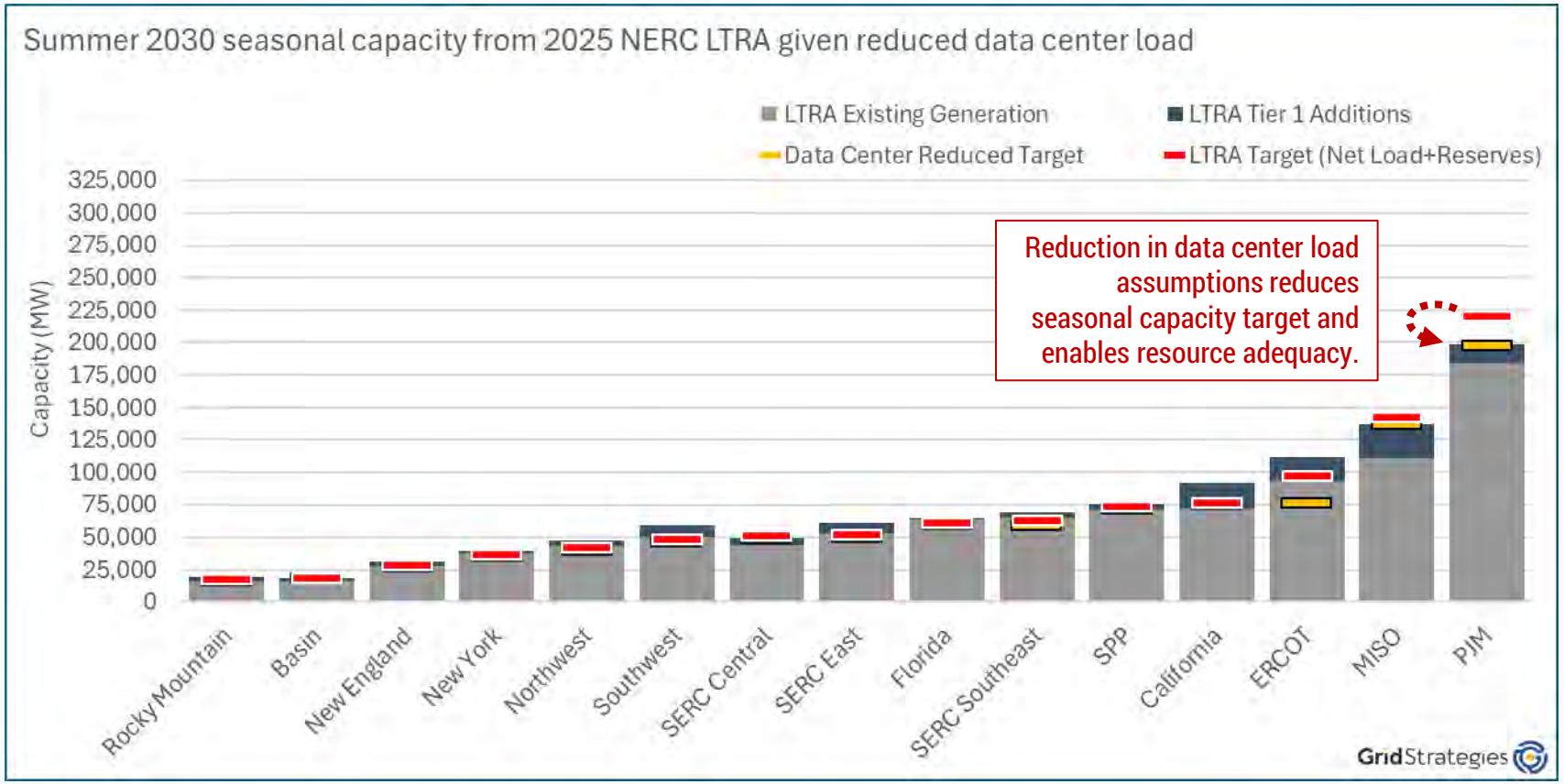

GridStrategies

SOURCE | NERC "ES&D" (2026); Wilson, J., et al. (2025); Thomas, M. (2026)

Extreme Event Energy Adequacy

Energy inadequacy risk during extreme events can exist even without seasonal capacity shortfalls. An increase in resource and interregional transfer capability also helps to alleviate extreme event risk.

The risk of energy shortfalls during extreme grid events can exist even without there being a risk of capacity shortfalls when considering only seasonal peak load. It is important to study both capacity and energy adequacy.

For example, NERC found energy shortfalls could occur during extreme heat days in New England,* even though it did not find seasonal capacity shortfalls.

Expected resource production is enough to meet expected demand (dotted lines) on most days, but sensitivity testing shows that the combination of lower-than-expected resources and high demand (solid lines) could result in energy shortfalls (yellow area). Energy shortfalls are often referred to as "unserved energy" or energy inadequacy.

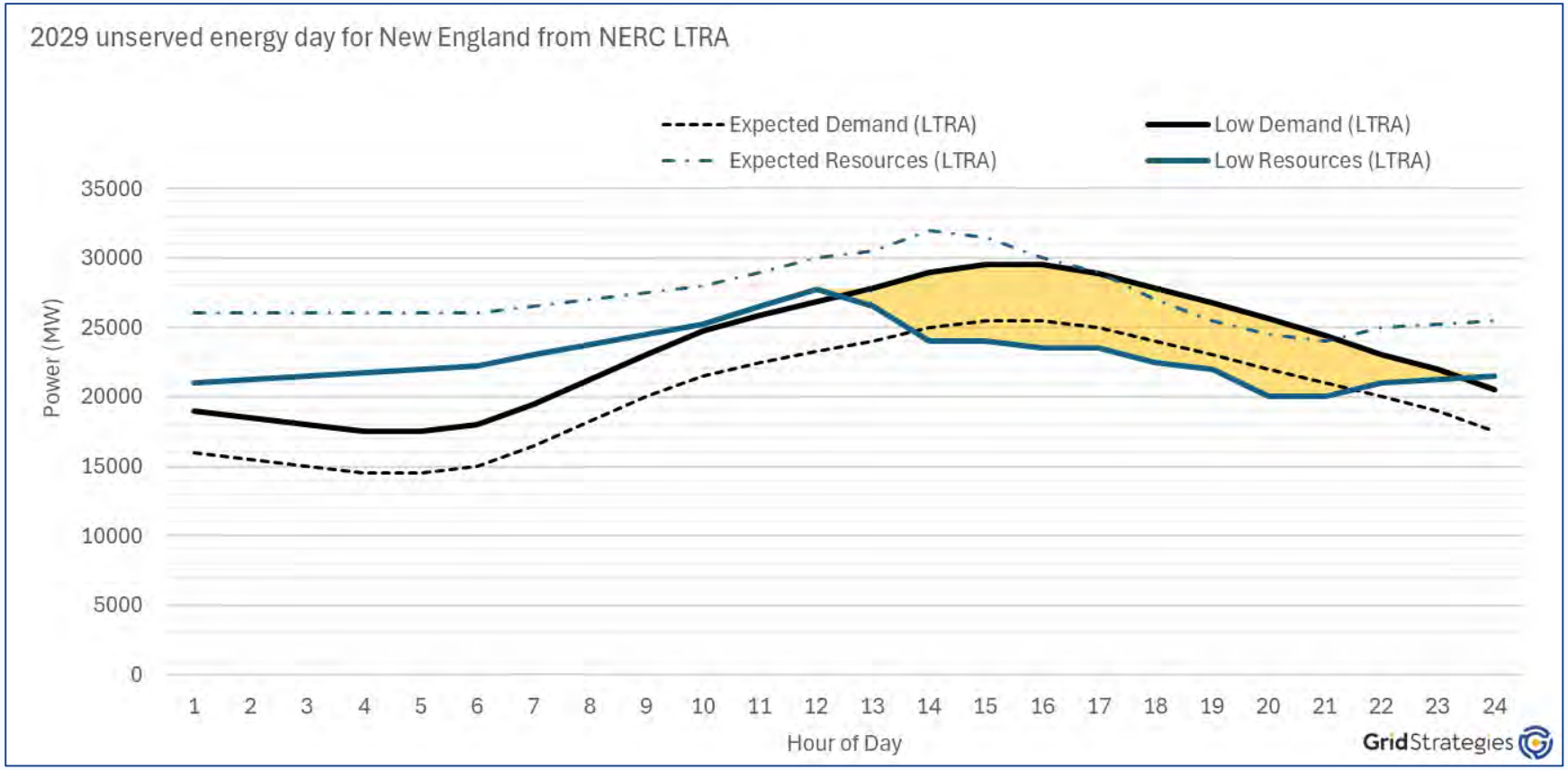

*This figure is a recreation of the extreme event energy analysis shown in the LTRA for New England. We did not independently reproduce this analysis.

GridStrategies

SOURCE | NERC "2025 LTRA" (2026); NERC "ES&D" (2026); Rand, J. et al. (2025)

Using LBNL resource assumptions for New England greatly reduces unserved energy risk during peak load days.

LBNL data records more solar, offshore wind, and storage resources than the NERC data.* Lower-than expected production from the LBNL-identified resource mix (purple line) better matches the times of high demand (black) than the NERC-identified resource mix (blue).

Given accredited, likely-to-connect Tier 1 and 2 resource capacity from LBNL, the amount of potential unserved energy on peak summer days in New England is reduced by nearly 40% of that calculated using NERC data. If capacity had not been reduced by expected withdrawals, the unserved energy shown here would be completely resolved.

Diverse resource mixes—especially those matched to the load profiles of the region—provide major benefits to withstand extreme grid events.

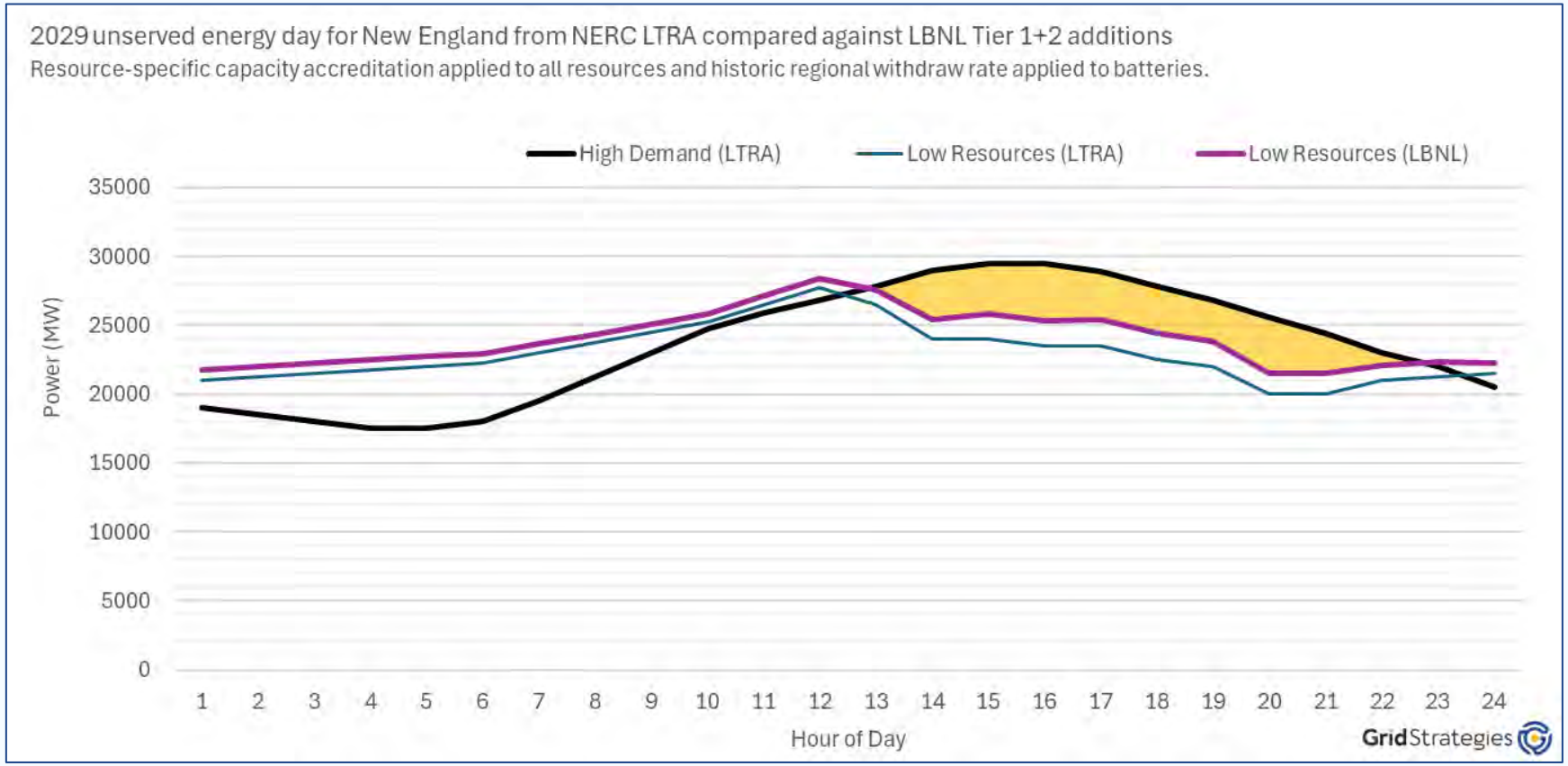

*See the Methodology section for more details.

GridStrategies

SOURCE | NERC "2025 LTRA" (2026); NERC "ES&D" (2026); Rand, J. et al. (2025)

As with seasonal capacity adequacy, permitting and/or construction delays of resources with executed IAs are likely to exacerbate energy inadequacy risk during extreme grid events.

Delays of resources progressing through the queues or with executed IAs, whatever the cause, will exacerbate the risk of unserved energy during extreme grid events. Currently, offshore wind is facing additional permitting and construction hurdles. This is especially noteworthy for New England, where strong afternoon offshore wind output could directly reduce unserved energy risk during peak load hours.

Near-term unserved energy risk increases substantially given the delay or cancellation of planned offshore wind generation.

Given the low production of a resource mix without offshore wind (shown as the blue dotted line), the unserved energy risk is only reduced by 20% instead of 40% of that calculated in the LTRA.

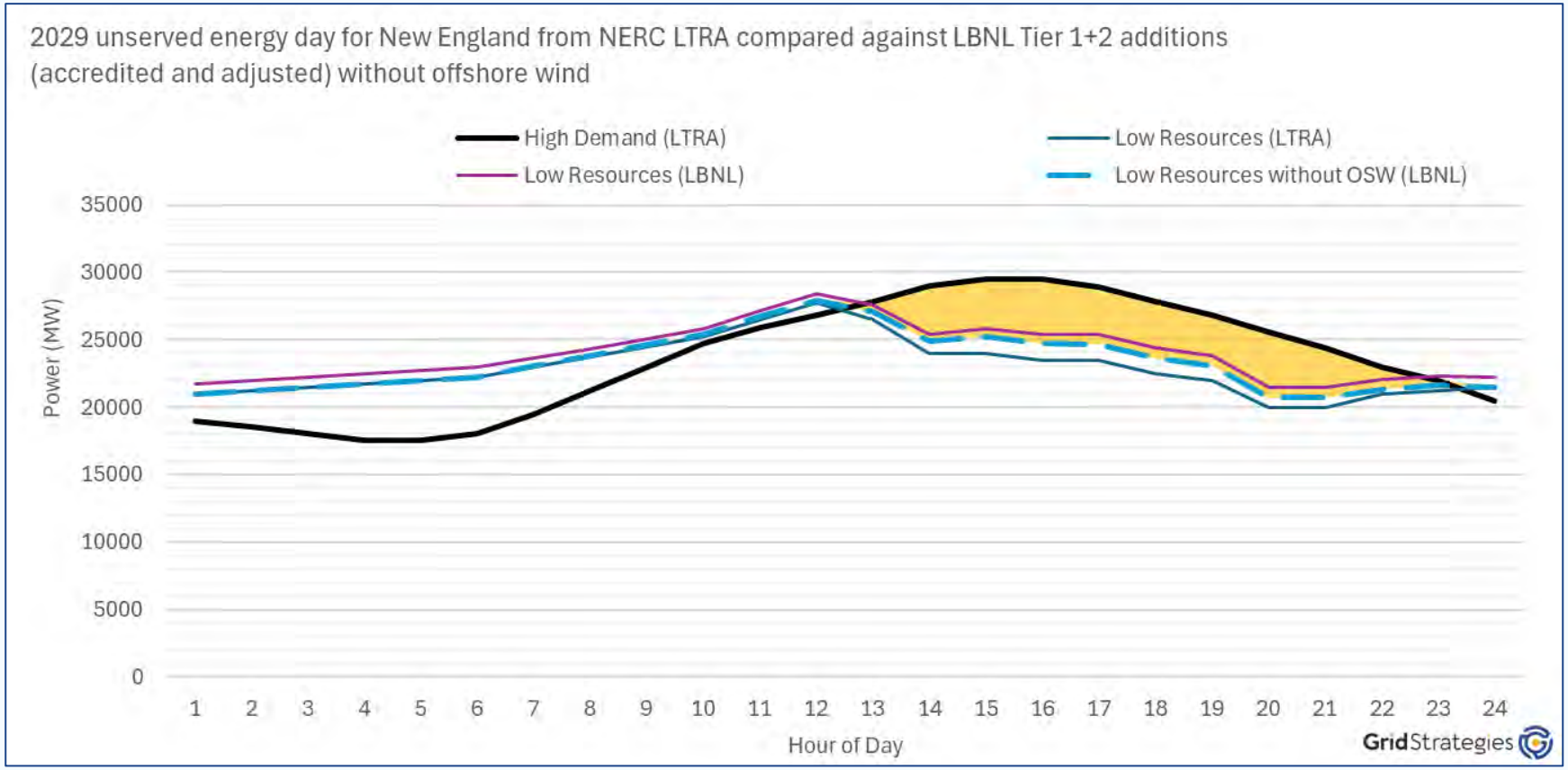

SOURCE | NERC "2025 LTRA" (2026); NERC "ES&D" (2026); Rand, J. et al. (2025)

Interregional transmission designed to move power between regions during times of grid stress further reduces unserved energy risk.

As explained in slides 15-17, NERC only includes firm imports in its seasonal capacity or energy adequacy analysis. This ignores the likelihood of additional "non-firm" imports which are historically available to regions during extreme events. Non-firm imports are those which are not contracted for use during normal operations, but that neighboring regions can export to regions experiencing heightened stress.

Adding the imports which have been historically available to New England during extreme events further reduces expected unserved energy.

The combination of likely-to-connect generation from the interconnection queues and historically available non-firm import data nearly eliminates the unserved energy risk calculated using the LTRA assumptions.

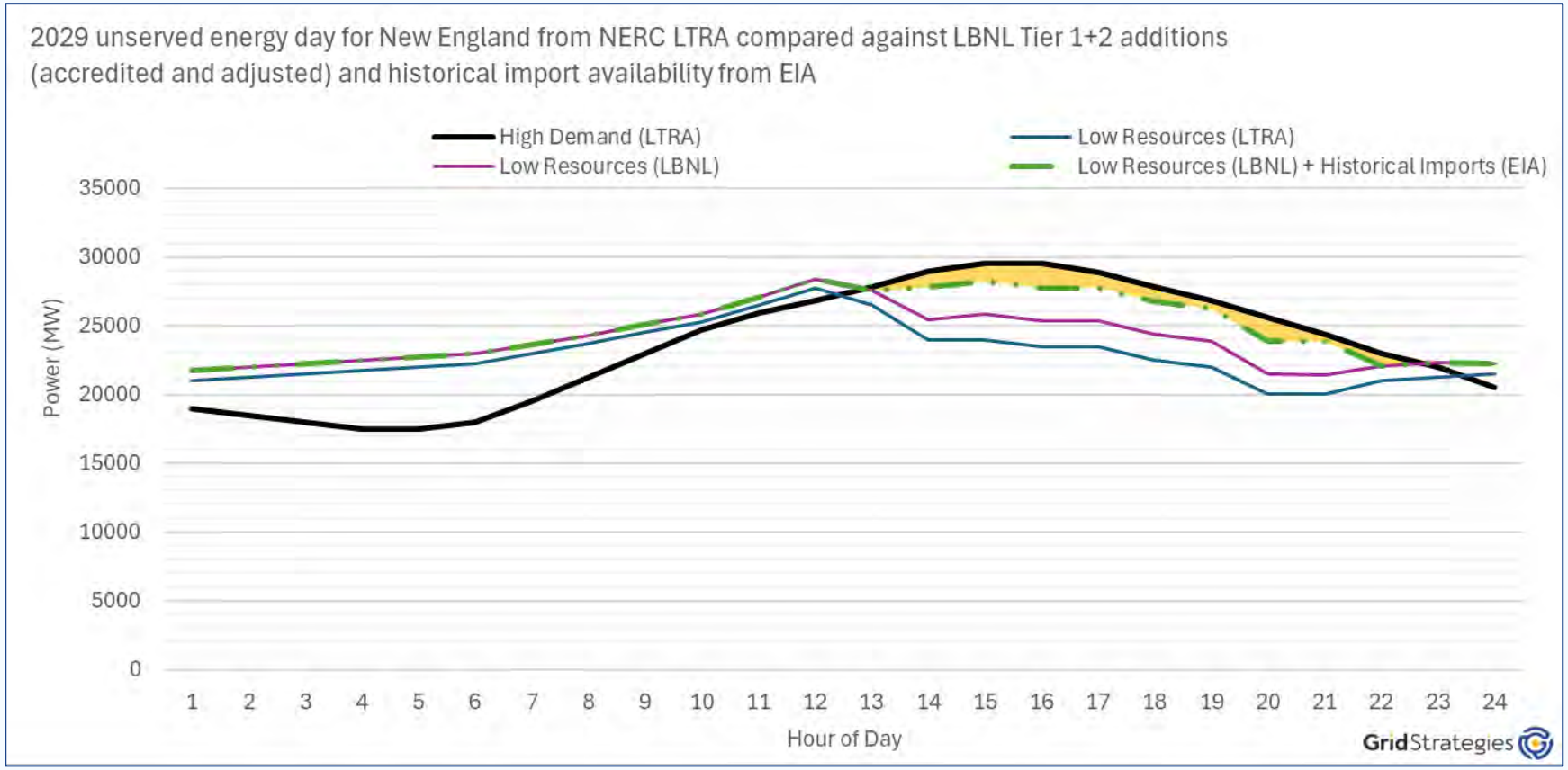

SOURCE | NERC "2025 LTRA" (2026); NERC "ES&D" (2026); Rand, J. et al. (2025)

Conclusions and Solutions

In this analysis, we considered different assumptions for generation resource, interregional transmission, and demand than the LTRA. The combination of all three suggest all regions could be resource adequate.

The regional seasonal resource adequacy risks identified in the 2025 NERC LTRA are all resolved when evaluated under different input assumptions:

- Including generation that is actively working through the interconnection queues in each region (Tiers 1 & 2)
- Discounting all generation nameplate capacity by the resource and region-specific accreditation methods
- Discounting generation queue data by historic regional and phase-specific withdraw rates
- Consideration of historic non-firm imports during extreme events
- Including increased interregional transfer capability capacity (albeit low likelihood of 2030 in-service date)
- Reduced data center load to account for microchip industry supply chain constraints and generation flexibility

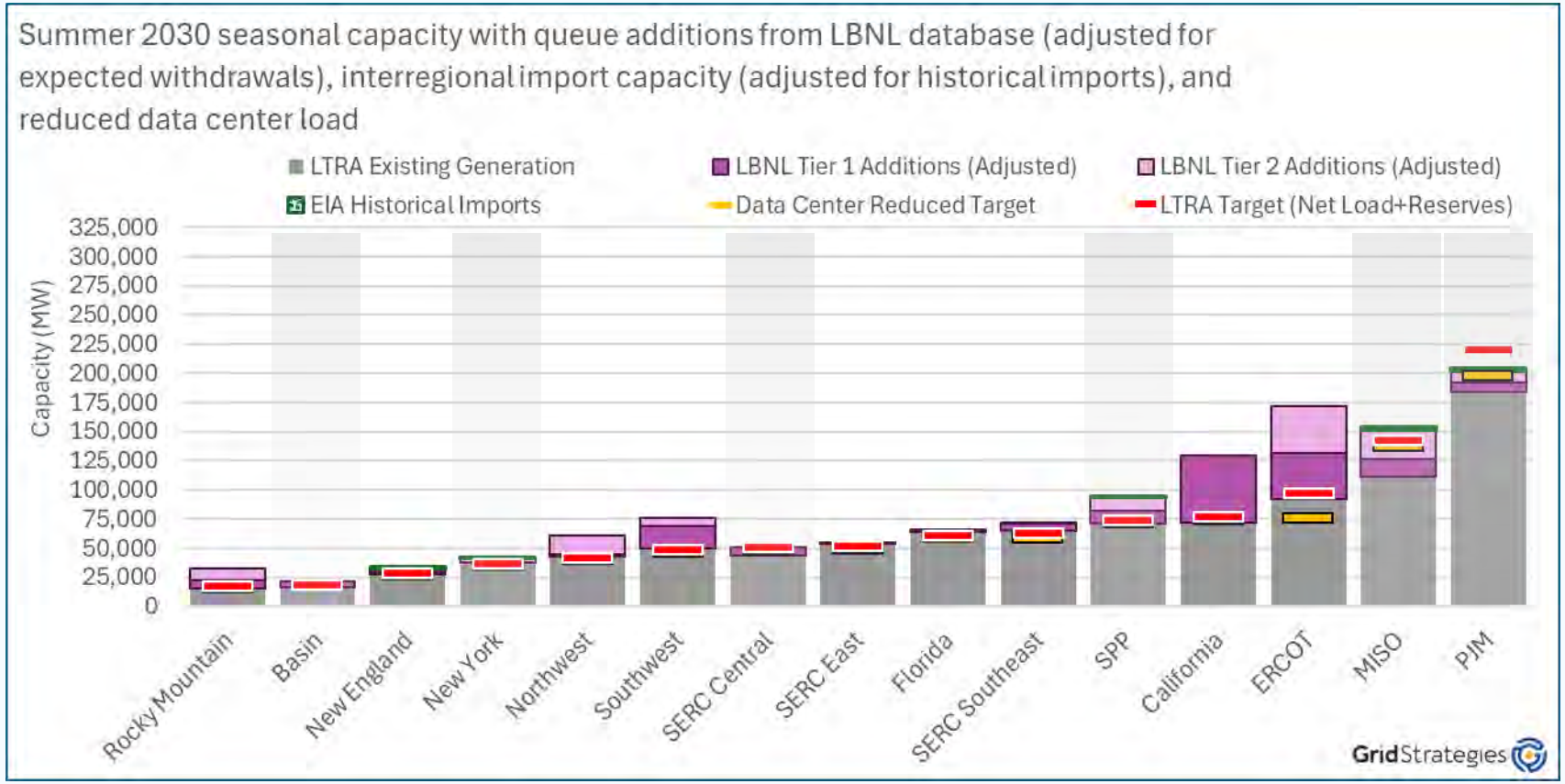

GridStrategies

SOURCE | NERC "2025 LTRA" (2026); NERC "ES&D" (2026); Rand, J. et al. (2025)

While reduced risk is likely given different assumptions, these results should not be taken for granted. Enacting existing solutions is needed to stave off future reliability risk.



Resource supply is available to meet rising needs but is encountering roadblocks. Potential solutions include:

- More efficient interconnection queues for all resources
- Permitting certainty and reduced construction delays for needed grid infrastructure
- Adopting reforms to increase coordination between transmission planning and generator interconnection



Additional import capability would help alleviate tight reserve margins. Potential solutions include:

- Appropriately valuing the resource adequacy (capacity) contribution of interregional transmission
- Comprehensive transmission planning processes that consider both firm and non-firm imports
- Acting on NERC's recommended interregional transfer capability additions



Tightening reserve margins are driven primarily by demand growth from large source loads, such as data centers. Potential solutions include:

- Reducing the uncertainty and lack of transparency in load forecasts
- Regulatory solutions to connect large loads reliably

Methodology

The NERC LTRA assesses each region's ability to meet both its future capacity and energy adequacy needs.

NERC's LTRA importantly captures potential reliability issues for a snapshot in time. Risk is defined by tightening reserve margins—the difference between electricity demand and available supply.

In its 2025 version, NERC identified several regions* as either **High** or **Elevated** risk of not being able to meet their future capacity and energy needs.

Seasonal capacity shortfall risk: MISO, PJM, and SERC-Central (with SPP and Basin on the margin)

Extreme event energy shortfall risk: MISO, PJM, New England, New York, SERC-East, Basin, Northwest, and ERCOT

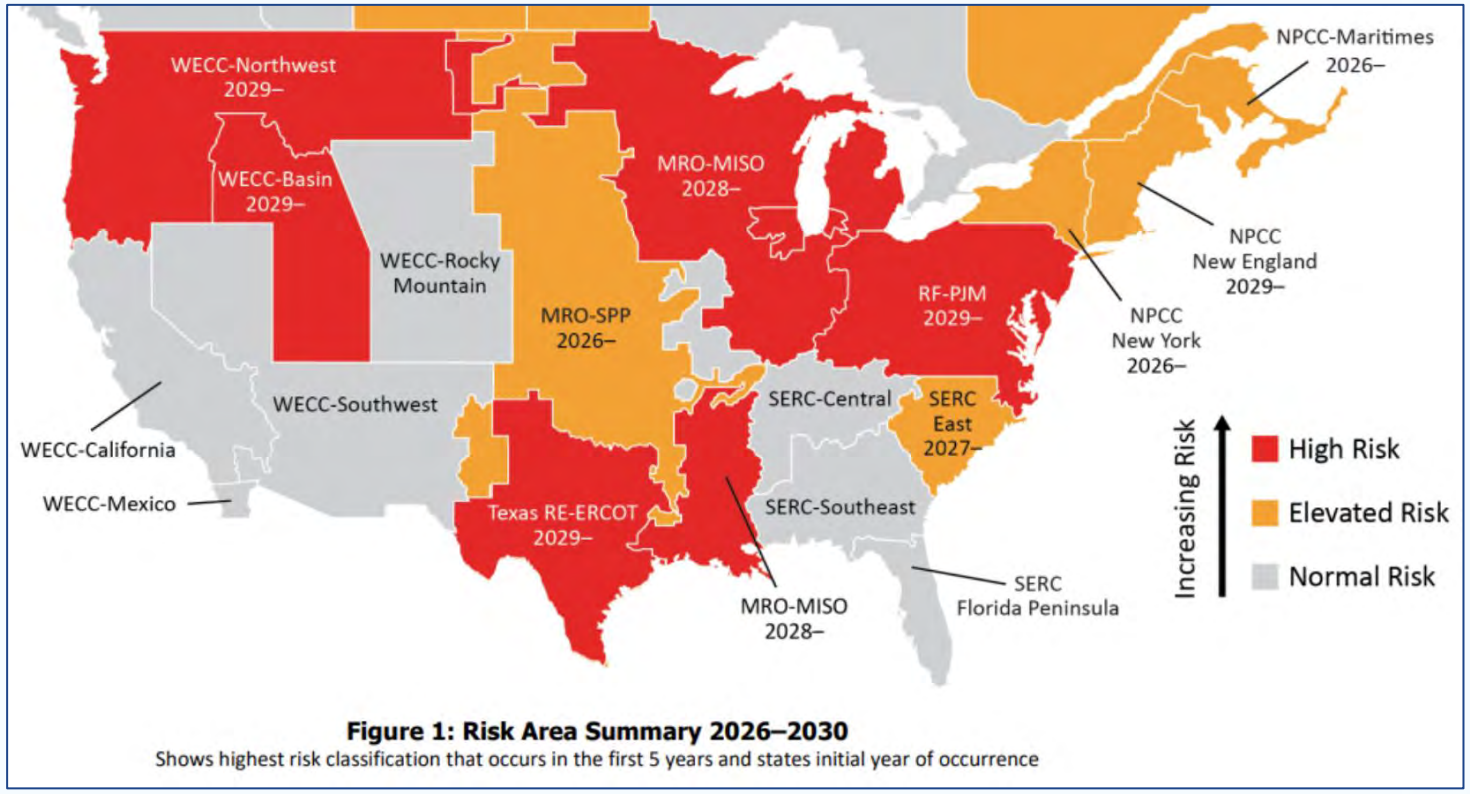

Figure 1: Risk Area Summary 2026–2030
Shows highest risk classification that occurs in the first 5 years and states initial year of occurrence

*NERC did not mark SERC-Central as elevated risk despite showing large seasonal shortfalls while SPP was marked as elevated risk despite having neither seasonal capacity shortalls nor extreme event energy shortfalls.

GridStrategies

SOURCE | NERC "2025 LTRA" (2026)

Illustrative walkthrough of seasonal capacity slides

Bar charts showing the existing (light grey) and future (dark blue) resource capacity in each region using NERC LTRA data. The target capacity (red line) is also shown. These charts were created by Grid Strategies using NERC data.

A red highlight is used to signify a shortfall between the existing + future resource capacity and the needed target to meet future load and reserves. A yellow highlight would be used to signify a "near miss."

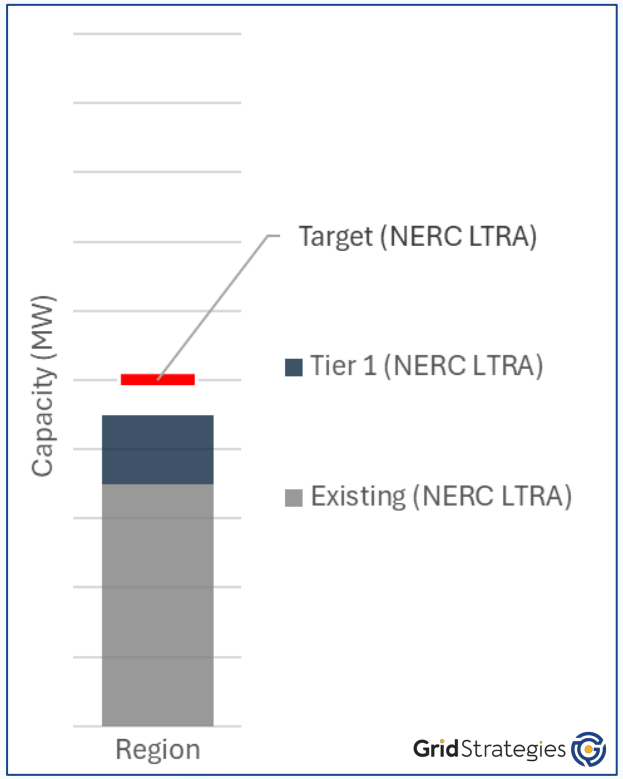

Highlight important features of chart

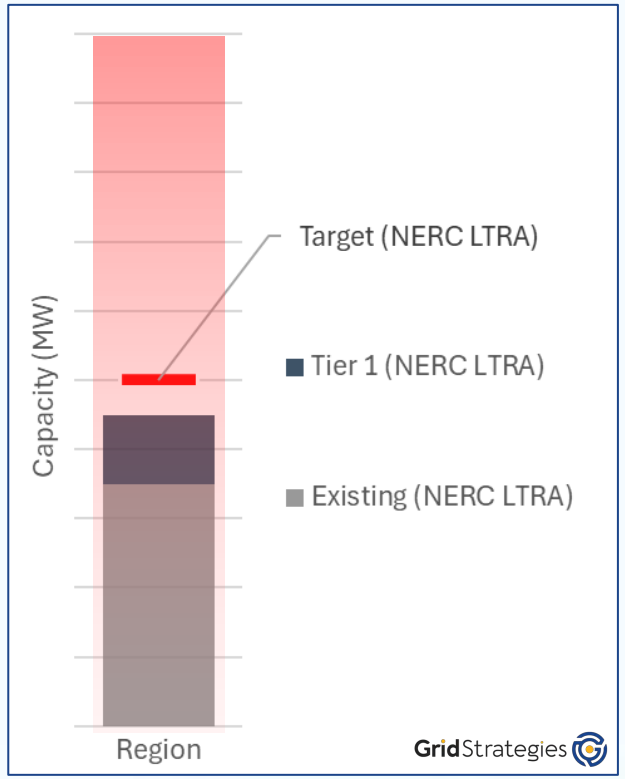

Illustrative walkthrough of seasonal capacity slides

Replace the NERC LTRA resource capacity data with accredited LBNL interconnection queue data (purple) for comparison. Existing and target data is from LTRA and remains unchanged unless specified.

To avoid overcounting queue generation, the LBNL data is discounted based on regional- and study phase-specific withdraw rates.

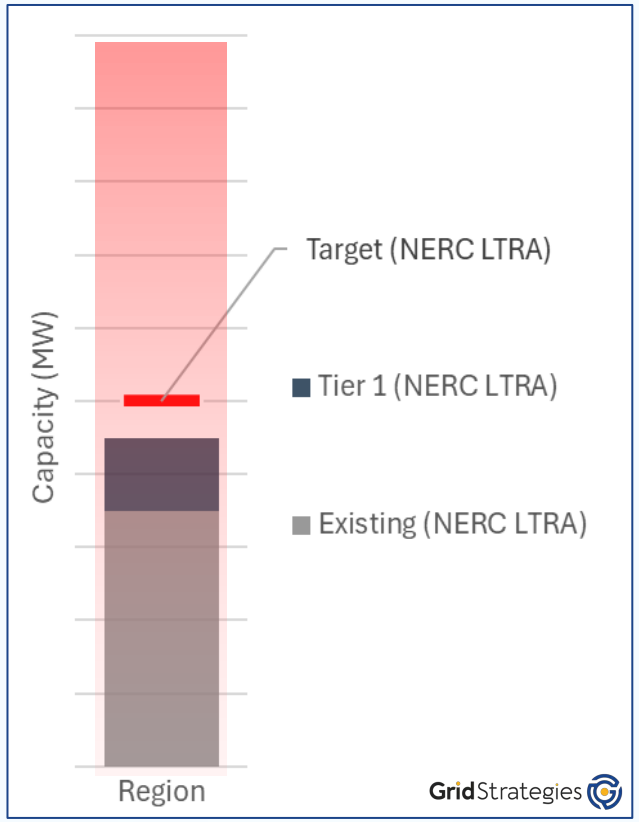

Replace NERC data with resource-accredited LBNL data

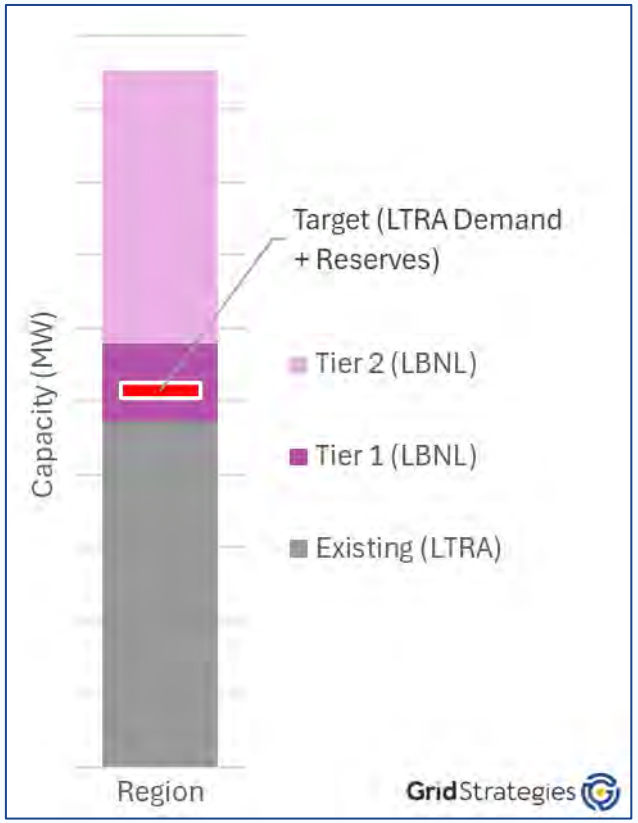

Reduce LBNL data based on expected withdraws

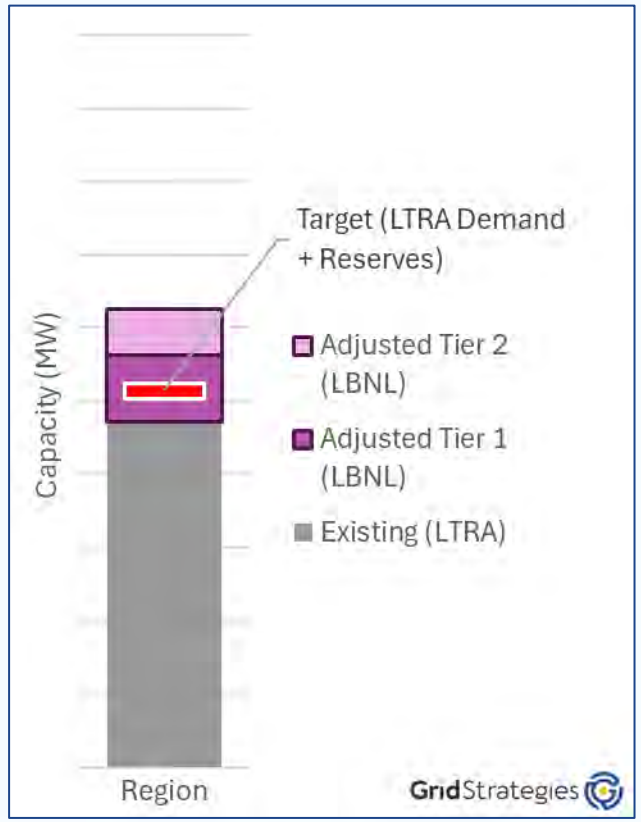

Note red highlight is removed because adequacy has been achieved

GridStrategies

Illustrative walkthrough of seasonal capacity slides

Analyze the LBNL resource data to gain insight into future capacity risk. Purple is still used for LBNL data while different bar borders or pattern are used to indicate interesting features of the data.

Interregional transfer capability data is adjusted using EIA data to better illustrate available capacity. In some cases, the expected load is changed to match demand forecasts from other sources.

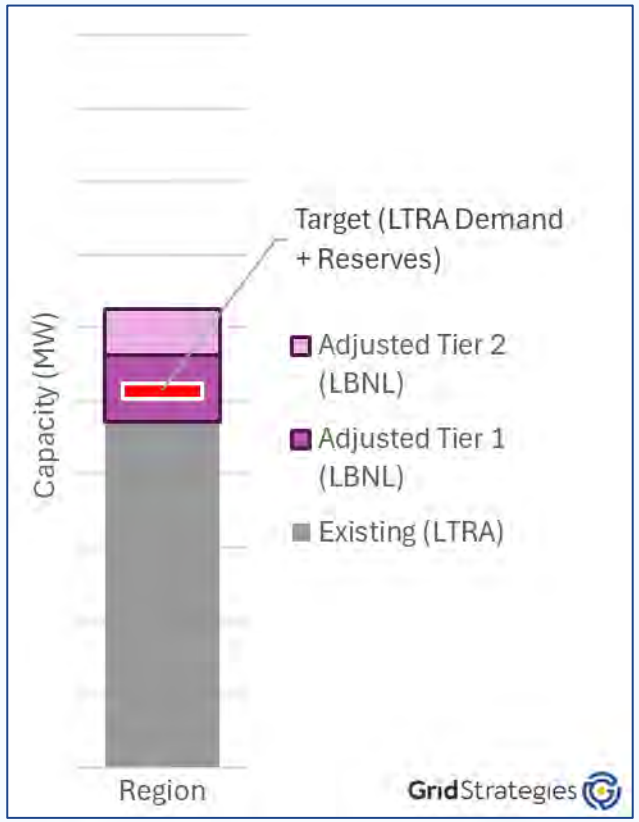

Look at different features of LBNL data

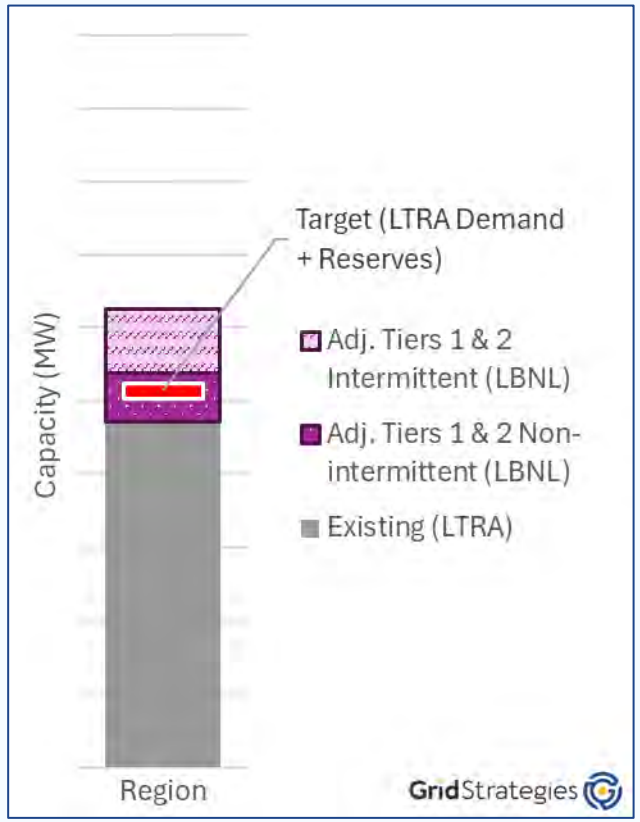

Continue to add more data for analysis

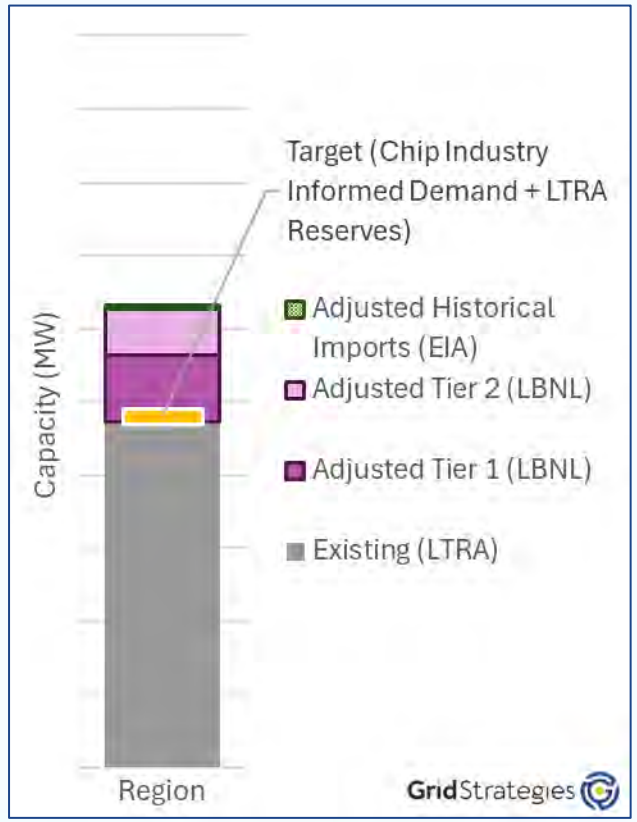

Summary slide of seasonal capacity differences in 2030

On Slide 6, the comparison of NERC 2025 LTRA analysis against our analysis using other sources is meant as an illustrative comparison of the national risk given the use of different credible data sources.

The NERC 2025 LTRA bar was made by summing the forecasted 2030 summer load + reserves (target), existing generation, and Tier 1 data for each region directly from the NERC data.

The target value shown in "Other Sources" was created by applying a one third derate to known data center load growth in all regions. The one-third derate factor is the ratio of estimated data center growth in 2030 from chip shipments to the estimated growth from utility roll-ups as used by LTRA (Wilson, J., et al. 2025). Another one-third derate factor is from the assumption that many data centers are likely to use some form of on-site generation or storage to curtail their peak demand (Thomas, M., 2026). The known data center load growth is from Grid Strategies analysis of total system load growth that is attributable to data centers (Wilson, J., et al. 2025). The impact of this data center growth reduction scenario on individual regions is shown in slide 24.

The generation resources shown in "Other Sources" is the sum of resources available in the LBNL dataset that are reasonably expected to connect by 2030. Adjusted historical imports represent the non-firm imports that have been available during grid stress events from the Energy Information Administration. More detail on the other sources data is provided in subsequent slides.

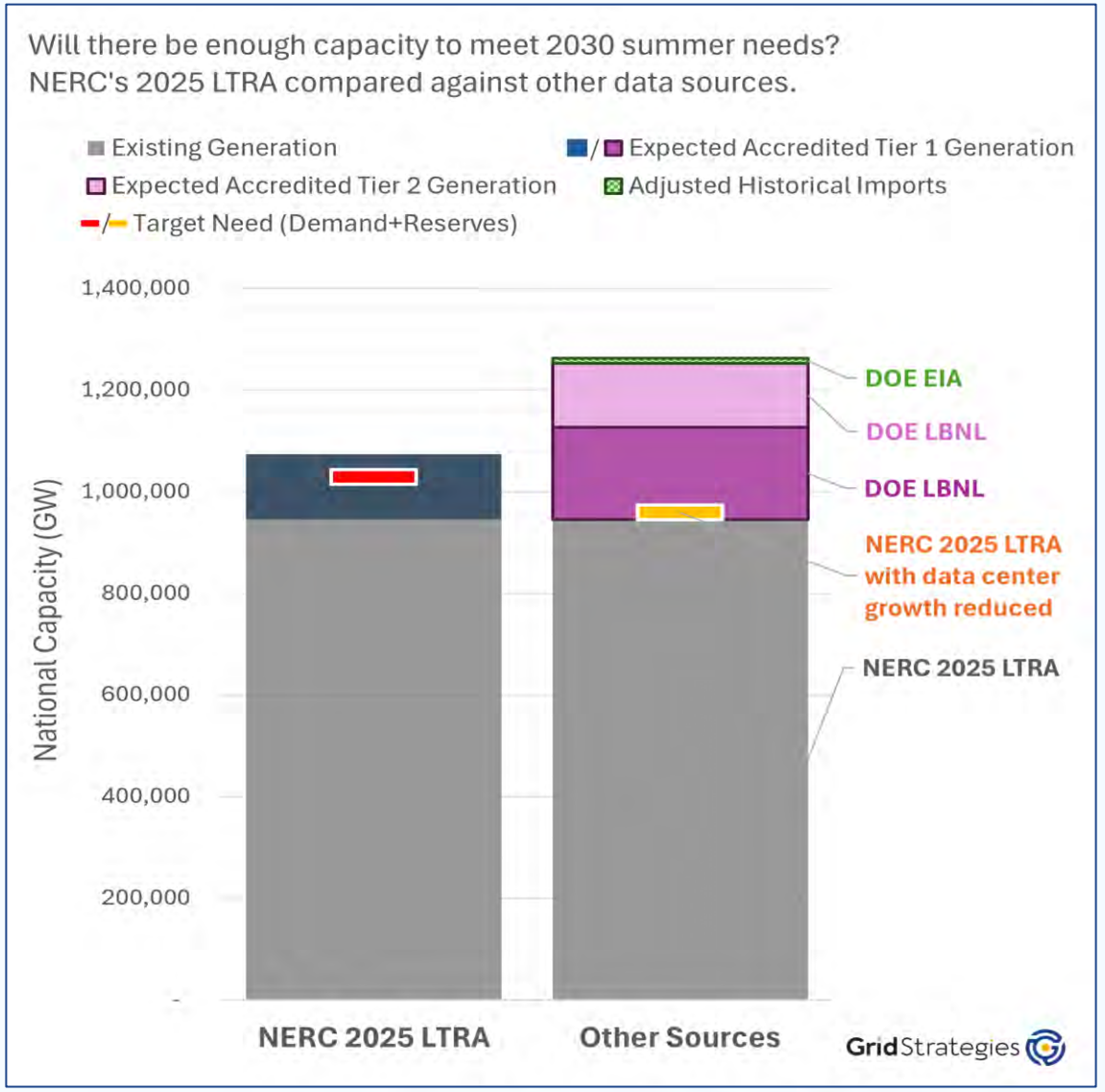

SOURCE | NERC "2025 LTRA" (2026); NERC "ES&D" (2026); Wilson, J., et al. (2025); Thomas, M. (2026); Rand, J. et al. (2025); EIA, "About the EIA-930 data" (accessed Feb. 2026)

Analysis using LBNL data: Regional assessment areas

The DOE's Lawrence Berkeley National Laboratory collects data from the generation interconnection queues for seven ISOs / RTOs and 49 non-ISO balancing areas (including utilities and Power Marketing Administrations), representing roughly 97% of currently installed U.S. generating capacity. This data is compiled annually with help from Interconnection.fyi and is posted for public view at emp.lbl.gov/queues. The 2025 dataset includes data through the end of 2024.

The 56 entities in the LBNL database were mapped to the NERC LTRA assessment areas by geography (maps to the right). The non-RTO utilities were mapped as follows:

WECC California
- LADWP
- SMUD
- WAPA-SN

WECC Rocky Mtn
- CLPT
- BHCT
- CSU
- PacifiCorp
- PRPA
- PSCo
- TSGT
- WAPA-RM

WECC Northwest
- Avista
- BHP
- BPA
- CPUD
- GrantPUD
- MPC
- NWMT
- PGE
- PSE
- TPU
- WAPA-IS

WECC Basin
- IdahoPower

WECC Southwest
- APS
- EPE
- IID
- N-C
- NVE
- PNM
- SRP_ANPP
- SRP
- SRP_Gila
- SRP_PV-PC
- SRP_SWV
- TEP
- WAPA-DSW
- WAPA-MPP

SERC Central
- AEC
- LGE-KU
- TVA

SERC Southeast
- GTC
- SOCO

SERC Florida
- OUC
- TEC
- Duke (FL)

SERC East
- Dominion
- S-C
- Duke (non-FL)

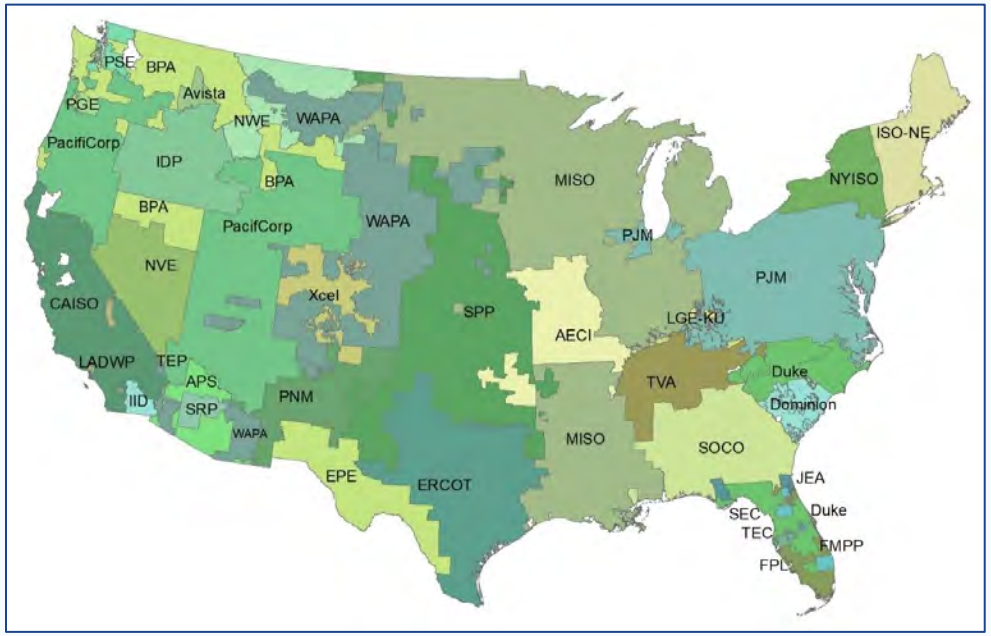

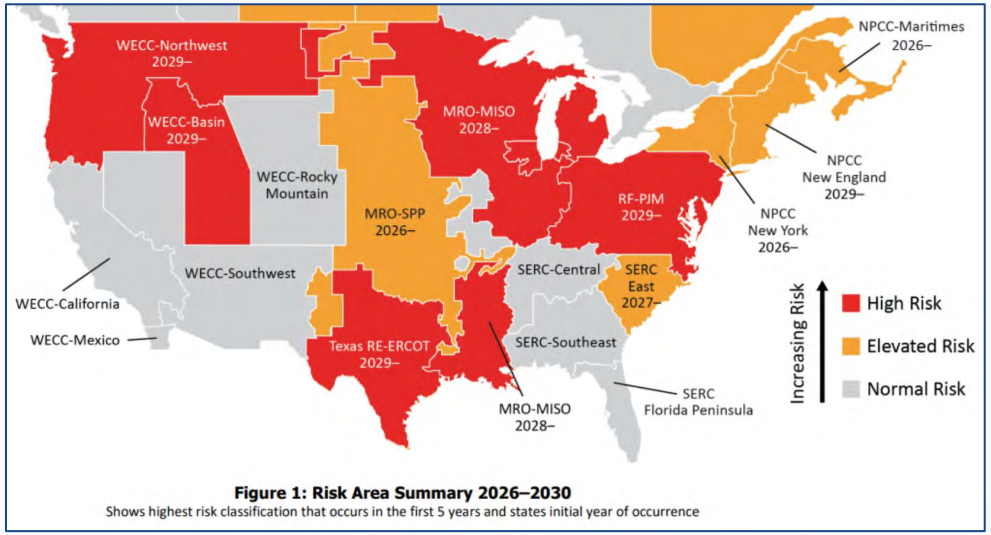

Figure 1: Risk Area Summary 2026–2030
Shows highest risk classification that occurs in the first 5 years and states initial year of occurrence

GridStrategies

SOURCE | NERC "2025 LTRA" (2026) and Rand, J. et al. (2025)

Analysis of LBNL data: Generation tier status

LBNL interconnection data is organized by its queue status and study phase in the interconnection queues. Queue status refers to if the facility is completed, withdrawn, or actively progressing through the queues.

NERC organizes in-development generation resources by Tiers, where:

- Tier 1 are resources with executed interconnection agreements
- Tier 2 are any resource that is in the study process, and
- Tier 3 are those that have submitted interconnection requests but are not yet under study.

The cross-walk between LBNL's "Queue Status" and "IA Status Clean" fields and the NERC Tiers used in this analysis are shown to the right. Interconnection requests marked as Active in the Queue Status are organized into Tiers based on their IA Status.

Resources considered in to be in advanced Tier 2 status were those with either "IA Pending" or "Facility Study" status in the LBNL data. Suspended interconnection requests are considered Tier 2 because they have already completed some study phases but have paused their continuation of progress. Requests that un-pause often enter at the same study stage. Requests of Unknown or N/A status are considered Tier 3 because their existence in the database indicates an interconnection request has been made, but whether studies have begun cannot be said for sure.

LBNL Queue Status	NERC Tier
Active	(see IA Status)
Withdrawn	Cancelled
Operational	Operational
Suspended	Tier 2
Unknown	Tier 3

LBNL IA Status Clean	NERC Tier
Withdrawn	Cancelled
Operational	Operational
IA Executed	Tier 1
Construction	Tier 1
IA Pending	Tier 2
Facility Study	Tier 2
Cluster Study	Tier 2
System Impact Study	Tier 2
Feasibility Study	Tier 2
Combined	Tier 2
In Progress (unknown study)	Tier 2
Suspended	Tier 2
Not Started	Tier 3
N/A	Tier 3

SOURCE | NERC "2025 LTRA" (2026) and Rand, J. et al. (2025)

Analysis using LBNL data: Expected withdraw rates

To reduce the likelihood of overcounting generation resources that may not interconnect, we reduced all Tier 1 and 2 resource data in the LBNL queue dataset given region- and status-specific historic withdraw rates.

LBNL publishes the completion rates (as of 2024) of all resources in the regional queues that entered the queue between 2000 and 2019. The withdraw rates vary regionally between 64% and 85%. LBNL also provides information about the queue study phase that projects were in when they withdrew. In general, fewer projects withdraw once they reach advanced stages of the interconnection queue process.

Applying the regional withdraw rates to all generation without regard for its queue location would overly discount generation in Tier 1 and advanced Tier 2 status. Instead, we adjust the amount of generation that is expected to withdraw from each Tier separately. See illustrative figure to the bottom right.

We first calculate the total amount of expected regional withdraws by applying the appropriate withdraw rate to the sum of all Tiers 1, 2, and 3 generation in each region's queue. We assume that 15% of generation in Tier 1 status will withdraw, equivalent to the share of withdrawn requests between 2019 – 2023 in the IA executed phase from LBNL's analysis. Because no generation in Tier 3 is expected to interconnect by 2030, we assume 100% of Tier 3 generation withdraws for every region. The difference between the total amount of expected regional withdraws and that which is assumed to withdraw from Tiers 1 and 3 in each region is applied to the Tier 2 data.

LBNL: Historical completion by region for requests submitted 2000-2019 (as of 2024)

Region	Active	Operational	Withdrawn
CAISO	14%	9%	77%
ERCOT	14%	22%	64%
ISO-NE	8%	18%	74%
MISO	9%	15%	76%
NYISO	7%	8%	85%
PJM	8%	14%	77%
SPP	9%	14%	76%
Southeast	5%	9%	85%
West	13%	9%	79%

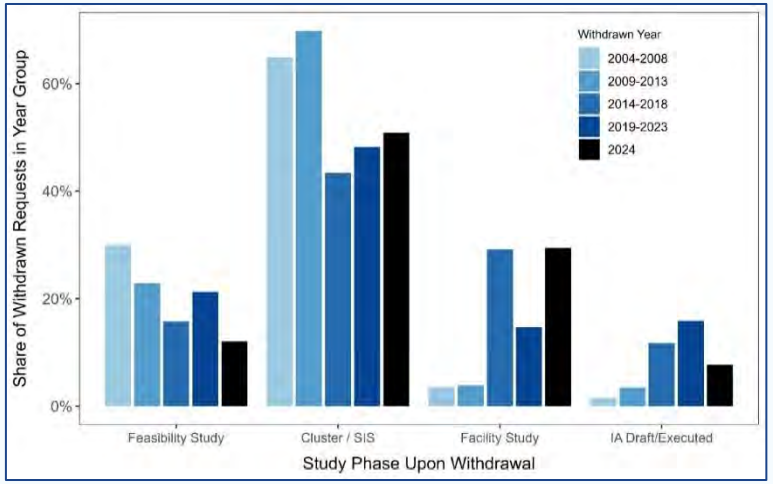

Illustration of two different methods to apply regional withdraw rates to interconnection queue data. The same amount of generation capacity withdraws in both methods.

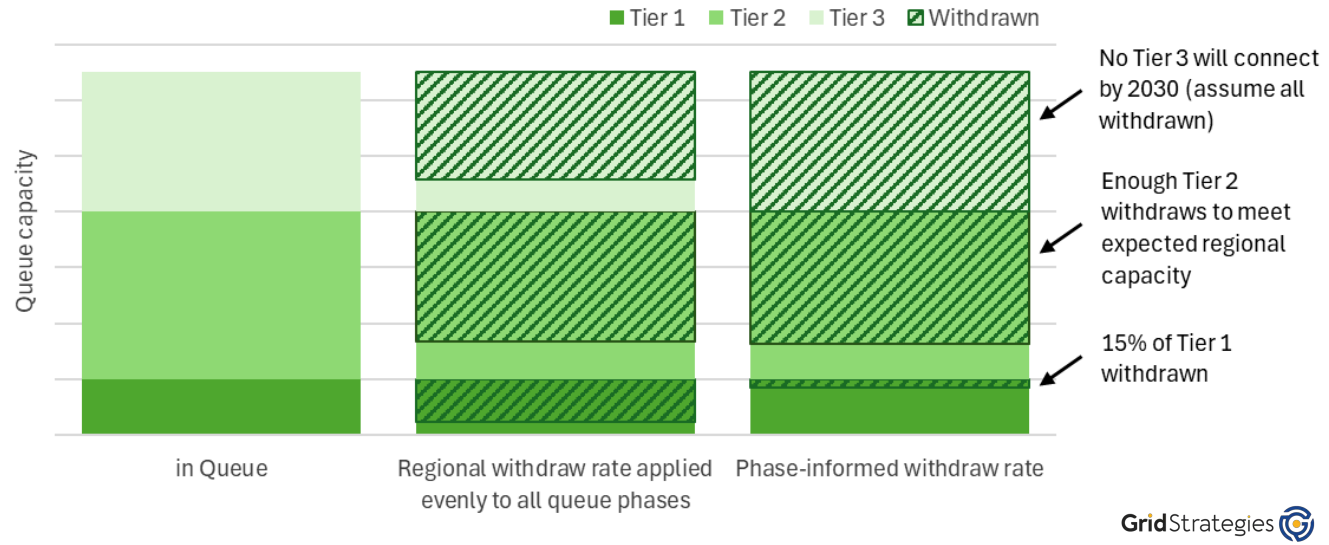

GridStrategies

SOURCE | Rand, J., et al. (2025)

Analysis using LBNL data: Resource type

LBNL interconnection data is organized by generation resource type. When multiple resource types (e.g., gas and battery storage) are combined into one interconnection request, LBNL lists each resource type. The LBNL database includes a "type_clean" field, which summarizes all types of resources included in the interconnection entry.

These "clean" resource types are organized into a fewer number of categories in our analysis for simplicity. The cross-walk is provided in the two tables to the right.

LBNL Clean Type	Resource Type
Battery	Battery
Offshore Wind+Battery	Battery Hybrid
Other+Battery	Battery Hybrid
Solar+Battery	Battery Hybrid
Solar+Other+Battery	Battery Hybrid
Solar+Wind+Battery	Battery Hybrid
Wind+Battery	Battery Hybrid
Geothermal	Geothermal
Solar+Other	Hybrid
Solar+Wind	Hybrid
Wind+Other	Hybrid
Hydro	Hydro
Offshore Wind	Offshore Wind
Other	Other
Hydrogen	Other Storage
Other Storage	Other Storage
Solar	Solar
Battery+Other Storage	Storage Hybrid
Other+Battery+Other Storage	Storage Hybrid
Solar+Battery+Other Storage	Storage Hybrid
Solar+Wind+Other Storage	Storage Hybrid
Wind	Wind

LBNL Clean Type	Resource Type
Coal	Coal
Gas+Battery	Firm Hybrid
Gas+Battery+Diesel	Firm Hybrid
Gas+Coal	Firm Hybrid
Gas+Diesel	Firm Hybrid
Gas+Oil	Firm Hybrid
Gas+Other	Firm Hybrid
Geothermal+Battery	Firm Hybrid
Hydro+Battery	Firm Hybrid
Oil+Battery	Firm Hybrid
Oil+Coal	Firm Hybrid
Oil+Other	Firm Hybrid
Other+Coal	Firm Hybrid
Other+Diesel	Firm Hybrid
Solar+Diesel	Firm Hybrid
Solar+Gas	Firm Hybrid
Solar+Gas+Battery	Firm Hybrid
Solar+Geothermal	Firm Hybrid
Solar+Hydro	Firm Hybrid
Wind+Gas	Firm Hybrid
Gas	Gas
Diesel	Oil
Oil	Oil
Nuclear	Nuclear

GridStrategies

SOURCE | NERC "ES&D" (2026) and Rand, J. et al. (2025)

Analysis using LBNL data: Accredited capacity

No resource will produce electricity at its rated capacity ("nameplate") all the time. To account for this, regions apply an accredited value to a resource to indicate a percentage of the nameplate capacity that can be expected to perform during peak demand. The accredited value of a resource varies by fuel type, season, year, and geographic location.

Each region calculates accredited capacity differently. Some consider historic forced outages of a resource type (which tend to overestimate availability) while others use modeling tools to determine how much load a resource can be expected to carry in future years given numerous system dynamics.

The LBNL interconnection queue database provides nameplate values for all generators in the queues. To ensure only a reasonable amount of new resources are accounted for in our analysis, we seasonally accredit each resource type based on the region-specific method used locally for resource accreditation. If a region does not use seasonal or resource-specific accreditation, a neighboring region's method is used.

Unless otherwise noted:

- Battery Hybrid resources are equivalent to battery resources' accredited values
- Firm Hybrid resources are the average of firm resources' accredited values
- Hybrid resources are the average of wind and solar resources' accredited values
- Other resources are the average of any remaining resources' accredited values not otherwise listed

Region	Accreditation Method & Source	Notes
MISO	2025-2026 DLOL	Summer & winter values. Battery resource uses storage (blended) and storage hybrid uses pumped storage DLOL. MISO values are also used for all other regions' resources that are not otherwise noted.
SPP	ELCC for Summer 2026	Summer values for battery (6-hr), solar, and wind resources. Values also used for WECC-Basin & CAISO summer battery.
SPP	ELCC for Winter 24/25	Winter values for battery (6-hr), solar, and wind resources. Values also used for WECC-Basin & CAISO summer battery.
SPP	25/26 EFORd	Summer & winter values used for all non variable resources. Oil and other resources are RICE with on-site storage, gas is CC. Values also used for ERCOT other; WECC summer other storage.
ISO-NE	CAR-SA: Impact Analysis 1/14/26	Summer & winter values. Used for solar, wind, and hydro resources
ISO-NE	2025 Capacity, Energy, Loads, and Transmission (CELT) Report	Summer & winter values. CELT used for battery, battery hybrid, coal, gas, nuclear, offshore wind, oil, other, and other (pumped) storage resources.
NYISO	2025-2026 Final Capacity Accreditation Factors	Summer values used for both seasons. Rest of state values used for battery (6-hour), hydro, offshore wind, other, other storage (pumped storage), solar, wind.
NYISO	2024 Review of EFORd	Summer & winter values. NYCA values used for coal (steam turbine), gas (CC), nuclear (steam turbine), oil (jet engine). NYISO values are also used for SERC-E summer battery and summer wind.
PJM	2027/2028 ELCC Class Ratings	Summer values used for both seasons for all resources. Battery is 6-hour CSR, battery hybrid is configuration 3, gas is CC, other is waste-to-energy, other storage is other unlimited resources, solar is fixed-tilt, storage hybrid is configuration 1. PJM values also used for SERC-E hydro, nuclear, oil, other, and other storage resources.
ERCOT	25/29 CDR	Summer & winter values for battery (6-hr), other storage (12-hr), solar, and wind. Values also used for SERC-FP and SERC-SE battery.
SERC	2025 CRP Chapter 3	Winter values used for both seasons. 2030 Reference case used for battery (standalone BESS), battery hybrid (synergistic BESS), offshore wind (avg. ELCC for first 800MW), solar (avg. ELCC for first 10 GW of standalone), wind (avg. ELCC for DEP and DEC for first 300 MW).
SERC	2023 Wind ELCC Study	Average ELCC of 5GW and 15GW standalone solar used for all SERC regions' summer solar.
Southwest	E3 2023 Resource Adequacy in the Desert Southwest	2033 values also used for WECC regions' winter battery, summer hydro, summer nuclear, winter and summer wind (unless otherwise stated).
Northwest	E3 2025 Resource Adequacy and the Energy Transition in the Pacific Northwest: Phase 1 Results	Winter values for Greater Northwest used for WECC regions' gas, other storage, solar, wind (unless otherwise stated).
Northwest	E2 2019 Resource Adequacy in the Pacific Northwest	Winter values for 2030 Reference scenario used for WECC regions' coal, geothermal, hydro, nuclear (unless otherwise stated).
CAISO	2026 Net Qualifying Capacity (NQC) for RA Resources	Summer and winter values used for CAISO geothermal, hydro, other (biomass), solar, wind. Values also used for other WECC regions' other, solar, hydro and geothermal (unless otherwise stated).
National	NREL VRE ELCC Study	Median offshore wind used for SERC-FP (SERC), ERCOT, WECC-NW (NorthernGrid), CAISO

Adding historically available interregional transfer capability to the seasonal capability analysis

The EIA historical imports included in the charts on slides 16 and 29 take the difference between the historical import availability (2015 and 2025) from the U.S. EIA Form 930 data and the 2030 firm import assumptions in the LTRA. The last column subtracts imports from demand in all peak hours over the last decade and shows the minimum reduction in in-region generation due to imports.

For New York, an additional 1,250 MW of import availability was added to the EIA Form 930 data to account for the energization of the Champlain Hudson Power Express transmission line.

Comparison of on-peak net imports in four regions as assumed by LTRA against actual, in MW. Exports are negative.

	LTRA 2026 Assumption	LTRA 2030 Assumption	Historical Availability (2015-2025)
MISO	2,809	2,509	5,344
SPP	-18	-78	1,421
ISONE*	567	84	2,464
NYISO	3,405	3,486	2,730†
PJM	3,840	0	2,937‡

*Data for New England (ISONE) predates completion of the 1200 MW New England Clean Energy Connect with Hydro Quebec, so on-peak imports will likely be higher going forward.

† EIA data for New York does not include the Champlain Hudson Power Express, a 1,250 MW line connecting Quebec to New York City that is slated for completion in 2026. Once that is included, NYISO imports should be roughly in line with the LTRA.

‡ The EIA data show PJM was exporting during most peak demand periods over the last decade, so it is not possible to estimate the historical availability of imports for PJM. PJM administratively sets its capacity benefit of ties (non-firm imports) at 1.5% of nameplate generation procured in the capacity market, calculated here as 1.5% for 195,831 MW in the 2025/2026 Base Residual Auction. In its 2023 reserve margin analysis, PJM calculated 6,474 MW in total diversity benefit with its neighbors, much higher than the capacity benefit of ties shown in the table.

GridStrategies

SOURCE | EIA, "About the EIA-930 data" (accessed Feb. 2026); PJM, "2025/26 Base Residual Auction Report" (2024); Brooks, A. et al. (2025)

Analysis using LBNL data: New England wind and solar production

In order to use LBNL data for energy analysis for New England, we compare the amount of Tier 1 and Tier 2 LBNL data against NERC (slide 46). This required an understanding of the generation output in New England during summer months for different resource types.

On the right are the hourly median and interquartile range for wind and offshore wind production in New England during peak demand days. This data was collected between 2012 and 2018 by ISONE to help them understand wind output during times of grid stress.

Also shown is the median and interquartile range for average hourly solar output in July and August of 2025, also from data collected by ISONE.

The hourly median data was used to estimate the output of both land-based and offshore wind in New England during peak summer 2029.

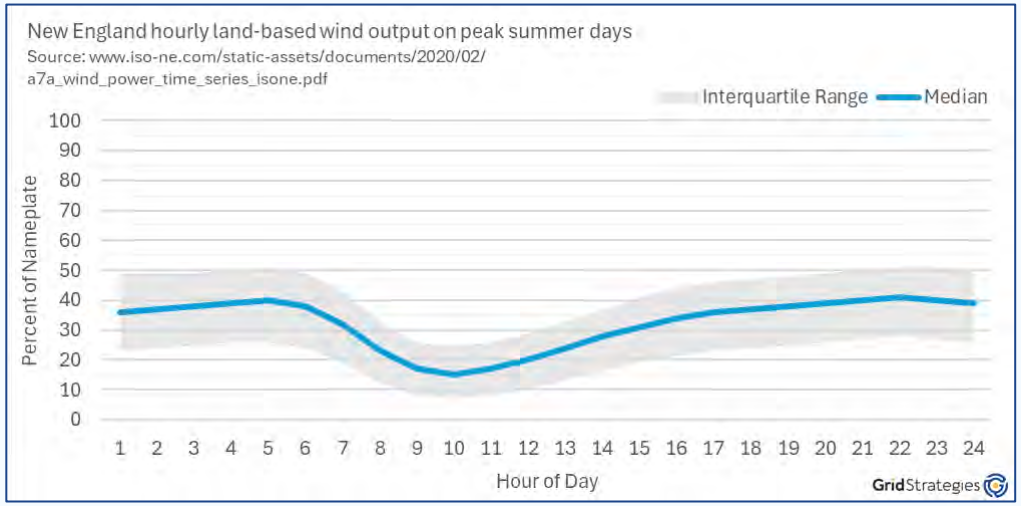

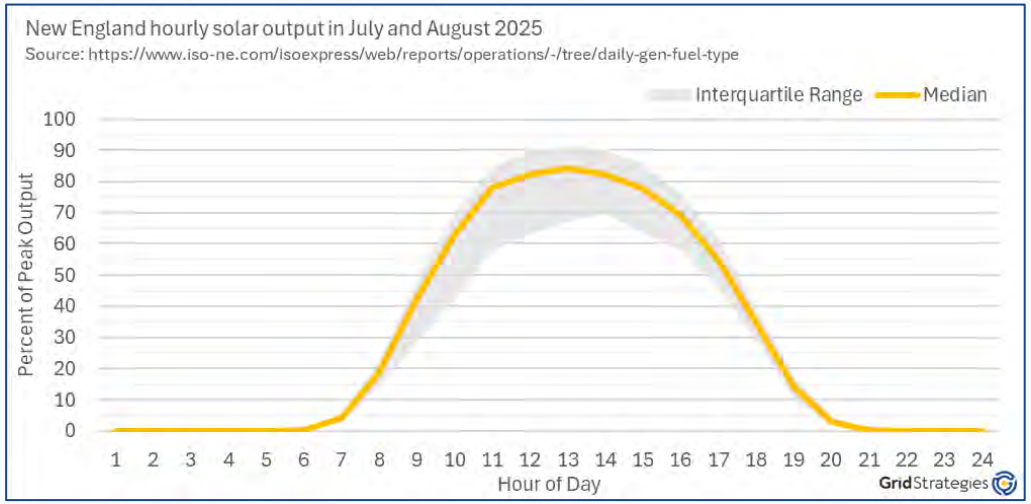

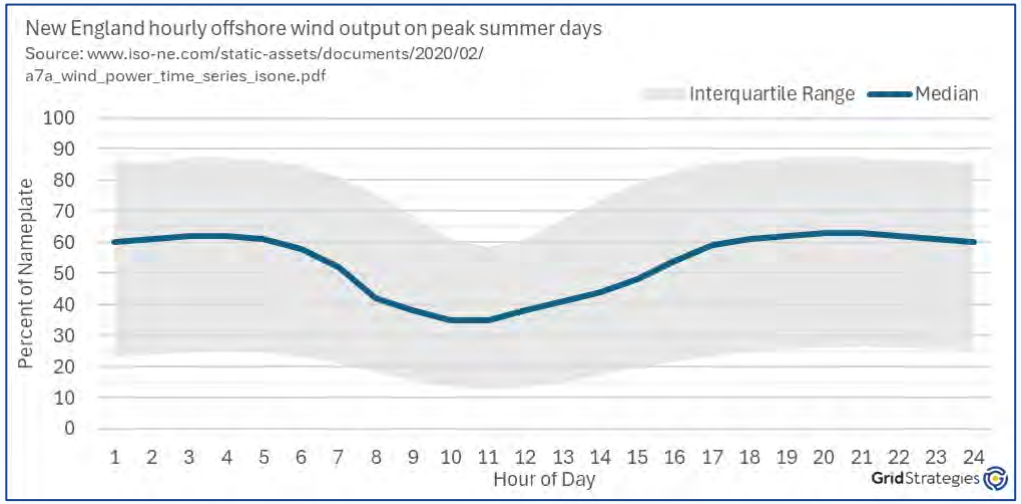

GridStrategies

SOURCE | Judd, S. "Wind and Power Time Series Modeling of ISO-NE Wind Plants" (2020); ISONE "2025 Hourly Solar Generation" (2026)

Analysis using LBNL data: New England hourly production

Shown here is the potential change in hourly energy output for New England on peak load days given the different resource mixes between the LBNL and NERC data. Positive values indicate LBNL recorded more capacity for that resource type while negative values indicate NERC recorded more capacity.

As explained on slide 45, we adjusted the hourly production of each resource type to match expected peak day behavior, given regional resource accreditation methods. Battery and battery hybrid resources are expected to discharge at partial capacity for all hours of unserved energy, modulating their output so that no one resource discharges for longer than 6 hours. Given the large quantity of battery and hybrid resources in the LBNL data, these resources were additionally discounted by the historic withdraw rate of the region.

Given the data available, we cannot replicate the energy inadequacy analysis presented in the LTRA exactly. We provide this rough estimate to understand how different generation assumptions would impact unserved energy results.

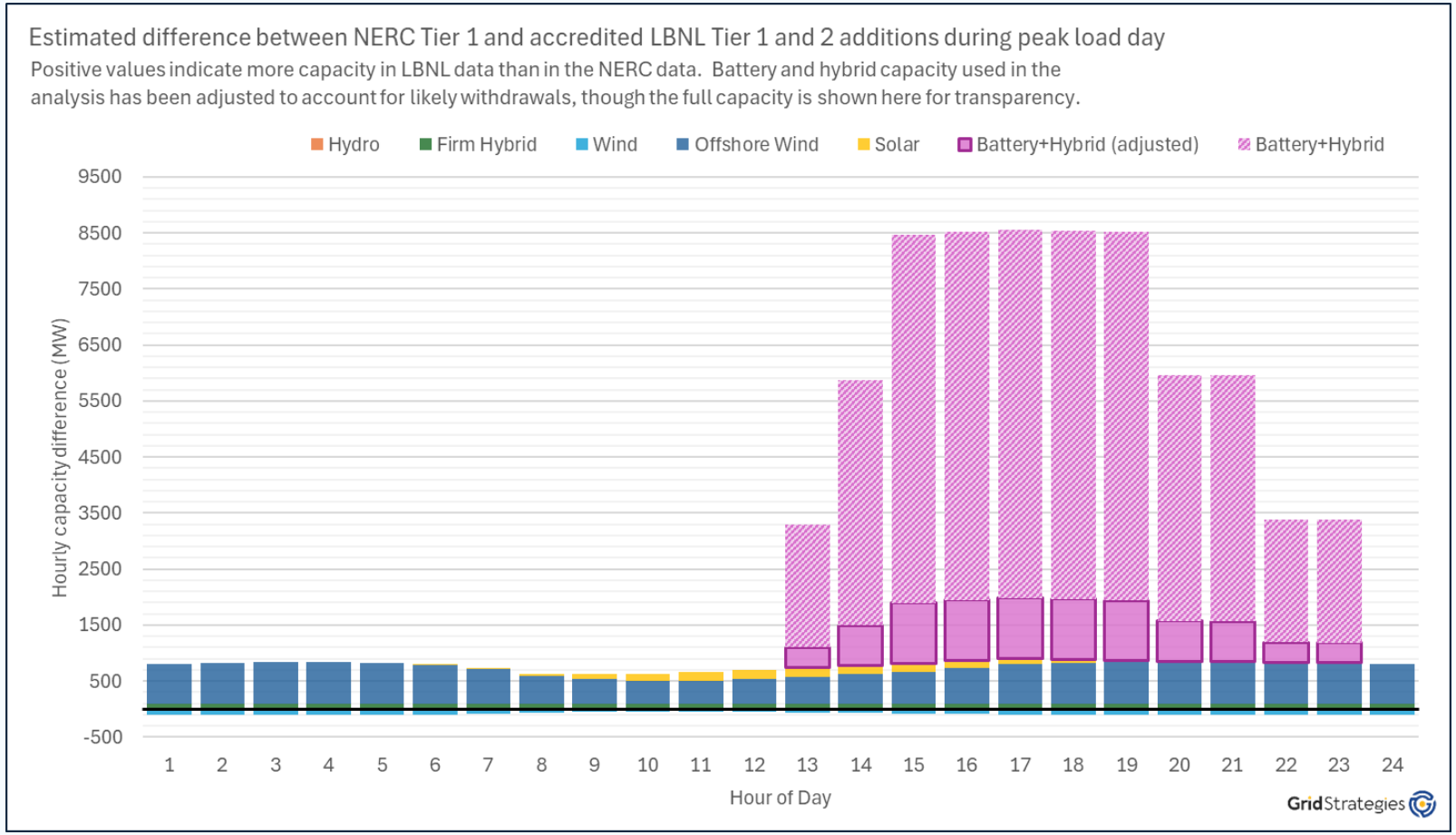

SOURCE | NERC "2025 LTRA" (2026); NERC "2024 LTRA" (2025); NERC "ES&D" (2026); Rand, J. et al. (Aug. 2025)

BEFORE THE UNITED STATES DEPARTMENT OF ENERGY

Federal Power Act Section 202(c)	)
Emergency Order: Midcontinent	)
Independent System Operator	)
(MISO)	)
	)

Exhibit to
Motion to Intervene and Request for Rehearing and Stay of
Public Interest Organizations

Exhibit 158

CAMPD Campbell Hourly Emissions Data

State	Facility Name	Facility ID	Unit ID	Associated	Date	Hour	Operating Time	Gross Load (MW)	Steam Load (1000 lb/hr)	SO2 Mass (lbs)	SO2 Mass Measure Indicator	SO2 Rate (lbs/mmBtu)	SO2 Rate Measure Indicator	CO2 Mass (short tons)	CO2 Mass Measure Indicator	CO2 Rate (short tons/mmBtu)	CO2 Rate Measure Indicator	NOx Mass (lbs)	NOx Mass Measure Indicator	NOx Rate (lbs/mmBtu)	NOx Rate Measure Indicator	Heat Input (mmBtu)	Heat Input Measure Indicator	Primary Fuel Type	Secondary Fuel Type	Unit Type	SO2 Controls	NOx Controls	PM Controls	Hg Controls	Program Code
MI	J H Campbell	1710	1		6/1/2025	0	1	168		485.4	Measured	0.275	Calculated	185.2	Measured	0.105	Calculated	215.4	Measured	0.122	Measured	1765.9	Measured	Coal		Tangentially-fired	Dry Sorbent Injection	Low NOx Burner Technology w/ Closed-coupled/Separated OFA	Baghouse	Halogenated PAC Sorbent Injection	ARP, CSNOX, CSOSG2E, CSSO2G1, MATS
MI	J H Campbell	1710	1		6/1/2025	1	1	168		450.9	Measured	0.254	Calculated	186.2	Measured	0.105	Calculated	216.6	Measured	0.122	Measured	1775.3	Measured	Coal		Tangentially-fired	Dry Sorbent Injection	Low NOx Burner Technology w/ Closed-coupled/Separated OFA	Baghouse	Halogenated PAC Sorbent Injection	ARP, CSNOX, CSOSG2E, CSSO2G1, MATS
MI	J H Campbell	1710	1		6/1/2025	2	1	168		426.1	Measured	0.238	Calculated	187.6	Measured	0.105	Calculated	220	Measured	0.123	Measured	1788.7	Measured	Coal		Tangentially-fired	Dry Sorbent Injection	Low NOx Burner Technology w/ Closed-coupled/Separated OFA	Baghouse	Halogenated PAC Sorbent Injection	ARP, CSNOX, CSOSG2E, CSSO2G1, MATS
MI	J H Campbell	1710	1		6/1/2025	3	1	168		449.2	Measured	0.25	Calculated	188.3	Measured	0.105	Calculated	219.1	Measured	0.122	Measured	1795.7	Measured	Coal		Tangentially-fired	Dry Sorbent Injection	Low NOx Burner Technology w/ Closed-coupled/Separated OFA	Baghouse	Halogenated PAC Sorbent Injection	ARP, CSNOX, CSOSG2E, CSSO2G1, MATS
MI	J H Campbell	1710	1		6/1/2025	4	1	168		448	Measured	0.26	Calculated	180.6	Measured	0.105	Calculated	206.6	Measured	0.12	Measured	1721.9	Measured	Coal		Tangentially-fired	Dry Sorbent Injection	Low NOx Burner Technology w/ Closed-coupled/Separated OFA	Baghouse	Halogenated PAC Sorbent Injection	ARP, CSNOX, CSOSG2E, CSSO2G1, MATS
MI	J H Campbell	1710	1		6/1/2025	5	1	168		473.6	Measured	0.263	Calculated	188.6	Measured	0.105	Calculated	215.8	Measured	0.12	Measured	1798.6	Measured	Coal		Tangentially-fired	Dry Sorbent Injection	Low NOx Burner Technology w/ Closed-coupled/Separated OFA	Baghouse	Halogenated PAC Sorbent Injection	ARP, CSNOX, CSOSG2E, CSSO2G1, MATS
MI	J H Campbell	1710	1		6/1/2025	6	1	168		457	Measured	0.253	Calculated	189.6	Measured	0.105	Calculated	220.5	Measured	0.122	Measured	1807.6	Measured	Coal		Tangentially-fired	Dry Sorbent Injection	Low NOx Burner Technology w/ Closed-coupled/Separated OFA	Baghouse	Halogenated PAC Sorbent Injection	ARP, CSNOX, CSOSG2E, CSSO2G1, MATS
MI	J H Campbell	1710	1		6/1/2025	7	1	168		459.2	Measured	0.257	Calculated	187.5	Measured	0.105	Calculated	218.1	Measured	0.122	Measured	1787.4	Measured	Coal		Tangentially-fired	Dry Sorbent Injection	Low NOx Burner Technology w/ Closed-coupled/Separated OFA	Baghouse	Halogenated PAC Sorbent Injection	ARP, CSNOX, CSOSG2E, CSSO2G1, MATS
MI	J H Campbell	1710	1		6/1/2025	8	1	168		482	Measured	0.272	Calculated	185.8	Measured	0.105	Calculated	219.6	Measured	0.124	Measured	1771.2	Measured	Coal		Tangentially-fired	Dry Sorbent Injection	Low NOx Burner Technology w/ Closed-coupled/Separated OFA	Baghouse	Halogenated PAC Sorbent Injection	ARP, CSNOX, CSOSG2E, CSSO2G1, MATS
MI	J H Campbell	1710	1		6/1/2025	9	1	168		488.7	Measured	0.275	Calculated	186.1	Measured	0.105	Calculated	212.9	Measured	0.12	Measured	1774.4	Measured	Coal		Tangentially-fired	Dry Sorbent Injection	Low NOx Burner Technology w/ Closed-coupled/Separated OFA	Baghouse	Halogenated PAC Sorbent Injection	ARP, CSNOX, CSOSG2E, CSSO2G1, MATS
MI	J H Campbell	1710	1		6/1/2025	10	1	168		451.7	Measured	0.254	Calculated	186.6	Measured	0.105	Calculated	215.2	Measured	0.121	Measured	1778.9	Measured	Coal		Tangentially-fired	Dry Sorbent Injection	Low NOx Burner Technology w/ Closed-coupled/Separated OFA	Baghouse	Halogenated PAC Sorbent Injection	ARP, CSNOX, CSOSG2E, CSSO2G1, MATS
MI	J H Campbell	1710	1		6/1/2025	11	1	168		402.1	Measured	0.225	Calculated	187.2	Measured	0.105	Calculated	216	Measured	0.121	Measured	1784.9	Measured	Coal		Tangentially-fired	Dry Sorbent Injection	Low NOx Burner Technology w/ Closed-coupled/Separated OFA	Baghouse	Halogenated PAC Sorbent Injection	ARP, CSNOX, CSOSG2E, CSSO2G1, MATS
MI	J H Campbell	1710	1		6/1/2025	12	1	168		396.1	Measured	0.222	Calculated	187.2	Measured	0.105	Calculated	219.5	Measured	0.123	Measured	1784.5	Measured	Coal		Tangentially-fired	Dry Sorbent Injection	Low NOx Burner Technology w/ Closed-coupled/Separated OFA	Baghouse	Halogenated PAC Sorbent Injection	ARP, CSNOX, CSOSG2E, CSSO2G1, MATS
MI	J H Campbell	1710	1		6/1/2025	13	1	169		425.1	Measured	0.238	Calculated	187.1	Measured	0.105	Calculated	217.6	Measured	0.122	Measured	1783.7	Measured	Coal		Tangentially-fired	Dry Sorbent Injection	Low NOx Burner Technology w/ Closed-coupled/Separated OFA	Baghouse	Halogenated PAC Sorbent Injection	ARP, CSNOX, CSOSG2E, CSSO2G1, MATS
MI	J H Campbell	1710	1		6/1/2025	14	1	168		433.3	Measured	0.244	Calculated	186.2	Measured	0.105	Calculated	218.3	Measured	0.123	Measured	1775.1	Measured	Coal		Tangentially-fired	Dry Sorbent Injection	Low NOx Burner Technology w/ Closed-coupled/Separated OFA	Baghouse	Halogenated PAC Sorbent Injection	ARP, CSNOX, CSOSG2E, CSSO2G1, MATS
MI	J H Campbell	1710	1		6/1/2025	15	1	169		434.7	Measured	0.245	Calculated	186.4	Measured	0.105	Calculated	220.4	Measured	0.124	Measured	1777.1	Measured	Coal		Tangentially-fired	Dry Sorbent Injection	Low NOx Burner Technology w/ Closed-coupled/Separated OFA	Baghouse	Halogenated PAC Sorbent Injection	ARP, CSNOX, CSOSG2E, CSSO2G1, MATS
MI	J H Campbell	1710	1		6/1/2025	16	1	168		428.1	Measured	0.241	Calculated	186.1	Measured	0.105	Calculated	221.8	Measured	0.125	Measured	1774	Measured	Coal		Tangentially-fired	Dry Sorbent Injection	Low NOx Burner Technology w/ Closed-coupled/Separated OFA	Baghouse	Halogenated PAC Sorbent Injection	ARP, CSNOX, CSOSG2E, CSSO2G1, MATS
MI	J H Campbell	1710	1		6/1/2025	17	1	168		431.7	Measured	0.244	Calculated	185.5	Measured	0.105	Calculated	219.3	Measured	0.124	Measured	1768.8	Measured	Coal		Tangentially-fired	Dry Sorbent Injection	Low NOx Burner Technology w/ Closed-coupled/Separated OFA	Baghouse	Halogenated PAC Sorbent Injection	ARP, CSNOX, CSOSG2E, CSSO2G1, MATS
MI	J H Campbell	1710	1		6/1/2025	18	1	168		440.9	Measured	0.248	Calculated	186.5	Measured	0.105	Calculated	217	Measured	0.122	Measured	1778.7	Measured	Coal		Tangentially-fired	Dry Sorbent Injection	Low NOx Burner Technology w/ Closed-coupled/Separated OFA	Baghouse	Halogenated PAC Sorbent Injection	ARP, CSNOX, CSOSG2E, CSSO2G1, MATS
MI	J H Campbell	1710	1		6/1/2025	19	1	168		436.9	Measured	0.245	Calculated	187.1	Measured	0.105	Calculated	217.6	Measured	0.122	Measured	1783.9	Measured	Coal		Tangentially-fired	Dry Sorbent Injection	Low NOx Burner Technology w/ Closed-coupled/Separated OFA	Baghouse	Halogenated PAC Sorbent Injection	ARP, CSNOX, CSOSG2E, CSSO2G1, MATS
MI	J H Campbell	1710	1		6/1/2025	20	1	168		428.7	Measured	0.24	Calculated	187.1	Measured	0.105	Calculated	226.6	Measured	0.127	Measured	1784.4	Measured	Coal		Tangentially-fired	Dry Sorbent Injection	Low NOx Burner Technology w/ Closed-coupled/Separated OFA	Baghouse	Halogenated PAC Sorbent Injection	ARP, CSNOX, CSOSG2E, CSSO2G1, MATS
MI	J H Campbell	1710	1		6/1/2025	21	1	168		436.7	Measured	0.243	Calculated	188.3	Measured	0.105	Calculated	231.6	Measured	0.129	Measured	1795	Measured	Coal		Tangentially-fired	Dry Sorbent Injection	Low NOx Burner Technology w/ Closed-coupled/Separated OFA	Baghouse	Halogenated PAC Sorbent Injection	ARP, CSNOX, CSOSG2E, CSSO2G1, MATS
MI	J H Campbell	1710	1		6/1/2025	22	1	168		453.7	Measured	0.25	Calculated	190.5	Measured	0.105	Calculated	232.5	Measured	0.128	Measured	1816.2	Measured	Coal		Tangentially-fired	Dry Sorbent Injection	Low NOx Burner Technology w/ Closed-coupled/Separated OFA	Baghouse	Halogenated PAC Sorbent Injection	ARP, CSNOX, CSOSG2E, CSSO2G1, MATS
MI	J H Campbell	1710	1		6/1/2025	23	1	168		464.6	Measured	0.257	Calculated	189.4	Measured	0.105	Calculated	236.5	Measured	0.131	Measured	1805.7	Measured	Coal		Tangentially-fired	Dry Sorbent Injection	Low NOx Burner Technology w/ Closed-coupled/Separated OFA	Baghouse	Halogenated PAC Sorbent Injection	ARP, CSNOX, CSOSG2E, CSSO2G1, MATS
MI	J H Campbell	1710	1		6/2/2025	0	1	168		460.9	Measured	0.254	Calculated	190.6	Measured	0.105	Calculated	230.8	Measured	0.127	Measured	1817.4	Measured	Coal		Tangentially-fired	Dry Sorbent Injection	Low NOx Burner Technology w/ Closed-coupled/Separated OFA	Baghouse	Halogenated PAC Sorbent Injection	ARP, CSNOX, CSOSG2E, CSSO2G1, MATS
MI	J H Campbell	1710	1		6/2/2025	1	1	168		464.2	Measured	0.255	Calculated	191.1	Measured	0.105	Calculated	227.8	Measured	0.125	Measured	1822.4	Measured	Coal		Tangentially-fired	Dry Sorbent Injection	Low NOx Burner Technology w/ Closed-coupled/Separated OFA	Baghouse	Halogenated PAC Sorbent Injection	ARP, CSNOX, CSOSG2E, CSSO2G1, MATS
MI	J H Campbell	1710	1		6/2/2025	2	1	168		449.1	Measured	0.248	Calculated	189.6	Measured	0.105	Calculated	225.9	Measured	0.125	Measured	1807.4	Measured	Coal		Tangentially-fired	Dry Sorbent Injection	Low NOx Burner Technology w/ Closed-coupled/Separated OFA	Baghouse	Halogenated PAC Sorbent Injection	ARP, CSNOX, CSOSG2E, CSSO2G1, MATS
MI	J H Campbell	1710	1		6/2/2025	3	1	168		461.4	Measured	0.253	Calculated	191	Measured	0.105	Calculated	218.5	Measured	0.12	Measured	1821.2	Measured	Coal		Tangentially-fired	Dry Sorbent Injection	Low NOx Burner Technology w/ Closed-coupled/Separated OFA	Baghouse	Halogenated PAC Sorbent Injection	ARP, CSNOX, CSOSG2E, CSSO2G1, MATS
MI	J H Campbell	1710	1		6/2/2025	4	1	168		446.8	Measured	0.249	Calculated	188.2	Measured	0.105	Calculated	222.5	Measured	0.124	Measured	1794.3	Measured	Coal		Tangentially-fired	Dry Sorbent Injection	Low NOx Burner Technology w/ Closed-coupled/Separated OFA	Baghouse	Halogenated PAC Sorbent Injection	ARP, CSNOX, CSOSG2E, CSSO2G1, MATS
MI	J H Campbell	1710	1		6/2/2025	5	1	168		443	Measured	0.243	Calculated	191.2	Measured	0.105	Calculated	237	Measured	0.13	Measured	1823	Measured	Coal		Tangentially-fired	Dry Sorbent Injection	Low NOx Burner Technology w/ Closed-coupled/Separated OFA	Baghouse	Halogenated PAC Sorbent Injection	ARP, CSNOX, CSOSG2E, CSSO2G1, MATS
MI	J H Campbell	1710	1		6/2/2025	6	1	168		457.2	Measured	0.251	Calculated	190.7	Measured	0.105	Calculated	238.2	Measured	0.131	Measured	1818.2	Measured	Coal		Tangentially-fired	Dry Sorbent Injection	Low NOx Burner Technology w/ Closed-coupled/Separated OFA	Baghouse	Halogenated PAC Sorbent Injection	ARP, CSNOX, CSOSG2E, CSSO2G1, MATS
MI	J H Campbell	1710	1		6/2/2025	7	1	168		452.1	Measured	0.252	Calculated	188.2	Measured	0.105	Calculated	233.3	Measured	0.13	Measured	1794.3	Measured	Coal		Tangentially-fired	Dry Sorbent Injection	Low NOx Burner Technology w/ Closed-coupled/Separated OFA	Baghouse	Halogenated PAC Sorbent Injection	ARP, CSNOX, CSOSG2E, CSSO2G1, MATS
MI	J H Campbell	1710	1		6/2/2025	8	1	168		453.7	Measured	0.252	Calculated	188.6	Measured	0.105	Calculated	233.8	Measured	0.13	Measured	1798.4	Measured	Coal		Tangentially-fired	Dry Sorbent Injection	Low NOx Burner Technology w/ Closed-coupled/Separated OFA	Baghouse	Halogenated PAC Sorbent Injection	ARP, CSNOX, CSOSG2E, CSSO2G1, MATS
MI	J H Campbell	1710	1		6/2/2025	9	1	168		437.6	Measured	0.241	Calculated	190.6	Measured	0.105	Calculated	232.6	Measured	0.128	Measured	1817	Measured	Coal		Tangentially-fired	Dry Sorbent Injection	Low NOx Burner Technology w/ Closed-coupled/Separated OFA	Baghouse	Halogenated PAC Sorbent Injection	ARP, CSNOX, CSOSG2E, CSSO2G1, MATS
MI	J H Campbell	1710	1		6/2/2025	10	1	168		398.3	Measured	0.222	Calculated	188.2	Measured	0.105	Calculated	218.9	Measured	0.122	Measured	1794	Measured	Coal		Tangentially-fired	Dry Sorbent Injection	Low NOx Burner Technology w/ Closed-coupled/Separated OFA	Baghouse	Halogenated PAC Sorbent Injection	ARP, CSNOX, CSOSG2E, CSSO2G1, MATS
MI	J H Campbell	1710	1		6/2/2025	11	1	168		409.5	Measured	0.225	Calculated	190.8	Measured	0.105	Calculated	220.1	Measured	0.121	Measured	1819.4	Measured	Coal		Tangentially-fired	Dry Sorbent Injection	Low NOx Burner Technology w/ Closed-coupled/Separated OFA	Baghouse	Halogenated PAC Sorbent Injection	ARP, CSNOX, CSOSG2E, CSSO2G1, MATS
MI	J H Campbell	1710	1		6/2/2025	12	1	168		434.9	Measured	0.241	Calculated	189.6	Measured	0.105	Calculated	222.4	Measured	0.123	Measured	1807.8	Measured	Coal		Tangentially-fired	Dry Sorbent Injection	Low NOx Burner Technology w/ Closed-coupled/Separated OFA	Baghouse	Halogenated PAC Sorbent Injection	ARP, CSNOX, CSOSG2E, CSSO2G1, MATS
MI	J H Campbell	1710	1		6/2/2025	13	1	168		451.1	Measured	0.249	Calculated	190.1	Measured	0.105	Calculated	228.3	Measured	0.126	Measured	1812.1	Measured	Coal		Tangentially-fired	Dry Sorbent Injection	Low NOx Burner Technology w/ Closed-coupled/Separated OFA	Baghouse	Halogenated PAC Sorbent Injection	ARP, CSNOX, CSOSG2E, CSSO2G1, MATS
MI	J H Campbell	1710	1		6/2/2025	14	1	168		457.3	Measured	0.251	Calculated	190.8	Measured	0.105	Calculated	234.7	Measured	0.129	Measured	1819.3	Measured	Coal		Tangentially-fired	Dry Sorbent Injection	Low NOx Burner Technology w/ Closed-coupled/Separated OFA	Baghouse	Halogenated PAC Sorbent Injection	ARP, CSNOX, CSOSG2E, CSSO2G1, MATS
MI	J H Campbell	1710	1		6/2/2025	15	1	168		455.7	Measured	0.248	Calculated	192.4	Measured	0.105	Calculated	236.6	Measured	0.129	Measured	1834.4	Measured	Coal		Tangentially-fired	Dry Sorbent Injection	Low NOx Burner Technology w/ Closed-coupled/Separated OFA	Baghouse	Halogenated PAC Sorbent Injection	ARP, CSNOX, CSOSG2E, CSSO2G1, MATS
MI	J H Campbell	1710	1		6/2/2025	16	1	169		457.3	Measured	0.25	Calculated	191.6	Measured	0.105	Calculated	235.7	Measured	0.129	Measured	1826.9	Measured	Coal		Tangentially-fired	Dry Sorbent Injection	Low NOx Burner Technology w/ Closed-coupled/Separated OFA	Baghouse	Halogenated PAC Sorbent Injection	ARP, CSNOX, CSOSG2E, CSSO2G1, MATS
MI	J H Campbell	1710	1		6/2/2025	17	1	168		444	Measured	0.244	Calculated	190.6	Measured	0.105	Calculated	225.3	Measured	0.124	Measured	1817.1	Measured	Coal		Tangentially-fired	Dry Sorbent Injection	Low NOx Burner Technology w/ Closed-coupled/Separated OFA	Baghouse	Halogenated PAC Sorbent Injection	ARP, CSNOX, CSOSG2E, CSSO2G1, MATS
MI	J H Campbell	1710	1		6/2/2025	18	1	168		450.3	Measured	0.246	Calculated	191.6	Measured	0.105	Calculated	226.5	Measured	0.124	Measured	1826.8	Measured	Coal		Tangentially-fired	Dry Sorbent Injection	Low NOx Burner Technology w/ Closed-coupled/Separated OFA	Baghouse	Halogenated PAC Sorbent Injection	ARP, CSNOX, CSOSG2E, CSSO2G1, MATS
MI	J H Campbell	1710	1		6/2/2025	19	1	169		452.5	Measured	0.247	Calculated	192.1	Measured	0.105	Calculated	225.3	Measured	0.123	Measured	1831.8	Measured	Coal		Tangentially-fired	Dry Sorbent Injection	Low NOx Burner Technology w/ Closed-coupled/Separated OFA	Baghouse	Halogenated PAC Sorbent Injection	ARP, CSNOX, CSOSG2E, CSSO2G1, MATS
MI	J H Campbell	1710	1		6/2/2025	20	1	168		460.4	Measured	0.253	Calculated	190.7	Measured	0.105	Calculated	234.5	Measured	0.129	Measured	1817.9	Measured	Coal		Tangentially-fired	Dry Sorbent Injection	Low NOx Burner Technology w/ Closed-coupled/Separated OFA	Baghouse	Halogenated PAC Sorbent Injection	ARP, CSNOX, CSOSG2E, CSSO2G1, MATS
MI	J H Campbell	1710	1		6/2/2025	21	1	168		457.4	Measured	0.251	Calculated	191.3	Measured	0.105	Calculated	238.9	Measured	0.131	Measured	1823.6	Measured	Coal		Tangentially-fired	Dry Sorbent Injection	Low NOx Burner Technology w/ Closed-coupled/Separated OFA	Baghouse	Halogenated PAC Sorbent Injection	ARP, CSNOX, CSOSG2E, CSSO2G1, MATS
MI	J H Campbell	1710	1		6/2/2025	22	1	169		495.1	Measured	0.272	Calculated	191	Measured	0.105	Calculated	240.4	Measured	0.132	Measured	1820.9	Measured	Coal		Tangentially-fired	Dry Sorbent Injection	Low NOx Burner Technology w/ Closed-coupled/Separated OFA	Baghouse	Halogenated PAC Sorbent Injection	ARP, CSNOX, CSOSG2E, CSSO2G1, MATS
MI	J H Campbell	1710	1		6/2/2025	23	1	168		616.9	Measured	0.34	Calculated	190.3	Measured	0.105	Calculated	237.7	Measured	0.131	Measured	1814.3	Measured	Coal		Tangentially-fired	Dry Sorbent Injection	Low NOx Burner Technology w/ Closed-coupled/Separated OFA	Baghouse	Halogenated PAC Sorbent Injection	ARP, CSNOX, CSOSG2E, CSSO2G1, MATS
MI	J H Campbell	1710	1		6/3/2025	0	1	168		488.3	Measured	0.27	Calculated	189.9	Measured	0.105	Calculated	228.1	Measured	0.126	Measured	1810.2	Measured	Coal		Tangentially-fired	Dry Sorbent Injection	Low NOx Burner Technology w/ Closed-coupled/Separated OFA	Baghouse	Halogenated PAC Sorbent Injection	ARP, CSNOX, CSOSG2E, CSSO2G1, MATS
MI	J H Campbell	1710	1		6/3/2025	1	1	168		434.8	Measured	0.239	Calculated	190.9	Measured	0.105	Calculated	227.5	Measured	0.125	Measured	1819.8	Measured	Coal		Tangentially-fired	Dry Sorbent Injection	Low NOx Burner Technology w/ Closed-coupled/Separated OFA	Baghouse	Halogenated PAC Sorbent Injection	ARP, CSNOX, CSOSG2E, CSSO2G1, MATS
MI	J H Campbell	1710	1		6/3/2025	2	1	168		415.2	Measured	0.227	Calculated	191.6	Measured	0.105	Calculated	224.8	Measured	0.123	Measured	1827.3	Measured	Coal		Tangentially-fired	Dry Sorbent Injection	Low NOx Burner Technology w/ Closed-coupled/Separated OFA	Baghouse	Halogenated PAC Sorbent Injection	ARP, CSNOX, CSOSG2E, CSSO2G1, MATS
MI	J H Campbell	1710	1		6/3/2025	3	1	168		438.6	Measured	0.241	Calculated	190.6	Measured	0.105	Calculated	227.2	Measured	0.125	Measured	1817.2	Measured	Coal		Tangentially-fired	Dry Sorbent Injection	Low NOx Burner Technology w/ Closed-coupled/Separated OFA	Baghouse	Halogenated PAC Sorbent Injection	ARP, CSNOX, CSOSG2E, CSSO2G1, MATS
MI	J H Campbell	1710	1		6/3/2025	4	1	168		437	Measured	0.242	Calculated	189.5	Measured	0.105	Calculated	233.1	Measured	0.129	Measured	1806.6	Measured	Coal		Tangentially-fired	Dry Sorbent Injection	Low NOx Burner Technology w/ Closed-coupled/Separated OFA	Baghouse	Halogenated PAC Sorbent Injection	ARP, CSNOX, CSOSG2E, CSSO2G1, MATS
MI	J H Campbell	1710	1		6/3/2025	5	1	168		446.1	Measured	0.245	Calculated	190.6	Measured	0.105	Calculated	239.9	Measured	0.132	Measured	1817.8	Measured	Coal		Tangentially-fired	Dry Sorbent Injection	Low NOx Burner Technology w/ Closed-coupled/Separated OFA	Baghouse	Halogenated PAC Sorbent Injection	ARP, CSNOX, CSOSG2E, CSSO2G1, MATS
MI	J H Campbell	1710	1		6/3/2025	6	1	168		456	Measured	0.249	Calculated	192.3	Measured	0.105	Calculated	243.9	Measured	0.133	Measured	1833.9	Measured	Coal		Tangentially-fired	Dry Sorbent Injection	Low NOx Burner Technology w/ Closed-coupled/Separated OFA	Baghouse	Halogenated PAC Sorbent Injection	ARP, CSNOX, CSOSG2E, CSSO2G1, MATS
MI	J H Campbell	1710	1		6/3/2025	7	1	183		509	Measured	0.261	Calculated	204.4	Measured	0.105	Calculated	265	Measured	0.136	Measured	1948.5	Measured	Coal		Tangentially-fired	Dry Sorbent Injection	Low NOx Burner Technology w/ Closed-coupled/Separated OFA	Baghouse	Halogenated PAC Sorbent Injection	ARP, CSNOX, CSOSG2E, CSSO2G1, MATS
MI	J H Campbell	1710	1		6/3/2025	8	1	234		609.5	Measured	0.254	Calculated	251.3	Measured	0.105	Calculated	357	Measured	0.149	Measured	2396.3	Measured	Coal		Tangentially-fired	Dry Sorbent Injection	Low NOx Burner Technology w/ Closed-coupled/Separated OFA	Baghouse	Halogenated PAC Sorbent Injection	ARP, CSNOX, CSOSG2E, CSSO2G1, MATS
MI	J H Campbell	1710	1		6/3/2025	9	1	234		578.2	Measured	0.243	Calculated	249.2	Measured	0.105	Calculated	342.2	Measured	0.144	Measured	2376.4	Measured	Coal		Tangentially-fired	Dry Sorbent Injection	Low NOx Burner Technology w/ Closed-coupled/Separated OFA	Baghouse	Halogenated PAC Sorbent Injection	ARP, CSNOX, CSOSG2E, CSSO2G1, MATS
MI	J H Campbell	1710	1		6/3/2025	10	1	234		590.7	Measured	0.247	Calculated	250.6	Measured	0.105	Calculated	332.2	Measured	0.139	Measured	2389.7	Measured	Coal		Tangentially-fired	Dry Sorbent Injection	Low NOx Burner Technology w/ Closed-coupled/Separated OFA	Baghouse	Halogenated PAC Sorbent Injection	ARP, CSNOX, CSOSG2E, CSSO2G1, MATS
MI	J H Campbell	1710	1		6/3/2025	11	1	235		579.1	Measured	0.241	Calculated	251.8	Measured	0.105	Calculated	338.5	Measured	0.141	Measured	2400.4	Measured	Coal		Tangentially-fired	Dry Sorbent Injection	Low NOx Burner Technology w/ Closed-coupled/Separated OFA	Baghouse	Halogenated PAC Sorbent Injection	ARP, CSNOX, CSOSG2E, CSSO2G1, MATS
MI	J H Campbell	1710	1		6/3/2025	12	1	234		581.3	Measured	0.242	Calculated	252.2	Measured	0.105	Calculated	336.6	Measured	0.14	Measured	2404.3	Measured	Coal		Tangentially-fired	Dry Sorbent Injection	Low NOx Burner Technology w/ Closed-coupled/Separated OFA	Baghouse	Halogenated PAC Sorbent Injection	ARP, CSNOX, CSOSG2E, CSSO2G1, MATS
MI	J H Campbell	1710	1		6/3/2025	13	1	235		593.2	Measured	0.247	Calculated	252.2	Measured	0.105	Calculated	339.1	Measured	0.141	Measured	2404.7	Measured	Coal		Tangentially-fired	Dry Sorbent Injection	Low NOx Burner Technology w/ Closed-coupled/Separated OFA	Baghouse	Halogenated PAC Sorbent Injection	ARP, CSNOX, CSOSG2E, CSSO2G1, MATS
MI	J H Campbell	1710	1		6/3/2025	14	1	234		614.8	Measured	0.256	Calculated	251.9	Measured	0.105	Calculated	336.2	Measured	0.14	Measured	2401.5	Measured	Coal		Tangentially-fired	Dry Sorbent Injection	Low NOx Burner Technology w/ Closed-coupled/Separated OFA	Baghouse	Halogenated PAC Sorbent Injection	ARP, CSNOX, CSOSG2E, CSSO2G1, MATS
MI	J H Campbell	1710	1		6/3/2025	15	1	235		614.7	Measured	0.255	Calculated	253	Measured	0.105	Calculated	330.4	Measured	0.137	Measured	2411.9	Measured	Coal		Tangentially-fired	Dry Sorbent Injection	Low NOx Burner Technology w/ Closed-coupled/Separated OFA	Baghouse	Halogenated PAC Sorbent Injection	ARP, CSNOX, CSOSG2E, CSSO2G1, MATS
MI	J H Campbell	1710	1		6/3/2025	16	1	234		624	Measured	0.261	Calculated	250.8	Measured	0.105	Calculated	327.6	Measured	0.137	Measured	2391.6	Measured	Coal		Tangentially-fired	Dry Sorbent Injection	Low NOx Burner Technology w/ Closed-coupled/Separated OFA	Baghouse	Halogenated PAC Sorbent Injection	ARP, CSNOX, CSOSG2E, CSSO2G1, MATS
MI	J H Campbell	1710	1		6/3/2025	17	1	235		630.8	Measured	0.263	Calculated	251.8	Measured	0.105	Calculated	328.9	Measured	0.137	Measured	2401	Measured	Coal		Tangentially-fired	Dry Sorbent Injection	Low NOx Burner Technology w/ Closed-coupled/Separated OFA	Baghouse	Halogenated PAC Sorbent Injection	ARP, CSNOX, CSOSG2E, CSSO2G1, MATS
MI	J H Campbell	1710	1		6/3/2025	18	1	235		598	Measured	0.248	Calculated	252.4	Measured	0.105	Calculated	327.3	Measured	0.136	Measured	2406.9	Measured	Coal		Tangentially-fired	Dry Sorbent Injection	Low NOx Burner Technology w/ Closed-coupled/Separated OFA	Baghouse	Halogenated PAC Sorbent Injection	ARP, CSNOX, CSOSG2E, CSSO2G1, MATS
MI	J H Campbell	1710	1		6/3/2025	19	1	235		581.2	Measured	0.243	Calculated	250.8	Measured	0.105	Calculated	330	Measured	0.138	Measured	2391.2	Measured	Coal		Tangentially-fired	Dry Sorbent Injection	Low NOx Burner Technology w/ Closed-coupled/Separated OFA	Baghouse	Halogenated PAC Sorbent Injection	ARP, CSNOX, CSOSG2E, CSSO2G1, MATS
MI	J H Campbell	1710	1		6/3/2025	20	1	234		594.8	Measured	0.247	Calculated	252.6	Measured	0.105	Calculated	327.6	Measured	0.136	Measured	2408.8	Measured	Coal		Tangentially-fired	Dry Sorbent Injection	Low NOx Burner Technology w/ Closed-coupled/Separated OFA	Baghouse	Halogenated PAC Sorbent Injection	ARP, CSNOX, CSOSG2E, CSSO2G1, MATS
MI	J H Campbell	1710	1		6/3/2025	21	1	235		605.9	Measured	0.252	Calculated	251.8	Measured	0.105	Calculated	328.9	Measured	0.137	Measured	2400.7	Measured	Coal		Tangentially-fired

MI	J H Campbell	1710	1	6/5/2025	19	1	235	564.8	Measured	0.237	Calculated	249.5	Measured	0.105	Calculated	349.7	Measured	0.147	Measured	2379	Measured	Coal	Tangentially-fired	Dry Sorbent Injection	Low NOx Burner Technology w/ Closed-coupled/Separated OFA	Baghouse	Halogenated PAC Sorbent Injection	ARP, CSNOX, CSOSG2E, CSSO2G1, MATS
MI	J H Campbell	1710	1	6/5/2025	20	1	235	556.4	Measured	0.233	Calculated	250.4	Measured	0.105	Calculated	358.1	Measured	0.15	Measured	2387.6	Measured	Coal	Tangentially-fired	Dry Sorbent Injection	Low NOx Burner Technology w/ Closed-coupled/Separated OFA	Baghouse	Halogenated PAC Sorbent Injection	ARP, CSNOX, CSOSG2E, CSSO2G1, MATS
MI	J H Campbell	1710	1	6/5/2025	21	1	235	576.9	Measured	0.241	Calculated	250.8	Measured	0.105	Calculated	363.5	Measured	0.152	Measured	2391.2	Measured	Coal	Tangentially-fired	Dry Sorbent Injection	Low NOx Burner Technology w/ Closed-coupled/Separated OFA	Baghouse	Halogenated PAC Sorbent Injection	ARP, CSNOX, CSOSG2E, CSSO2G1, MATS
MI	J H Campbell	1710	1	6/5/2025	22	1	235	637.1	Measured	0.263	Calculated	253.6	Measured	0.105	Calculated	365.1	Measured	0.151	Measured	2418.2	Measured	Coal	Tangentially-fired	Dry Sorbent Injection	Low NOx Burner Technology w/ Closed-coupled/Separated OFA	Baghouse	Halogenated PAC Sorbent Injection	ARP, CSNOX, CSOSG2E, CSSO2G1, MATS
MI	J H Campbell	1710	1	6/5/2025	23	1	234	643.3	Measured	0.268	Calculated	251.5	Measured	0.105	Calculated	362.1	Measured	0.151	Measured	2398.3	Measured	Coal	Tangentially-fired	Dry Sorbent Injection	Low NOx Burner Technology w/ Closed-coupled/Separated OFA	Baghouse	Halogenated PAC Sorbent Injection	ARP, CSNOX, CSOSG2E, CSSO2G1, MATS
MI	J H Campbell	1710	1	6/6/2025	0	1	235	624.4	Measured	0.261	Calculated	251.4	Measured	0.105	Calculated	357.1	Measured	0.149	Measured	2396.7	Measured	Coal	Tangentially-fired	Dry Sorbent Injection	Low NOx Burner Technology w/ Closed-coupled/Separated OFA	Baghouse	Halogenated PAC Sorbent Injection	ARP, CSNOX, CSOSG2E, CSSO2G1, MATS
MI	J H Campbell	1710	1	6/6/2025	1	1	234	599	Measured	0.25	Calculated	251.3	Measured	0.105	Calculated	354.6	Measured	0.148	Measured	2396	Measured	Coal	Tangentially-fired	Dry Sorbent Injection	Low NOx Burner Technology w/ Closed-coupled/Separated OFA	Baghouse	Halogenated PAC Sorbent Injection	ARP, CSNOX, CSOSG2E, CSSO2G1, MATS
MI	J H Campbell	1710	1	6/6/2025	2	1	235	605.5	Measured	0.253	Calculated	251.5	Measured	0.105	Calculated	359.6	Measured	0.15	Measured	2397.6	Measured	Coal	Tangentially-fired	Dry Sorbent Injection	Low NOx Burner Technology w/ Closed-coupled/Separated OFA	Baghouse	Halogenated PAC Sorbent Injection	ARP, CSNOX, CSOSG2E, CSSO2G1, MATS
MI	J H Campbell	1710	1	6/6/2025	3	1	235	600.4	Measured	0.251	Calculated	251.1	Measured	0.105	Calculated	361.6	Measured	0.151	Measured	2394.4	Measured	Coal	Tangentially-fired	Dry Sorbent Injection	Low NOx Burner Technology w/ Closed-coupled/Separated OFA	Baghouse	Halogenated PAC Sorbent Injection	ARP, CSNOX, CSOSG2E, CSSO2G1, MATS
MI	J H Campbell	1710	1	6/6/2025	4	1	234	601.4	Measured	0.256	Calculated	246.6	Measured	0.105	Calculated	357.3	Measured	0.152	Measured	2350.8	Measured	Coal	Tangentially-fired	Dry Sorbent Injection	Low NOx Burner Technology w/ Closed-coupled/Separated OFA	Baghouse	Halogenated PAC Sorbent Injection	ARP, CSNOX, CSOSG2E, CSSO2G1, MATS
MI	J H Campbell	1710	1	6/6/2025	5	1	235	605.9	Measured	0.254	Calculated	249.7	Measured	0.105	Calculated	361.9	Measured	0.152	Measured	2381.2	Measured	Coal	Tangentially-fired	Dry Sorbent Injection	Low NOx Burner Technology w/ Closed-coupled/Separated OFA	Baghouse	Halogenated PAC Sorbent Injection	ARP, CSNOX, CSOSG2E, CSSO2G1, MATS
MI	J H Campbell	1710	1	6/6/2025	6	1	235	591.8	Measured	0.248	Calculated	250.3	Measured	0.105	Calculated	358	Measured	0.15	Measured	2386.8	Measured	Coal	Tangentially-fired	Dry Sorbent Injection	Low NOx Burner Technology w/ Closed-coupled/Separated OFA	Baghouse	Halogenated PAC Sorbent Injection	ARP, CSNOX, CSOSG2E, CSSO2G1, MATS
MI	J H Campbell	1710	1	6/6/2025	7	1	235	594.3	Measured	0.251	Calculated	248.8	Measured	0.105	Calculated	355.8	Measured	0.15	Measured	2371.9	Measured	Coal	Tangentially-fired	Dry Sorbent Injection	Low NOx Burner Technology w/ Closed-coupled/Separated OFA	Baghouse	Halogenated PAC Sorbent Injection	ARP, CSNOX, CSOSG2E, CSSO2G1, MATS
MI	J H Campbell	1710	1	6/6/2025	8	1	223	563.6	Measured	0.249	Calculated	237.3	Measured	0.105	Calculated	353	Measured	0.156	Measured	2262.8	Measured	Coal	Tangentially-fired	Dry Sorbent Injection	Low NOx Burner Technology w/ Closed-coupled/Separated OFA	Baghouse	Halogenated PAC Sorbent Injection	ARP, CSNOX, CSOSG2E, CSSO2G1, MATS
MI	J H Campbell	1710	1	6/6/2025	9	1	161	416.4	Measured	0.239	Calculated	182.8	Measured	0.105	Calculated	256.2	Measured	0.147	Measured	1743	Measured	Coal	Tangentially-fired	Dry Sorbent Injection	Low NOx Burner Technology w/ Closed-coupled/Separated OFA	Baghouse	Halogenated PAC Sorbent Injection	ARP, CSNOX, CSOSG2E, CSSO2G1, MATS
MI	J H Campbell	1710	1	6/6/2025	10	1	163	424.3	Measured	0.24	Calculated	185.4	Measured	0.105	Calculated	242.2	Measured	0.137	Measured	1767.6	Measured	Coal	Tangentially-fired	Dry Sorbent Injection	Low NOx Burner Technology w/ Closed-coupled/Separated OFA	Baghouse	Halogenated PAC Sorbent Injection	ARP, CSNOX, CSOSG2E, CSSO2G1, MATS
MI	J H Campbell	1710	1	6/6/2025	11	1	163	414	Measured	0.235	Calculated	185.2	Measured	0.105	Calculated	254.2	Measured	0.144	Measured	1765.4	Measured	Coal	Tangentially-fired	Dry Sorbent Injection	Low NOx Burner Technology w/ Closed-coupled/Separated OFA	Baghouse	Halogenated PAC Sorbent Injection	ARP, CSNOX, CSOSG2E, CSSO2G1, MATS
MI	J H Campbell	1710	1	6/6/2025	12	1	162	431.5	Measured	0.244	Calculated	185.8	Measured	0.105	Calculated	256.9	Measured	0.145	Measured	1771.7	Measured	Coal	Tangentially-fired	Dry Sorbent Injection	Low NOx Burner Technology w/ Closed-coupled/Separated OFA	Baghouse	Halogenated PAC Sorbent Injection	ARP, CSNOX, CSOSG2E, CSSO2G1, MATS
MI	J H Campbell	1710	1	6/6/2025	13	1	163	458.4	Measured	0.258	Calculated	186.4	Measured	0.105	Calculated	261.3	Measured	0.147	Measured	1777.5	Measured	Coal	Tangentially-fired	Dry Sorbent Injection	Low NOx Burner Technology w/ Closed-coupled/Separated OFA	Baghouse	Halogenated PAC Sorbent Injection	ARP, CSNOX, CSOSG2E, CSSO2G1, MATS
MI	J H Campbell	1710	1	6/6/2025	14	1	166	487.4	Measured	0.272	Calculated	188.2	Measured	0.105	Calculated	245.8	Measured	0.137	Measured	1794.3	Measured	Coal	Tangentially-fired	Dry Sorbent Injection	Low NOx Burner Technology w/ Closed-coupled/Separated OFA	Baghouse	Halogenated PAC Sorbent Injection	ARP, CSNOX, CSOSG2E, CSSO2G1, MATS
MI	J H Campbell	1710	1	6/6/2025	15	1	165	469.5	Measured	0.263	Calculated	186.9	Measured	0.105	Calculated	242.4	Measured	0.136	Measured	1782	Measured	Coal	Tangentially-fired	Dry Sorbent Injection	Low NOx Burner Technology w/ Closed-coupled/Separated OFA	Baghouse	Halogenated PAC Sorbent Injection	ARP, CSNOX, CSOSG2E, CSSO2G1, MATS
MI	J H Campbell	1710	1	6/6/2025	16	1	165	444.8	Measured	0.25	Calculated	186.6	Measured	0.105	Calculated	238.4	Measured	0.134	Measured	1778.8	Measured	Coal	Tangentially-fired	Dry Sorbent Injection	Low NOx Burner Technology w/ Closed-coupled/Separated OFA	Baghouse	Halogenated PAC Sorbent Injection	ARP, CSNOX, CSOSG2E, CSSO2G1, MATS
MI	J H Campbell	1710	1	6/6/2025	17	1	165	448.2	Measured	0.251	Calculated	187.5	Measured	0.105	Calculated	243.2	Measured	0.136	Measured	1788.2	Measured	Coal	Tangentially-fired	Dry Sorbent Injection	Low NOx Burner Technology w/ Closed-coupled/Separated OFA	Baghouse	Halogenated PAC Sorbent Injection	ARP, CSNOX, CSOSG2E, CSSO2G1, MATS
MI	J H Campbell	1710	1	6/6/2025	18	1	166	451	Measured	0.254	Calculated	186.5	Measured	0.105	Calculated	236.5	Measured	0.133	Measured	1778.1	Measured	Coal	Tangentially-fired	Dry Sorbent Injection	Low NOx Burner Technology w/ Closed-coupled/Separated OFA	Baghouse	Halogenated PAC Sorbent Injection	ARP, CSNOX, CSOSG2E, CSSO2G1, MATS
MI	J H Campbell	1710	1	6/6/2025	19	1	165	450.8	Measured	0.254	Calculated	186.4	Measured	0.105	Calculated	241.7	Measured	0.136	Measured	1777.4	Measured	Coal	Tangentially-fired	Dry Sorbent Injection	Low NOx Burner Technology w/ Closed-coupled/Separated OFA	Baghouse	Halogenated PAC Sorbent Injection	ARP, CSNOX, CSOSG2E, CSSO2G1, MATS
MI	J H Campbell	1710	1	6/6/2025	20	1	165	444	Measured	0.25	Calculated	186.2	Measured	0.105	Calculated	243.2	Measured	0.137	Measured	1775.2	Measured	Coal	Tangentially-fired	Dry Sorbent Injection	Low NOx Burner Technology w/ Closed-coupled/Separated OFA	Baghouse	Halogenated PAC Sorbent Injection	ARP, CSNOX, CSOSG2E, CSSO2G1, MATS
MI	J H Campbell	1710	1	6/6/2025	21	1	165	442.5	Measured	0.248	Calculated	187	Measured	0.105	Calculated	244.3	Measured	0.137	Measured	1783.1	Measured	Coal	Tangentially-fired	Dry Sorbent Injection	Low NOx Burner Technology w/ Closed-coupled/Separated OFA	Baghouse	Halogenated PAC Sorbent Injection	ARP, CSNOX, CSOSG2E, CSSO2G1, MATS
MI	J H Campbell	1710	1	6/6/2025	22	1	165	448.5	Measured	0.252	Calculated	186.9	Measured	0.105	Calculated	238.8	Measured	0.134	Measured	1782.1	Measured	Coal	Tangentially-fired	Dry Sorbent Injection	Low NOx Burner Technology w/ Closed-coupled/Separated OFA	Baghouse	Halogenated PAC Sorbent Injection	ARP, CSNOX, CSOSG2E, CSSO2G1, MATS
MI	J H Campbell	1710	1	6/6/2025	23	1	165	450.5	Measured	0.253	Calculated	186.6	Measured	0.105	Calculated	238.3	Measured	0.134	Measured	1778.7	Measured	Coal	Tangentially-fired	Dry Sorbent Injection	Low NOx Burner Technology w/ Closed-coupled/Separated OFA	Baghouse	Halogenated PAC Sorbent Injection	ARP, CSNOX, CSOSG2E, CSSO2G1, MATS
MI	J H Campbell	1710	1	6/7/2025	0	1	165	443.1	Measured	0.25	Calculated	185.6	Measured	0.105	Calculated	237.2	Measured	0.134	Measured	1770	Measured	Coal	Tangentially-fired	Dry Sorbent Injection	Low NOx Burner Technology w/ Closed-coupled/Separated OFA	Baghouse	Halogenated PAC Sorbent Injection	ARP, CSNOX, CSOSG2E, CSSO2G1, MATS
MI	J H Campbell	1710	1	6/7/2025	1	1	166	438.1	Measured	0.247	Calculated	185.8	Measured	0.105	Calculated	232.1	Measured	0.131	Measured	1771.4	Measured	Coal	Tangentially-fired	Dry Sorbent Injection	Low NOx Burner Technology w/ Closed-coupled/Separated OFA	Baghouse	Halogenated PAC Sorbent Injection	ARP, CSNOX, CSOSG2E, CSSO2G1, MATS
MI	J H Campbell	1710	1	6/7/2025	2	1	165	422.1	Measured	0.238	Calculated	185.9	Measured	0.105	Calculated	233.9	Measured	0.132	Measured	1772.3	Measured	Coal	Tangentially-fired	Dry Sorbent Injection	Low NOx Burner Technology w/ Closed-coupled/Separated OFA	Baghouse	Halogenated PAC Sorbent Injection	ARP, CSNOX, CSOSG2E, CSSO2G1, MATS
MI	J H Campbell	1710	1	6/7/2025	3	1	165	439.9	Measured	0.248	Calculated	185.9	Measured	0.105	Calculated	237.5	Measured	0.134	Measured	1772.7	Measured	Coal	Tangentially-fired	Dry Sorbent Injection	Low NOx Burner Technology w/ Closed-coupled/Separated OFA	Baghouse	Halogenated PAC Sorbent Injection	ARP, CSNOX, CSOSG2E, CSSO2G1, MATS
MI	J H Campbell	1710	1	6/7/2025	4	1	165	435.1	Measured	0.251	Calculated	182	Measured	0.105	Calculated	234.3	Measured	0.135	Measured	1735.5	Measured	Coal	Tangentially-fired	Dry Sorbent Injection	Low NOx Burner Technology w/ Closed-coupled/Separated OFA	Baghouse	Halogenated PAC Sorbent Injection	ARP, CSNOX, CSOSG2E, CSSO2G1, MATS
MI	J H Campbell	1710	1	6/7/2025	5	1	165	443.7	Measured	0.253	Calculated	183.7	Measured	0.105	Calculated	236.4	Measured	0.135	Measured	1751.2	Measured	Coal	Tangentially-fired	Dry Sorbent Injection	Low NOx Burner Technology w/ Closed-coupled/Separated OFA	Baghouse	Halogenated PAC Sorbent Injection	ARP, CSNOX, CSOSG2E, CSSO2G1, MATS
MI	J H Campbell	1710	1	6/7/2025	6	1	165	442.9	Measured	0.252	Calculated	184.6	Measured	0.105	Calculated	235.8	Measured	0.134	Measured	1759.7	Measured	Coal	Tangentially-fired	Dry Sorbent Injection	Low NOx Burner Technology w/ Closed-coupled/Separated OFA	Baghouse	Halogenated PAC Sorbent Injection	ARP, CSNOX, CSOSG2E, CSSO2G1, MATS
MI	J H Campbell	1710	1	6/7/2025	7	1	165	470.3	Measured	0.267	Calculated	184.6	Measured	0.105	Calculated	235.8	Measured	0.134	Measured	1759.8	Measured	Coal	Tangentially-fired	Dry Sorbent Injection	Low NOx Burner Technology w/ Closed-coupled/Separated OFA	Baghouse	Halogenated PAC Sorbent Injection	ARP, CSNOX, CSOSG2E, CSSO2G1, MATS
MI	J H Campbell	1710	1	6/7/2025	8	1	165	460.8	Measured	0.261	Calculated	185.4	Measured	0.105	Calculated	236.8	Measured	0.134	Measured	1767.5	Measured	Coal	Tangentially-fired	Dry Sorbent Injection	Low NOx Burner Technology w/ Closed-coupled/Separated OFA	Baghouse	Halogenated PAC Sorbent Injection	ARP, CSNOX, CSOSG2E, CSSO2G1, MATS
MI	J H Campbell	1710	1	6/7/2025	9	1	165	442.3	Measured	0.249	Calculated	186.3	Measured	0.105	Calculated	236.3	Measured	0.133	Measured	1776.4	Measured	Coal	Tangentially-fired	Dry Sorbent Injection	Low NOx Burner Technology w/ Closed-coupled/Separated OFA	Baghouse	Halogenated PAC Sorbent Injection	ARP, CSNOX, CSOSG2E, CSSO2G1, MATS
MI	J H Campbell	1710	1	6/7/2025	10	1	166	426.6	Measured	0.239	Calculated	187.1	Measured	0.105	Calculated	240.8	Measured	0.135	Measured	1783.8	Measured	Coal	Tangentially-fired	Dry Sorbent Injection	Low NOx Burner Technology w/ Closed-coupled/Separated OFA	Baghouse	Halogenated PAC Sorbent Injection	ARP, CSNOX, CSOSG2E, CSSO2G1, MATS
MI	J H Campbell	1710	1	6/7/2025	11	1	165	417.1	Measured	0.234	Calculated	187.2	Measured	0.105	Calculated	233.8	Measured	0.131	Measured	1784.6	Measured	Coal	Tangentially-fired	Dry Sorbent Injection	Low NOx Burner Technology w/ Closed-coupled/Separated OFA	Baghouse	Halogenated PAC Sorbent Injection	ARP, CSNOX, CSOSG2E, CSSO2G1, MATS
MI	J H Campbell	1710	1	6/7/2025	12	1	165	428.5	Measured	0.238	Calculated	188.7	Measured	0.105	Calculated	235.7	Measured	0.131	Measured	1799.5	Measured	Coal	Tangentially-fired	Dry Sorbent Injection	Low NOx Burner Technology w/ Closed-coupled/Separated OFA	Baghouse	Halogenated PAC Sorbent Injection	ARP, CSNOX, CSOSG2E, CSSO2G1, MATS
MI	J H Campbell	1710	1	6/7/2025	13	1	165	440.9	Measured	0.244	Calculated	189.2	Measured	0.105	Calculated	238.2	Measured	0.132	Measured	1804.4	Measured	Coal	Tangentially-fired	Dry Sorbent Injection	Low NOx Burner Technology w/ Closed-coupled/Separated OFA	Baghouse	Halogenated PAC Sorbent Injection	ARP, CSNOX, CSOSG2E, CSSO2G1, MATS
MI	J H Campbell	1710	1	6/7/2025	14	1	164	475.8	Measured	0.267	Calculated	187	Measured	0.105	Calculated	246	Measured	0.138	Measured	1782.8	Measured	Coal	Tangentially-fired	Dry Sorbent Injection	Low NOx Burner Technology w/ Closed-coupled/Separated OFA	Baghouse	Halogenated PAC Sorbent Injection	ARP, CSNOX, CSOSG2E, CSSO2G1, MATS
MI	J H Campbell	1710	1	6/7/2025	15	1	165	472.9	Measured	0.262	Calculated	189.1	Measured	0.105	Calculated	236.2	Measured	0.131	Measured	1802.7	Measured	Coal	Tangentially-fired	Dry Sorbent Injection	Low NOx Burner Technology w/ Closed-coupled/Separated OFA	Baghouse	Halogenated PAC Sorbent Injection	ARP, CSNOX, CSOSG2E, CSSO2G1, MATS
MI	J H Campbell	1710	1	6/7/2025	16	1	165	445.6	Measured	0.247	Calculated	189.4	Measured	0.105	Calculated	240.1	Measured	0.133	Measured	1805.6	Measured	Coal	Tangentially-fired	Dry Sorbent Injection	Low NOx Burner Technology w/ Closed-coupled/Separated OFA	Baghouse	Halogenated PAC Sorbent Injection	ARP, CSNOX, CSOSG2E, CSSO2G1, MATS
MI	J H Campbell	1710	1	6/7/2025	17	1	166	435.8	Measured	0.241	Calculated	189.8	Measured	0.105	Calculated	242.5	Measured	0.134	Measured	1809.9	Measured	Coal	Tangentially-fired	Dry Sorbent Injection	Low NOx Burner Technology w/ Closed-coupled/Separated OFA	Baghouse	Halogenated PAC Sorbent Injection	ARP, CSNOX, CSOSG2E, CSSO2G1, MATS
MI	J H Campbell	1710	1	6/7/2025	18	1	166	459.1	Measured	0.255	Calculated	189	Measured	0.105	Calculated	237.9	Measured	0.132	Measured	1802.3	Measured	Coal	Tangentially-fired	Dry Sorbent Injection	Low NOx Burner Technology w/ Closed-coupled/Separated OFA	Baghouse	Halogenated PAC Sorbent Injection	ARP, CSNOX, CSOSG2E, CSSO2G1, MATS
MI	J H Campbell	1710	1	6/7/2025	19	1	165	442.9	Measured	0.249	Calculated	186.7	Measured	0.105	Calculated	242.1	Measured	0.136	Measured	1780.5	Measured	Coal	Tangentially-fired	Dry Sorbent Injection	Low NOx Burner Technology w/ Closed-coupled/Separated OFA	Baghouse	Halogenated PAC Sorbent Injection	ARP, CSNOX, CSOSG2E, CSSO2G1, MATS
MI	J H Campbell	1710	1	6/7/2025	20	1	165	439.8	Measured	0.246	Calculated	187.7	Measured	0.105	Calculated	247	Measured	0.138	Measured	1789.7	Measured	Coal	Tangentially-fired	Dry Sorbent Injection	Low NOx Burner Technology w/ Closed-coupled/Separated OFA	Baghouse	Halogenated PAC Sorbent Injection	ARP, CSNOX, CSOSG2E, CSSO2G1, MATS
MI	J H Campbell	1710	1	6/7/2025	21	1	166	452.1	Measured	0.253	Calculated	187.7	Measured	0.105	Calculated	245.2	Measured	0.137	Measured	1790.1	Measured	Coal	Tangentially-fired	Dry Sorbent Injection	Low NOx Burner Technology w/ Closed-coupled/Separated OFA	Baghouse	Halogenated PAC Sorbent Injection	ARP, CSNOX, CSOSG2E, CSSO2G1, MATS
MI	J H Campbell	1710	1	6/7/2025	22	1	165	483.4	Measured	0.269	Calculated	188.7	Measured	0.105	Calculated	246.5	Measured	0.137	Measured	1799.6	Measured	Coal	Tangentially-fired	Dry Sorbent Injection	Low NOx Burner Technology w/ Closed-coupled/Separated OFA	Baghouse	Halogenated PAC Sorbent Injection	ARP, CSNOX, CSOSG2E, CSSO2G1, MATS
MI	J H Campbell	1710	1	6/7/2025	23	1	165	473.1	Measured	0.267	Calculated	186.1	Measured	0.105	Calculated	243.1	Measured	0.137	Measured	1774.4	Measured	Coal	Tangentially-fired	Dry Sorbent Injection	Low NOx Burner Technology w/ Closed-coupled/Separated OFA	Baghouse	Halogenated PAC Sorbent Injection	ARP, CSNOX, CSOSG2E, CSSO2G1, MATS
MI	J H Campbell	1710	1	6/8/2025	0	1	165	451.9	Measured	0.254	Calculated	186.8	Measured	0.105	Calculated	240.4	Measured	0.135	Measured	1781.1	Measured	Coal	Tangentially-fired	Dry Sorbent Injection	Low NOx Burner Technology w/ Closed-coupled/Separated OFA	Baghouse	Halogenated PAC Sorbent Injection	ARP, CSNOX, CSOSG2E, CSSO2G1, MATS
MI	J H Campbell	1710	1	6/8/2025	1	1	165	395.4	Measured	0.222	Calculated	187	Measured	0.105	Calculated	242.5	Measured	0.136	Measured	1782.8	Measured	Coal	Tangentially-fired	Dry Sorbent Injection	Low NOx Burner Technology w/ Closed-coupled/Separated OFA	Baghouse	Halogenated PAC Sorbent Injection	ARP, CSNOX, CSOSG2E, CSSO2G1, MATS
MI	J H Campbell	1710	1	6/8/2025	2	1	165	404.8	Measured	0.229	Calculated	185.8	Measured	0.105	Calculated	244.5	Measured	0.138	Measured	1771.5	Measured	Coal	Tangentially-fired	Dry Sorbent Injection	Low NOx Burner Technology w/ Closed-coupled/Separated OFA	Baghouse	Halogenated PAC Sorbent Injection	ARP, CSNOX, CSOSG2E, CSSO2G1, MATS
MI	J H Campbell	1710	1	6/8/2025	3	1	165	429.6	Measured	0.242	Calculated	186.5	Measured	0.105	Calculated	249	Measured	0.14	Measured	1778.3	Measured	Coal	Tangentially-fired	Dry Sorbent Injection	Low NOx Burner Technology w/ Closed-coupled/Separated OFA	Baghouse	Halogenated PAC Sorbent Injection	ARP, CSNOX, CSOSG2E, CSSO2G1, MATS
MI	J H Campbell	1710	1	6/8/2025	4	1	165	436.9	Measured	0.25	Calculated	183.3	Measured	0.105	Calculated	246.5	Measured	0.141	Measured	1747.9	Measured	Coal	Tangentially-fired	Dry Sorbent Injection	Low NOx Burner Technology w/ Closed-coupled/Separated OFA	Baghouse	Halogenated PAC Sorbent Injection	ARP, CSNOX, CSOSG2E, CSSO2G1, MATS
MI	J H Campbell	1710	1	6/8/2025	5	1	165	429.4	Measured	0.243	Calculated	185.1	Measured	0.105	Calculated	247.1	Measured	0.14	Measured	1765.1	Measured	Coal	Tangentially-fired	Dry Sorbent Injection	Low NOx Burner Technology w/ Closed-coupled/Separated OFA	Baghouse	Halogenated PAC Sorbent Injection	ARP, CSNOX, CSOSG2E, CSSO2G1, MATS
MI	J H Campbell	1710	1	6/8/2025	6	1	166	442.5	Measured	0.25	Calculated	185.3	Measured	0.105	Calculated	245.6	Measured	0.139	Measured	1767.2	Measured	Coal	Tangentially-fired	Dry Sorbent Injection	Low NOx Burner Technology w/ Closed-coupled/Separated OFA	Baghouse	Halogenated PAC Sorbent Injection	ARP, CSNOX, CSOSG2E, CSSO2G1, MATS
MI	J H Campbell	1710	1	6/8/2025	7	1	165	446.1	Measured	0.251	Calculated	186.4	Measured	0.105	Calculated	247.1	Measured	0.139	Measured	1777.7	Measured	Coal	Tangentially-fired	Dry Sorbent Injection	Low NOx Burner Technology w/ Closed-coupled/Separated OFA	Baghouse	Halogenated PAC Sorbent Injection	ARP, CSNOX, CSOSG2E, CSSO2G1, MATS
MI	J H Campbell	1710	1	6/8/2025	8	1	165	446.1	Measured	0.252	Calculated	185.4	Measured	0.105	Calculated	254.5	Measured	0.144	Measured	1767.3	Measured	Coal	Tangentially-fired	Dry Sorbent Injection	Low NOx Burner Technology w/ Closed-coupled/Separated OFA	Baghouse	Halogenated PAC Sorbent Injection	ARP, CSNOX, CSOSG2E, CSSO2G1, MATS
MI	J H Campbell	1710	1	6/8/2025	9	1	165	443.9	Measured	0.25	Calculated	186.5	Measured	0.105	Calculated	249	Measured	0.14	Measured	1778.5	Measured	Coal	Tangentially-fired	Dry Sorbent Injection	Low NOx Burner Technology w/ Closed-coupled/Separated OFA	Baghouse	Halogenated PAC Sorbent Injection	ARP, CSNOX, CSOSG2E, CSSO2G1, MATS
MI	J H Campbell	1710	1	6/8/2025	10	1	166	453.9	Measured	0.253	Calculated	187.9	Measured	0.105	Calculated	247.2	Measured	0.138	Measured	1791.5	Measured	Coal	Tangentially-fired	Dry Sorbent Injection	Low NOx Burner Technology w/ Closed-coupled/Separated OFA	Baghouse	Halogenated PAC Sorbent Injection	ARP, CSNOX, CSOSG2E, CSSO2G1, MATS
MI	J H Campbell	1710	1	6/8/2025	11	1	165	464.7	Measured	0.262	Calculated	186	Measured	0.105	Calculated	244.8	Measured	0.138	Measured	1773.8	Measured	Coal	Tangentially-fired	Dry Sorbent Injection	Low NOx Burner Technology w/ Closed-coupled/Separated OFA	Baghouse	Halogenated PAC Sorbent Injection	ARP, CSNOX, CSOSG2E, CSSO2G1, MATS
MI	J H Campbell	1710	1	6/8/2025	12	1	165	459.7	Measured	0.26	Calculated	185.6	Measured	0.105	Calculated	244.2	Measured	0.138	Measured	1769.8	Measured	Coal	Tangentially-fired	Dry Sorbent Injection	Low NOx Burner Technology w/ Closed-coupled/Separated OFA	Baghouse	Halogenated PAC Sorbent Injection	ARP, CSNOX, CSOSG2E, CSSO2G1, MATS
MI	J H Campbell	1710	1	6/8/2025	13	1	165	445.4	Measured	0.251	Calculated	186	Measured	0.105	Calculated	246.4	Measured	0.139	Measured	1773	Measured	Coal	Tangentially-fired	Dry Sorbent Injection	Low NOx Burner Technology w/ Closed-coupled/Separated OFA	Baghouse	Halogenated PAC Sorbent Injection	ARP, CSNOX, CSOSG2E, CSSO2G1, MATS
MI	J H Campbell	1710	1	6/8/2025	14	1	165	428.7	Measured	0.242	Calculated	185.5	Measured	0.105	Calculated	244	Measured	0.138	Measured	1768.3	Measured	Coal	Tangentially-fired	Dry Sorbent Injection	Low NOx Burner Technology w/ Closed-coupled/Separated OFA	Baghouse	Halogenated PAC Sorbent Injection	ARP, CSNOX, CSOSG2E, CSSO2G1, MATS
MI	J H Campbell	1710	1	6/8/2025	15	1	165	433.9	Measured	0.245	Calculated	185.8	Measured	0.105	Calculated	246.3	Measured	0.139	Measured	1771.8	Measured	Coal	Tangentially-fired	Dry Sorbent Injection	Low NOx Burner Technology w/ Closed-coupled/Separated OFA	Baghouse	Halogenated PAC Sorbent Injection	ARP, CSNOX, CSOSG2E, CSSO2G1, MATS
MI	J H Campbell	1710	1	6/8/2025	16	1	165	448.9	Measured	0.252	Calculated	186.6	Measured	0.105	Calculated	249.1	Measured	0.14	Measured	1779.1	Measured	Coal	Tangentially-fired	Dry Sorbent Injection	Low NOx Burner Technology w/ Closed-coupled/Separated OFA	Baghouse	Halogenated PAC Sorbent Injection	ARP, CSNOX, CSOSG2E, CSSO2G1, MATS
MI	J H Campbell	1710	1	6/8/2025	17	1	165	451	Measured	0.254	Calculated	186.5	Measured	0.105	Calculated	254.2	Measured	0.143	Measured	1777.7	Measured	Coal	Tangentially-fired	Dry Sorbent Injection	Low NOx Burner Technology w/ Closed-coupled/Separated OFA	Baghouse	Halogenated PAC Sorbent Injection	ARP, CSNOX, CSOSG2E, CSSO2G1, MATS
MI	J H Campbell	1710	1	6/8/2025	18	1	166	439.6	Measured	0.247	Calculated	186.4	Measured	0.105	Calculated	257.7	Measured	0.145	Measured	1776.9	Measured	Coal	Tangentially-fired	Dry Sorbent Injection	Low NOx Burner Technology w/ Closed-coupled/Separated OFA	Baghouse	Halogenated PAC Sorbent Injection	ARP, CSNOX, CS

MI	J H Campbell	1710	1	########	18	1	233	618.9	Measured	0.264	Calculated	246.3	Measured	0.105	Calculated	342.8	Measured	0.146	Measured	2347.9	Measured	Coal	Tangentially-fired	Dry Sorbent Injection	Low NOx Burner Technology w/ Closed-coupled/Separated OFA	Baghouse	Halogenated PAC Sorbent Injection	ARP, CSNOX, CSOSG2E, CSSO2G1, MATS
MI	J H Campbell	1710	1	########	19	1	233	620.1	Measured	0.265	Calculated	245.8	Measured	0.105	Calculated	344.5	Measured	0.147	Measured	2343.3	Measured	Coal	Tangentially-fired	Dry Sorbent Injection	Low NOx Burner Technology w/ Closed-coupled/Separated OFA	Baghouse	Halogenated PAC Sorbent Injection	ARP, CSNOX, CSOSG2E, CSSO2G1, MATS
MI	J H Campbell	1710	1	########	20	1	232	611.8	Measured	0.26	Calculated	246.8	Measured	0.105	Calculated	345.9	Measured	0.147	Measured	2352.8	Measured	Coal	Tangentially-fired	Dry Sorbent Injection	Low NOx Burner Technology w/ Closed-coupled/Separated OFA	Baghouse	Halogenated PAC Sorbent Injection	ARP, CSNOX, CSOSG2E, CSSO2G1, MATS
MI	J H Campbell	1710	1	########	21	1	233	615.7	Measured	0.26	Calculated	248.6	Measured	0.105	Calculated	350.8	Measured	0.148	Measured	2370.4	Measured	Coal	Tangentially-fired	Dry Sorbent Injection	Low NOx Burner Technology w/ Closed-coupled/Separated OFA	Baghouse	Halogenated PAC Sorbent Injection	ARP, CSNOX, CSOSG2E, CSSO2G1, MATS
MI	J H Campbell	1710	1	########	22	1	232	643.1	Measured	0.272	Calculated	248.1	Measured	0.105	Calculated	350.2	Measured	0.148	Measured	2366	Measured	Coal	Tangentially-fired	Dry Sorbent Injection	Low NOx Burner Technology w/ Closed-coupled/Separated OFA	Baghouse	Halogenated PAC Sorbent Injection	ARP, CSNOX, CSOSG2E, CSSO2G1, MATS
MI	J H Campbell	1710	1	########	23	1	233	659.7	Measured	0.279	Calculated	248.2	Measured	0.105	Calculated	350.3	Measured	0.148	Measured	2366.6	Measured	Coal	Tangentially-fired	Dry Sorbent Injection	Low NOx Burner Technology w/ Closed-coupled/Separated OFA	Baghouse	Halogenated PAC Sorbent Injection	ARP, CSNOX, CSOSG2E, CSSO2G1, MATS
MI	J H Campbell	1710	1	########	0	1	233	652.8	Measured	0.276	Calculated	247.7	Measured	0.105	Calculated	349.5	Measured	0.148	Measured	2361.6	Measured	Coal	Tangentially-fired	Dry Sorbent Injection	Low NOx Burner Technology w/ Closed-coupled/Separated OFA	Baghouse	Halogenated PAC Sorbent Injection	ARP, CSNOX, CSOSG2E, CSSO2G1, MATS
MI	J H Campbell	1710	1	########	1	1	233	637.6	Measured	0.271	Calculated	246.9	Measured	0.105	Calculated	348.5	Measured	0.148	Measured	2354.5	Measured	Coal	Tangentially-fired	Dry Sorbent Injection	Low NOx Burner Technology w/ Closed-coupled/Separated OFA	Baghouse	Halogenated PAC Sorbent Injection	ARP, CSNOX, CSOSG2E, CSSO2G1, MATS
MI	J H Campbell	1710	1	########	2	1	232	638.5	Measured	0.272	Calculated	245.9	Measured	0.105	Calculated	340	Measured	0.145	Measured	2344.6	Measured	Coal	Tangentially-fired	Dry Sorbent Injection	Low NOx Burner Technology w/ Closed-coupled/Separated OFA	Baghouse	Halogenated PAC Sorbent Injection	ARP, CSNOX, CSOSG2E, CSSO2G1, MATS
MI	J H Campbell	1710	1	########	3	1	233	626.4	Measured	0.264	Calculated	248.7	Measured	0.105	Calculated	343.8	Measured	0.145	Measured	2370.9	Measured	Coal	Tangentially-fired	Dry Sorbent Injection	Low NOx Burner Technology w/ Closed-coupled/Separated OFA	Baghouse	Halogenated PAC Sorbent Injection	ARP, CSNOX, CSOSG2E, CSSO2G1, MATS
MI	J H Campbell	1710	1	########	4	1	233	590.7	Measured	0.255	Calculated	243.4	Measured	0.105	Calculated	338.8	Measured	0.146	Measured	2320.7	Measured	Coal	Tangentially-fired	Dry Sorbent Injection	Low NOx Burner Technology w/ Closed-coupled/Separated OFA	Baghouse	Halogenated PAC Sorbent Injection	ARP, CSNOX, CSOSG2E, CSSO2G1, MATS
MI	J H Campbell	1710	1	########	5	1	233	582	Measured	0.248	Calculated	245.6	Measured	0.105	Calculated	339.6	Measured	0.145	Measured	2342.1	Measured	Coal	Tangentially-fired	Dry Sorbent Injection	Low NOx Burner Technology w/ Closed-coupled/Separated OFA	Baghouse	Halogenated PAC Sorbent Injection	ARP, CSNOX, CSOSG2E, CSSO2G1, MATS
MI	J H Campbell	1710	1	########	6	1	233	609.2	Measured	0.258	Calculated	247.5	Measured	0.105	Calculated	344.5	Measured	0.146	Measured	2359.4	Measured	Coal	Tangentially-fired	Dry Sorbent Injection	Low NOx Burner Technology w/ Closed-coupled/Separated OFA	Baghouse	Halogenated PAC Sorbent Injection	ARP, CSNOX, CSOSG2E, CSSO2G1, MATS
MI	J H Campbell	1710	1	########	7	1	232	631.8	Measured	0.269	Calculated	246.6	Measured	0.105	Calculated	350.3	Measured	0.149	Measured	2351.3	Measured	Coal	Tangentially-fired	Dry Sorbent Injection	Low NOx Burner Technology w/ Closed-coupled/Separated OFA	Baghouse	Halogenated PAC Sorbent Injection	ARP, CSNOX, CSOSG2E, CSSO2G1, MATS
MI	J H Campbell	1710	1	########	8	1	233	609.7	Measured	0.258	Calculated	247.6	Measured	0.105	Calculated	344.6	Measured	0.146	Measured	2360.3	Measured	Coal	Tangentially-fired	Dry Sorbent Injection	Low NOx Burner Technology w/ Closed-coupled/Separated OFA	Baghouse	Halogenated PAC Sorbent Injection	ARP, CSNOX, CSOSG2E, CSSO2G1, MATS
MI	J H Campbell	1710	1	########	9	1	233	619.1	Measured	0.261	Calculated	249	Measured	0.105	Calculated	339.5	Measured	0.143	Measured	2373.9	Measured	Coal	Tangentially-fired	Dry Sorbent Injection	Low NOx Burner Technology w/ Closed-coupled/Separated OFA	Baghouse	Halogenated PAC Sorbent Injection	ARP, CSNOX, CSOSG2E, CSSO2G1, MATS
MI	J H Campbell	1710	1	########	10	1	233	619.3	Measured	0.261	Calculated	248.8	Measured	0.105	Calculated	344	Measured	0.145	Measured	2372.6	Measured	Coal	Tangentially-fired	Dry Sorbent Injection	Low NOx Burner Technology w/ Closed-coupled/Separated OFA	Baghouse	Halogenated PAC Sorbent Injection	ARP, CSNOX, CSOSG2E, CSSO2G1, MATS
MI	J H Campbell	1710	1	########	11	1	232	641	Measured	0.27	Calculated	249.2	Measured	0.105	Calculated	346.9	Measured	0.146	Measured	2376	Measured	Coal	Tangentially-fired	Dry Sorbent Injection	Low NOx Burner Technology w/ Closed-coupled/Separated OFA	Baghouse	Halogenated PAC Sorbent Injection	ARP, CSNOX, CSOSG2E, CSSO2G1, MATS
MI	J H Campbell	1710	1	########	12	1	233	642.4	Measured	0.272	Calculated	247.9	Measured	0.105	Calculated	349.8	Measured	0.148	Measured	2363.6	Measured	Coal	Tangentially-fired	Dry Sorbent Injection	Low NOx Burner Technology w/ Closed-coupled/Separated OFA	Baghouse	Halogenated PAC Sorbent Injection	ARP, CSNOX, CSOSG2E, CSSO2G1, MATS
MI	J H Campbell	1710	1	########	13	1	233	592.7	Measured	0.248	Calculated	250.2	Measured	0.105	Calculated	350.7	Measured	0.147	Measured	2385.4	Measured	Coal	Tangentially-fired	Dry Sorbent Injection	Low NOx Burner Technology w/ Closed-coupled/Separated OFA	Baghouse	Halogenated PAC Sorbent Injection	ARP, CSNOX, CSOSG2E, CSSO2G1, MATS
MI	J H Campbell	1710	1	########	14	1	233	563.7	Measured	0.237	Calculated	249.8	Measured	0.105	Calculated	347.8	Measured	0.146	Measured	2382.1	Measured	Coal	Tangentially-fired	Dry Sorbent Injection	Low NOx Burner Technology w/ Closed-coupled/Separated OFA	Baghouse	Halogenated PAC Sorbent Injection	ARP, CSNOX, CSOSG2E, CSSO2G1, MATS
MI	J H Campbell	1710	1	########	15	1	233	603.5	Measured	0.254	Calculated	248.8	Measured	0.105	Calculated	344	Measured	0.145	Measured	2372.6	Measured	Coal	Tangentially-fired	Dry Sorbent Injection	Low NOx Burner Technology w/ Closed-coupled/Separated OFA	Baghouse	Halogenated PAC Sorbent Injection	ARP, CSNOX, CSOSG2E, CSSO2G1, MATS
MI	J H Campbell	1710	1	########	16	1	233	627.2	Measured	0.264	Calculated	248.9	Measured	0.105	Calculated	351.2	Measured	0.148	Measured	2373.3	Measured	Coal	Tangentially-fired	Dry Sorbent Injection	Low NOx Burner Technology w/ Closed-coupled/Separated OFA	Baghouse	Halogenated PAC Sorbent Injection	ARP, CSNOX, CSOSG2E, CSSO2G1, MATS
MI	J H Campbell	1710	1	########	17	1	233	641.4	Measured	0.27	Calculated	249.1	Measured	0.105	Calculated	346.8	Measured	0.146	Measured	2375.3	Measured	Coal	Tangentially-fired	Dry Sorbent Injection	Low NOx Burner Technology w/ Closed-coupled/Separated OFA	Baghouse	Halogenated PAC Sorbent Injection	ARP, CSNOX, CSOSG2E, CSSO2G1, MATS
MI	J H Campbell	1710	1	########	18	1	233	631.7	Measured	0.264	Calculated	251.1	Measured	0.105	Calculated	347.2	Measured	0.145	Measured	2394.2	Measured	Coal	Tangentially-fired	Dry Sorbent Injection	Low NOx Burner Technology w/ Closed-coupled/Separated OFA	Baghouse	Halogenated PAC Sorbent Injection	ARP, CSNOX, CSOSG2E, CSSO2G1, MATS
MI	J H Campbell	1710	1	########	19	1	233	618.7	Measured	0.261	Calculated	248.4	Measured	0.105	Calculated	345.8	Measured	0.146	Measured	2368.8	Measured	Coal	Tangentially-fired	Dry Sorbent Injection	Low NOx Burner Technology w/ Closed-coupled/Separated OFA	Baghouse	Halogenated PAC Sorbent Injection	ARP, CSNOX, CSOSG2E, CSSO2G1, MATS
MI	J H Campbell	1710	1	########	20	1	232	639.4	Measured	0.271	Calculated	247.2	Measured	0.105	Calculated	348.9	Measured	0.148	Measured	2357.1	Measured	Coal	Tangentially-fired	Dry Sorbent Injection	Low NOx Burner Technology w/ Closed-coupled/Separated OFA	Baghouse	Halogenated PAC Sorbent Injection	ARP, CSNOX, CSOSG2E, CSSO2G1, MATS
MI	J H Campbell	1710	1	########	21	1	232	626	Measured	0.262	Calculated	250.3	Measured	0.105	Calculated	358	Measured	0.15	Measured	2386.5	Measured	Coal	Tangentially-fired	Dry Sorbent Injection	Low NOx Burner Technology w/ Closed-coupled/Separated OFA	Baghouse	Halogenated PAC Sorbent Injection	ARP, CSNOX, CSOSG2E, CSSO2G1, MATS
MI	J H Campbell	1710	1	########	22	1	233	651.7	Measured	0.273	Calculated	250.5	Measured	0.105	Calculated	353.5	Measured	0.148	Measured	2388.5	Measured	Coal	Tangentially-fired	Dry Sorbent Injection	Low NOx Burner Technology w/ Closed-coupled/Separated OFA	Baghouse	Halogenated PAC Sorbent Injection	ARP, CSNOX, CSOSG2E, CSSO2G1, MATS
MI	J H Campbell	1710	1	########	23	1	233	659.1	Measured	0.279	Calculated	248.2	Measured	0.105	Calculated	352.6	Measured	0.149	Measured	2366.3	Measured	Coal	Tangentially-fired	Dry Sorbent Injection	Low NOx Burner Technology w/ Closed-coupled/Separated OFA	Baghouse	Halogenated PAC Sorbent Injection	ARP, CSNOX, CSOSG2E, CSSO2G1, MATS
MI	J H Campbell	1710	1	########	0	1	232	646	Measured	0.272	Calculated	249	Measured	0.105	Calculated	346.7	Measured	0.146	Measured	2374.5	Measured	Coal	Tangentially-fired	Dry Sorbent Injection	Low NOx Burner Technology w/ Closed-coupled/Separated OFA	Baghouse	Halogenated PAC Sorbent Injection	ARP, CSNOX, CSOSG2E, CSSO2G1, MATS
MI	J H Campbell	1710	1	########	1	1	233	707.9	Measured	0.299	Calculated	248.3	Measured	0.105	Calculated	348	Measured	0.147	Measured	2367.3	Measured	Coal	Tangentially-fired	Dry Sorbent Injection	Low NOx Burner Technology w/ Closed-coupled/Separated OFA	Baghouse	Halogenated PAC Sorbent Injection	ARP, CSNOX, CSOSG2E, CSSO2G1, MATS
MI	J H Campbell	1710	1	########	2	1	232	749	Measured	0.314	Calculated	250.3	Measured	0.105	Calculated	350.8	Measured	0.147	Measured	2386.5	Measured	Coal	Tangentially-fired	Dry Sorbent Injection	Low NOx Burner Technology w/ Closed-coupled/Separated OFA	Baghouse	Halogenated PAC Sorbent Injection	ARP, CSNOX, CSOSG2E, CSSO2G1, MATS
MI	J H Campbell	1710	1	########	3	1	233	673.1	Measured	0.282	Calculated	250.7	Measured	0.105	Calculated	349	Measured	0.146	Measured	2390.5	Measured	Coal	Tangentially-fired	Dry Sorbent Injection	Low NOx Burner Technology w/ Closed-coupled/Separated OFA	Baghouse	Halogenated PAC Sorbent Injection	ARP, CSNOX, CSOSG2E, CSSO2G1, MATS
MI	J H Campbell	1710	1	########	4	1	176	515.8	Measured	0.272	Calculated	198.8	Measured	0.105	Calculated	246.4	Measured	0.13	Measured	1895.1	Measured	Coal	Tangentially-fired	Dry Sorbent Injection	Low NOx Burner Technology w/ Closed-coupled/Separated OFA	Baghouse	Halogenated PAC Sorbent Injection	ARP, CSNOX, CSOSG2E, CSSO2G1, MATS
MI	J H Campbell	1710	1	########	5	1	171	510.9	Measured	0.273	Calculated	196.1	Measured	0.105	Calculated	239.3	Measured	0.128	Measured	1869.4	Measured	Coal	Tangentially-fired	Dry Sorbent Injection	Low NOx Burner Technology w/ Closed-coupled/Separated OFA	Baghouse	Halogenated PAC Sorbent Injection	ARP, CSNOX, CSOSG2E, CSSO2G1, MATS
MI	J H Campbell	1710	1	########	6	1	173	499.2	Measured	0.264	Calculated	198.1	Measured	0.105	Calculated	228.6	Measured	0.121	Measured	1889.1	Measured	Coal	Tangentially-fired	Dry Sorbent Injection	Low NOx Burner Technology w/ Closed-coupled/Separated OFA	Baghouse	Halogenated PAC Sorbent Injection	ARP, CSNOX, CSOSG2E, CSSO2G1, MATS
MI	J H Campbell	1710	1	########	7	1	172	507.2	Measured	0.272	Calculated	195.6	Measured	0.105	Calculated	225.7	Measured	0.121	Measured	1865	Measured	Coal	Tangentially-fired	Dry Sorbent Injection	Low NOx Burner Technology w/ Closed-coupled/Separated OFA	Baghouse	Halogenated PAC Sorbent Injection	ARP, CSNOX, CSOSG2E, CSSO2G1, MATS
MI	J H Campbell	1710	1	########	8	1	177	494	Measured	0.257	Calculated	201.4	Measured	0.105	Calculated	226.6	Measured	0.118	Measured	1920.4	Measured	Coal	Tangentially-fired	Dry Sorbent Injection	Low NOx Burner Technology w/ Closed-coupled/Separated OFA	Baghouse	Halogenated PAC Sorbent Injection	ARP, CSNOX, CSOSG2E, CSSO2G1, MATS
MI	J H Campbell	1710	1	########	9	1	177	492.6	Measured	0.255	Calculated	202.3	Measured	0.105	Calculated	227.6	Measured	0.118	Measured	1928.7	Measured	Coal	Tangentially-fired	Dry Sorbent Injection	Low NOx Burner Technology w/ Closed-coupled/Separated OFA	Baghouse	Halogenated PAC Sorbent Injection	ARP, CSNOX, CSOSG2E, CSSO2G1, MATS
MI	J H Campbell	1710	1	########	10	1	177	484.7	Measured	0.252	Calculated	201.9	Measured	0.105	Calculated	223.4	Measured	0.116	Measured	1925.5	Measured	Coal	Tangentially-fired	Dry Sorbent Injection	Low NOx Burner Technology w/ Closed-coupled/Separated OFA	Baghouse	Halogenated PAC Sorbent Injection	ARP, CSNOX, CSOSG2E, CSSO2G1, MATS
MI	J H Campbell	1710	1	########	11	1	177	467.4	Measured	0.243	Calculated	201.9	Measured	0.105	Calculated	223.3	Measured	0.116	Measured	1925.4	Measured	Coal	Tangentially-fired	Dry Sorbent Injection	Low NOx Burner Technology w/ Closed-coupled/Separated OFA	Baghouse	Halogenated PAC Sorbent Injection	ARP, CSNOX, CSOSG2E, CSSO2G1, MATS
MI	J H Campbell	1710	1	########	12	1	179	465.5	Measured	0.238	Calculated	205.5	Measured	0.105	Calculated	235.1	Measured	0.12	Measured	1959.3	Measured	Coal	Tangentially-fired	Dry Sorbent Injection	Low NOx Burner Technology w/ Closed-coupled/Separated OFA	Baghouse	Halogenated PAC Sorbent Injection	ARP, CSNOX, CSOSG2E, CSSO2G1, MATS
MI	J H Campbell	1710	1	########	13	1	222	601.2	Measured	0.258	Calculated	244.8	Measured	0.105	Calculated	322.1	Measured	0.138	Measured	2333.8	Measured	Coal	Tangentially-fired	Dry Sorbent Injection	Low NOx Burner Technology w/ Closed-coupled/Separated OFA	Baghouse	Halogenated PAC Sorbent Injection	ARP, CSNOX, CSOSG2E, CSSO2G1, MATS
MI	J H Campbell	1710	1	########	14	1	231	586.4	Measured	0.244	Calculated	251.7	Measured	0.105	Calculated	352.8	Measured	0.147	Measured	2400	Measured	Coal	Tangentially-fired	Dry Sorbent Injection	Low NOx Burner Technology w/ Closed-coupled/Separated OFA	Baghouse	Halogenated PAC Sorbent Injection	ARP, CSNOX, CSOSG2E, CSSO2G1, MATS
MI	J H Campbell	1710	1	########	15	1	231	586.8	Measured	0.246	Calculated	250.3	Measured	0.105	Calculated	353.2	Measured	0.148	Measured	2386.4	Measured	Coal	Tangentially-fired	Dry Sorbent Injection	Low NOx Burner Technology w/ Closed-coupled/Separated OFA	Baghouse	Halogenated PAC Sorbent Injection	ARP, CSNOX, CSOSG2E, CSSO2G1, MATS
MI	J H Campbell	1710	1	########	16	1	231	592	Measured	0.246	Calculated	252.5	Measured	0.105	Calculated	351.5	Measured	0.146	Measured	2407.6	Measured	Coal	Tangentially-fired	Dry Sorbent Injection	Low NOx Burner Technology w/ Closed-coupled/Separated OFA	Baghouse	Halogenated PAC Sorbent Injection	ARP, CSNOX, CSOSG2E, CSSO2G1, MATS
MI	J H Campbell	1710	1	########	17	1	232	584.1	Measured	0.243	Calculated	252	Measured	0.105	Calculated	353.2	Measured	0.147	Measured	2402.8	Measured	Coal	Tangentially-fired	Dry Sorbent Injection	Low NOx Burner Technology w/ Closed-coupled/Separated OFA	Baghouse	Halogenated PAC Sorbent Injection	ARP, CSNOX, CSOSG2E, CSSO2G1, MATS
MI	J H Campbell	1710	1	########	18	1	232	592.3	Measured	0.247	Calculated	251.3	Measured	0.105	Calculated	352.3	Measured	0.147	Measured	2396.5	Measured	Coal	Tangentially-fired	Dry Sorbent Injection	Low NOx Burner Technology w/ Closed-coupled/Separated OFA	Baghouse	Halogenated PAC Sorbent Injection	ARP, CSNOX, CSOSG2E, CSSO2G1, MATS
MI	J H Campbell	1710	1	########	19	1	232	596.2	Measured	0.25	Calculated	250.4	Measured	0.105	Calculated	346.2	Measured	0.145	Measured	2387.7	Measured	Coal	Tangentially-fired	Dry Sorbent Injection	Low NOx Burner Technology w/ Closed-coupled/Separated OFA	Baghouse	Halogenated PAC Sorbent Injection	ARP, CSNOX, CSOSG2E, CSSO2G1, MATS
MI	J H Campbell	1710	1	########	20	1	231	594.9	Measured	0.248	Calculated	251.2	Measured	0.105	Calculated	352.1	Measured	0.147	Measured	2395.2	Measured	Coal	Tangentially-fired	Dry Sorbent Injection	Low NOx Burner Technology w/ Closed-coupled/Separated OFA	Baghouse	Halogenated PAC Sorbent Injection	ARP, CSNOX, CSOSG2E, CSSO2G1, MATS
MI	J H Campbell	1710	1	########	21	1	232	586.8	Measured	0.243	Calculated	253.2	Measured	0.105	Calculated	362.1	Measured	0.15	Measured	2414	Measured	Coal	Tangentially-fired	Dry Sorbent Injection	Low NOx Burner Technology w/ Closed-coupled/Separated OFA	Baghouse	Halogenated PAC Sorbent Injection	ARP, CSNOX, CSOSG2E, CSSO2G1, MATS
MI	J H Campbell	1710	1	########	22	1	232	593	Measured	0.246	Calculated	253.2	Measured	0.105	Calculated	359.7	Measured	0.149	Measured	2414.4	Measured	Coal	Tangentially-fired	Dry Sorbent Injection	Low NOx Burner Technology w/ Closed-coupled/Separated OFA	Baghouse	Halogenated PAC Sorbent Injection	ARP, CSNOX, CSOSG2E, CSSO2G1, MATS
MI	J H Campbell	1710	1	########	23	1	231	593.7	Measured	0.247	Calculated	251.7	Measured	0.105	Calculated	355.1	Measured	0.148	Measured	2399.5	Measured	Coal	Tangentially-fired	Dry Sorbent Injection	Low NOx Burner Technology w/ Closed-coupled/Separated OFA	Baghouse	Halogenated PAC Sorbent Injection	ARP, CSNOX, CSOSG2E, CSSO2G1, MATS
MI	J H Campbell	1710	1	########	0	1	232	611.2	Measured	0.255	Calculated	251.8	Measured	0.105	Calculated	360.2	Measured	0.15	Measured	2401.2	Measured	Coal	Tangentially-fired	Dry Sorbent Injection	Low NOx Burner Technology w/ Closed-coupled/Separated OFA	Baghouse	Halogenated PAC Sorbent Injection	ARP, CSNOX, CSOSG2E, CSSO2G1, MATS
MI	J H Campbell	1710	1	########	1	1	232	599.5	Measured	0.249	Calculated	252.1	Measured	0.105	Calculated	353.3	Measured	0.147	Measured	2403.4	Measured	Coal	Tangentially-fired	Dry Sorbent Injection	Low NOx Burner Technology w/ Closed-coupled/Separated OFA	Baghouse	Halogenated PAC Sorbent Injection	ARP, CSNOX, CSOSG2E, CSSO2G1, MATS
MI	J H Campbell	1710	1	########	2	1	231	598.9	Measured	0.25	Calculated	250.8	Measured	0.105	Calculated	351.5	Measured	0.147	Measured	2391.4	Measured	Coal	Tangentially-fired	Dry Sorbent Injection	Low NOx Burner Technology w/ Closed-coupled/Separated OFA	Baghouse	Halogenated PAC Sorbent Injection	ARP, CSNOX, CSOSG2E, CSSO2G1, MATS
MI	J H Campbell	1710	1	########	3	1	232	597.6	Measured	0.25	Calculated	250.8	Measured	0.105	Calculated	349.1	Measured	0.146	Measured	2390.9	Measured	Coal	Tangentially-fired	Dry Sorbent Injection	Low NOx Burner Technology w/ Closed-coupled/Separated OFA	Baghouse	Halogenated PAC Sorbent Injection	ARP, CSNOX, CSOSG2E, CSSO2G1, MATS
MI	J H Campbell	1710	1	########	4	1	232	598.6	Measured	0.254	Calculated	247.5	Measured	0.105	Calculated	346.9	Measured	0.147	Measured	2359.9	Measured	Coal	Tangentially-fired	Dry Sorbent Injection	Low NOx Burner Technology w/ Closed-coupled/Separated OFA	Baghouse	Halogenated PAC Sorbent Injection	ARP, CSNOX, CSOSG2E, CSSO2G1, MATS
MI	J H Campbell	1710	1	########	5	1	231	603.2	Measured	0.252	Calculated	250.6	Measured	0.105	Calculated	351.2	Measured	0.147	Measured	2389	Measured	Coal	Tangentially-fired	Dry Sorbent Injection	Low NOx Burner Technology w/ Closed-coupled/Separated OFA	Baghouse	Halogenated PAC Sorbent Injection	ARP, CSNOX, CSOSG2E, CSSO2G1, MATS
MI	J H Campbell	1710	1	########	6	1	232	595.9	Measured	0.25	Calculated	250.3	Measured	0.105	Calculated	346.1	Measured	0.145	Measured	2386.6	Measured	Coal	Tangentially-fired	Dry Sorbent Injection	Low NOx Burner Technology w/ Closed-coupled/Separated OFA	Baghouse	Halogenated PAC Sorbent Injection	ARP, CSNOX, CSOSG2E, CSSO2G1, MATS
MI	J H Campbell	1710	1	########	7	1	232	585.1	Measured	0.244	Calculated	251.1	Measured	0.105	Calculated	347.2	Measured	0.145	Measured	2394.5	Measured	Coal	Tangentially-fired	Dry Sorbent Injection	Low NOx Burner Technology w/ Closed-coupled/Separated OFA	Baghouse	Halogenated PAC Sorbent Injection	ARP, CSNOX, CSOSG2E, CSSO2G1, MATS
MI	J H Campbell	1710	1	########	8	1	232	597.2	Measured	0.251	Calculated	249.1	Measured	0.105	Calculated	334.9	Measured	0.141	Measured	2374.9	Measured	Coal	Tangentially-fired	Dry Sorbent Injection	Low NOx Burner Technology w/ Closed-coupled/Separated OFA	Baghouse	Halogenated PAC Sorbent Injection	ARP, CSNOX, CSOSG2E, CSSO2G1, MATS
MI	J H Campbell	1710	1	########	9	1	231	600.7	Measured	0.252	Calculated	250.1	Measured	0.105	Calculated	333.8	Measured	0.14	Measured	2384.3	Measured	Coal	Tangentially-fired	Dry Sorbent Injection	Low NOx Burner Technology w/ Closed-coupled/Separated OFA	Baghouse	Halogenated PAC Sorbent Injection	ARP, CSNOX, CSOSG2E, CSSO2G1, MATS
MI	J H Campbell	1710	1	########	10	1	232	599.3	Measured	0.25	Calculated	251.3	Measured	0.105	Calculated	337.8	Measured	0.141	Measured	2395.7	Measured	Coal	Tangentially-fired	Dry Sorbent Injection	Low NOx Burner Technology w/ Closed-coupled/Separated OFA	Baghouse	Halogenated PAC Sorbent Injection	ARP, CSNOX, CSOSG2E, CSSO2G1, MATS
MI	J H Campbell	1710	1	########	11	1	232	598.6	Measured	0.251	Calculated	249.6	Measured	0.105	Calculated	340.4	Measured	0.143	Measured	2380.3	Measured	Coal	Tangentially-fired	Dry Sorbent Injection	Low NOx Burner Technology w/ Closed-coupled/Separated OFA	Baghouse	Halogenated PAC Sorbent Injection	ARP, CSNOX, CSOSG2E, CSSO2G1, MATS
MI	J H Campbell	1710	1	########	12	1	231	654.6	Measured	0.276	Calculated	248.8	Measured	0.105	Calculated	339.3	Measured	0.143	Measured	2372.5	Measured	Coal	Tangentially-fired	Dry Sorbent Injection	Low NOx Burner Technology w/ Closed-coupled/Separated OFA	Baghouse	Halogenated PAC Sorbent Injection	ARP, CSNOX, CSOSG2E, CSSO2G1, MATS
MI	J H Campbell	1710	1	########	13	1	232	714	Measured	0.299	Calculated	250.4	Measured	0.105	Calculated	341.4	Measured	0.143	Measured	2387.3	Measured	Coal	Tangentially-fired	Dry Sorbent Injection	Low NOx Burner Technology w/ Closed-coupled/Separated OFA	Baghouse	Halogenated PAC Sorbent Injection	ARP, CSNOX, CSOSG2E, CSSO2G1, MATS
MI	J H Campbell	1710	1	########	14	1	232	533.1	Measured	0.225	Calculated	248.8	Measured	0.105	Calculated	329.7	Measured	0.139	Measured	2372	Measured	Coal	Tangentially-fired	Dry Sorbent Injection	Low NOx Burner Technology w/ Closed-coupled/Separated OFA	Baghouse	Halogenated PAC Sorbent Injection	ARP, CSNOX, CSOSG2E, CSSO2G1, MATS
MI	J H Campbell	1710	1	########	15	1	231	584.7	Measured	0.246	Calculated	249.1	Measured	0.105	Calculated	334.9	Measured	0.141	Measured	2375.4	Measured	Coal	Tangentially-fired	Dry Sorbent Injection	Low NOx Burner Technology w/ Closed-coupled/Separated OFA	Baghouse	Halogenated PAC Sorbent Injection	ARP, CSNOX, CSOSG2E, CSSO2G1, MATS
MI	J H Campbell	1710	1	########	16	1	232	549	Measured	0.231	Calculated	248.9	Measured	0.105	Calculated	339.3	Measured	0.143	Measured	2372.9	Measured	Coal	Tangentially-fired	Dry Sorbent Injection	Low NOx Burner Technology w/ Closed-coupled/Separated OFA	Baghouse	Halogenated PAC Sorbent Injection	ARP, CSNOX, CSOSG2E, CSSO2G1, MATS
MI	J H Campbell	1710	1	########	17	1	232	581.5	Measured	0.245	Calculated	248.8	Measured	0.105	Calculated	336.9	Measured	0.142	Measured	2372.3	Measured	Coal	Tangentially-fired	Dry Sorbent Injection	Low NOx Burner Technology w/ Closed-coupled/Separated OFA	Baghouse	Halogenated PAC Sorbent Injection	ARP, CSNOX, CSOSG2E, CSSO2G1, MATS
MI	J H Campbell	1710	1	########	18	1	232	591.8	Measured	0.25	Calculated	248.6	Measured	0.105	Calculated	341.3	Measured	0.144	Measured	2370.1	Measured	Coal	Tangentially-fired	Dry Sorbent Injection	Low NOx Burner Technology w/ Closed-coupled/Separated OFA	Baghouse	Halogenated PAC Sorbent Injection	ARP, CSNOX, CSOSG2E, CSSO2G1, MATS
MI	J H Campbell	1710	1	########	19	1	232	589	Measured	0.248	Calculated	248.7	Measured	0.105	Calculated	343.8	Measured	0.145	Measured	2371.1	Measured	Coal	Tangentially-fired	Dry Sorbent

MI	J H Campbell	1710	1	########	17	1	232	578.8	Measured	0.245	Calculated	247.9	Measured	0.105	Calculated	333.3	Measured	0.141	Measured	2363.8	Measured	Coal	Tangentially-fired	Dry Sorbent Injection	Low NOx Burner Technology w/ Closed-coupled/Separated OFA	Baghouse	Halogenated PAC Sorbent Injection	ARP, CSNOX, CSOSG2E, CSSO2G1, MATS
MI	J H Campbell	1710	1	########	18	1	231	608.4	Measured	0.257	Calculated	247.9	Measured	0.105	Calculated	335.6	Measured	0.142	Measured	2363.2	Measured	Coal	Tangentially-fired	Dry Sorbent Injection	Low NOx Burner Technology w/ Closed-coupled/Separated OFA	Baghouse	Halogenated PAC Sorbent Injection	ARP, CSNOX, CSOSG2E, CSSO2G1, MATS
MI	J H Campbell	1710	1	########	19	1	232	599.5	Measured	0.253	Calculated	248.4	Measured	0.105	Calculated	338.7	Measured	0.143	Measured	2368.8	Measured	Coal	Tangentially-fired	Dry Sorbent Injection	Low NOx Burner Technology w/ Closed-coupled/Separated OFA	Baghouse	Halogenated PAC Sorbent Injection	ARP, CSNOX, CSOSG2E, CSSO2G1, MATS
MI	J H Campbell	1710	1	########	20	1	231	593.5	Measured	0.249	Calculated	249.5	Measured	0.105	Calculated	342.6	Measured	0.144	Measured	2379.1	Measured	Coal	Tangentially-fired	Dry Sorbent Injection	Low NOx Burner Technology w/ Closed-coupled/Separated OFA	Baghouse	Halogenated PAC Sorbent Injection	ARP, CSNOX, CSOSG2E, CSSO2G1, MATS
MI	J H Campbell	1710	1	########	21	1	232	585.7	Measured	0.247	Calculated	248.8	Measured	0.105	Calculated	348.7	Measured	0.147	Measured	2372.1	Measured	Coal	Tangentially-fired	Dry Sorbent Injection	Low NOx Burner Technology w/ Closed-coupled/Separated OFA	Baghouse	Halogenated PAC Sorbent Injection	ARP, CSNOX, CSOSG2E, CSSO2G1, MATS
MI	J H Campbell	1710	1	########	22	1	232	591.5	Measured	0.248	Calculated	249.9	Measured	0.105	Calculated	350.3	Measured	0.147	Measured	2383.1	Measured	Coal	Tangentially-fired	Dry Sorbent Injection	Low NOx Burner Technology w/ Closed-coupled/Separated OFA	Baghouse	Halogenated PAC Sorbent Injection	ARP, CSNOX, CSOSG2E, CSSO2G1, MATS
MI	J H Campbell	1710	1	########	23	1	232	584.5	Measured	0.245	Calculated	250.1	Measured	0.105	Calculated	348.1	Measured	0.146	Measured	2384.5	Measured	Coal	Tangentially-fired	Dry Sorbent Injection	Low NOx Burner Technology w/ Closed-coupled/Separated OFA	Baghouse	Halogenated PAC Sorbent Injection	ARP, CSNOX, CSOSG2E, CSSO2G1, MATS
MI	J H Campbell	1710	1	########	0	1	232	603.4	Measured	0.255	Calculated	247.7	Measured	0.105	Calculated	349.6	Measured	0.148	Measured	2361.9	Measured	Coal	Tangentially-fired	Dry Sorbent Injection	Low NOx Burner Technology w/ Closed-coupled/Separated OFA	Baghouse	Halogenated PAC Sorbent Injection	ARP, CSNOX, CSOSG2E, CSSO2G1, MATS
MI	J H Campbell	1710	1	########	1	1	232	584.6	Measured	0.247	Calculated	248.3	Measured	0.105	Calculated	343.3	Measured	0.145	Measured	2367.6	Measured	Coal	Tangentially-fired	Dry Sorbent Injection	Low NOx Burner Technology w/ Closed-coupled/Separated OFA	Baghouse	Halogenated PAC Sorbent Injection	ARP, CSNOX, CSOSG2E, CSSO2G1, MATS
MI	J H Campbell	1710	1	########	2	1	232	585.6	Measured	0.247	Calculated	249	Measured	0.105	Calculated	341.9	Measured	0.144	Measured	2374.2	Measured	Coal	Tangentially-fired	Dry Sorbent Injection	Low NOx Burner Technology w/ Closed-coupled/Separated OFA	Baghouse	Halogenated PAC Sorbent Injection	ARP, CSNOX, CSOSG2E, CSSO2G1, MATS
MI	J H Campbell	1710	1	########	3	1	231	577.5	Measured	0.243	Calculated	249.4	Measured	0.105	Calculated	340.1	Measured	0.143	Measured	2378.1	Measured	Coal	Tangentially-fired	Dry Sorbent Injection	Low NOx Burner Technology w/ Closed-coupled/Separated OFA	Baghouse	Halogenated PAC Sorbent Injection	ARP, CSNOX, CSOSG2E, CSSO2G1, MATS
MI	J H Campbell	1710	1	########	4	1	231	530.2	Measured	0.225	Calculated	246.9	Measured	0.105	Calculated	339	Measured	0.144	Measured	2354.2	Measured	Coal	Tangentially-fired	Dry Sorbent Injection	Low NOx Burner Technology w/ Closed-coupled/Separated OFA	Baghouse	Halogenated PAC Sorbent Injection	ARP, CSNOX, CSOSG2E, CSSO2G1, MATS
MI	J H Campbell	1710	1	########	5	1	232	554.2	Measured	0.233	Calculated	249.1	Measured	0.105	Calculated	346.8	Measured	0.146	Measured	2375.5	Measured	Coal	Tangentially-fired	Dry Sorbent Injection	Low NOx Burner Technology w/ Closed-coupled/Separated OFA	Baghouse	Halogenated PAC Sorbent Injection	ARP, CSNOX, CSOSG2E, CSSO2G1, MATS
MI	J H Campbell	1710	1	########	6	1	232	581.6	Measured	0.244	Calculated	250.4	Measured	0.105	Calculated	355.8	Measured	0.149	Measured	2387.6	Measured	Coal	Tangentially-fired	Dry Sorbent Injection	Low NOx Burner Technology w/ Closed-coupled/Separated OFA	Baghouse	Halogenated PAC Sorbent Injection	ARP, CSNOX, CSOSG2E, CSSO2G1, MATS
MI	J H Campbell	1710	1	########	7	1	232	608.6	Measured	0.255	Calculated	250.2	Measured	0.105	Calculated	350.7	Measured	0.147	Measured	2385.5	Measured	Coal	Tangentially-fired	Dry Sorbent Injection	Low NOx Burner Technology w/ Closed-coupled/Separated OFA	Baghouse	Halogenated PAC Sorbent Injection	ARP, CSNOX, CSOSG2E, CSSO2G1, MATS
MI	J H Campbell	1710	1	########	8	1	232	601.8	Measured	0.253	Calculated	249.9	Measured	0.105	Calculated	347.9	Measured	0.146	Measured	2382.8	Measured	Coal	Tangentially-fired	Dry Sorbent Injection	Low NOx Burner Technology w/ Closed-coupled/Separated OFA	Baghouse	Halogenated PAC Sorbent Injection	ARP, CSNOX, CSOSG2E, CSSO2G1, MATS
MI	J H Campbell	1710	1	########	9	1	231	629.5	Measured	0.263	Calculated	251	Measured	0.105	Calculated	349.4	Measured	0.146	Measured	2392.9	Measured	Coal	Tangentially-fired	Dry Sorbent Injection	Low NOx Burner Technology w/ Closed-coupled/Separated OFA	Baghouse	Halogenated PAC Sorbent Injection	ARP, CSNOX, CSOSG2E, CSSO2G1, MATS
MI	J H Campbell	1710	1	########	10	1	232	632	Measured	0.262	Calculated	252.8	Measured	0.105	Calculated	344.7	Measured	0.143	Measured	2410.6	Measured	Coal	Tangentially-fired	Dry Sorbent Injection	Low NOx Burner Technology w/ Closed-coupled/Separated OFA	Baghouse	Halogenated PAC Sorbent Injection	ARP, CSNOX, CSOSG2E, CSSO2G1, MATS
MI	J H Campbell	1710	1	########	11	1	232	626.6	Measured	0.261	Calculated	251.8	Measured	0.105	Calculated	345.7	Measured	0.144	Measured	2400.4	Measured	Coal	Tangentially-fired	Dry Sorbent Injection	Low NOx Burner Technology w/ Closed-coupled/Separated OFA	Baghouse	Halogenated PAC Sorbent Injection	ARP, CSNOX, CSOSG2E, CSSO2G1, MATS
MI	J H Campbell	1710	1	########	12	1	232	611.2	Measured	0.255	Calculated	251.8	Measured	0.105	Calculated	352.9	Measured	0.147	Measured	2400.5	Measured	Coal	Tangentially-fired	Dry Sorbent Injection	Low NOx Burner Technology w/ Closed-coupled/Separated OFA	Baghouse	Halogenated PAC Sorbent Injection	ARP, CSNOX, CSOSG2E, CSSO2G1, MATS
MI	J H Campbell	1710	1	########	13	1	232	539.6	Measured	0.225	Calculated	251.4	Measured	0.105	Calculated	354.7	Measured	0.148	Measured	2396.9	Measured	Coal	Tangentially-fired	Dry Sorbent Injection	Low NOx Burner Technology w/ Closed-coupled/Separated OFA	Baghouse	Halogenated PAC Sorbent Injection	ARP, CSNOX, CSOSG2E, CSSO2G1, MATS
MI	J H Campbell	1710	1	########	14	1	232	539.6	Measured	0.225	Calculated	252	Measured	0.105	Calculated	358	Measured	0.149	Measured	2402.8	Measured	Coal	Tangentially-fired	Dry Sorbent Injection	Low NOx Burner Technology w/ Closed-coupled/Separated OFA	Baghouse	Halogenated PAC Sorbent Injection	ARP, CSNOX, CSOSG2E, CSSO2G1, MATS
MI	J H Campbell	1710	1	########	15	1	232	592.4	Measured	0.247	Calculated	251.6	Measured	0.105	Calculated	355.1	Measured	0.148	Measured	2399.3	Measured	Coal	Tangentially-fired	Dry Sorbent Injection	Low NOx Burner Technology w/ Closed-coupled/Separated OFA	Baghouse	Halogenated PAC Sorbent Injection	ARP, CSNOX, CSOSG2E, CSSO2G1, MATS
MI	J H Campbell	1710	1	########	16	1	231	640	Measured	0.267	Calculated	251	Measured	0.105	Calculated	356.6	Measured	0.149	Measured	2393.1	Measured	Coal	Tangentially-fired	Dry Sorbent Injection	Low NOx Burner Technology w/ Closed-coupled/Separated OFA	Baghouse	Halogenated PAC Sorbent Injection	ARP, CSNOX, CSOSG2E, CSSO2G1, MATS
MI	J H Campbell	1710	1	########	17	1	232	624.3	Measured	0.261	Calculated	251.1	Measured	0.105	Calculated	349.5	Measured	0.146	Measured	2393.9	Measured	Coal	Tangentially-fired	Dry Sorbent Injection	Low NOx Burner Technology w/ Closed-coupled/Separated OFA	Baghouse	Halogenated PAC Sorbent Injection	ARP, CSNOX, CSOSG2E, CSSO2G1, MATS
MI	J H Campbell	1710	1	########	18	1	232	602.9	Measured	0.254	Calculated	249.3	Measured	0.105	Calculated	347.1	Measured	0.146	Measured	2377.4	Measured	Coal	Tangentially-fired	Dry Sorbent Injection	Low NOx Burner Technology w/ Closed-coupled/Separated OFA	Baghouse	Halogenated PAC Sorbent Injection	ARP, CSNOX, CSOSG2E, CSSO2G1, MATS
MI	J H Campbell	1710	1	########	19	1	232	586.2	Measured	0.247	Calculated	249	Measured	0.105	Calculated	346.6	Measured	0.146	Measured	2374.1	Measured	Coal	Tangentially-fired	Dry Sorbent Injection	Low NOx Burner Technology w/ Closed-coupled/Separated OFA	Baghouse	Halogenated PAC Sorbent Injection	ARP, CSNOX, CSOSG2E, CSSO2G1, MATS
MI	J H Campbell	1710	1	########	20	1	231	589.2	Measured	0.248	Calculated	249.5	Measured	0.105	Calculated	347.3	Measured	0.146	Measured	2379	Measured	Coal	Tangentially-fired	Dry Sorbent Injection	Low NOx Burner Technology w/ Closed-coupled/Separated OFA	Baghouse	Halogenated PAC Sorbent Injection	ARP, CSNOX, CSOSG2E, CSSO2G1, MATS
MI	J H Campbell	1710	1	########	21	1	232	581.1	Measured	0.245	Calculated	248.9	Measured	0.105	Calculated	344.1	Measured	0.145	Measured	2373.3	Measured	Coal	Tangentially-fired	Dry Sorbent Injection	Low NOx Burner Technology w/ Closed-coupled/Separated OFA	Baghouse	Halogenated PAC Sorbent Injection	ARP, CSNOX, CSOSG2E, CSSO2G1, MATS
MI	J H Campbell	1710	1	########	22	1	232	717.3	Measured	0.302	Calculated	249.2	Measured	0.105	Calculated	349.3	Measured	0.147	Measured	2376.4	Measured	Coal	Tangentially-fired	Dry Sorbent Injection	Low NOx Burner Technology w/ Closed-coupled/Separated OFA	Baghouse	Halogenated PAC Sorbent Injection	ARP, CSNOX, CSOSG2E, CSSO2G1, MATS
MI	J H Campbell	1710	1	########	23	1	232	966.1	Measured	0.406	Calculated	249.9	Measured	0.105	Calculated	359.7	Measured	0.151	Measured	2382.3	Measured	Coal	Tangentially-fired	Dry Sorbent Injection	Low NOx Burner Technology w/ Closed-coupled/Separated OFA	Baghouse	Halogenated PAC Sorbent Injection	ARP, CSNOX, CSOSG2E, CSSO2G1, MATS
MI	J H Campbell	1710	1	########	0	1	185	565.5	Measured	0.293	Calculated	202.2	Measured	0.105	Calculated	273.8	Measured	0.142	Measured	1928.1	Measured	Coal	Tangentially-fired	Dry Sorbent Injection	Low NOx Burner Technology w/ Closed-coupled/Separated OFA	Baghouse	Halogenated PAC Sorbent Injection	ARP, CSNOX, CSOSG2E, CSSO2G1, MATS
MI	J H Campbell	1710	1	########	1	1	216	592.9	Measured	0.265	Calculated	234.8	Measured	0.105	Calculated	297.8	Measured	0.133	Measured	2239	Measured	Coal	Tangentially-fired	Dry Sorbent Injection	Low NOx Burner Technology w/ Closed-coupled/Separated OFA	Baghouse	Halogenated PAC Sorbent Injection	ARP, CSNOX, CSOSG2E, CSSO2G1, MATS
MI	J H Campbell	1710	1	########	2	1	232	576.4	Measured	0.244	Calculated	247.7	Measured	0.105	Calculated	347.1	Measured	0.147	Measured	2361.5	Measured	Coal	Tangentially-fired	Dry Sorbent Injection	Low NOx Burner Technology w/ Closed-coupled/Separated OFA	Baghouse	Halogenated PAC Sorbent Injection	ARP, CSNOX, CSOSG2E, CSSO2G1, MATS
MI	J H Campbell	1710	1	########	3	1	231	588.1	Measured	0.248	Calculated	248.5	Measured	0.105	Calculated	343.6	Measured	0.145	Measured	2369.4	Measured	Coal	Tangentially-fired	Dry Sorbent Injection	Low NOx Burner Technology w/ Closed-coupled/Separated OFA	Baghouse	Halogenated PAC Sorbent Injection	ARP, CSNOX, CSOSG2E, CSSO2G1, MATS
MI	J H Campbell	1710	1	########	4	1	231	641.3	Measured	0.275	Calculated	244.9	Measured	0.105	Calculated	347.9	Measured	0.149	Measured	2335	Measured	Coal	Tangentially-fired	Dry Sorbent Injection	Low NOx Burner Technology w/ Closed-coupled/Separated OFA	Baghouse	Halogenated PAC Sorbent Injection	ARP, CSNOX, CSOSG2E, CSSO2G1, MATS
MI	J H Campbell	1710	1	########	5	1	231	644.9	Measured	0.274	Calculated	246.7	Measured	0.105	Calculated	355.2	Measured	0.151	Measured	2352.5	Measured	Coal	Tangentially-fired	Dry Sorbent Injection	Low NOx Burner Technology w/ Closed-coupled/Separated OFA	Baghouse	Halogenated PAC Sorbent Injection	ARP, CSNOX, CSOSG2E, CSSO2G1, MATS
MI	J H Campbell	1710	1	########	6	1	232	593.7	Measured	0.251	Calculated	248	Measured	0.105	Calculated	354.7	Measured	0.15	Measured	2364.4	Measured	Coal	Tangentially-fired	Dry Sorbent Injection	Low NOx Burner Technology w/ Closed-coupled/Separated OFA	Baghouse	Halogenated PAC Sorbent Injection	ARP, CSNOX, CSOSG2E, CSSO2G1, MATS
MI	J H Campbell	1710	1	########	7	1	232	567.5	Measured	0.239	Calculated	249.1	Measured	0.105	Calculated	353.9	Measured	0.149	Measured	2375.4	Measured	Coal	Tangentially-fired	Dry Sorbent Injection	Low NOx Burner Technology w/ Closed-coupled/Separated OFA	Baghouse	Halogenated PAC Sorbent Injection	ARP, CSNOX, CSOSG2E, CSSO2G1, MATS
MI	J H Campbell	1710	1	########	8	1	231	599.9	Measured	0.254	Calculated	247.4	Measured	0.105	Calculated	356.2	Measured	0.151	Measured	2359.2	Measured	Coal	Tangentially-fired	Dry Sorbent Injection	Low NOx Burner Technology w/ Closed-coupled/Separated OFA	Baghouse	Halogenated PAC Sorbent Injection	ARP, CSNOX, CSOSG2E, CSSO2G1, MATS
MI	J H Campbell	1710	1	########	9	1	232	612	Measured	0.258	Calculated	249.2	Measured	0.105	Calculated	358.8	Measured	0.151	Measured	2376.2	Measured	Coal	Tangentially-fired	Dry Sorbent Injection	Low NOx Burner Technology w/ Closed-coupled/Separated OFA	Baghouse	Halogenated PAC Sorbent Injection	ARP, CSNOX, CSOSG2E, CSSO2G1, MATS
MI	J H Campbell	1710	1	########	10	1	232	621.3	Measured	0.262	Calculated	248.2	Measured	0.105	Calculated	355.1	Measured	0.15	Measured	2367	Measured	Coal	Tangentially-fired	Dry Sorbent Injection	Low NOx Burner Technology w/ Closed-coupled/Separated OFA	Baghouse	Halogenated PAC Sorbent Injection	ARP, CSNOX, CSOSG2E, CSSO2G1, MATS
MI	J H Campbell	1710	1	########	11	1	232	633.7	Measured	0.267	Calculated	249.3	Measured	0.105	Calculated	354.1	Measured	0.149	Measured	2376.8	Measured	Coal	Tangentially-fired	Dry Sorbent Injection	Low NOx Burner Technology w/ Closed-coupled/Separated OFA	Baghouse	Halogenated PAC Sorbent Injection	ARP, CSNOX, CSOSG2E, CSSO2G1, MATS
MI	J H Campbell	1710	1	########	12	1	232	635.2	Measured	0.267	Calculated	249.6	Measured	0.105	Calculated	359.4	Measured	0.151	Measured	2380.3	Measured	Coal	Tangentially-fired	Dry Sorbent Injection	Low NOx Burner Technology w/ Closed-coupled/Separated OFA	Baghouse	Halogenated PAC Sorbent Injection	ARP, CSNOX, CSOSG2E, CSSO2G1, MATS
MI	J H Campbell	1710	1	########	13	1	232	634.4	Measured	0.264	Calculated	252	Measured	0.105	Calculated	362.8	Measured	0.151	Measured	2402.6	Measured	Coal	Tangentially-fired	Dry Sorbent Injection	Low NOx Burner Technology w/ Closed-coupled/Separated OFA	Baghouse	Halogenated PAC Sorbent Injection	ARP, CSNOX, CSOSG2E, CSSO2G1, MATS
MI	J H Campbell	1710	1	########	14	1	232	602.2	Measured	0.251	Calculated	252.1	Measured	0.105	Calculated	358.1	Measured	0.149	Measured	2403.3	Measured	Coal	Tangentially-fired	Dry Sorbent Injection	Low NOx Burner Technology w/ Closed-coupled/Separated OFA	Baghouse	Halogenated PAC Sorbent Injection	ARP, CSNOX, CSOSG2E, CSSO2G1, MATS
MI	J H Campbell	1710	1	########	15	1	232	643.9	Measured	0.268	Calculated	251.8	Measured	0.105	Calculated	355.4	Measured	0.148	Measured	2401.2	Measured	Coal	Tangentially-fired	Dry Sorbent Injection	Low NOx Burner Technology w/ Closed-coupled/Separated OFA	Baghouse	Halogenated PAC Sorbent Injection	ARP, CSNOX, CSOSG2E, CSSO2G1, MATS
MI	J H Campbell	1710	1	########	16	1	231	682.2	Measured	0.286	Calculated	250.1	Measured	0.105	Calculated	357.6	Measured	0.15	Measured	2384.2	Measured	Coal	Tangentially-fired	Dry Sorbent Injection	Low NOx Burner Technology w/ Closed-coupled/Separated OFA	Baghouse	Halogenated PAC Sorbent Injection	ARP, CSNOX, CSOSG2E, CSSO2G1, MATS
MI	J H Campbell	1710	1	########	17	1	231	668.2	Measured	0.278	Calculated	252.5	Measured	0.105	Calculated	363.6	Measured	0.151	Measured	2407.9	Measured	Coal	Tangentially-fired	Dry Sorbent Injection	Low NOx Burner Technology w/ Closed-coupled/Separated OFA	Baghouse	Halogenated PAC Sorbent Injection	ARP, CSNOX, CSOSG2E, CSSO2G1, MATS
MI	J H Campbell	1710	1	########	18	1	233	648.6	Measured	0.269	Calculated	253.2	Measured	0.105	Calculated	366.9	Measured	0.152	Measured	2414.1	Measured	Coal	Tangentially-fired	Dry Sorbent Injection	Low NOx Burner Technology w/ Closed-coupled/Separated OFA	Baghouse	Halogenated PAC Sorbent Injection	ARP, CSNOX, CSOSG2E, CSSO2G1, MATS
MI	J H Campbell	1710	1	########	19	1	232	652.5	Measured	0.273	Calculated	251.1	Measured	0.105	Calculated	361.5	Measured	0.151	Measured	2394.1	Measured	Coal	Tangentially-fired	Dry Sorbent Injection	Low NOx Burner Technology w/ Closed-coupled/Separated OFA	Baghouse	Halogenated PAC Sorbent Injection	ARP, CSNOX, CSOSG2E, CSSO2G1, MATS
MI	J H Campbell	1710	1	########	20	1	232	637	Measured	0.266	Calculated	250.8	Measured	0.105	Calculated	358.8	Measured	0.15	Measured	2391.7	Measured	Coal	Tangentially-fired	Dry Sorbent Injection	Low NOx Burner Technology w/ Closed-coupled/Separated OFA	Baghouse	Halogenated PAC Sorbent Injection	ARP, CSNOX, CSOSG2E, CSSO2G1, MATS
MI	J H Campbell	1710	1	########	21	1	232	632	Measured	0.269	Calculated	246.8	Measured	0.105	Calculated	360	Measured	0.153	Measured	2353.1	Measured	Coal	Tangentially-fired	Dry Sorbent Injection	Low NOx Burner Technology w/ Closed-coupled/Separated OFA	Baghouse	Halogenated PAC Sorbent Injection	ARP, CSNOX, CSOSG2E, CSSO2G1, MATS
MI	J H Campbell	1710	1	########	22	1	232	625.2	Measured	0.27	Calculated	243.2	Measured	0.105	Calculated	359.5	Measured	0.155	Measured	2319.1	Measured	Coal	Tangentially-fired	Dry Sorbent Injection	Low NOx Burner Technology w/ Closed-coupled/Separated OFA	Baghouse	Halogenated PAC Sorbent Injection	ARP, CSNOX, CSOSG2E, CSSO2G1, MATS
MI	J H Campbell	1710	1	########	23	1	232	618.2	Measured	0.267	Calculated	242.7	Measured	0.105	Calculated	356.3	Measured	0.154	Measured	2313.8	Measured	Coal	Tangentially-fired	Dry Sorbent Injection	Low NOx Burner Technology w/ Closed-coupled/Separated OFA	Baghouse	Halogenated PAC Sorbent Injection	ARP, CSNOX, CSOSG2E, CSSO2G1, MATS
MI	J H Campbell	1710	1	########	0	1	232	639	Measured	0.275	Calculated	243.3	Measured	0.105	Calculated	361.9	Measured	0.156	Measured	2320.1	Measured	Coal	Tangentially-fired	Dry Sorbent Injection	Low NOx Burner Technology w/ Closed-coupled/Separated OFA	Baghouse	Halogenated PAC Sorbent Injection	ARP, CSNOX, CSOSG2E, CSSO2G1, MATS
MI	J H Campbell	1710	1	########	1	1	232	629.8	Measured	0.27	Calculated	244.3	Measured	0.105	Calculated	363.4	Measured	0.156	Measured	2329.3	Measured	Coal	Tangentially-fired	Dry Sorbent Injection	Low NOx Burner Technology w/ Closed-coupled/Separated OFA	Baghouse	Halogenated PAC Sorbent Injection	ARP, CSNOX, CSOSG2E, CSSO2G1, MATS
MI	J H Campbell	1710	1	########	2	1	232	610.9	Measured	0.263	Calculated	243.2	Measured	0.105	Calculated	359.4	Measured	0.155	Measured	2318.6	Measured	Coal	Tangentially-fired	Dry Sorbent Injection	Low NOx Burner Technology w/ Closed-coupled/Separated OFA	Baghouse	Halogenated PAC Sorbent Injection	ARP, CSNOX, CSOSG2E, CSSO2G1, MATS
MI	J H Campbell	1710	1	########	3	1	232	620.1	Measured	0.267	Calculated	243.2	Measured	0.105	Calculated	359.4	Measured	0.155	Measured	2318.6	Measured	Coal	Tangentially-fired	Dry Sorbent Injection	Low NOx Burner Technology w/ Closed-coupled/Separated OFA	Baghouse	Halogenated PAC Sorbent Injection	ARP, CSNOX, CSOSG2E, CSSO2G1, MATS
MI	J H Campbell	1710	1	########	4	1	232	635.4	Measured	0.268	Calculated	248.7	Measured an	0.105	Calculated	343.9	Measured	0.145	Substitute	2371.6	Measured	Coal	Tangentially-fired	Dry Sorbent Injection	Low NOx Burner Technology w/ Closed-coupled/Separated OFA	Baghouse	Halogenated PAC Sorbent Injection	ARP, CSNOX, CSOSG2E, CSSO2G1, MATS
MI	J H Campbell	1710	1	########	5	1	251	663.4	Measured	0.259	Calculated	268.3	Measured an	0.105	Calculated	386.3	Measured	0.151	Substitute	2558	Measured	Coal	Tangentially-fired	Dry Sorbent Injection	Low NOx Burner Technology w/ Closed-coupled/Separated OFA	Baghouse	Halogenated PAC Sorbent Injection	ARP, CSNOX, CSOSG2E, CSSO2G1, MATS
MI	J H Campbell	1710	1	########	6	1	237	605.9	Measured	0.251	Calculated	252.8	Measured an	0.105	Calculated	349.5	Measured	0.145	Substitute	2410.5	Measured	Coal	Tangentially-fired	Dry Sorbent Injection	Low NOx Burner Technology w/ Closed-coupled/Separated OFA	Baghouse	Halogenated PAC Sorbent Injection	ARP, CSNOX, CSOSG2E, CSSO2G1, MATS
MI	J H Campbell	1710	1	########	7	1	235	621.6	Measured	0.252	Calculated	258.3	Measured	0.105	Calculated	359.5	Measured	0.146	Measured	2462.6	Measured	Coal	Tangentially-fired	Dry Sorbent Injection	Low NOx Burner Technology w/ Closed-coupled/Separated OFA	Baghouse	Halogenated PAC Sorbent Injection	ARP, CSNOX, CSOSG2E, CSSO2G1, MATS
MI	J H Campbell	1710	1	########	8	1	235	646	Measured	0.26	Calculated	260.7	Measured	0.105	Calculated	365.4	Measured	0.147	Measured	2485.8	Measured	Coal	Tangentially-fired	Dry Sorbent Injection	Low NOx Burner Technology w/ Closed-coupled/Separated OFA	Baghouse	Halogenated PAC Sorbent Injection	ARP, CSNOX, CSOSG2E, CSSO2G1, MATS
MI	J H Campbell	1710	1	########	9	1	235	659.9	Measured	0.273	Calculated	253.9	Measured	0.105	Calculated	363.2	Measured	0.15	Measured	2421	Measured	Coal	Tangentially-fired	Dry Sorbent Injection	Low NOx Burner Technology w/ Closed-coupled/Separated OFA	Baghouse	Halogenated PAC Sorbent Injection	ARP, CSNOX, CSOSG2E, CSSO2G1, MATS
MI	J H Campbell	1710	1	########	10	1	236	670.6	Measured	0.278	Calculated	253	Measured	0.105	Calculated	361.8	Measured	0.15	Measured	2412.3	Measured	Coal	Tangentially-fired	Dry Sorbent Injection	Low NOx Burner Technology w/ Closed-coupled/Separated OFA	Baghouse	Halogenated PAC Sorbent Injection	ARP, CSNOX, CSOSG2E, CSSO2G1, MATS
MI	J H Campbell	1710	1	########	11	1	235	661.7	Measured	0.272	Calculated	255.5	Measured	0.105	Calculated	358.2	Measured	0.147	Measured	2436.5	Measured	Coal	Tangentially-fired	Dry Sorbent Injection	Low NOx Burner Technology w/ Closed-coupled/Separated OFA	Baghouse	Halogenated PAC Sorbent Injection	ARP, CSNOX, CSOSG2E, CSSO2G1, MATS
MI	J H Campbell	1710	1	########	12	1	235	655.2	Measured	0.267	Calculated	257.8	Measured	0.105	Calculated	363.8	Measured	0.148	Measured	2458.1	Measured	Coal	Tangentially-fired	Dry Sorbent Injection	Low NOx Burner Technology w/ Closed-coupled/Separated OFA	Baghouse	Halogenated PAC Sorbent Injection	ARP, CSNOX, CSOSG2E, CSSO2G1, MATS
MI	J H Campbell	1710	1	########	13	1	235	647.5	Measured	0.262	Calculated	258.9	Measured	0.105	Calculated	367.9	Measured	0.149	Measured	2468.9	Measured	Coal	Tangentially-fired	Dry Sorbent Injection	Low NOx Burner Technology w/ Closed-coupled/Separated OFA	Baghouse	Halogenated PAC Sorbent Injection	ARP, CSNOX, CSOSG2E, CSSO2G1, MATS
MI	J H Campbell	1710	1	########	14	1	235	645.7	Measured	0.26	Calculated	260.5	Measured	0.105	Calculated	372.5	Measured	0.15	Measured	2483.5	Measured	Coal	Tangentially-fired	Dry Sorbent Injection	Low NOx Burner Technology w/ Closed-coupled/Separated OFA	Baghouse	Halogenated PAC Sorbent Injection	ARP, CSNOX, CSOSG2E, CSSO2G1, MATS
MI	J H Campbell	1710	1	########	15	1	235	661.3	Measured	0.266	Calculated	260.8	Measured	0.105	Calculated	370.6	Measured	0.149	Measured	2487.1	Measured	Coal	Tangentially-fired	Dry Sorbent Injection	Low NOx Burner Technology w/ Closed-coupled/Separated OFA	Baghouse	Halogenated PAC Sorbent Injection	ARP, CSNOX, CSOSG2E, CSSO2G1, MATS
MI	J H Campbell	1710	1	########	16	1	235	666.3	Measured	0.271	Calculated	258.3	Measured	0.105	Calculated	369.4	Measured	0.15	Measured	2462.4	Measured	Coal	Tangentially-fired	Dry Sorbent Injection	Low NOx Burner Technology w/ Closed-coupled/Separated OFA	Baghouse	Halogenated PAC Sorbent Injection	ARP, CSNOX, CSOSG2E, CSSO2G1, MATS
MI	J H Campbell	1710	1	########	17	1	235	680.8	Measured	0.276	Calculated	259	Measured	0.105	Calculated	363.1	Measured	0.147	Measured	2469.8	Measured	Coal	Tangentially-fired	Dry Sorbent Injection	Low NOx Burner Technology w/ Closed-coupled/Separated OFA	Baghouse	Halogenated PAC Sorbent Injection	ARP, CSNOX, CSOSG2E, CSSO2G1, MATS
MI	J H Campbell	1710	1	########	18	1	236	673.4	Measured	0.273	Calculated	258.8	Measured	0.105	Calculated	365.2	Measured	0.148	Measured	2467.7	Measured	Coal	Tangentially-fired

MI	J H Campbell	1710	1	########	16	1	255	779.3	Measured	0.302	Calculated	270.8	Measured	0.105	Calculated	392.5	Measured	0.152	Measured	2582.1	Measured	Coal	Tangentially-fired	Dry Sorbent Injection	Low NOx Burner Technology w/ Closed-coupled/Separated OFA	Baghouse	Halogenated PAC Sorbent Injection	ARP, CSNOX, CSOSG2E, CSSO2G1, MATS
MI	J H Campbell	1710	1	########	17	1	256	813.1	Measured	0.314	Calculated	271.8	Measured	0.105	Calculated	393.9	Measured	0.152	Measured	2591.7	Measured	Coal	Tangentially-fired	Dry Sorbent Injection	Low NOx Burner Technology w/ Closed-coupled/Separated OFA	Baghouse	Halogenated PAC Sorbent Injection	ARP, CSNOX, CSOSG2E, CSSO2G1, MATS
MI	J H Campbell	1710	1	########	18	1	256	767.6	Measured	0.294	Calculated	273.7	Measured	0.105	Calculated	391.4	Measured	0.15	Measured	2609.5	Measured	Coal	Tangentially-fired	Dry Sorbent Injection	Low NOx Burner Technology w/ Closed-coupled/Separated OFA	Baghouse	Halogenated PAC Sorbent Injection	ARP, CSNOX, CSOSG2E, CSSO2G1, MATS
MI	J H Campbell	1710	1	########	19	1	256	749.7	Measured	0.289	Calculated	271.7	Measured	0.105	Calculated	398.9	Measured	0.154	Measured	2590.5	Measured	Coal	Tangentially-fired	Dry Sorbent Injection	Low NOx Burner Technology w/ Closed-coupled/Separated OFA	Baghouse	Halogenated PAC Sorbent Injection	ARP, CSNOX, CSOSG2E, CSSO2G1, MATS
MI	J H Campbell	1710	1	########	20	1	256	717.6	Measured	0.275	Calculated	273.5	Measured	0.105	Calculated	406.8	Measured	0.156	Measured	2607.9	Measured	Coal	Tangentially-fired	Dry Sorbent Injection	Low NOx Burner Technology w/ Closed-coupled/Separated OFA	Baghouse	Halogenated PAC Sorbent Injection	ARP, CSNOX, CSOSG2E, CSSO2G1, MATS
MI	J H Campbell	1710	1	########	21	1	256	748.6	Measured	0.288	Calculated	272.8	Measured	0.105	Calculated	400.5	Measured	0.154	Measured	2600.7	Measured	Coal	Tangentially-fired	Dry Sorbent Injection	Low NOx Burner Technology w/ Closed-coupled/Separated OFA	Baghouse	Halogenated PAC Sorbent Injection	ARP, CSNOX, CSOSG2E, CSSO2G1, MATS
MI	J H Campbell	1710	1	########	22	1	256	921.8	Measured	0.355	Calculated	272	Measured	0.105	Calculated	396.8	Measured	0.153	Measured	2593.6	Measured	Coal	Tangentially-fired	Dry Sorbent Injection	Low NOx Burner Technology w/ Closed-coupled/Separated OFA	Baghouse	Halogenated PAC Sorbent Injection	ARP, CSNOX, CSOSG2E, CSSO2G1, MATS
MI	J H Campbell	1710	1	########	23	1	255	1505.9	Measured	0.582	Calculated	271.2	Measured	0.105	Calculated	413.7	Measured	0.16	Measured	2585.7	Measured	Coal	Tangentially-fired	Dry Sorbent Injection	Low NOx Burner Technology w/ Closed-coupled/Separated OFA	Baghouse	Halogenated PAC Sorbent Injection	ARP, CSNOX, CSOSG2E, CSSO2G1, MATS
MI	J H Campbell	1710	1	########	0	1	256	1089.6	Measured	0.42	Calculated	271.9	Measured	0.105	Calculated	414.8	Measured	0.16	Measured	2592.3	Measured	Coal	Tangentially-fired	Dry Sorbent Injection	Low NOx Burner Technology w/ Closed-coupled/Separated OFA	Baghouse	Halogenated PAC Sorbent Injection	ARP, CSNOX, CSOSG2E, CSSO2G1, MATS
MI	J H Campbell	1710	1	########	1	1	256	994.2	Measured	0.382	Calculated	273.3	Measured	0.105	Calculated	406.5	Measured	0.156	Measured	2605.9	Measured	Coal	Tangentially-fired	Dry Sorbent Injection	Low NOx Burner Technology w/ Closed-coupled/Separated OFA	Baghouse	Halogenated PAC Sorbent Injection	ARP, CSNOX, CSOSG2E, CSSO2G1, MATS
MI	J H Campbell	1710	1	########	2	1	255	872.6	Measured	0.339	Calculated	269.7	Measured	0.105	Calculated	398.5	Measured	0.155	Measured	2571.1	Measured	Coal	Tangentially-fired	Dry Sorbent Injection	Low NOx Burner Technology w/ Closed-coupled/Separated OFA	Baghouse	Halogenated PAC Sorbent Injection	ARP, CSNOX, CSOSG2E, CSSO2G1, MATS
MI	J H Campbell	1710	1	########	3	1	256	842.5	Measured	0.327	Calculated	270.1	Measured	0.105	Calculated	396.6	Measured	0.154	Measured	2575.5	Measured	Coal	Tangentially-fired	Dry Sorbent Injection	Low NOx Burner Technology w/ Closed-coupled/Separated OFA	Baghouse	Halogenated PAC Sorbent Injection	ARP, CSNOX, CSOSG2E, CSSO2G1, MATS
MI	J H Campbell	1710	1	########	4	1	255	943.5	Measured	0.37	Calculated	267.1	Measured	0.105	Calculated	402.4	Measured	0.158	Measured	2546.8	Measured	Coal	Tangentially-fired	Dry Sorbent Injection	Low NOx Burner Technology w/ Closed-coupled/Separated OFA	Baghouse	Halogenated PAC Sorbent Injection	ARP, CSNOX, CSOSG2E, CSSO2G1, MATS
MI	J H Campbell	1710	1	########	5	1	256	1069	Measured	0.408	Calculated	275	Measured	0.105	Calculated	419.5	Measured	0.16	Measured	2622.1	Measured	Coal	Tangentially-fired	Dry Sorbent Injection	Low NOx Burner Technology w/ Closed-coupled/Separated OFA	Baghouse	Halogenated PAC Sorbent Injection	ARP, CSNOX, CSOSG2E, CSSO2G1, MATS
MI	J H Campbell	1710	1	########	6	1	256	1088.2	Measured	0.415	Calculated	275.3	Measured	0.105	Calculated	420	Measured	0.16	Measured	2625.2	Measured	Coal	Tangentially-fired	Dry Sorbent Injection	Low NOx Burner Technology w/ Closed-coupled/Separated OFA	Baghouse	Halogenated PAC Sorbent Injection	ARP, CSNOX, CSOSG2E, CSSO2G1, MATS
MI	J H Campbell	1710	1	########	7	1	256	1032	Measured	0.394	Calculated	274.9	Measured	0.105	Calculated	414.1	Measured	0.158	Measured	2621.1	Measured	Coal	Tangentially-fired	Dry Sorbent Injection	Low NOx Burner Technology w/ Closed-coupled/Separated OFA	Baghouse	Halogenated PAC Sorbent Injection	ARP, CSNOX, CSOSG2E, CSSO2G1, MATS
MI	J H Campbell	1710	1	########	8	1	255	1046.3	Measured	0.401	Calculated	273.3	Measured	0.105	Calculated	419.6	Measured	0.161	Measured	2606.2	Measured	Coal	Tangentially-fired	Dry Sorbent Injection	Low NOx Burner Technology w/ Closed-coupled/Separated OFA	Baghouse	Halogenated PAC Sorbent Injection	ARP, CSNOX, CSOSG2E, CSSO2G1, MATS
MI	J H Campbell	1710	1	########	9	1	255	1088.2	Measured	0.415	Calculated	275.2	Measured	0.105	Calculated	419.8	Measured	0.16	Measured	2623.6	Measured	Coal	Tangentially-fired	Dry Sorbent Injection	Low NOx Burner Technology w/ Closed-coupled/Separated OFA	Baghouse	Halogenated PAC Sorbent Injection	ARP, CSNOX, CSOSG2E, CSSO2G1, MATS
MI	J H Campbell	1710	1	########	10	1	256	1160	Measured	0.442	Calculated	275.3	Measured	0.105	Calculated	422.5	Measured	0.161	Measured	2624.5	Measured	Coal	Tangentially-fired	Dry Sorbent Injection	Low NOx Burner Technology w/ Closed-coupled/Separated OFA	Baghouse	Halogenated PAC Sorbent Injection	ARP, CSNOX, CSOSG2E, CSSO2G1, MATS
MI	J H Campbell	1710	1	########	11	1	256	1303.8	Measured	0.494	Calculated	276.9	Measured	0.105	Calculated	433	Measured	0.164	Measured	2640.1	Measured	Coal	Tangentially-fired	Dry Sorbent Injection	Low NOx Burner Technology w/ Closed-coupled/Separated OFA	Baghouse	Halogenated PAC Sorbent Injection	ARP, CSNOX, CSOSG2E, CSSO2G1, MATS
MI	J H Campbell	1710	1	########	12	1	256	1356.5	Measured	0.511	Calculated	278.5	Measured	0.105	Calculated	435.5	Measured	0.164	Measured	2655.7	Measured	Coal	Tangentially-fired	Dry Sorbent Injection	Low NOx Burner Technology w/ Closed-coupled/Separated OFA	Baghouse	Halogenated PAC Sorbent Injection	ARP, CSNOX, CSOSG2E, CSSO2G1, MATS
MI	J H Campbell	1710	1	########	13	1	256	1408.5	Measured	0.532	Calculated	277.7	Measured	0.105	Calculated	436.9	Measured	0.165	Measured	2647.8	Measured	Coal	Tangentially-fired	Dry Sorbent Injection	Low NOx Burner Technology w/ Closed-coupled/Separated OFA	Baghouse	Halogenated PAC Sorbent Injection	ARP, CSNOX, CSOSG2E, CSSO2G1, MATS
MI	J H Campbell	1710	1	########	14	1	255	1361.4	Measured	0.513	Calculated	278.2	Measured	0.105	Calculated	442.9	Measured	0.167	Measured	2652.3	Measured	Coal	Tangentially-fired	Dry Sorbent Injection	Low NOx Burner Technology w/ Closed-coupled/Separated OFA	Baghouse	Halogenated PAC Sorbent Injection	ARP, CSNOX, CSOSG2E, CSSO2G1, MATS
MI	J H Campbell	1710	1	########	15	1	256	1311	Measured	0.489	Calculated	281	Measured	0.105	Calculated	434.1	Measured	0.162	Measured	2679.7	Measured	Coal	Tangentially-fired	Dry Sorbent Injection	Low NOx Burner Technology w/ Closed-coupled/Separated OFA	Baghouse	Halogenated PAC Sorbent Injection	ARP, CSNOX, CSOSG2E, CSSO2G1, MATS
MI	J H Campbell	1710	1	########	16	1	256	1132.9	Measured	0.424	Calculated	280.1	Measured	0.105	Calculated	432.6	Measured	0.162	Measured	2670.3	Measured	Coal	Tangentially-fired	Dry Sorbent Injection	Low NOx Burner Technology w/ Closed-coupled/Separated OFA	Baghouse	Halogenated PAC Sorbent Injection	ARP, CSNOX, CSOSG2E, CSSO2G1, MATS
MI	J H Campbell	1710	1	########	17	1	256	1018.3	Measured	0.381	Calculated	280	Measured	0.105	Calculated	421.8	Measured	0.158	Measured	2669.7	Measured	Coal	Tangentially-fired	Dry Sorbent Injection	Low NOx Burner Technology w/ Closed-coupled/Separated OFA	Baghouse	Halogenated PAC Sorbent Injection	ARP, CSNOX, CSOSG2E, CSSO2G1, MATS
MI	J H Campbell	1710	1	########	18	1	256	991.7	Measured	0.372	Calculated	279.8	Measured	0.105	Calculated	418.9	Measured	0.157	Measured	2668.2	Measured	Coal	Tangentially-fired	Dry Sorbent Injection	Low NOx Burner Technology w/ Closed-coupled/Separated OFA	Baghouse	Halogenated PAC Sorbent Injection	ARP, CSNOX, CSOSG2E, CSSO2G1, MATS
MI	J H Campbell	1710	1	########	19	1	256	995.6	Measured	0.376	Calculated	278.1	Measured	0.105	Calculated	405.6	Measured	0.153	Measured	2651.3	Measured	Coal	Tangentially-fired	Dry Sorbent Injection	Low NOx Burner Technology w/ Closed-coupled/Separated OFA	Baghouse	Halogenated PAC Sorbent Injection	ARP, CSNOX, CSOSG2E, CSSO2G1, MATS
MI	J H Campbell	1710	1	########	20	1	255	884.7	Measured	0.334	Calculated	277.9	Measured	0.105	Calculated	416	Measured	0.157	Measured	2649.4	Measured	Coal	Tangentially-fired	Dry Sorbent Injection	Low NOx Burner Technology w/ Closed-coupled/Separated OFA	Baghouse	Halogenated PAC Sorbent Injection	ARP, CSNOX, CSOSG2E, CSSO2G1, MATS
MI	J H Campbell	1710	1	########	21	1	255	803.3	Measured	0.304	Calculated	276.8	Measured	0.105	Calculated	409	Measured	0.155	Measured	2639	Measured	Coal	Tangentially-fired	Dry Sorbent Injection	Low NOx Burner Technology w/ Closed-coupled/Separated OFA	Baghouse	Halogenated PAC Sorbent Injection	ARP, CSNOX, CSOSG2E, CSSO2G1, MATS
MI	J H Campbell	1710	1	########	22	1	256	812	Measured	0.305	Calculated	279.3	Measured	0.105	Calculated	407.4	Measured	0.153	Measured	2662.8	Measured	Coal	Tangentially-fired	Dry Sorbent Injection	Low NOx Burner Technology w/ Closed-coupled/Separated OFA	Baghouse	Halogenated PAC Sorbent Injection	ARP, CSNOX, CSOSG2E, CSSO2G1, MATS
MI	J H Campbell	1710	1	########	23	1	256	947.4	Measured	0.358	Calculated	277.7	Measured	0.105	Calculated	407.8	Measured	0.154	Measured	2647.9	Measured	Coal	Tangentially-fired	Dry Sorbent Injection	Low NOx Burner Technology w/ Closed-coupled/Separated OFA	Baghouse	Halogenated PAC Sorbent Injection	ARP, CSNOX, CSOSG2E, CSSO2G1, MATS
MI	J H Campbell	1710	1	########	0	1	256	1040.3	Measured	0.393	Calculated	277.5	Measured	0.105	Calculated	407.4	Measured	0.154	Measured	2645.6	Measured	Coal	Tangentially-fired	Dry Sorbent Injection	Low NOx Burner Technology w/ Closed-coupled/Separated OFA	Baghouse	Halogenated PAC Sorbent Injection	ARP, CSNOX, CSOSG2E, CSSO2G1, MATS
MI	J H Campbell	1710	1	########	1	1	256	1056.5	Measured	0.397	Calculated	279.2	Measured	0.105	Calculated	410	Measured	0.154	Measured	2662.4	Measured	Coal	Tangentially-fired	Dry Sorbent Injection	Low NOx Burner Technology w/ Closed-coupled/Separated OFA	Baghouse	Halogenated PAC Sorbent Injection	ARP, CSNOX, CSOSG2E, CSSO2G1, MATS
MI	J H Campbell	1710	1	########	2	1	255	918.9	Measured	0.347	Calculated	277.9	Measured	0.105	Calculated	413.4	Measured	0.156	Measured	2649.8	Measured	Coal	Tangentially-fired	Dry Sorbent Injection	Low NOx Burner Technology w/ Closed-coupled/Separated OFA	Baghouse	Halogenated PAC Sorbent Injection	ARP, CSNOX, CSOSG2E, CSSO2G1, MATS
MI	J H Campbell	1710	1	########	3	1	256	848.9	Measured	0.321	Calculated	277	Measured	0.105	Calculated	401.5	Measured	0.152	Measured	2641.5	Measured	Coal	Tangentially-fired	Dry Sorbent Injection	Low NOx Burner Technology w/ Closed-coupled/Separated OFA	Baghouse	Halogenated PAC Sorbent Injection	ARP, CSNOX, CSOSG2E, CSSO2G1, MATS
MI	J H Campbell	1710	1	########	4	1	256	871.4	Measured	0.331	Calculated	275.8	Measured	0.105	Calculated	397.1	Measured	0.151	Measured	2630.1	Measured	Coal	Tangentially-fired	Dry Sorbent Injection	Low NOx Burner Technology w/ Closed-coupled/Separated OFA	Baghouse	Halogenated PAC Sorbent Injection	ARP, CSNOX, CSOSG2E, CSSO2G1, MATS
MI	J H Campbell	1710	1	########	5	1	255	866.1	Measured	0.329	Calculated	275.8	Measured	0.105	Calculated	405	Measured	0.154	Measured	2630	Measured	Coal	Tangentially-fired	Dry Sorbent Injection	Low NOx Burner Technology w/ Closed-coupled/Separated OFA	Baghouse	Halogenated PAC Sorbent Injection	ARP, CSNOX, CSOSG2E, CSSO2G1, MATS
MI	J H Campbell	1710	1	########	6	1	255	856.7	Measured	0.325	Calculated	276.7	Measured	0.105	Calculated	406.3	Measured	0.154	Measured	2638.4	Measured	Coal	Tangentially-fired	Dry Sorbent Injection	Low NOx Burner Technology w/ Closed-coupled/Separated OFA	Baghouse	Halogenated PAC Sorbent Injection	ARP, CSNOX, CSOSG2E, CSSO2G1, MATS
MI	J H Campbell	1710	1	########	7	1	255	851.7	Measured	0.322	Calculated	277.1	Measured	0.105	Calculated	401.6	Measured	0.152	Measured	2641.8	Measured	Coal	Tangentially-fired	Dry Sorbent Injection	Low NOx Burner Technology w/ Closed-coupled/Separated OFA	Baghouse	Halogenated PAC Sorbent Injection	ARP, CSNOX, CSOSG2E, CSSO2G1, MATS
MI	J H Campbell	1710	1	########	8	1	256	870.7	Measured	0.328	Calculated	278.2	Measured	0.105	Calculated	400.5	Measured	0.151	Measured	2652.4	Measured	Coal	Tangentially-fired	Dry Sorbent Injection	Low NOx Burner Technology w/ Closed-coupled/Separated OFA	Baghouse	Halogenated PAC Sorbent Injection	ARP, CSNOX, CSOSG2E, CSSO2G1, MATS
MI	J H Campbell	1710	1	########	9	1	256	875.1	Measured	0.329	Calculated	278.7	Measured	0.105	Calculated	393.2	Measured	0.148	Measured	2656.9	Measured	Coal	Tangentially-fired	Dry Sorbent Injection	Low NOx Burner Technology w/ Closed-coupled/Separated OFA	Baghouse	Halogenated PAC Sorbent Injection	ARP, CSNOX, CSOSG2E, CSSO2G1, MATS
MI	J H Campbell	1710	1	########	10	1	255	842.9	Measured	0.318	Calculated	278.3	Measured	0.105	Calculated	392.7	Measured	0.148	Measured	2653.5	Measured	Coal	Tangentially-fired	Dry Sorbent Injection	Low NOx Burner Technology w/ Closed-coupled/Separated OFA	Baghouse	Halogenated PAC Sorbent Injection	ARP, CSNOX, CSOSG2E, CSSO2G1, MATS
MI	J H Campbell	1710	1	########	11	1	255	793.5	Measured	0.3	Calculated	277.8	Measured	0.105	Calculated	397.4	Measured	0.15	Measured	2649	Measured	Coal	Tangentially-fired	Dry Sorbent Injection	Low NOx Burner Technology w/ Closed-coupled/Separated OFA	Baghouse	Halogenated PAC Sorbent Injection	ARP, CSNOX, CSOSG2E, CSSO2G1, MATS
MI	J H Campbell	1710	1	########	12	1	255	762.9	Measured	0.286	Calculated	279.4	Measured	0.105	Calculated	391.7	Measured	0.147	Measured	2664.3	Measured	Coal	Tangentially-fired	Dry Sorbent Injection	Low NOx Burner Technology w/ Closed-coupled/Separated OFA	Baghouse	Halogenated PAC Sorbent Injection	ARP, CSNOX, CSOSG2E, CSSO2G1, MATS
MI	J H Campbell	1710	1	########	13	1	256	778.9	Measured	0.291	Calculated	281	Measured	0.105	Calculated	396.6	Measured	0.148	Measured	2679.6	Measured	Coal	Tangentially-fired	Dry Sorbent Injection	Low NOx Burner Technology w/ Closed-coupled/Separated OFA	Baghouse	Halogenated PAC Sorbent Injection	ARP, CSNOX, CSOSG2E, CSSO2G1, MATS
MI	J H Campbell	1710	1	########	14	1	255	779.6	Measured	0.293	Calculated	279.2	Measured	0.105	Calculated	404.6	Measured	0.152	Measured	2661.8	Measured	Coal	Tangentially-fired	Dry Sorbent Injection	Low NOx Burner Technology w/ Closed-coupled/Separated OFA	Baghouse	Halogenated PAC Sorbent Injection	ARP, CSNOX, CSOSG2E, CSSO2G1, MATS
MI	J H Campbell	1710	1	########	15	1	255	801.8	Measured	0.3	Calculated	280.7	Measured	0.105	Calculated	404.2	Measured	0.151	Measured	2676.8	Measured	Coal	Tangentially-fired	Dry Sorbent Injection	Low NOx Burner Technology w/ Closed-coupled/Separated OFA	Baghouse	Halogenated PAC Sorbent Injection	ARP, CSNOX, CSOSG2E, CSSO2G1, MATS
MI	J H Campbell	1710	1	########	16	1	255	795.6	Measured	0.297	Calculated	281	Measured	0.105	Calculated	407.2	Measured	0.152	Measured	2679	Measured	Coal	Tangentially-fired	Dry Sorbent Injection	Low NOx Burner Technology w/ Closed-coupled/Separated OFA	Baghouse	Halogenated PAC Sorbent Injection	ARP, CSNOX, CSOSG2E, CSSO2G1, MATS
MI	J H Campbell	1710	1	########	17	1	255	795	Measured	0.296	Calculated	281.7	Measured	0.105	Calculated	403	Measured	0.15	Measured	2686.4	Measured	Coal	Tangentially-fired	Dry Sorbent Injection	Low NOx Burner Technology w/ Closed-coupled/Separated OFA	Baghouse	Halogenated PAC Sorbent Injection	ARP, CSNOX, CSOSG2E, CSSO2G1, MATS
MI	J H Campbell	1710	1	########	18	1	256	776.5	Measured	0.288	Calculated	282.4	Measured	0.105	Calculated	395.8	Measured	0.147	Measured	2692.7	Measured	Coal	Tangentially-fired	Dry Sorbent Injection	Low NOx Burner Technology w/ Closed-coupled/Separated OFA	Baghouse	Halogenated PAC Sorbent Injection	ARP, CSNOX, CSOSG2E, CSSO2G1, MATS
MI	J H Campbell	1710	1	########	19	1	255	1152.2	Measured	0.431	Calculated	280.2	Measured	0.105	Calculated	411.5	Measured	0.154	Measured	2672	Measured	Coal	Tangentially-fired	Dry Sorbent Injection	Low NOx Burner Technology w/ Closed-coupled/Separated OFA	Baghouse	Halogenated PAC Sorbent Injection	ARP, CSNOX, CSOSG2E, CSSO2G1, MATS
MI	J H Campbell	1710	1	########	20	1	255	1042.2	Measured	0.39	Calculated	280.5	Measured	0.105	Calculated	417.3	Measured	0.156	Measured	2674.8	Measured	Coal	Tangentially-fired	Dry Sorbent Injection	Low NOx Burner Technology w/ Closed-coupled/Separated OFA	Baghouse	Halogenated PAC Sorbent Injection	ARP, CSNOX, CSOSG2E, CSSO2G1, MATS
MI	J H Campbell	1710	1	########	21	1	255	861.6	Measured	0.32	Calculated	282.4	Measured	0.105	Calculated	409.3	Measured	0.152	Measured	2692.9	Measured	Coal	Tangentially-fired	Dry Sorbent Injection	Low NOx Burner Technology w/ Closed-coupled/Separated OFA	Baghouse	Halogenated PAC Sorbent Injection	ARP, CSNOX, CSOSG2E, CSSO2G1, MATS
MI	J H Campbell	1710	1	########	22	1	252	787.1	Measured	0.297	Calculated	278.3	Measured	0.105	Calculated	390.1	Measured	0.147	Measured	2653.6	Measured	Coal	Tangentially-fired	Dry Sorbent Injection	Low NOx Burner Technology w/ Closed-coupled/Separated OFA	Baghouse	Halogenated PAC Sorbent Injection	ARP, CSNOX, CSOSG2E, CSSO2G1, MATS
MI	J H Campbell	1710	1	########	23	1	235	614.2	Measured	0.25	Calculated	258	Measured	0.105	Calculated	332.1	Measured	0.135	Measured	2459.9	Measured	Coal	Tangentially-fired	Dry Sorbent Injection	Low NOx Burner Technology w/ Closed-coupled/Separated OFA	Baghouse	Halogenated PAC Sorbent Injection	ARP, CSNOX, CSOSG2E, CSSO2G1, MATS
MI	J H Campbell	1710	1	########	0	1	235	631.4	Measured	0.259	Calculated	256	Measured	0.105	Calculated	329.5	Measured	0.135	Measured	2440.5	Measured	Coal	Tangentially-fired	Dry Sorbent Injection	Low NOx Burner Technology w/ Closed-coupled/Separated OFA	Baghouse	Halogenated PAC Sorbent Injection	ARP, CSNOX, CSOSG2E, CSSO2G1, MATS
MI	J H Campbell	1710	1	########	1	1	234	650.6	Measured	0.267	Calculated	255.8	Measured	0.105	Calculated	324.4	Measured	0.133	Measured	2439.1	Measured	Coal	Tangentially-fired	Dry Sorbent Injection	Low NOx Burner Technology w/ Closed-coupled/Separated OFA	Baghouse	Halogenated PAC Sorbent Injection	ARP, CSNOX, CSOSG2E, CSSO2G1, MATS
MI	J H Campbell	1710	1	########	2	1	234	657	Measured	0.268	Calculated	257.1	Measured	0.105	Calculated	330.9	Measured	0.135	Measured	2451.2	Measured	Coal	Tangentially-fired	Dry Sorbent Injection	Low NOx Burner Technology w/ Closed-coupled/Separated OFA	Baghouse	Halogenated PAC Sorbent Injection	ARP, CSNOX, CSOSG2E, CSSO2G1, MATS
MI	J H Campbell	1710	1	########	3	1	233	584.5	Measured	0.241	Calculated	254.6	Measured	0.105	Calculated	330.2	Measured	0.136	Measured	2427.7	Measured	Coal	Tangentially-fired	Dry Sorbent Injection	Low NOx Burner Technology w/ Closed-coupled/Separated OFA	Baghouse	Halogenated PAC Sorbent Injection	ARP, CSNOX, CSOSG2E, CSSO2G1, MATS
MI	J H Campbell	1710	1	########	4	1	236	572.6	Measured	0.235	Calculated	255.1	Measured	0.105	Calculated	323.5	Measured	0.133	Measured	2432.7	Measured	Coal	Tangentially-fired	Dry Sorbent Injection	Low NOx Burner Technology w/ Closed-coupled/Separated OFA	Baghouse	Halogenated PAC Sorbent Injection	ARP, CSNOX, CSOSG2E, CSSO2G1, MATS
MI	J H Campbell	1710	1	########	5	1	236	623.5	Measured	0.254	Calculated	257.9	Measured	0.105	Calculated	332	Measured	0.135	Measured	2459.3	Measured	Coal	Tangentially-fired	Dry Sorbent Injection	Low NOx Burner Technology w/ Closed-coupled/Separated OFA	Baghouse	Halogenated PAC Sorbent Injection	ARP, CSNOX, CSOSG2E, CSSO2G1, MATS
MI	J H Campbell	1710	1	########	6	1	236	649.6	Measured	0.262	Calculated	259.6	Measured	0.105	Calculated	336.7	Measured	0.136	Measured	2475.5	Measured	Coal	Tangentially-fired	Dry Sorbent Injection	Low NOx Burner Technology w/ Closed-coupled/Separated OFA	Baghouse	Halogenated PAC Sorbent Injection	ARP, CSNOX, CSOSG2E, CSSO2G1, MATS
MI	J H Campbell	1710	1	########	7	1	242	704.8	Measured	0.277	Calculated	266.4	Measured	0.105	Calculated	355.7	Measured	0.14	Measured	2540.4	Measured	Coal	Tangentially-fired	Dry Sorbent Injection	Low NOx Burner Technology w/ Closed-coupled/Separated OFA	Baghouse	Halogenated PAC Sorbent Injection	ARP, CSNOX, CSOSG2E, CSSO2G1, MATS
MI	J H Campbell	1710	1	########	8	1	257	779.7	Measured	0.286	Calculated	286.4	Measured	0.105	Calculated	423.2	Measured	0.155	Measured	2730.3	Measured	Coal	Tangentially-fired	Dry Sorbent Injection	Low NOx Burner Technology w/ Closed-coupled/Separated OFA	Baghouse	Halogenated PAC Sorbent Injection	ARP, CSNOX, CSOSG2E, CSSO2G1, MATS
MI	J H Campbell	1710	1	########	9	1	257	755.5	Measured	0.278	Calculated	285.1	Measured	0.105	Calculated	421.3	Measured	0.155	Measured	2718.3	Measured	Coal	Tangentially-fired	Dry Sorbent Injection	Low NOx Burner Technology w/ Closed-coupled/Separated OFA	Baghouse	Halogenated PAC Sorbent Injection	ARP, CSNOX, CSOSG2E, CSSO2G1, MATS
MI	J H Campbell	1710	1	########	10	1	258	771.6	Measured	0.284	Calculated	285.1	Measured	0.105	Calculated	424.1	Measured	0.156	Measured	2718.7	Measured	Coal	Tangentially-fired	Dry Sorbent Injection	Low NOx Burner Technology w/ Closed-coupled/Separated OFA	Baghouse	Halogenated PAC Sorbent Injection	ARP, CSNOX, CSOSG2E, CSSO2G1, MATS
MI	J H Campbell	1710	1	########	11	1	258	783.4	Measured	0.287	Calculated	285.9	Measured	0.105	Calculated	419.8	Measured	0.154	Measured	2726	Measured	Coal	Tangentially-fired	Dry Sorbent Injection	Low NOx Burner Technology w/ Closed-coupled/Separated OFA	Baghouse	Halogenated PAC Sorbent Injection	ARP, CSNOX, CSOSG2E, CSSO2G1, MATS
MI	J H Campbell	1710	1	########	12	1	257	753.1	Measured	0.275	Calculated	286.8	Measured	0.105	Calculated	429.3	Measured	0.157	Measured	2734.6	Measured	Coal	Tangentially-fired	Dry Sorbent Injection	Low NOx Burner Technology w/ Closed-coupled/Separated OFA	Baghouse	Halogenated PAC Sorbent Injection	ARP, CSNOX, CSOSG2E, CSSO2G1, MATS
MI	J H Campbell	1710	1	########	13	1	258	702.9	Measured	0.255	Calculated	288.8	Measured	0.105	Calculated	432.3	Measured	0.157	Measured	2753.2	Measured	Coal	Tangentially-fired	Dry Sorbent Injection	Low NOx Burner Technology w/ Closed-coupled/Separated OFA	Baghouse	Halogenated PAC Sorbent Injection	ARP, CSNOX, CSOSG2E, CSSO2G1, MATS
MI	J H Campbell	1710	1	########	14	0.85	252	581.655	Measured	0.248	Calculated	245.565	Measured	0.105	Calculated	362.865	Measured	0.155	Measured	2341.325	Measured	Coal	Tangentially-fired	Dry Sorbent Injection	Low NOx Burner Technology w/ Closed-coupled/Separated OFA	Baghouse	Halogenated PAC Sorbent Injection	ARP, CSNOX, CSOSG2E, CSSO2G1, MATS
MI	J H Campbell	1710	1	########	15	0																Coal	Tangentially-fired	Dry Sorbent Injection	Low NOx Burner Technology w/ Closed-coupled/Separated OFA	Baghouse	Halogenated PAC Sorbent Injection	ARP, CSNOX, CSOSG2E, CSSO2G1, MATS
MI	J H Campbell	1710	1	########	16	0																Coal	Tangentially-fired	Dry Sorbent Injection	Low NOx Burner Technology w/ Closed-coupled/Separated OFA	Baghouse	Halogenated PAC Sorbent Injection	ARP, CSNOX, CSOSG2E, CSSO2G1, MATS
MI	J H Campbell	1710	1	########	17	0																Coal	Tangentially-fired	Dry Sorbent Injection	Low NOx Burner Technology w/ Closed-coupled/Separated OFA	Baghouse	Halogenated PAC Sorbent Injection	ARP, CSNOX, CSOSG2E, CSSO2G1, MATS
MI	J H Campbell	1710	1	########	18	0																Coal	Tangentially-fired	Dry Sorbent Injection	Low NOx Bur

MI	J H Campbell	1710	1	########	15	0	Coal	Tangentially-fired	Dry Sorbent Injection	Low NOx Burner Technology w/ Closed-coupled/Separated OFA	Baghouse	Halogenated PAC Sorbent Injection	ARP, CSNOX, CSOSG2E, CSSO2G1, MATS
MI	J H Campbell	1710	1	########	16	0	Coal	Tangentially-fired	Dry Sorbent Injection	Low NOx Burner Technology w/ Closed-coupled/Separated OFA	Baghouse	Halogenated PAC Sorbent Injection	ARP, CSNOX, CSOSG2E, CSSO2G1, MATS
MI	J H Campbell	1710	1	########	17	0	Coal	Tangentially-fired	Dry Sorbent Injection	Low NOx Burner Technology w/ Closed-coupled/Separated OFA	Baghouse	Halogenated PAC Sorbent Injection	ARP, CSNOX, CSOSG2E, CSSO2G1, MATS
MI	J H Campbell	1710	1	########	18	0	Coal	Tangentially-fired	Dry Sorbent Injection	Low NOx Burner Technology w/ Closed-coupled/Separated OFA	Baghouse	Halogenated PAC Sorbent Injection	ARP, CSNOX, CSOSG2E, CSSO2G1, MATS
MI	J H Campbell	1710	1	########	19	0	Coal	Tangentially-fired	Dry Sorbent Injection	Low NOx Burner Technology w/ Closed-coupled/Separated OFA	Baghouse	Halogenated PAC Sorbent Injection	ARP, CSNOX, CSOSG2E, CSSO2G1, MATS
MI	J H Campbell	1710	1	########	20	0	Coal	Tangentially-fired	Dry Sorbent Injection	Low NOx Burner Technology w/ Closed-coupled/Separated OFA	Baghouse	Halogenated PAC Sorbent Injection	ARP, CSNOX, CSOSG2E, CSSO2G1, MATS
MI	J H Campbell	1710	1	########	21	0	Coal	Tangentially-fired	Dry Sorbent Injection	Low NOx Burner Technology w/ Closed-coupled/Separated OFA	Baghouse	Halogenated PAC Sorbent Injection	ARP, CSNOX, CSOSG2E, CSSO2G1, MATS
MI	J H Campbell	1710	1	########	22	0	Coal	Tangentially-fired	Dry Sorbent Injection	Low NOx Burner Technology w/ Closed-coupled/Separated OFA	Baghouse	Halogenated PAC Sorbent Injection	ARP, CSNOX, CSOSG2E, CSSO2G1, MATS
MI	J H Campbell	1710	1	########	23	0	Coal	Tangentially-fired	Dry Sorbent Injection	Low NOx Burner Technology w/ Closed-coupled/Separated OFA	Baghouse	Halogenated PAC Sorbent Injection	ARP, CSNOX, CSOSG2E, CSSO2G1, MATS
MI	J H Campbell	1710	1	########	0	0	Coal	Tangentially-fired	Dry Sorbent Injection	Low NOx Burner Technology w/ Closed-coupled/Separated OFA	Baghouse	Halogenated PAC Sorbent Injection	ARP, CSNOX, CSOSG2E, CSSO2G1, MATS
MI	J H Campbell	1710	1	########	1	0	Coal	Tangentially-fired	Dry Sorbent Injection	Low NOx Burner Technology w/ Closed-coupled/Separated OFA	Baghouse	Halogenated PAC Sorbent Injection	ARP, CSNOX, CSOSG2E, CSSO2G1, MATS
MI	J H Campbell	1710	1	########	2	0	Coal	Tangentially-fired	Dry Sorbent Injection	Low NOx Burner Technology w/ Closed-coupled/Separated OFA	Baghouse	Halogenated PAC Sorbent Injection	ARP, CSNOX, CSOSG2E, CSSO2G1, MATS
MI	J H Campbell	1710	1	########	3	0	Coal	Tangentially-fired	Dry Sorbent Injection	Low NOx Burner Technology w/ Closed-coupled/Separated OFA	Baghouse	Halogenated PAC Sorbent Injection	ARP, CSNOX, CSOSG2E, CSSO2G1, MATS
MI	J H Campbell	1710	1	########	4	0	Coal	Tangentially-fired	Dry Sorbent Injection	Low NOx Burner Technology w/ Closed-coupled/Separated OFA	Baghouse	Halogenated PAC Sorbent Injection	ARP, CSNOX, CSOSG2E, CSSO2G1, MATS
MI	J H Campbell	1710	1	########	5	0	Coal	Tangentially-fired	Dry Sorbent Injection	Low NOx Burner Technology w/ Closed-coupled/Separated OFA	Baghouse	Halogenated PAC Sorbent Injection	ARP, CSNOX, CSOSG2E, CSSO2G1, MATS
MI	J H Campbell	1710	1	########	6	0	Coal	Tangentially-fired	Dry Sorbent Injection	Low NOx Burner Technology w/ Closed-coupled/Separated OFA	Baghouse	Halogenated PAC Sorbent Injection	ARP, CSNOX, CSOSG2E, CSSO2G1, MATS
MI	J H Campbell	1710	1	########	7	0	Coal	Tangentially-fired	Dry Sorbent Injection	Low NOx Burner Technology w/ Closed-coupled/Separated OFA	Baghouse	Halogenated PAC Sorbent Injection	ARP, CSNOX, CSOSG2E, CSSO2G1, MATS
MI	J H Campbell	1710	1	########	8	0	Coal	Tangentially-fired	Dry Sorbent Injection	Low NOx Burner Technology w/ Closed-coupled/Separated OFA	Baghouse	Halogenated PAC Sorbent Injection	ARP, CSNOX, CSOSG2E, CSSO2G1, MATS
MI	J H Campbell	1710	1	########	9	0	Coal	Tangentially-fired	Dry Sorbent Injection	Low NOx Burner Technology w/ Closed-coupled/Separated OFA	Baghouse	Halogenated PAC Sorbent Injection	ARP, CSNOX, CSOSG2E, CSSO2G1, MATS
MI	J H Campbell	1710	1	########	10	0	Coal	Tangentially-fired	Dry Sorbent Injection	Low NOx Burner Technology w/ Closed-coupled/Separated OFA	Baghouse	Halogenated PAC Sorbent Injection	ARP, CSNOX, CSOSG2E, CSSO2G1, MATS
MI	J H Campbell	1710	1	########	11	0	Coal	Tangentially-fired	Dry Sorbent Injection	Low NOx Burner Technology w/ Closed-coupled/Separated OFA	Baghouse	Halogenated PAC Sorbent Injection	ARP, CSNOX, CSOSG2E, CSSO2G1, MATS
MI	J H Campbell	1710	1	########	12	0	Coal	Tangentially-fired	Dry Sorbent Injection	Low NOx Burner Technology w/ Closed-coupled/Separated OFA	Baghouse	Halogenated PAC Sorbent Injection	ARP, CSNOX, CSOSG2E, CSSO2G1, MATS
MI	J H Campbell	1710	1	########	13	0	Coal	Tangentially-fired	Dry Sorbent Injection	Low NOx Burner Technology w/ Closed-coupled/Separated OFA	Baghouse	Halogenated PAC Sorbent Injection	ARP, CSNOX, CSOSG2E, CSSO2G1, MATS
MI	J H Campbell	1710	1	########	14	0	Coal	Tangentially-fired	Dry Sorbent Injection	Low NOx Burner Technology w/ Closed-coupled/Separated OFA	Baghouse	Halogenated PAC Sorbent Injection	ARP, CSNOX, CSOSG2E, CSSO2G1, MATS
MI	J H Campbell	1710	1	########	15	0	Coal	Tangentially-fired	Dry Sorbent Injection	Low NOx Burner Technology w/ Closed-coupled/Separated OFA	Baghouse	Halogenated PAC Sorbent Injection	ARP, CSNOX, CSOSG2E, CSSO2G1, MATS
MI	J H Campbell	1710	1	########	16	0	Coal	Tangentially-fired	Dry Sorbent Injection	Low NOx Burner Technology w/ Closed-coupled/Separated OFA	Baghouse	Halogenated PAC Sorbent Injection	ARP, CSNOX, CSOSG2E, CSSO2G1, MATS
MI	J H Campbell	1710	1	########	17	0	Coal	Tangentially-fired	Dry Sorbent Injection	Low NOx Burner Technology w/ Closed-coupled/Separated OFA	Baghouse	Halogenated PAC Sorbent Injection	ARP, CSNOX, CSOSG2E, CSSO2G1, MATS
MI	J H Campbell	1710	1	########	18	0	Coal	Tangentially-fired	Dry Sorbent Injection	Low NOx Burner Technology w/ Closed-coupled/Separated OFA	Baghouse	Halogenated PAC Sorbent Injection	ARP, CSNOX, CSOSG2E, CSSO2G1, MATS
MI	J H Campbell	1710	1	########	19	0	Coal	Tangentially-fired	Dry Sorbent Injection	Low NOx Burner Technology w/ Closed-coupled/Separated OFA	Baghouse	Halogenated PAC Sorbent Injection	ARP, CSNOX, CSOSG2E, CSSO2G1, MATS
MI	J H Campbell	1710	1	########	20	0	Coal	Tangentially-fired	Dry Sorbent Injection	Low NOx Burner Technology w/ Closed-coupled/Separated OFA	Baghouse	Halogenated PAC Sorbent Injection	ARP, CSNOX, CSOSG2E, CSSO2G1, MATS
MI	J H Campbell	1710	1	########	21	0	Coal	Tangentially-fired	Dry Sorbent Injection	Low NOx Burner Technology w/ Closed-coupled/Separated OFA	Baghouse	Halogenated PAC Sorbent Injection	ARP, CSNOX, CSOSG2E, CSSO2G1, MATS
MI	J H Campbell	1710	1	########	22	0	Coal	Tangentially-fired	Dry Sorbent Injection	Low NOx Burner Technology w/ Closed-coupled/Separated OFA	Baghouse	Halogenated PAC Sorbent Injection	ARP, CSNOX, CSOSG2E, CSSO2G1, MATS
MI	J H Campbell	1710	1	########	23	0	Coal	Tangentially-fired	Dry Sorbent Injection	Low NOx Burner Technology w/ Closed-coupled/Separated OFA	Baghouse	Halogenated PAC Sorbent Injection	ARP, CSNOX, CSOSG2E, CSSO2G1, MATS
MI	J H Campbell	1710	1	########	0	0	Coal	Tangentially-fired	Dry Sorbent Injection	Low NOx Burner Technology w/ Closed-coupled/Separated OFA	Baghouse	Halogenated PAC Sorbent Injection	ARP, CSNOX, CSOSG2E, CSSO2G1, MATS
MI	J H Campbell	1710	1	########	1	0	Coal	Tangentially-fired	Dry Sorbent Injection	Low NOx Burner Technology w/ Closed-coupled/Separated OFA	Baghouse	Halogenated PAC Sorbent Injection	ARP, CSNOX, CSOSG2E, CSSO2G1, MATS
MI	J H Campbell	1710	1	########	2	0	Coal	Tangentially-fired	Dry Sorbent Injection	Low NOx Burner Technology w/ Closed-coupled/Separated OFA	Baghouse	Halogenated PAC Sorbent Injection	ARP, CSNOX, CSOSG2E, CSSO2G1, MATS
MI	J H Campbell	1710	1	########	3	0	Coal	Tangentially-fired	Dry Sorbent Injection	Low NOx Burner Technology w/ Closed-coupled/Separated OFA	Baghouse	Halogenated PAC Sorbent Injection	ARP, CSNOX, CSOSG2E, CSSO2G1, MATS
MI	J H Campbell	1710	1	########	4	0	Coal	Tangentially-fired	Dry Sorbent Injection	Low NOx Burner Technology w/ Closed-coupled/Separated OFA	Baghouse	Halogenated PAC Sorbent Injection	ARP, CSNOX, CSOSG2E, CSSO2G1, MATS
MI	J H Campbell	1710	1	########	5	0	Coal	Tangentially-fired	Dry Sorbent Injection	Low NOx Burner Technology w/ Closed-coupled/Separated OFA	Baghouse	Halogenated PAC Sorbent Injection	ARP, CSNOX, CSOSG2E, CSSO2G1, MATS
MI	J H Campbell	1710	1	########	6	0	Coal	Tangentially-fired	Dry Sorbent Injection	Low NOx Burner Technology w/ Closed-coupled/Separated OFA	Baghouse	Halogenated PAC Sorbent Injection	ARP, CSNOX, CSOSG2E, CSSO2G1, MATS
MI	J H Campbell	1710	1	########	7	0	Coal	Tangentially-fired	Dry Sorbent Injection	Low NOx Burner Technology w/ Closed-coupled/Separated OFA	Baghouse	Halogenated PAC Sorbent Injection	ARP, CSNOX, CSOSG2E, CSSO2G1, MATS
MI	J H Campbell	1710	1	########	8	0	Coal	Tangentially-fired	Dry Sorbent Injection	Low NOx Burner Technology w/ Closed-coupled/Separated OFA	Baghouse	Halogenated PAC Sorbent Injection	ARP, CSNOX, CSOSG2E, CSSO2G1, MATS
MI	J H Campbell	1710	1	########	9	0	Coal	Tangentially-fired	Dry Sorbent Injection	Low NOx Burner Technology w/ Closed-coupled/Separated OFA	Baghouse	Halogenated PAC Sorbent Injection	ARP, CSNOX, CSOSG2E, CSSO2G1, MATS
MI	J H Campbell	1710	1	########	10	0	Coal	Tangentially-fired	Dry Sorbent Injection	Low NOx Burner Technology w/ Closed-coupled/Separated OFA	Baghouse	Halogenated PAC Sorbent Injection	ARP, CSNOX, CSOSG2E, CSSO2G1, MATS
MI	J H Campbell	1710	1	########	11	0	Coal	Tangentially-fired	Dry Sorbent Injection	Low NOx Burner Technology w/ Closed-coupled/Separated OFA	Baghouse	Halogenated PAC Sorbent Injection	ARP, CSNOX, CSOSG2E, CSSO2G1, MATS
MI	J H Campbell	1710	1	########	12	0	Coal	Tangentially-fired	Dry Sorbent Injection	Low NOx Burner Technology w/ Closed-coupled/Separated OFA	Baghouse	Halogenated PAC Sorbent Injection	ARP, CSNOX, CSOSG2E, CSSO2G1, MATS
MI	J H Campbell	1710	1	########	13	0	Coal	Tangentially-fired	Dry Sorbent Injection	Low NOx Burner Technology w/ Closed-coupled/Separated OFA	Baghouse	Halogenated PAC Sorbent Injection	ARP, CSNOX, CSOSG2E, CSSO2G1, MATS
MI	J H Campbell	1710	1	########	14	0	Coal	Tangentially-fired	Dry Sorbent Injection	Low NOx Burner Technology w/ Closed-coupled/Separated OFA	Baghouse	Halogenated PAC Sorbent Injection	ARP, CSNOX, CSOSG2E, CSSO2G1, MATS
MI	J H Campbell	1710	1	########	15	0	Coal	Tangentially-fired	Dry Sorbent Injection	Low NOx Burner Technology w/ Closed-coupled/Separated OFA	Baghouse	Halogenated PAC Sorbent Injection	ARP, CSNOX, CSOSG2E, CSSO2G1, MATS
MI	J H Campbell	1710	1	########	16	0	Coal	Tangentially-fired	Dry Sorbent Injection	Low NOx Burner Technology w/ Closed-coupled/Separated OFA	Baghouse	Halogenated PAC Sorbent Injection	ARP, CSNOX, CSOSG2E, CSSO2G1, MATS
MI	J H Campbell	1710	1	########	17	0	Coal	Tangentially-fired	Dry Sorbent Injection	Low NOx Burner Technology w/ Closed-coupled/Separated OFA	Baghouse	Halogenated PAC Sorbent Injection	ARP, CSNOX, CSOSG2E, CSSO2G1, MATS
MI	J H Campbell	1710	1	########	18	0	Coal	Tangentially-fired	Dry Sorbent Injection	Low NOx Burner Technology w/ Closed-coupled/Separated OFA	Baghouse	Halogenated PAC Sorbent Injection	ARP, CSNOX, CSOSG2E, CSSO2G1, MATS
MI	J H Campbell	1710	1	########	19	0	Coal	Tangentially-fired	Dry Sorbent Injection	Low NOx Burner Technology w/ Closed-coupled/Separated OFA	Baghouse	Halogenated PAC Sorbent Injection	ARP, CSNOX, CSOSG2E, CSSO2G1, MATS
MI	J H Campbell	1710	1	########	20	0	Coal	Tangentially-fired	Dry Sorbent Injection	Low NOx Burner Technology w/ Closed-coupled/Separated OFA	Baghouse	Halogenated PAC Sorbent Injection	ARP, CSNOX, CSOSG2E, CSSO2G1, MATS
MI	J H Campbell	1710	1	########	21	0	Coal	Tangentially-fired	Dry Sorbent Injection	Low NOx Burner Technology w/ Closed-coupled/Separated OFA	Baghouse	Halogenated PAC Sorbent Injection	ARP, CSNOX, CSOSG2E, CSSO2G1, MATS
MI	J H Campbell	1710	1	########	22	0	Coal	Tangentially-fired	Dry Sorbent Injection	Low NOx Burner Technology w/ Closed-coupled/Separated OFA	Baghouse	Halogenated PAC Sorbent Injection	ARP, CSNOX, CSOSG2E, CSSO2G1, MATS
MI	J H Campbell	1710	1	########	23	0	Coal	Tangentially-fired	Dry Sorbent Injection	Low NOx Burner Technology w/ Closed-coupled/Separated OFA	Baghouse	Halogenated PAC Sorbent Injection	ARP, CSNOX, CSOSG2E, CSSO2G1, MATS
MI	J H Campbell	1710	1	########	0	0	Coal	Tangentially-fired	Dry Sorbent Injection	Low NOx Burner Technology w/ Closed-coupled/Separated OFA	Baghouse	Halogenated PAC Sorbent Injection	ARP, CSNOX, CSOSG2E, CSSO2G1, MATS
MI	J H Campbell	1710	1	########	1	0	Coal	Tangentially-fired	Dry Sorbent Injection	Low NOx Burner Technology w/ Closed-coupled/Separated OFA	Baghouse	Halogenated PAC Sorbent Injection	ARP, CSNOX, CSOSG2E, CSSO2G1, MATS
MI	J H Campbell	1710	1	########	2	0	Coal	Tangentially-fired	Dry Sorbent Injection	Low NOx Burner Technology w/ Closed-coupled/Separated OFA	Baghouse	Halogenated PAC Sorbent Injection	ARP, CSNOX, CSOSG2E, CSSO2G1, MATS
MI	J H Campbell	1710	1	########	3	0	Coal	Tangentially-fired	Dry Sorbent Injection	Low NOx Burner Technology w/ Closed-coupled/Separated OFA	Baghouse	Halogenated PAC Sorbent Injection	ARP, CSNOX, CSOSG2E, CSSO2G1, MATS
MI	J H Campbell	1710	1	########	4	0	Coal	Tangentially-fired	Dry Sorbent Injection	Low NOx Burner Technology w/ Closed-coupled/Separated OFA	Baghouse	Halogenated PAC Sorbent Injection	ARP, CSNOX, CSOSG2E, CSSO2G1, MATS
MI	J H Campbell	1710	1	########	5	0	Coal	Tangentially-fired	Dry Sorbent Injection	Low NOx Burner Technology w/ Closed-coupled/Separated OFA	Baghouse	Halogenated PAC Sorbent Injection	ARP, CSNOX, CSOSG2E, CSSO2G1, MATS
MI	J H Campbell	1710	1	########	6	0	Coal	Tangentially-fired	Dry Sorbent Injection	Low NOx Burner Technology w/ Closed-coupled/Separated OFA	Baghouse	Halogenated PAC Sorbent Injection	ARP, CSNOX, CSOSG2E, CSSO2G1, MATS
MI	J H Campbell	1710	1	########	7	0	Coal	Tangentially-fired	Dry Sorbent Injection	Low NOx Burner Technology w/ Closed-coupled/Separated OFA	Baghouse	Halogenated PAC Sorbent Injection	ARP, CSNOX, CSOSG2E, CSSO2G1, MATS
MI	J H Campbell	1710	1	########	8	0	Coal	Tangentially-fired	Dry Sorbent Injection	Low NOx Burner Technology w/ Closed-coupled/Separated OFA	Baghouse	Halogenated PAC Sorbent Injection	ARP, CSNOX, CSOSG2E, CSSO2G1, MATS
MI	J H Campbell	1710	1	########	9	0	Coal	Tangentially-fired	Dry Sorbent Injection	Low NOx Burner Technology w/ Closed-coupled/Separated OFA	Baghouse	Halogenated PAC Sorbent Injection	ARP, CSNOX, CSOSG2E, CSSO2G1, MATS
MI	J H Campbell	1710	1	########	10	0	Coal	Tangentially-fired	Dry Sorbent Injection	Low NOx Burner Technology w/ Closed-coupled/Separated OFA	Baghouse	Halogenated PAC Sorbent Injection	ARP, CSNOX, CSOSG2E, CSSO2G1, MATS
MI	J H Campbell	1710	1	########	11	0	Coal	Tangentially-fired	Dry Sorbent Injection	Low NOx Burner Technology w/ Closed-coupled/Separated OFA	Baghouse	Halogenated PAC Sorbent Injection	ARP, CSNOX, CSOSG2E, CSSO2G1, MATS
MI	J H Campbell	1710	1	########	12	0	Coal	Tangentially-fired	Dry Sorbent Injection	Low NOx Burner Technology w/ Closed-coupled/Separated OFA	Baghouse	Halogenated PAC Sorbent Injection	ARP, CSNOX, CSOSG2E, CSSO2G1, MATS
MI	J H Campbell	1710	1	########	13	0	Coal	Tangentially-fired	Dry Sorbent Injection	Low NOx Burner Technology w/ Closed-coupled/Separated OFA	Baghouse	Halogenated PAC Sorbent Injection	ARP, CSNOX, CSOSG2E, CSSO2G1, MATS

MI	J H Campbell	1710	1	########	14	0	Coal	Tangentially-fired	Dry Sorbent Injection	Low NOx Burner Technology w/ Closed-coupled/Separated OFA	Baghouse	Halogenated PAC Sorbent Injection	ARP, CSNOX, CSOSG2E, CSSO2G1, MATS
MI	J H Campbell	1710	1	########	15	0	Coal	Tangentially-fired	Dry Sorbent Injection	Low NOx Burner Technology w/ Closed-coupled/Separated OFA	Baghouse	Halogenated PAC Sorbent Injection	ARP, CSNOX, CSOSG2E, CSSO2G1, MATS
MI	J H Campbell	1710	1	########	16	0	Coal	Tangentially-fired	Dry Sorbent Injection	Low NOx Burner Technology w/ Closed-coupled/Separated OFA	Baghouse	Halogenated PAC Sorbent Injection	ARP, CSNOX, CSOSG2E, CSSO2G1, MATS
MI	J H Campbell	1710	1	########	17	0	Coal	Tangentially-fired	Dry Sorbent Injection	Low NOx Burner Technology w/ Closed-coupled/Separated OFA	Baghouse	Halogenated PAC Sorbent Injection	ARP, CSNOX, CSOSG2E, CSSO2G1, MATS
MI	J H Campbell	1710	1	########	18	0	Coal	Tangentially-fired	Dry Sorbent Injection	Low NOx Burner Technology w/ Closed-coupled/Separated OFA	Baghouse	Halogenated PAC Sorbent Injection	ARP, CSNOX, CSOSG2E, CSSO2G1, MATS
MI	J H Campbell	1710	1	########	19	0	Coal	Tangentially-fired	Dry Sorbent Injection	Low NOx Burner Technology w/ Closed-coupled/Separated OFA	Baghouse	Halogenated PAC Sorbent Injection	ARP, CSNOX, CSOSG2E, CSSO2G1, MATS
MI	J H Campbell	1710	1	########	20	0	Coal	Tangentially-fired	Dry Sorbent Injection	Low NOx Burner Technology w/ Closed-coupled/Separated OFA	Baghouse	Halogenated PAC Sorbent Injection	ARP, CSNOX, CSOSG2E, CSSO2G1, MATS
MI	J H Campbell	1710	1	########	21	0	Coal	Tangentially-fired	Dry Sorbent Injection	Low NOx Burner Technology w/ Closed-coupled/Separated OFA	Baghouse	Halogenated PAC Sorbent Injection	ARP, CSNOX, CSOSG2E, CSSO2G1, MATS
MI	J H Campbell	1710	1	########	22	0	Coal	Tangentially-fired	Dry Sorbent Injection	Low NOx Burner Technology w/ Closed-coupled/Separated OFA	Baghouse	Halogenated PAC Sorbent Injection	ARP, CSNOX, CSOSG2E, CSSO2G1, MATS
MI	J H Campbell	1710	1	########	23	0	Coal	Tangentially-fired	Dry Sorbent Injection	Low NOx Burner Technology w/ Closed-coupled/Separated OFA	Baghouse	Halogenated PAC Sorbent Injection	ARP, CSNOX, CSOSG2E, CSSO2G1, MATS
MI	J H Campbell	1710	1	7/1/2025	0	0	Coal	Tangentially-fired	Dry Sorbent Injection	Low NOx Burner Technology w/ Closed-coupled/Separated OFA	Baghouse	Halogenated PAC Sorbent Injection	ARP, CSNOX, CSOSG2E, CSSO2G1, MATS
MI	J H Campbell	1710	1	7/1/2025	1	0	Coal	Tangentially-fired	Dry Sorbent Injection	Low NOx Burner Technology w/ Closed-coupled/Separated OFA	Baghouse	Halogenated PAC Sorbent Injection	ARP, CSNOX, CSOSG2E, CSSO2G1, MATS
MI	J H Campbell	1710	1	7/1/2025	2	0	Coal	Tangentially-fired	Dry Sorbent Injection	Low NOx Burner Technology w/ Closed-coupled/Separated OFA	Baghouse	Halogenated PAC Sorbent Injection	ARP, CSNOX, CSOSG2E, CSSO2G1, MATS
MI	J H Campbell	1710	1	7/1/2025	3	0	Coal	Tangentially-fired	Dry Sorbent Injection	Low NOx Burner Technology w/ Closed-coupled/Separated OFA	Baghouse	Halogenated PAC Sorbent Injection	ARP, CSNOX, CSOSG2E, CSSO2G1, MATS
MI	J H Campbell	1710	1	7/1/2025	4	0	Coal	Tangentially-fired	Dry Sorbent Injection	Low NOx Burner Technology w/ Closed-coupled/Separated OFA	Baghouse	Halogenated PAC Sorbent Injection	ARP, CSNOX, CSOSG2E, CSSO2G1, MATS
MI	J H Campbell	1710	1	7/1/2025	5	0	Coal	Tangentially-fired	Dry Sorbent Injection	Low NOx Burner Technology w/ Closed-coupled/Separated OFA	Baghouse	Halogenated PAC Sorbent Injection	ARP, CSNOX, CSOSG2E, CSSO2G1, MATS
MI	J H Campbell	1710	1	7/1/2025	6	0	Coal	Tangentially-fired	Dry Sorbent Injection	Low NOx Burner Technology w/ Closed-coupled/Separated OFA	Baghouse	Halogenated PAC Sorbent Injection	ARP, CSNOX, CSOSG2E, CSSO2G1, MATS
MI	J H Campbell	1710	1	7/1/2025	7	0	Coal	Tangentially-fired	Dry Sorbent Injection	Low NOx Burner Technology w/ Closed-coupled/Separated OFA	Baghouse	Halogenated PAC Sorbent Injection	ARP, CSNOX, CSOSG2E, CSSO2G1, MATS
MI	J H Campbell	1710	1	7/1/2025	8	0	Coal	Tangentially-fired	Dry Sorbent Injection	Low NOx Burner Technology w/ Closed-coupled/Separated OFA	Baghouse	Halogenated PAC Sorbent Injection	ARP, CSNOX, CSOSG2E, CSSO2G1, MATS
MI	J H Campbell	1710	1	7/1/2025	9	0	Coal	Tangentially-fired	Dry Sorbent Injection	Low NOx Burner Technology w/ Closed-coupled/Separated OFA	Baghouse	Halogenated PAC Sorbent Injection	ARP, CSNOX, CSOSG2E, CSSO2G1, MATS
MI	J H Campbell	1710	1	7/1/2025	10	0	Coal	Tangentially-fired	Dry Sorbent Injection	Low NOx Burner Technology w/ Closed-coupled/Separated OFA	Baghouse	Halogenated PAC Sorbent Injection	ARP, CSNOX, CSOSG2E, CSSO2G1, MATS
MI	J H Campbell	1710	1	7/1/2025	11	0	Coal	Tangentially-fired	Dry Sorbent Injection	Low NOx Burner Technology w/ Closed-coupled/Separated OFA	Baghouse	Halogenated PAC Sorbent Injection	ARP, CSNOX, CSOSG2E, CSSO2G1, MATS
MI	J H Campbell	1710	1	7/1/2025	12	0	Coal	Tangentially-fired	Dry Sorbent Injection	Low NOx Burner Technology w/ Closed-coupled/Separated OFA	Baghouse	Halogenated PAC Sorbent Injection	ARP, CSNOX, CSOSG2E, CSSO2G1, MATS
MI	J H Campbell	1710	1	7/1/2025	13	0	Coal	Tangentially-fired	Dry Sorbent Injection	Low NOx Burner Technology w/ Closed-coupled/Separated OFA	Baghouse	Halogenated PAC Sorbent Injection	ARP, CSNOX, CSOSG2E, CSSO2G1, MATS
MI	J H Campbell	1710	1	7/1/2025	14	0	Coal	Tangentially-fired	Dry Sorbent Injection	Low NOx Burner Technology w/ Closed-coupled/Separated OFA	Baghouse	Halogenated PAC Sorbent Injection	ARP, CSNOX, CSOSG2E, CSSO2G1, MATS
MI	J H Campbell	1710	1	7/1/2025	15	0	Coal	Tangentially-fired	Dry Sorbent Injection	Low NOx Burner Technology w/ Closed-coupled/Separated OFA	Baghouse	Halogenated PAC Sorbent Injection	ARP, CSNOX, CSOSG2E, CSSO2G1, MATS
MI	J H Campbell	1710	1	7/1/2025	16	0	Coal	Tangentially-fired	Dry Sorbent Injection	Low NOx Burner Technology w/ Closed-coupled/Separated OFA	Baghouse	Halogenated PAC Sorbent Injection	ARP, CSNOX, CSOSG2E, CSSO2G1, MATS
MI	J H Campbell	1710	1	7/1/2025	17	0	Coal	Tangentially-fired	Dry Sorbent Injection	Low NOx Burner Technology w/ Closed-coupled/Separated OFA	Baghouse	Halogenated PAC Sorbent Injection	ARP, CSNOX, CSOSG2E, CSSO2G1, MATS
MI	J H Campbell	1710	1	7/1/2025	18	0	Coal	Tangentially-fired	Dry Sorbent Injection	Low NOx Burner Technology w/ Closed-coupled/Separated OFA	Baghouse	Halogenated PAC Sorbent Injection	ARP, CSNOX, CSOSG2E, CSSO2G1, MATS
MI	J H Campbell	1710	1	7/1/2025	19	0	Coal	Tangentially-fired	Dry Sorbent Injection	Low NOx Burner Technology w/ Closed-coupled/Separated OFA	Baghouse	Halogenated PAC Sorbent Injection	ARP, CSNOX, CSOSG2E, CSSO2G1, MATS
MI	J H Campbell	1710	1	7/1/2025	20	0	Coal	Tangentially-fired	Dry Sorbent Injection	Low NOx Burner Technology w/ Closed-coupled/Separated OFA	Baghouse	Halogenated PAC Sorbent Injection	ARP, CSNOX, CSOSG2E, CSSO2G1, MATS
MI	J H Campbell	1710	1	7/1/2025	21	0	Coal	Tangentially-fired	Dry Sorbent Injection	Low NOx Burner Technology w/ Closed-coupled/Separated OFA	Baghouse	Halogenated PAC Sorbent Injection	ARP, CSNOX, CSOSG2E, CSSO2G1, MATS
MI	J H Campbell	1710	1	7/1/2025	22	0	Coal	Tangentially-fired	Dry Sorbent Injection	Low NOx Burner Technology w/ Closed-coupled/Separated OFA	Baghouse	Halogenated PAC Sorbent Injection	ARP, CSNOX, CSOSG2E, CSSO2G1, MATS
MI	J H Campbell	1710	1	7/1/2025	23	0	Coal	Tangentially-fired	Dry Sorbent Injection	Low NOx Burner Technology w/ Closed-coupled/Separated OFA	Baghouse	Halogenated PAC Sorbent Injection	ARP, CSNOX, CSOSG2E, CSSO2G1, MATS
MI	J H Campbell	1710	1	7/2/2025	0	0	Coal	Tangentially-fired	Dry Sorbent Injection	Low NOx Burner Technology w/ Closed-coupled/Separated OFA	Baghouse	Halogenated PAC Sorbent Injection	ARP, CSNOX, CSOSG2E, CSSO2G1, MATS
MI	J H Campbell	1710	1	7/2/2025	1	0	Coal	Tangentially-fired	Dry Sorbent Injection	Low NOx Burner Technology w/ Closed-coupled/Separated OFA	Baghouse	Halogenated PAC Sorbent Injection	ARP, CSNOX, CSOSG2E, CSSO2G1, MATS
MI	J H Campbell	1710	1	7/2/2025	2	0	Coal	Tangentially-fired	Dry Sorbent Injection	Low NOx Burner Technology w/ Closed-coupled/Separated OFA	Baghouse	Halogenated PAC Sorbent Injection	ARP, CSNOX, CSOSG2E, CSSO2G1, MATS
MI	J H Campbell	1710	1	7/2/2025	3	0	Coal	Tangentially-fired	Dry Sorbent Injection	Low NOx Burner Technology w/ Closed-coupled/Separated OFA	Baghouse	Halogenated PAC Sorbent Injection	ARP, CSNOX, CSOSG2E, CSSO2G1, MATS
MI	J H Campbell	1710	1	7/2/2025	4	0	Coal	Tangentially-fired	Dry Sorbent Injection	Low NOx Burner Technology w/ Closed-coupled/Separated OFA	Baghouse	Halogenated PAC Sorbent Injection	ARP, CSNOX, CSOSG2E, CSSO2G1, MATS
MI	J H Campbell	1710	1	7/2/2025	5	0	Coal	Tangentially-fired	Dry Sorbent Injection	Low NOx Burner Technology w/ Closed-coupled/Separated OFA	Baghouse	Halogenated PAC Sorbent Injection	ARP, CSNOX, CSOSG2E, CSSO2G1, MATS
MI	J H Campbell	1710	1	7/2/2025	6	0	Coal	Tangentially-fired	Dry Sorbent Injection	Low NOx Burner Technology w/ Closed-coupled/Separated OFA	Baghouse	Halogenated PAC Sorbent Injection	ARP, CSNOX, CSOSG2E, CSSO2G1, MATS
MI	J H Campbell	1710	1	7/2/2025	7	0	Coal	Tangentially-fired	Dry Sorbent Injection	Low NOx Burner Technology w/ Closed-coupled/Separated OFA	Baghouse	Halogenated PAC Sorbent Injection	ARP, CSNOX, CSOSG2E, CSSO2G1, MATS
MI	J H Campbell	1710	1	7/2/2025	8	0	Coal	Tangentially-fired	Dry Sorbent Injection	Low NOx Burner Technology w/ Closed-coupled/Separated OFA	Baghouse	Halogenated PAC Sorbent Injection	ARP, CSNOX, CSOSG2E, CSSO2G1, MATS
MI	J H Campbell	1710	1	7/2/2025	9	0	Coal	Tangentially-fired	Dry Sorbent Injection	Low NOx Burner Technology w/ Closed-coupled/Separated OFA	Baghouse	Halogenated PAC Sorbent Injection	ARP, CSNOX, CSOSG2E, CSSO2G1, MATS
MI	J H Campbell	1710	1	7/2/2025	10	0	Coal	Tangentially-fired	Dry Sorbent Injection	Low NOx Burner Technology w/ Closed-coupled/Separated OFA	Baghouse	Halogenated PAC Sorbent Injection	ARP, CSNOX, CSOSG2E, CSSO2G1, MATS
MI	J H Campbell	1710	1	7/2/2025	11	0	Coal	Tangentially-fired	Dry Sorbent Injection	Low NOx Burner Technology w/ Closed-coupled/Separated OFA	Baghouse	Halogenated PAC Sorbent Injection	ARP, CSNOX, CSOSG2E, CSSO2G1, MATS
MI	J H Campbell	1710	1	7/2/2025	12	0	Coal	Tangentially-fired	Dry Sorbent Injection	Low NOx Burner Technology w/ Closed-coupled/Separated OFA	Baghouse	Halogenated PAC Sorbent Injection	ARP, CSNOX, CSOSG2E, CSSO2G1, MATS
MI	J H Campbell	1710	1	7/2/2025	13	0	Coal	Tangentially-fired	Dry Sorbent Injection	Low NOx Burner Technology w/ Closed-coupled/Separated OFA	Baghouse	Halogenated PAC Sorbent Injection	ARP, CSNOX, CSOSG2E, CSSO2G1, MATS
MI	J H Campbell	1710	1	7/2/2025	14	0	Coal	Tangentially-fired	Dry Sorbent Injection	Low NOx Burner Technology w/ Closed-coupled/Separated OFA	Baghouse	Halogenated PAC Sorbent Injection	ARP, CSNOX, CSOSG2E, CSSO2G1, MATS
MI	J H Campbell	1710	1	7/2/2025	15	0	Coal	Tangentially-fired	Dry Sorbent Injection	Low NOx Burner Technology w/ Closed-coupled/Separated OFA	Baghouse	Halogenated PAC Sorbent Injection	ARP, CSNOX, CSOSG2E, CSSO2G1, MATS
MI	J H Campbell	1710	1	7/2/2025	16	0	Coal	Tangentially-fired	Dry Sorbent Injection	Low NOx Burner Technology w/ Closed-coupled/Separated OFA	Baghouse	Halogenated PAC Sorbent Injection	ARP, CSNOX, CSOSG2E, CSSO2G1, MATS
MI	J H Campbell	1710	1	7/2/2025	17	0	Coal	Tangentially-fired	Dry Sorbent Injection	Low NOx Burner Technology w/ Closed-coupled/Separated OFA	Baghouse	Halogenated PAC Sorbent Injection	ARP, CSNOX, CSOSG2E, CSSO2G1, MATS
MI	J H Campbell	1710	1	7/2/2025	18	0	Coal	Tangentially-fired	Dry Sorbent Injection	Low NOx Burner Technology w/ Closed-coupled/Separated OFA	Baghouse	Halogenated PAC Sorbent Injection	ARP, CSNOX, CSOSG2E, CSSO2G1, MATS
MI	J H Campbell	1710	1	7/2/2025	19	0	Coal	Tangentially-fired	Dry Sorbent Injection	Low NOx Burner Technology w/ Closed-coupled/Separated OFA	Baghouse	Halogenated PAC Sorbent Injection	ARP, CSNOX, CSOSG2E, CSSO2G1, MATS
MI	J H Campbell	1710	1	7/2/2025	20	0	Coal	Tangentially-fired	Dry Sorbent Injection	Low NOx Burner Technology w/ Closed-coupled/Separated OFA	Baghouse	Halogenated PAC Sorbent Injection	ARP, CSNOX, CSOSG2E, CSSO2G1, MATS
MI	J H Campbell	1710	1	7/2/2025	21	0	Coal	Tangentially-fired	Dry Sorbent Injection	Low NOx Burner Technology w/ Closed-coupled/Separated OFA	Baghouse	Halogenated PAC Sorbent Injection	ARP, CSNOX, CSOSG2E, CSSO2G1, MATS
MI	J H Campbell	1710	1	7/2/2025	22	0	Coal	Tangentially-fired	Dry Sorbent Injection	Low NOx Burner Technology w/ Closed-coupled/Separated OFA	Baghouse	Halogenated PAC Sorbent Injection	ARP, CSNOX, CSOSG2E, CSSO2G1, MATS
MI	J H Campbell	1710	1	7/2/2025	23	0	Coal	Tangentially-fired	Dry Sorbent Injection	Low NOx Burner Technology w/ Closed-coupled/Separated OFA	Baghouse	Halogenated PAC Sorbent Injection	ARP, CSNOX, CSOSG2E, CSSO2G1, MATS
MI	J H Campbell	1710	1	7/3/2025	0	0	Coal	Tangentially-fired	Dry Sorbent Injection	Low NOx Burner Technology w/ Closed-coupled/Separated OFA	Baghouse	Halogenated PAC Sorbent Injection	ARP, CSNOX, CSOSG2E, CSSO2G1, MATS
MI	J H Campbell	1710	1	7/3/2025	1	0	Coal	Tangentially-fired	Dry Sorbent Injection	Low NOx Burner Technology w/ Closed-coupled/Separated OFA	Baghouse	Halogenated PAC Sorbent Injection	ARP, CSNOX, CSOSG2E, CSSO2G1, MATS
MI	J H Campbell	1710	1	7/3/2025	2	0	Coal	Tangentially-fired	Dry Sorbent Injection	Low NOx Burner Technology w/ Closed-coupled/Separated OFA	Baghouse	Halogenated PAC Sorbent Injection	ARP, CSNOX, CSOSG2E, CSSO2G1, MATS
MI	J H Campbell	1710	1	7/3/2025	3	0	Coal	Tangentially-fired	Dry Sorbent Injection	Low NOx Burner Technology w/ Closed-coupled/Separated OFA	Baghouse	Halogenated PAC Sorbent Injection	ARP, CSNOX, CSOSG2E, CSSO2G1, MATS
MI	J H Campbell	1710	1	7/3/2025	4	0	Coal	Tangentially-fired	Dry Sorbent Injection	Low NOx Burner Technology w/ Closed-coupled/Separated OFA	Baghouse	Halogenated PAC Sorbent Injection	ARP, CSNOX, CSOSG2E, CSSO2G1, MATS
MI	J H Campbell	1710	1	7/3/2025	5	0	Coal	Tangentially-fired	Dry Sorbent Injection	Low NOx Burner Technology w/ Closed-coupled/Separated OFA	Baghouse	Halogenated PAC Sorbent Injection	ARP, CSNOX, CSOSG2E, CSSO2G1, MATS
MI	J H Campbell	1710	1	7/3/2025	6	0	Coal	Tangentially-fired	Dry Sorbent Injection	Low NOx Burner Technology w/ Closed-coupled/Separated OFA	Baghouse	Halogenated PAC Sorbent Injection	ARP, CSNOX, CSOSG2E, CSSO2G1, MATS
MI	J H Campbell	1710	1	7/3/2025	7	0	Coal	Tangentially-fired	Dry Sorbent Injection	Low NOx Burner Technology w/ Closed-coupled/Separated OFA	Baghouse	Halogenated PAC Sorbent Injection	ARP, CSNOX, CSOSG2E, CSSO2G1, MATS
MI	J H Campbell	1710	1	7/3/2025	8	0	Coal	Tangentially-fired	Dry Sorbent Injection	Low NOx Burner Technology w/ Closed-coupled/Separated OFA	Baghouse	Halogenated PAC Sorbent Injection	ARP, CSNOX, CSOSG2E, CSSO2G1, MATS
MI	J H Campbell	1710	1	7/3/2025	9	0	Coal	Tangentially-fired	Dry Sorbent Injection	Low NOx Burner Technology w/ Closed-coupled/Separated OFA	Baghouse	Halogenated PAC Sorbent Injection	ARP, CSNOX, CSOSG2E, CSSO2G1, MATS
MI	J H Campbell	1710	1	7/3/2025	10	0	Coal	Tangentially-fired	Dry Sorbent Injection	Low NOx Burner Technology w/ Closed-coupled/Separated OFA	Baghouse	Halogenated PAC Sorbent Injection	ARP, CSNOX, CSOSG2E, CSSO2G1, MATS
MI	J H Campbell	1710	1	7/3/2025	11	0	Coal	Tangentially-fired	Dry Sorbent Injection	Low NOx Burner Technology w/ Closed-coupled/Separated OFA	Baghouse	Halogenated PAC Sorbent Injection	ARP, CSNOX, CSOSG2E, CSSO2G1, MATS
MI	J H Campbell	1710	1	7/3/2025	12	0	Coal	Tangentially-fired	Dry Sorbent Injection	Low NOx Burner Technology w/ Closed-coupled/Separated OFA	Baghouse	Halogenated PAC Sorbent Injection	ARP, CSNOX, CSOSG2E, CSSO2G1, MATS
MI	J H Campbell	1710	1	7/3/2025	13	0	Coal	Tangentially-fired	Dry Sorbent Injection	Low NOx Burner Technology w/ Closed-coupled/Separated OFA	Baghouse	Halogenated PAC Sorbent Injection	ARP, CSNOX, CSOSG2E, CSSO2G1, MATS
MI	J H Campbell	1710	1	7/3/2025	14	0	Coal	Tangentially-fired	Dry Sorbent Injection	Low NOx Burner Technology w/ Closed-coupled/Separated OFA	Baghouse	Halogenated PAC Sorbent Injection	ARP, CSNOX, CSOSG2E, CSSO2G1, MATS
MI	J H Campbell	1710	1	7/3/2025	15	0	Coal	Tangentially-fired	Dry Sorbent Injection	Low NOx Burner Technology w/ Closed-coupled/Separated OFA	Baghouse	Halogenated PAC Sorbent Injection	ARP, CSNOX, CSOSG2E, CSSO2G1, MATS
MI	J H Campbell	1710	1	7/3/2025	16	0	Coal	Tangentially-fired	Dry Sorbent Injection	Low NOx Burner Technology w/ Closed-coupled/Separated OFA	Baghouse	Halogenated PAC Sorbent Injection	ARP, CSNOX, CSOSG2E, CSSO2G1, MATS
MI	J H Campbell	1710	1	7/3/2025	17	0	Coal	Tangentially-fired	Dry Sorbent Injection	Low NOx Burner Technology w/ Closed-coupled/Separated OFA	Baghouse	Halogenated PAC Sorbent Injection	ARP, CSNOX, CSOSG2E, CSSO2G1, MATS
MI	J H Campbell	1710	1	7/3/2025	18	0	Coal	Tangentially-fired	Dry Sorbent Injection	Low NOx Burner Technology w/ Closed-coupled/Separated OFA	Baghouse	Halogenated PAC Sorbent Injection	ARP, CSNOX, CSOSG2E, CSSO2G1, MATS
MI	J H Campbell	1710	1	7/3/2025	19	0	Coal	Tangentially-fired	Dry Sorbent Injection	Low NOx Burner Technology w/ Closed-coupled/Separated OFA	Baghouse	Halogenated PAC Sorbent Injection	ARP, CSNOX, CSOSG2E, CSSO2G1, MATS
MI	J H Campbell	1710	1	7/3/2025	20	0	Coal	Tangentially-fired	Dry Sorbent Injection	Low NOx Burner Technology w/ Closed-coupled/Separated OFA	Baghouse	Halogenated PAC Sorbent Injection	ARP, CSNOX, CSOSG2E, CSSO2G1, MATS
MI	J H Campbell	1710	1	7/3/2025	21	0	Coal	Tangentially-fired	Dry Sorbent Injection	Low NOx Burner Technology w/ Closed-coupled/Separated OFA	Baghouse	Halogenated PAC Sorbent Injection	ARP, CSNOX, CSOSG2E, CSSO2G1, MATS
MI	J H Campbell	1710	1	7/3/2025	22	0	Coal	Tangentially-fired	Dry Sorbent Injection	Low NOx Burner Technology w/ Closed-coupled/Separated OFA	Baghouse	Halogenated PAC Sorbent Injection	ARP, CSNOX, CSOSG2E, CSSO2G1, MATS
MI	J H Campbell	1710	1	7/3/2025	23	0	Coal	Tangentially-fired	Dry Sorbent Injection	Low NOx Burner Technology w/ Closed-coupled/Separated OFA	Baghouse	Halogenated PAC Sorbent Injection	ARP, CSNOX, CSOSG2E, CSSO2G1, MATS
MI	J H Campbell	1710	1	7/4/2025	0	0	Coal	Tangentially-fired	Dry Sorbent Injection	Low NOx Burner Technology w/ Closed-coupled/Separated OFA	Baghouse	Halogenated PAC Sorbent Injection	ARP, CSNOX, CSOSG2E, CSSO2G1, MATS
MI	J H Campbell	1710	1	7/4/2025	1	0	Coal	Tangentially-fired	Dry Sorbent Injection	Low NOx Burner Technology w/ Closed-coupled/Separated OFA	Baghouse	Halogenated PAC Sorbent Injection	ARP, CSNOX, CSOSG2E, CSSO2G1, MATS
MI	J H Campbell	1710	1	7/4/2025	2	0	Coal	Tangentially-fired	Dry Sorbent Injection	Low NOx Burner Technology w/ Closed-coupled/Separated OFA	Baghouse	Halogenated PAC Sorbent Injection	ARP, CSNOX, CSOSG2E, CSSO2G1, MATS
MI	J H Campbell	1710	1	7/4/2025	3	0	Coal	Tangentially-fired	Dry Sorbent Injection	Low NOx Burner Technology w/ Closed-coupled/Separated OFA	Baghouse	Halogenated PAC Sorbent Injection	ARP, CSNOX, CSOSG2E, CSSO2G1, MATS
MI	J H Campbell	1710	1	7/4/2025	4	0	Coal	Tangentially-fired	Dry Sorbent Injection	Low NOx Burner Technology w/ Closed-coupled/Separated OFA	Baghouse	Halogenated PAC Sorbent Injection	ARP, CSNOX, CSOSG2E, CSSO2G1, MATS
MI	J H Campbell	1710	1	7/4/2025	5	0	Coal	Tangentially-fired	Dry Sorbent Injection	Low NOx Burner Technology w/ Closed-coupled/Separated OFA	Baghouse	Halogenated PAC Sorbent Injection	ARP, CSNOX, CSOSG2E, CSSO2G1, MATS
MI	J H Campbell	1710	1	7/4/2025	6	0	Coal	Tangentially-fired	Dry Sorbent Injection	Low NOx Burner Technology w/ Closed-coupled/Separated OFA	Baghouse	Halogenated PAC Sorbent Injection	ARP, CSNOX, CSOSG2E, CSSO2G1, MATS
MI	J H Campbell	1710	1	7/4/2025	7	0	Coal	Tangentially-fired	Dry Sorbent Injection	Low NOx Burner Technology w/ Closed-coupled/Separated OFA	Baghouse	Halogenated PAC Sorbent Injection	ARP, CSNOX, CSOSG2E, CSSO2G1, MATS
MI	J H Campbell	1710	1	7/4/2025	8	0	Coal	Tangentially-fired	Dry Sorbent Injection	Low NOx Burner Technology w/ Closed-coupled/Separated OFA	Baghouse	Halogenated PAC Sorbent Injection	ARP, CSNOX, CSOSG2E, CSSO2G1, MATS
MI	J H Campbell	1710	1	7/4/2025	9	0	Coal	Tangentially-fired	Dry Sorbent Injection	Low NOx Burner Technology w/ Closed-coupled/Separated OFA	Baghouse	Halogenated PAC Sorbent Injection	ARP, CSNOX, CSOSG2E, CSSO2G1, MATS
MI	J H Campbell	1710	1	7/4/2025	10	0	Coal	Tangentially-fired	Dry Sorbent Injection	Low NOx Burner Technology w/ Closed-coupled/Separated OFA	Baghouse	Halogenated PAC Sorbent Injection	ARP, CSNOX, CSOSG2E, CSSO2G1, MATS
MI	J H Campbell	1710	1	7/4/2025	11	0	Coal	Tangentially-fired	Dry Sorbent Injection	Low NOx Burner Technology w/ Closed-coupled/Separated OFA	Baghouse	Halogenated PAC Sorbent Injection	ARP, CSNOX, CSOSG2E, CSSO2G1, MATS
MI	J H Campbell	1710	1	7/4/2025	12	0	Coal	Tangentially-fired	Dry Sorbent Injection	Low NOx Burner Technology w/ Closed-coupled/Separated OFA	Baghouse	Halogenated PAC Sorbent Injection	ARP, CSNOX, CSOSG2E, CSSO2G1, MATS
MI	J H Campbell	1710	1	7/4/2025	13	0	Coal	Tangentially-fired	Dry Sorbent Injection	Low NOx Burner Technology w/ Closed-coupled/Separated OFA	Baghouse	Halogenated PAC Sorbent Injection	ARP, CSNOX, CSOSG2E, CSSO2G1, MATS
MI	J H Campbell	1710	1	7/4/2025	14	0	Coal	Tangentially-fired	Dry Sorbent Injection	Low NOx Burner Technology w/ Closed-coupled/Separated OFA	Baghouse	Halogenated PAC Sorbent Injection	ARP, CSNOX, CSOSG2E, CSSO2G1, MATS
MI	J H Campbell	1710	1	7/4/2025	15	0	Coal	Tangentially-fired	Dry Sorbent Injection	Low NOx Burner Technology w/ Closed-coupled/Separated OFA	Baghouse	Halogenated PAC Sorbent Injection	ARP, CSNOX, CSOSG2E, CSSO2G1, MATS
MI	J H Campbell	1710	1	7/4/2025	16	0	Coal	Tangentially-fired	Dry Sorbent Injection	Low NOx Burner Technology w/ Closed-coupled/Separated OFA	Baghouse	Halogenated PAC Sorbent Injection	ARP, CSNOX, CSOSG2E, CSSO2G1, MATS
MI	J H Campbell	1710	1	7/4/2025	17	0	Coal	Tangentially-fired	Dry Sorbent Injection	Low NOx Burner Technology w/ Closed-coupled/Separated OFA	Baghouse	Halogenated PAC Sorbent Injection	ARP, CSNOX, CSOSG2E, CSSO2G1, MATS
MI	J H Campbell	1710	1	7/4/2025	18	0	Coal	Tangentially-fired	Dry Sorbent Injection	Low NOx Burner Technology w/ Closed-coupled/Separated OFA	Baghouse	Halogenated PAC Sorbent Injection	ARP, CSNOX, CSOSG2E, CSSO2G1, MATS
MI	J H Campbell	1710	1	7/4/2025	19	0	Coal	Tangentially-fired	Dry Sorbent Injection	Low NOx Burner Technology w/ Closed-coupled/Separated OFA	Baghouse	Halogenated PAC Sorbent Injection	ARP, CSNOX, CSOSG2E, CSSO2G1, MATS
MI	J H Campbell	1710	1	7/4/2025	20	0	Coal	Tangentially-fired	Dry Sorbent Injection	Low NOx Burner Technology w/ Closed-coupled/Separated OFA	Baghouse	Halogenated PAC Sorbent Injection	ARP, CSNOX, CSOSG2E, CSSO2G1, MATS
MI	J H Campbell	1710	1	7/4/2025	21	0	Coal	Tangentially-fired	Dry Sorbent Injection	Low NOx Burner Technology w/ Closed-coupled/Separated OFA	Baghouse	Halogenated PAC Sorbent Injection	ARP, CSNOX, CSOSG2E, CSSO2G1, MATS
MI	J H Campbell	1710	1	7/4/2025	22	0	Coal	Tangentially-fired	Dry Sorbent Injection	Low NOx Burner Technology w/ Closed-coupled/Separated OFA	Baghouse	Halogenated PAC Sorbent Injection	ARP, CSNOX, CSOSG2E, CSSO2G1, MATS
MI	J H Campbell	1710	1	7/4/2025	23	0	Coal	Tangentially-fired	Dry Sorbent Injection	Low NOx Burner Technology w/ Closed-coupled/Separated OFA	Baghouse	Halogenated PAC Sorbent Injection	ARP, CSNOX, CSOSG2E, CSSO2G1, MATS
MI	J H Campbell	1710	1	7/5/2025	0	0	Coal	Tangentially-fired	Dry Sorbent Injection	Low NOx Burner Technology w/ Closed-coupled/Separated OFA	Baghouse	Halogenated PAC Sorbent Injection	ARP, CSNOX, CSOSG2E, CSSO2G1, MATS
MI	J H Campbell	1710	1	7/5/2025	1	0	Coal	Tangentially-fired	Dry Sorbent Injection	Low NOx Burner Technology w/ Closed-coupled/Separated OFA	Baghouse	Halogenated PAC Sorbent Injection	ARP, CSNOX, CSOSG2E, CSSO2G1, MATS
MI	J H Campbell	1710	1	7/5/2025	2	0	Coal	Tangentially-fired	Dry Sorbent Injection	Low NOx Burner Technology w/ Closed-coupled/Separated OFA	Baghouse	Halogenated PAC Sorbent Injection	ARP, CSNOX, CSOSG2E, CSSO2G1, MATS
MI	J H Campbell	1710	1	7/5/2025	3	0	Coal	Tangentially-fired	Dry Sorbent Injection	Low NOx Burner Technology w/ Closed-coupled/Separated OFA	Baghouse	Halogenated PAC Sorbent Injection	ARP, CSNOX, CSOSG2E, CSSO2G1, MATS
MI	J H Campbell	1710	1	7/5/2025	4	0	Coal	Tangentially-f

MI	J H Campbell	1710	1	7/5/2025	13	0	Coal	Tangentially-fired	Dry Sorbent Injection	Low NOx Burner Technology w/ Closed-coupled/Separated OFA	Baghouse	Halogenated PAC Sorbent Injection	ARP, CSNOX, CSOSG2E, CSSO2G1, MATS
MI	J H Campbell	1710	1	7/5/2025	14	0	Coal	Tangentially-fired	Dry Sorbent Injection	Low NOx Burner Technology w/ Closed-coupled/Separated OFA	Baghouse	Halogenated PAC Sorbent Injection	ARP, CSNOX, CSOSG2E, CSSO2G1, MATS
MI	J H Campbell	1710	1	7/5/2025	15	0	Coal	Tangentially-fired	Dry Sorbent Injection	Low NOx Burner Technology w/ Closed-coupled/Separated OFA	Baghouse	Halogenated PAC Sorbent Injection	ARP, CSNOX, CSOSG2E, CSSO2G1, MATS
MI	J H Campbell	1710	1	7/5/2025	16	0	Coal	Tangentially-fired	Dry Sorbent Injection	Low NOx Burner Technology w/ Closed-coupled/Separated OFA	Baghouse	Halogenated PAC Sorbent Injection	ARP, CSNOX, CSOSG2E, CSSO2G1, MATS
MI	J H Campbell	1710	1	7/5/2025	17	0	Coal	Tangentially-fired	Dry Sorbent Injection	Low NOx Burner Technology w/ Closed-coupled/Separated OFA	Baghouse	Halogenated PAC Sorbent Injection	ARP, CSNOX, CSOSG2E, CSSO2G1, MATS
MI	J H Campbell	1710	1	7/5/2025	18	0	Coal	Tangentially-fired	Dry Sorbent Injection	Low NOx Burner Technology w/ Closed-coupled/Separated OFA	Baghouse	Halogenated PAC Sorbent Injection	ARP, CSNOX, CSOSG2E, CSSO2G1, MATS
MI	J H Campbell	1710	1	7/5/2025	19	0	Coal	Tangentially-fired	Dry Sorbent Injection	Low NOx Burner Technology w/ Closed-coupled/Separated OFA	Baghouse	Halogenated PAC Sorbent Injection	ARP, CSNOX, CSOSG2E, CSSO2G1, MATS
MI	J H Campbell	1710	1	7/5/2025	20	0	Coal	Tangentially-fired	Dry Sorbent Injection	Low NOx Burner Technology w/ Closed-coupled/Separated OFA	Baghouse	Halogenated PAC Sorbent Injection	ARP, CSNOX, CSOSG2E, CSSO2G1, MATS
MI	J H Campbell	1710	1	7/5/2025	21	0	Coal	Tangentially-fired	Dry Sorbent Injection	Low NOx Burner Technology w/ Closed-coupled/Separated OFA	Baghouse	Halogenated PAC Sorbent Injection	ARP, CSNOX, CSOSG2E, CSSO2G1, MATS
MI	J H Campbell	1710	1	7/5/2025	22	0	Coal	Tangentially-fired	Dry Sorbent Injection	Low NOx Burner Technology w/ Closed-coupled/Separated OFA	Baghouse	Halogenated PAC Sorbent Injection	ARP, CSNOX, CSOSG2E, CSSO2G1, MATS
MI	J H Campbell	1710	1	7/5/2025	23	0	Coal	Tangentially-fired	Dry Sorbent Injection	Low NOx Burner Technology w/ Closed-coupled/Separated OFA	Baghouse	Halogenated PAC Sorbent Injection	ARP, CSNOX, CSOSG2E, CSSO2G1, MATS
MI	J H Campbell	1710	1	7/6/2025	0	0	Coal	Tangentially-fired	Dry Sorbent Injection	Low NOx Burner Technology w/ Closed-coupled/Separated OFA	Baghouse	Halogenated PAC Sorbent Injection	ARP, CSNOX, CSOSG2E, CSSO2G1, MATS
MI	J H Campbell	1710	1	7/6/2025	1	0	Coal	Tangentially-fired	Dry Sorbent Injection	Low NOx Burner Technology w/ Closed-coupled/Separated OFA	Baghouse	Halogenated PAC Sorbent Injection	ARP, CSNOX, CSOSG2E, CSSO2G1, MATS
MI	J H Campbell	1710	1	7/6/2025	2	0	Coal	Tangentially-fired	Dry Sorbent Injection	Low NOx Burner Technology w/ Closed-coupled/Separated OFA	Baghouse	Halogenated PAC Sorbent Injection	ARP, CSNOX, CSOSG2E, CSSO2G1, MATS
MI	J H Campbell	1710	1	7/6/2025	3	0	Coal	Tangentially-fired	Dry Sorbent Injection	Low NOx Burner Technology w/ Closed-coupled/Separated OFA	Baghouse	Halogenated PAC Sorbent Injection	ARP, CSNOX, CSOSG2E, CSSO2G1, MATS
MI	J H Campbell	1710	1	7/6/2025	4	0	Coal	Tangentially-fired	Dry Sorbent Injection	Low NOx Burner Technology w/ Closed-coupled/Separated OFA	Baghouse	Halogenated PAC Sorbent Injection	ARP, CSNOX, CSOSG2E, CSSO2G1, MATS
MI	J H Campbell	1710	1	7/6/2025	5	0	Coal	Tangentially-fired	Dry Sorbent Injection	Low NOx Burner Technology w/ Closed-coupled/Separated OFA	Baghouse	Halogenated PAC Sorbent Injection	ARP, CSNOX, CSOSG2E, CSSO2G1, MATS
MI	J H Campbell	1710	1	7/6/2025	6	0	Coal	Tangentially-fired	Dry Sorbent Injection	Low NOx Burner Technology w/ Closed-coupled/Separated OFA	Baghouse	Halogenated PAC Sorbent Injection	ARP, CSNOX, CSOSG2E, CSSO2G1, MATS
MI	J H Campbell	1710	1	7/6/2025	7	0	Coal	Tangentially-fired	Dry Sorbent Injection	Low NOx Burner Technology w/ Closed-coupled/Separated OFA	Baghouse	Halogenated PAC Sorbent Injection	ARP, CSNOX, CSOSG2E, CSSO2G1, MATS
MI	J H Campbell	1710	1	7/6/2025	8	0	Coal	Tangentially-fired	Dry Sorbent Injection	Low NOx Burner Technology w/ Closed-coupled/Separated OFA	Baghouse	Halogenated PAC Sorbent Injection	ARP, CSNOX, CSOSG2E, CSSO2G1, MATS
MI	J H Campbell	1710	1	7/6/2025	9	0	Coal	Tangentially-fired	Dry Sorbent Injection	Low NOx Burner Technology w/ Closed-coupled/Separated OFA	Baghouse	Halogenated PAC Sorbent Injection	ARP, CSNOX, CSOSG2E, CSSO2G1, MATS
MI	J H Campbell	1710	1	7/6/2025	10	0	Coal	Tangentially-fired	Dry Sorbent Injection	Low NOx Burner Technology w/ Closed-coupled/Separated OFA	Baghouse	Halogenated PAC Sorbent Injection	ARP, CSNOX, CSOSG2E, CSSO2G1, MATS
MI	J H Campbell	1710	1	7/6/2025	11	0	Coal	Tangentially-fired	Dry Sorbent Injection	Low NOx Burner Technology w/ Closed-coupled/Separated OFA	Baghouse	Halogenated PAC Sorbent Injection	ARP, CSNOX, CSOSG2E, CSSO2G1, MATS
MI	J H Campbell	1710	1	7/6/2025	12	0	Coal	Tangentially-fired	Dry Sorbent Injection	Low NOx Burner Technology w/ Closed-coupled/Separated OFA	Baghouse	Halogenated PAC Sorbent Injection	ARP, CSNOX, CSOSG2E, CSSO2G1, MATS
MI	J H Campbell	1710	1	7/6/2025	13	0	Coal	Tangentially-fired	Dry Sorbent Injection	Low NOx Burner Technology w/ Closed-coupled/Separated OFA	Baghouse	Halogenated PAC Sorbent Injection	ARP, CSNOX, CSOSG2E, CSSO2G1, MATS
MI	J H Campbell	1710	1	7/6/2025	14	0	Coal	Tangentially-fired	Dry Sorbent Injection	Low NOx Burner Technology w/ Closed-coupled/Separated OFA	Baghouse	Halogenated PAC Sorbent Injection	ARP, CSNOX, CSOSG2E, CSSO2G1, MATS
MI	J H Campbell	1710	1	7/6/2025	15	0	Coal	Tangentially-fired	Dry Sorbent Injection	Low NOx Burner Technology w/ Closed-coupled/Separated OFA	Baghouse	Halogenated PAC Sorbent Injection	ARP, CSNOX, CSOSG2E, CSSO2G1, MATS
MI	J H Campbell	1710	1	7/6/2025	16	0	Coal	Tangentially-fired	Dry Sorbent Injection	Low NOx Burner Technology w/ Closed-coupled/Separated OFA	Baghouse	Halogenated PAC Sorbent Injection	ARP, CSNOX, CSOSG2E, CSSO2G1, MATS
MI	J H Campbell	1710	1	7/6/2025	17	0	Coal	Tangentially-fired	Dry Sorbent Injection	Low NOx Burner Technology w/ Closed-coupled/Separated OFA	Baghouse	Halogenated PAC Sorbent Injection	ARP, CSNOX, CSOSG2E, CSSO2G1, MATS
MI	J H Campbell	1710	1	7/6/2025	18	0	Coal	Tangentially-fired	Dry Sorbent Injection	Low NOx Burner Technology w/ Closed-coupled/Separated OFA	Baghouse	Halogenated PAC Sorbent Injection	ARP, CSNOX, CSOSG2E, CSSO2G1, MATS
MI	J H Campbell	1710	1	7/6/2025	19	0	Coal	Tangentially-fired	Dry Sorbent Injection	Low NOx Burner Technology w/ Closed-coupled/Separated OFA	Baghouse	Halogenated PAC Sorbent Injection	ARP, CSNOX, CSOSG2E, CSSO2G1, MATS
MI	J H Campbell	1710	1	7/6/2025	20	0	Coal	Tangentially-fired	Dry Sorbent Injection	Low NOx Burner Technology w/ Closed-coupled/Separated OFA	Baghouse	Halogenated PAC Sorbent Injection	ARP, CSNOX, CSOSG2E, CSSO2G1, MATS
MI	J H Campbell	1710	1	7/6/2025	21	0	Coal	Tangentially-fired	Dry Sorbent Injection	Low NOx Burner Technology w/ Closed-coupled/Separated OFA	Baghouse	Halogenated PAC Sorbent Injection	ARP, CSNOX, CSOSG2E, CSSO2G1, MATS
MI	J H Campbell	1710	1	7/6/2025	22	0	Coal	Tangentially-fired	Dry Sorbent Injection	Low NOx Burner Technology w/ Closed-coupled/Separated OFA	Baghouse	Halogenated PAC Sorbent Injection	ARP, CSNOX, CSOSG2E, CSSO2G1, MATS
MI	J H Campbell	1710	1	7/6/2025	23	0	Coal	Tangentially-fired	Dry Sorbent Injection	Low NOx Burner Technology w/ Closed-coupled/Separated OFA	Baghouse	Halogenated PAC Sorbent Injection	ARP, CSNOX, CSOSG2E, CSSO2G1, MATS
MI	J H Campbell	1710	1	7/7/2025	0	0	Coal	Tangentially-fired	Dry Sorbent Injection	Low NOx Burner Technology w/ Closed-coupled/Separated OFA	Baghouse	Halogenated PAC Sorbent Injection	ARP, CSNOX, CSOSG2E, CSSO2G1, MATS
MI	J H Campbell	1710	1	7/7/2025	1	0	Coal	Tangentially-fired	Dry Sorbent Injection	Low NOx Burner Technology w/ Closed-coupled/Separated OFA	Baghouse	Halogenated PAC Sorbent Injection	ARP, CSNOX, CSOSG2E, CSSO2G1, MATS
MI	J H Campbell	1710	1	7/7/2025	2	0	Coal	Tangentially-fired	Dry Sorbent Injection	Low NOx Burner Technology w/ Closed-coupled/Separated OFA	Baghouse	Halogenated PAC Sorbent Injection	ARP, CSNOX, CSOSG2E, CSSO2G1, MATS
MI	J H Campbell	1710	1	7/7/2025	3	0	Coal	Tangentially-fired	Dry Sorbent Injection	Low NOx Burner Technology w/ Closed-coupled/Separated OFA	Baghouse	Halogenated PAC Sorbent Injection	ARP, CSNOX, CSOSG2E, CSSO2G1, MATS
MI	J H Campbell	1710	1	7/7/2025	4	0	Coal	Tangentially-fired	Dry Sorbent Injection	Low NOx Burner Technology w/ Closed-coupled/Separated OFA	Baghouse	Halogenated PAC Sorbent Injection	ARP, CSNOX, CSOSG2E, CSSO2G1, MATS
MI	J H Campbell	1710	1	7/7/2025	5	0	Coal	Tangentially-fired	Dry Sorbent Injection	Low NOx Burner Technology w/ Closed-coupled/Separated OFA	Baghouse	Halogenated PAC Sorbent Injection	ARP, CSNOX, CSOSG2E, CSSO2G1, MATS
MI	J H Campbell	1710	1	7/7/2025	6	0	Coal	Tangentially-fired	Dry Sorbent Injection	Low NOx Burner Technology w/ Closed-coupled/Separated OFA	Baghouse	Halogenated PAC Sorbent Injection	ARP, CSNOX, CSOSG2E, CSSO2G1, MATS
MI	J H Campbell	1710	1	7/7/2025	7	0	Coal	Tangentially-fired	Dry Sorbent Injection	Low NOx Burner Technology w/ Closed-coupled/Separated OFA	Baghouse	Halogenated PAC Sorbent Injection	ARP, CSNOX, CSOSG2E, CSSO2G1, MATS
MI	J H Campbell	1710	1	7/7/2025	8	0	Coal	Tangentially-fired	Dry Sorbent Injection	Low NOx Burner Technology w/ Closed-coupled/Separated OFA	Baghouse	Halogenated PAC Sorbent Injection	ARP, CSNOX, CSOSG2E, CSSO2G1, MATS
MI	J H Campbell	1710	1	7/7/2025	9	0	Coal	Tangentially-fired	Dry Sorbent Injection	Low NOx Burner Technology w/ Closed-coupled/Separated OFA	Baghouse	Halogenated PAC Sorbent Injection	ARP, CSNOX, CSOSG2E, CSSO2G1, MATS
MI	J H Campbell	1710	1	7/7/2025	10	0	Coal	Tangentially-fired	Dry Sorbent Injection	Low NOx Burner Technology w/ Closed-coupled/Separated OFA	Baghouse	Halogenated PAC Sorbent Injection	ARP, CSNOX, CSOSG2E, CSSO2G1, MATS
MI	J H Campbell	1710	1	7/7/2025	11	0	Coal	Tangentially-fired	Dry Sorbent Injection	Low NOx Burner Technology w/ Closed-coupled/Separated OFA	Baghouse	Halogenated PAC Sorbent Injection	ARP, CSNOX, CSOSG2E, CSSO2G1, MATS
MI	J H Campbell	1710	1	7/7/2025	12	0	Coal	Tangentially-fired	Dry Sorbent Injection	Low NOx Burner Technology w/ Closed-coupled/Separated OFA	Baghouse	Halogenated PAC Sorbent Injection	ARP, CSNOX, CSOSG2E, CSSO2G1, MATS
MI	J H Campbell	1710	1	7/7/2025	13	0	Coal	Tangentially-fired	Dry Sorbent Injection	Low NOx Burner Technology w/ Closed-coupled/Separated OFA	Baghouse	Halogenated PAC Sorbent Injection	ARP, CSNOX, CSOSG2E, CSSO2G1, MATS
MI	J H Campbell	1710	1	7/7/2025	14	0	Coal	Tangentially-fired	Dry Sorbent Injection	Low NOx Burner Technology w/ Closed-coupled/Separated OFA	Baghouse	Halogenated PAC Sorbent Injection	ARP, CSNOX, CSOSG2E, CSSO2G1, MATS
MI	J H Campbell	1710	1	7/7/2025	15	0	Coal	Tangentially-fired	Dry Sorbent Injection	Low NOx Burner Technology w/ Closed-coupled/Separated OFA	Baghouse	Halogenated PAC Sorbent Injection	ARP, CSNOX, CSOSG2E, CSSO2G1, MATS
MI	J H Campbell	1710	1	7/7/2025	16	0	Coal	Tangentially-fired	Dry Sorbent Injection	Low NOx Burner Technology w/ Closed-coupled/Separated OFA	Baghouse	Halogenated PAC Sorbent Injection	ARP, CSNOX, CSOSG2E, CSSO2G1, MATS
MI	J H Campbell	1710	1	7/7/2025	17	0	Coal	Tangentially-fired	Dry Sorbent Injection	Low NOx Burner Technology w/ Closed-coupled/Separated OFA	Baghouse	Halogenated PAC Sorbent Injection	ARP, CSNOX, CSOSG2E, CSSO2G1, MATS
MI	J H Campbell	1710	1	7/7/2025	18	0	Coal	Tangentially-fired	Dry Sorbent Injection	Low NOx Burner Technology w/ Closed-coupled/Separated OFA	Baghouse	Halogenated PAC Sorbent Injection	ARP, CSNOX, CSOSG2E, CSSO2G1, MATS
MI	J H Campbell	1710	1	7/7/2025	19	0	Coal	Tangentially-fired	Dry Sorbent Injection	Low NOx Burner Technology w/ Closed-coupled/Separated OFA	Baghouse	Halogenated PAC Sorbent Injection	ARP, CSNOX, CSOSG2E, CSSO2G1, MATS
MI	J H Campbell	1710	1	7/7/2025	20	0	Coal	Tangentially-fired	Dry Sorbent Injection	Low NOx Burner Technology w/ Closed-coupled/Separated OFA	Baghouse	Halogenated PAC Sorbent Injection	ARP, CSNOX, CSOSG2E, CSSO2G1, MATS
MI	J H Campbell	1710	1	7/7/2025	21	0	Coal	Tangentially-fired	Dry Sorbent Injection	Low NOx Burner Technology w/ Closed-coupled/Separated OFA	Baghouse	Halogenated PAC Sorbent Injection	ARP, CSNOX, CSOSG2E, CSSO2G1, MATS
MI	J H Campbell	1710	1	7/7/2025	22	0	Coal	Tangentially-fired	Dry Sorbent Injection	Low NOx Burner Technology w/ Closed-coupled/Separated OFA	Baghouse	Halogenated PAC Sorbent Injection	ARP, CSNOX, CSOSG2E, CSSO2G1, MATS
MI	J H Campbell	1710	1	7/7/2025	23	0	Coal	Tangentially-fired	Dry Sorbent Injection	Low NOx Burner Technology w/ Closed-coupled/Separated OFA	Baghouse	Halogenated PAC Sorbent Injection	ARP, CSNOX, CSOSG2E, CSSO2G1, MATS
MI	J H Campbell	1710	1	7/8/2025	0	0	Coal	Tangentially-fired	Dry Sorbent Injection	Low NOx Burner Technology w/ Closed-coupled/Separated OFA	Baghouse	Halogenated PAC Sorbent Injection	ARP, CSNOX, CSOSG2E, CSSO2G1, MATS
MI	J H Campbell	1710	1	7/8/2025	1	0	Coal	Tangentially-fired	Dry Sorbent Injection	Low NOx Burner Technology w/ Closed-coupled/Separated OFA	Baghouse	Halogenated PAC Sorbent Injection	ARP, CSNOX, CSOSG2E, CSSO2G1, MATS
MI	J H Campbell	1710	1	7/8/2025	2	0	Coal	Tangentially-fired	Dry Sorbent Injection	Low NOx Burner Technology w/ Closed-coupled/Separated OFA	Baghouse	Halogenated PAC Sorbent Injection	ARP, CSNOX, CSOSG2E, CSSO2G1, MATS
MI	J H Campbell	1710	1	7/8/2025	3	0	Coal	Tangentially-fired	Dry Sorbent Injection	Low NOx Burner Technology w/ Closed-coupled/Separated OFA	Baghouse	Halogenated PAC Sorbent Injection	ARP, CSNOX, CSOSG2E, CSSO2G1, MATS
MI	J H Campbell	1710	1	7/8/2025	4	0	Coal	Tangentially-fired	Dry Sorbent Injection	Low NOx Burner Technology w/ Closed-coupled/Separated OFA	Baghouse	Halogenated PAC Sorbent Injection	ARP, CSNOX, CSOSG2E, CSSO2G1, MATS
MI	J H Campbell	1710	1	7/8/2025	5	0	Coal	Tangentially-fired	Dry Sorbent Injection	Low NOx Burner Technology w/ Closed-coupled/Separated OFA	Baghouse	Halogenated PAC Sorbent Injection	ARP, CSNOX, CSOSG2E, CSSO2G1, MATS
MI	J H Campbell	1710	1	7/8/2025	6	0	Coal	Tangentially-fired	Dry Sorbent Injection	Low NOx Burner Technology w/ Closed-coupled/Separated OFA	Baghouse	Halogenated PAC Sorbent Injection	ARP, CSNOX, CSOSG2E, CSSO2G1, MATS
MI	J H Campbell	1710	1	7/8/2025	7	0	Coal	Tangentially-fired	Dry Sorbent Injection	Low NOx Burner Technology w/ Closed-coupled/Separated OFA	Baghouse	Halogenated PAC Sorbent Injection	ARP, CSNOX, CSOSG2E, CSSO2G1, MATS
MI	J H Campbell	1710	1	7/8/2025	8	0	Coal	Tangentially-fired	Dry Sorbent Injection	Low NOx Burner Technology w/ Closed-coupled/Separated OFA	Baghouse	Halogenated PAC Sorbent Injection	ARP, CSNOX, CSOSG2E, CSSO2G1, MATS
MI	J H Campbell	1710	1	7/8/2025	9	0	Coal	Tangentially-fired	Dry Sorbent Injection	Low NOx Burner Technology w/ Closed-coupled/Separated OFA	Baghouse	Halogenated PAC Sorbent Injection	ARP, CSNOX, CSOSG2E, CSSO2G1, MATS
MI	J H Campbell	1710	1	7/8/2025	10	0	Coal	Tangentially-fired	Dry Sorbent Injection	Low NOx Burner Technology w/ Closed-coupled/Separated OFA	Baghouse	Halogenated PAC Sorbent Injection	ARP, CSNOX, CSOSG2E, CSSO2G1, MATS
MI	J H Campbell	1710	1	7/8/2025	11	0	Coal	Tangentially-fired	Dry Sorbent Injection	Low NOx Burner Technology w/ Closed-coupled/Separated OFA	Baghouse	Halogenated PAC Sorbent Injection	ARP, CSNOX, CSOSG2E, CSSO2G1, MATS
MI	J H Campbell	1710	1	7/8/2025	12	0	Coal	Tangentially-fired	Dry Sorbent Injection	Low NOx Burner Technology w/ Closed-coupled/Separated OFA	Baghouse	Halogenated PAC Sorbent Injection	ARP, CSNOX, CSOSG2E, CSSO2G1, MATS
MI	J H Campbell	1710	1	7/8/2025	13	0	Coal	Tangentially-fired	Dry Sorbent Injection	Low NOx Burner Technology w/ Closed-coupled/Separated OFA	Baghouse	Halogenated PAC Sorbent Injection	ARP, CSNOX, CSOSG2E, CSSO2G1, MATS
MI	J H Campbell	1710	1	7/8/2025	14	0	Coal	Tangentially-fired	Dry Sorbent Injection	Low NOx Burner Technology w/ Closed-coupled/Separated OFA	Baghouse	Halogenated PAC Sorbent Injection	ARP, CSNOX, CSOSG2E, CSSO2G1, MATS
MI	J H Campbell	1710	1	7/8/2025	15	0	Coal	Tangentially-fired	Dry Sorbent Injection	Low NOx Burner Technology w/ Closed-coupled/Separated OFA	Baghouse	Halogenated PAC Sorbent Injection	ARP, CSNOX, CSOSG2E, CSSO2G1, MATS
MI	J H Campbell	1710	1	7/8/2025	16	0	Coal	Tangentially-fired	Dry Sorbent Injection	Low NOx Burner Technology w/ Closed-coupled/Separated OFA	Baghouse	Halogenated PAC Sorbent Injection	ARP, CSNOX, CSOSG2E, CSSO2G1, MATS
MI	J H Campbell	1710	1	7/8/2025	17	0	Coal	Tangentially-fired	Dry Sorbent Injection	Low NOx Burner Technology w/ Closed-coupled/Separated OFA	Baghouse	Halogenated PAC Sorbent Injection	ARP, CSNOX, CSOSG2E, CSSO2G1, MATS
MI	J H Campbell	1710	1	7/8/2025	18	0	Coal	Tangentially-fired	Dry Sorbent Injection	Low NOx Burner Technology w/ Closed-coupled/Separated OFA	Baghouse	Halogenated PAC Sorbent Injection	ARP, CSNOX, CSOSG2E, CSSO2G1, MATS
MI	J H Campbell	1710	1	7/8/2025	19	0	Coal	Tangentially-fired	Dry Sorbent Injection	Low NOx Burner Technology w/ Closed-coupled/Separated OFA	Baghouse	Halogenated PAC Sorbent Injection	ARP, CSNOX, CSOSG2E, CSSO2G1, MATS
MI	J H Campbell	1710	1	7/8/2025	20	0	Coal	Tangentially-fired	Dry Sorbent Injection	Low NOx Burner Technology w/ Closed-coupled/Separated OFA	Baghouse	Halogenated PAC Sorbent Injection	ARP, CSNOX, CSOSG2E, CSSO2G1, MATS
MI	J H Campbell	1710	1	7/8/2025	21	0	Coal	Tangentially-fired	Dry Sorbent Injection	Low NOx Burner Technology w/ Closed-coupled/Separated OFA	Baghouse	Halogenated PAC Sorbent Injection	ARP, CSNOX, CSOSG2E, CSSO2G1, MATS
MI	J H Campbell	1710	1	7/8/2025	22	0	Coal	Tangentially-fired	Dry Sorbent Injection	Low NOx Burner Technology w/ Closed-coupled/Separated OFA	Baghouse	Halogenated PAC Sorbent Injection	ARP, CSNOX, CSOSG2E, CSSO2G1, MATS
MI	J H Campbell	1710	1	7/8/2025	23	0	Coal	Tangentially-fired	Dry Sorbent Injection	Low NOx Burner Technology w/ Closed-coupled/Separated OFA	Baghouse	Halogenated PAC Sorbent Injection	ARP, CSNOX, CSOSG2E, CSSO2G1, MATS
MI	J H Campbell	1710	1	7/9/2025	0	0	Coal	Tangentially-fired	Dry Sorbent Injection	Low NOx Burner Technology w/ Closed-coupled/Separated OFA	Baghouse	Halogenated PAC Sorbent Injection	ARP, CSNOX, CSOSG2E, CSSO2G1, MATS
MI	J H Campbell	1710	1	7/9/2025	1	0	Coal	Tangentially-fired	Dry Sorbent Injection	Low NOx Burner Technology w/ Closed-coupled/Separated OFA	Baghouse	Halogenated PAC Sorbent Injection	ARP, CSNOX, CSOSG2E, CSSO2G1, MATS
MI	J H Campbell	1710	1	7/9/2025	2	0	Coal	Tangentially-fired	Dry Sorbent Injection	Low NOx Burner Technology w/ Closed-coupled/Separated OFA	Baghouse	Halogenated PAC Sorbent Injection	ARP, CSNOX, CSOSG2E, CSSO2G1, MATS
MI	J H Campbell	1710	1	7/9/2025	3	0	Coal	Tangentially-fired	Dry Sorbent Injection	Low NOx Burner Technology w/ Closed-coupled/Separated OFA	Baghouse	Halogenated PAC Sorbent Injection	ARP, CSNOX, CSOSG2E, CSSO2G1, MATS
MI	J H Campbell	1710	1	7/9/2025	4	0	Coal	Tangentially-fired	Dry Sorbent Injection	Low NOx Burner Technology w/ Closed-coupled/Separated OFA	Baghouse	Halogenated PAC Sorbent Injection	ARP, CSNOX, CSOSG2E, CSSO2G1, MATS
MI	J H Campbell	1710	1	7/9/2025	5	0	Coal	Tangentially-fired	Dry Sorbent Injection	Low NOx Burner Technology w/ Closed-coupled/Separated OFA	Baghouse	Halogenated PAC Sorbent Injection	ARP, CSNOX, CSOSG2E, CSSO2G1, MATS
MI	J H Campbell	1710	1	7/9/2025	6	0	Coal	Tangentially-fired	Dry Sorbent Injection	Low NOx Burner Technology w/ Closed-coupled/Separated OFA	Baghouse	Halogenated PAC Sorbent Injection	ARP, CSNOX, CSOSG2E, CSSO2G1, MATS
MI	J H Campbell	1710	1	7/9/2025	7	0	Coal	Tangentially-fired	Dry Sorbent Injection	Low NOx Burner Technology w/ Closed-coupled/Separated OFA	Baghouse	Halogenated PAC Sorbent Injection	ARP, CSNOX, CSOSG2E, CSSO2G1, MATS
MI	J H Campbell	1710	1	7/9/2025	8	0	Coal	Tangentially-fired	Dry Sorbent Injection	Low NOx Burner Technology w/ Closed-coupled/Separated OFA	Baghouse	Halogenated PAC Sorbent Injection	ARP, CSNOX, CSOSG2E, CSSO2G1, MATS
MI	J H Campbell	1710	1	7/9/2025	9	0	Coal	Tangentially-fired	Dry Sorbent Injection	Low NOx Burner Technology w/ Closed-coupled/Separated OFA	Baghouse	Halogenated PAC Sorbent Injection	ARP, CSNOX, CSOSG2E, CSSO2G1, MATS
MI	J H Campbell	1710	1	7/9/2025	10	0	Coal	Tangentially-fired	Dry Sorbent Injection	Low NOx Burner Technology w/ Closed-coupled/Separated OFA	Baghouse	Halogenated PAC Sorbent Injection	ARP, CSNOX, CSOSG2E, CSSO2G1, MATS
MI	J H Campbell	1710	1	7/9/2025	11	0	Coal	Tangentially-fired	Dry Sorbent Injection	Low NOx Burner Technology w/ Closed-coupled/Separated OFA	Baghouse	Halogenated PAC Sorbent Injection	ARP, CSNOX, CSOSG2E, CSSO2G1, MATS
MI	J H Campbell	1710	1	7/9/2025	12	0	Coal	Tangentially-fired	Dry Sorbent Injection	Low NOx Burner Technology w/ Closed-coupled/Separated OFA	Baghouse	Halogenated PAC Sorbent Injection	ARP, CSNOX, CSOSG2E, CSSO2G1, MATS
MI	J H Campbell	1710	1	7/9/2025	13	0	Coal	Tangentially-fired	Dry Sorbent Injection	Low NOx Burner Technology w/ Closed-coupled/Separated OFA	Baghouse	Halogenated PAC Sorbent Injection	ARP, CSNOX, CSOSG2E, CSSO2G1, MATS
MI	J H Campbell	1710	1	7/9/2025	14	0	Coal	Tangentially-fired	Dry Sorbent Injection	Low NOx Burner Technology w/ Closed-coupled/Separated OFA	Baghouse	Halogenated PAC Sorbent Injection	ARP, CSNOX, CSOSG2E, CSSO2G1, MATS
MI	J H Campbell	1710	1	7/9/2025	15	0	Coal	Tangentially-fired	Dry Sorbent Injection	Low NOx Burner Technology w/ Closed-coupled/Separated OFA	Baghouse	Halogenated PAC Sorbent Injection	ARP, CSNOX, CSOSG2E, CSSO2G1, MATS
MI	J H Campbell	1710	1	7/9/2025	16	0	Coal	Tangentially-fired	Dry Sorbent Injection	Low NOx Burner Technology w/ Closed-coupled/Separated OFA	Baghouse	Halogenated PAC Sorbent Injection	ARP, CSNOX, CSOSG2E, CSSO2G1, MATS
MI	J H Campbell	1710	1	7/9/2025	17	0	Coal	Tangentially-fired	Dry Sorbent Injection	Low NOx Burner Technology w/ Closed-coupled/Separated OFA	Baghouse	Halogenated PAC Sorbent Injection	ARP, CSNOX, CSOSG2E, CSSO2G1, MATS
MI	J H Campbell	1710	1	7/9/2025	18	0	Coal	Tangentially-fired	Dry Sorbent Injection	Low NOx Burner Technology w/ Closed-coupled/Separated OFA	Baghouse	Halogenated PAC Sorbent Injection	ARP, CSNOX, CSOSG2E, CSSO2G1, MATS
MI	J H Campbell	1710	1	7/9/2025	19	0	Coal	Tangentially-fired	Dry Sorbent Injection	Low NOx Burner Technology w/ Closed-coupled/Separated OFA	Baghouse	Halogenated PAC Sorbent Injection	ARP, CSNOX, CSOSG2E, CSSO2G1, MATS
MI	J H Campbell	1710	1	7/9/2025	20	0	Coal	Tangentially-fired	Dry Sorbent Injection	Low NOx Burner Technology w/ Closed-coupled/Separated OFA	Baghouse	Halogenated PAC Sorbent Injection	ARP, CSNOX, CSOSG2E, CSSO2G1, MATS
MI	J H Campbell	1710	1	7/9/2025	21	0	Coal	Tangentially-fired	Dry Sorbent Injection	Low NOx Burner Technology w/ Closed-coupled/Separated OFA	Baghouse	Halogenated PAC Sorbent Injection	ARP, CSNOX, CSOSG2E, CSSO2G1, MATS
MI	J H Campbell	1710	1	7/9/2025	22	0	Coal	Tangentially-fired	Dry Sorbent Injection	Low NOx Burner Technology w/ Closed-coupled/Separated OFA	Baghouse	Halogenated PAC Sorbent Injection	ARP, CSNOX, CSOSG2E, CSSO2G1, MATS
MI	J H Campbell	1710	1	7/9/2025	23	0	Coal	Tangentially-fired	Dry Sorbent Injection	Low NOx Burner Technology w/ Closed-coupled/Separated OFA	Baghouse	Halogenated PAC Sorbent Injection	ARP, CSNOX, CSOSG2E, CSSO2G1, MATS
MI	J H Campbell	1710	1	########	0	0	Coal	Tangentially-fired	Dry Sorbent Injection	Low NOx Burner Technology w/ Closed-coupled/Separated OFA	Baghouse	Halogenated PAC Sorbent Injection	ARP, CSNOX, CSOSG2E, CSSO2G1, MATS
MI	J H Campbell	1710	1	########	1	0	Coal	Tangentially-fired	Dry Sorbent Injection	Low NOx Burner Technology w/ Closed-coupled/Separated OFA	Baghouse	Halogenated PAC Sorbent Injection	ARP, CSNOX, CSOSG2E, CSSO2G1, MATS
MI	J H Campbell	1710	1	########	2	0	Coal	Tangentially-fired	Dry Sorbent Injection	Low NOx Burner Technology w/ Closed-coupled/Separated OFA	Baghouse	Halogenated PAC Sorbent Injection	ARP, CSNOX, CSOSG2E, CSSO2G1, MATS
MI	J H Campbell	1

MI	J H Campbell	1710	1	########	12	0	Coal	Tangentially-fired	Dry Sorbent Injection	Low NOx Burner Technology w/ Closed-coupled/Separated OFA	Baghouse	Halogenated PAC Sorbent Injection	ARP, CSNOX, CSOSG2E, CSSO2G1, MATS
MI	J H Campbell	1710	1	########	13	0	Coal	Tangentially-fired	Dry Sorbent Injection	Low NOx Burner Technology w/ Closed-coupled/Separated OFA	Baghouse	Halogenated PAC Sorbent Injection	ARP, CSNOX, CSOSG2E, CSSO2G1, MATS
MI	J H Campbell	1710	1	########	14	0	Coal	Tangentially-fired	Dry Sorbent Injection	Low NOx Burner Technology w/ Closed-coupled/Separated OFA	Baghouse	Halogenated PAC Sorbent Injection	ARP, CSNOX, CSOSG2E, CSSO2G1, MATS
MI	J H Campbell	1710	1	########	15	0	Coal	Tangentially-fired	Dry Sorbent Injection	Low NOx Burner Technology w/ Closed-coupled/Separated OFA	Baghouse	Halogenated PAC Sorbent Injection	ARP, CSNOX, CSOSG2E, CSSO2G1, MATS
MI	J H Campbell	1710	1	########	16	0	Coal	Tangentially-fired	Dry Sorbent Injection	Low NOx Burner Technology w/ Closed-coupled/Separated OFA	Baghouse	Halogenated PAC Sorbent Injection	ARP, CSNOX, CSOSG2E, CSSO2G1, MATS
MI	J H Campbell	1710	1	########	17	0	Coal	Tangentially-fired	Dry Sorbent Injection	Low NOx Burner Technology w/ Closed-coupled/Separated OFA	Baghouse	Halogenated PAC Sorbent Injection	ARP, CSNOX, CSOSG2E, CSSO2G1, MATS
MI	J H Campbell	1710	1	########	18	0	Coal	Tangentially-fired	Dry Sorbent Injection	Low NOx Burner Technology w/ Closed-coupled/Separated OFA	Baghouse	Halogenated PAC Sorbent Injection	ARP, CSNOX, CSOSG2E, CSSO2G1, MATS
MI	J H Campbell	1710	1	########	19	0	Coal	Tangentially-fired	Dry Sorbent Injection	Low NOx Burner Technology w/ Closed-coupled/Separated OFA	Baghouse	Halogenated PAC Sorbent Injection	ARP, CSNOX, CSOSG2E, CSSO2G1, MATS
MI	J H Campbell	1710	1	########	20	0	Coal	Tangentially-fired	Dry Sorbent Injection	Low NOx Burner Technology w/ Closed-coupled/Separated OFA	Baghouse	Halogenated PAC Sorbent Injection	ARP, CSNOX, CSOSG2E, CSSO2G1, MATS
MI	J H Campbell	1710	1	########	21	0	Coal	Tangentially-fired	Dry Sorbent Injection	Low NOx Burner Technology w/ Closed-coupled/Separated OFA	Baghouse	Halogenated PAC Sorbent Injection	ARP, CSNOX, CSOSG2E, CSSO2G1, MATS
MI	J H Campbell	1710	1	########	22	0	Coal	Tangentially-fired	Dry Sorbent Injection	Low NOx Burner Technology w/ Closed-coupled/Separated OFA	Baghouse	Halogenated PAC Sorbent Injection	ARP, CSNOX, CSOSG2E, CSSO2G1, MATS
MI	J H Campbell	1710	1	########	23	0	Coal	Tangentially-fired	Dry Sorbent Injection	Low NOx Burner Technology w/ Closed-coupled/Separated OFA	Baghouse	Halogenated PAC Sorbent Injection	ARP, CSNOX, CSOSG2E, CSSO2G1, MATS
MI	J H Campbell	1710	1	########	0	0	Coal	Tangentially-fired	Dry Sorbent Injection	Low NOx Burner Technology w/ Closed-coupled/Separated OFA	Baghouse	Halogenated PAC Sorbent Injection	ARP, CSNOX, CSOSG2E, CSSO2G1, MATS
MI	J H Campbell	1710	1	########	1	0	Coal	Tangentially-fired	Dry Sorbent Injection	Low NOx Burner Technology w/ Closed-coupled/Separated OFA	Baghouse	Halogenated PAC Sorbent Injection	ARP, CSNOX, CSOSG2E, CSSO2G1, MATS
MI	J H Campbell	1710	1	########	2	0	Coal	Tangentially-fired	Dry Sorbent Injection	Low NOx Burner Technology w/ Closed-coupled/Separated OFA	Baghouse	Halogenated PAC Sorbent Injection	ARP, CSNOX, CSOSG2E, CSSO2G1, MATS
MI	J H Campbell	1710	1	########	3	0	Coal	Tangentially-fired	Dry Sorbent Injection	Low NOx Burner Technology w/ Closed-coupled/Separated OFA	Baghouse	Halogenated PAC Sorbent Injection	ARP, CSNOX, CSOSG2E, CSSO2G1, MATS
MI	J H Campbell	1710	1	########	4	0	Coal	Tangentially-fired	Dry Sorbent Injection	Low NOx Burner Technology w/ Closed-coupled/Separated OFA	Baghouse	Halogenated PAC Sorbent Injection	ARP, CSNOX, CSOSG2E, CSSO2G1, MATS
MI	J H Campbell	1710	1	########	5	0	Coal	Tangentially-fired	Dry Sorbent Injection	Low NOx Burner Technology w/ Closed-coupled/Separated OFA	Baghouse	Halogenated PAC Sorbent Injection	ARP, CSNOX, CSOSG2E, CSSO2G1, MATS
MI	J H Campbell	1710	1	########	6	0	Coal	Tangentially-fired	Dry Sorbent Injection	Low NOx Burner Technology w/ Closed-coupled/Separated OFA	Baghouse	Halogenated PAC Sorbent Injection	ARP, CSNOX, CSOSG2E, CSSO2G1, MATS
MI	J H Campbell	1710	1	########	7	0	Coal	Tangentially-fired	Dry Sorbent Injection	Low NOx Burner Technology w/ Closed-coupled/Separated OFA	Baghouse	Halogenated PAC Sorbent Injection	ARP, CSNOX, CSOSG2E, CSSO2G1, MATS
MI	J H Campbell	1710	1	########	8	0	Coal	Tangentially-fired	Dry Sorbent Injection	Low NOx Burner Technology w/ Closed-coupled/Separated OFA	Baghouse	Halogenated PAC Sorbent Injection	ARP, CSNOX, CSOSG2E, CSSO2G1, MATS
MI	J H Campbell	1710	1	########	9	0	Coal	Tangentially-fired	Dry Sorbent Injection	Low NOx Burner Technology w/ Closed-coupled/Separated OFA	Baghouse	Halogenated PAC Sorbent Injection	ARP, CSNOX, CSOSG2E, CSSO2G1, MATS
MI	J H Campbell	1710	1	########	10	0	Coal	Tangentially-fired	Dry Sorbent Injection	Low NOx Burner Technology w/ Closed-coupled/Separated OFA	Baghouse	Halogenated PAC Sorbent Injection	ARP, CSNOX, CSOSG2E, CSSO2G1, MATS
MI	J H Campbell	1710	1	########	11	0	Coal	Tangentially-fired	Dry Sorbent Injection	Low NOx Burner Technology w/ Closed-coupled/Separated OFA	Baghouse	Halogenated PAC Sorbent Injection	ARP, CSNOX, CSOSG2E, CSSO2G1, MATS
MI	J H Campbell	1710	1	########	12	0	Coal	Tangentially-fired	Dry Sorbent Injection	Low NOx Burner Technology w/ Closed-coupled/Separated OFA	Baghouse	Halogenated PAC Sorbent Injection	ARP, CSNOX, CSOSG2E, CSSO2G1, MATS
MI	J H Campbell	1710	1	########	13	0	Coal	Tangentially-fired	Dry Sorbent Injection	Low NOx Burner Technology w/ Closed-coupled/Separated OFA	Baghouse	Halogenated PAC Sorbent Injection	ARP, CSNOX, CSOSG2E, CSSO2G1, MATS
MI	J H Campbell	1710	1	########	14	0	Coal	Tangentially-fired	Dry Sorbent Injection	Low NOx Burner Technology w/ Closed-coupled/Separated OFA	Baghouse	Halogenated PAC Sorbent Injection	ARP, CSNOX, CSOSG2E, CSSO2G1, MATS
MI	J H Campbell	1710	1	########	15	0	Coal	Tangentially-fired	Dry Sorbent Injection	Low NOx Burner Technology w/ Closed-coupled/Separated OFA	Baghouse	Halogenated PAC Sorbent Injection	ARP, CSNOX, CSOSG2E, CSSO2G1, MATS
MI	J H Campbell	1710	1	########	16	0	Coal	Tangentially-fired	Dry Sorbent Injection	Low NOx Burner Technology w/ Closed-coupled/Separated OFA	Baghouse	Halogenated PAC Sorbent Injection	ARP, CSNOX, CSOSG2E, CSSO2G1, MATS
MI	J H Campbell	1710	1	########	17	0	Coal	Tangentially-fired	Dry Sorbent Injection	Low NOx Burner Technology w/ Closed-coupled/Separated OFA	Baghouse	Halogenated PAC Sorbent Injection	ARP, CSNOX, CSOSG2E, CSSO2G1, MATS
MI	J H Campbell	1710	1	########	18	0	Coal	Tangentially-fired	Dry Sorbent Injection	Low NOx Burner Technology w/ Closed-coupled/Separated OFA	Baghouse	Halogenated PAC Sorbent Injection	ARP, CSNOX, CSOSG2E, CSSO2G1, MATS
MI	J H Campbell	1710	1	########	19	0	Coal	Tangentially-fired	Dry Sorbent Injection	Low NOx Burner Technology w/ Closed-coupled/Separated OFA	Baghouse	Halogenated PAC Sorbent Injection	ARP, CSNOX, CSOSG2E, CSSO2G1, MATS
MI	J H Campbell	1710	1	########	20	0	Coal	Tangentially-fired	Dry Sorbent Injection	Low NOx Burner Technology w/ Closed-coupled/Separated OFA	Baghouse	Halogenated PAC Sorbent Injection	ARP, CSNOX, CSOSG2E, CSSO2G1, MATS
MI	J H Campbell	1710	1	########	21	0	Coal	Tangentially-fired	Dry Sorbent Injection	Low NOx Burner Technology w/ Closed-coupled/Separated OFA	Baghouse	Halogenated PAC Sorbent Injection	ARP, CSNOX, CSOSG2E, CSSO2G1, MATS
MI	J H Campbell	1710	1	########	22	0	Coal	Tangentially-fired	Dry Sorbent Injection	Low NOx Burner Technology w/ Closed-coupled/Separated OFA	Baghouse	Halogenated PAC Sorbent Injection	ARP, CSNOX, CSOSG2E, CSSO2G1, MATS
MI	J H Campbell	1710	1	########	23	0	Coal	Tangentially-fired	Dry Sorbent Injection	Low NOx Burner Technology w/ Closed-coupled/Separated OFA	Baghouse	Halogenated PAC Sorbent Injection	ARP, CSNOX, CSOSG2E, CSSO2G1, MATS
MI	J H Campbell	1710	1	########	0	0	Coal	Tangentially-fired	Dry Sorbent Injection	Low NOx Burner Technology w/ Closed-coupled/Separated OFA	Baghouse	Halogenated PAC Sorbent Injection	ARP, CSNOX, CSOSG2E, CSSO2G1, MATS
MI	J H Campbell	1710	1	########	1	0	Coal	Tangentially-fired	Dry Sorbent Injection	Low NOx Burner Technology w/ Closed-coupled/Separated OFA	Baghouse	Halogenated PAC Sorbent Injection	ARP, CSNOX, CSOSG2E, CSSO2G1, MATS
MI	J H Campbell	1710	1	########	2	0	Coal	Tangentially-fired	Dry Sorbent Injection	Low NOx Burner Technology w/ Closed-coupled/Separated OFA	Baghouse	Halogenated PAC Sorbent Injection	ARP, CSNOX, CSOSG2E, CSSO2G1, MATS
MI	J H Campbell	1710	1	########	3	0	Coal	Tangentially-fired	Dry Sorbent Injection	Low NOx Burner Technology w/ Closed-coupled/Separated OFA	Baghouse	Halogenated PAC Sorbent Injection	ARP, CSNOX, CSOSG2E, CSSO2G1, MATS
MI	J H Campbell	1710	1	########	4	0	Coal	Tangentially-fired	Dry Sorbent Injection	Low NOx Burner Technology w/ Closed-coupled/Separated OFA	Baghouse	Halogenated PAC Sorbent Injection	ARP, CSNOX, CSOSG2E, CSSO2G1, MATS
MI	J H Campbell	1710	1	########	5	0	Coal	Tangentially-fired	Dry Sorbent Injection	Low NOx Burner Technology w/ Closed-coupled/Separated OFA	Baghouse	Halogenated PAC Sorbent Injection	ARP, CSNOX, CSOSG2E, CSSO2G1, MATS
MI	J H Campbell	1710	1	########	6	0	Coal	Tangentially-fired	Dry Sorbent Injection	Low NOx Burner Technology w/ Closed-coupled/Separated OFA	Baghouse	Halogenated PAC Sorbent Injection	ARP, CSNOX, CSOSG2E, CSSO2G1, MATS
MI	J H Campbell	1710	1	########	7	0	Coal	Tangentially-fired	Dry Sorbent Injection	Low NOx Burner Technology w/ Closed-coupled/Separated OFA	Baghouse	Halogenated PAC Sorbent Injection	ARP, CSNOX, CSOSG2E, CSSO2G1, MATS
MI	J H Campbell	1710	1	########	8	0	Coal	Tangentially-fired	Dry Sorbent Injection	Low NOx Burner Technology w/ Closed-coupled/Separated OFA	Baghouse	Halogenated PAC Sorbent Injection	ARP, CSNOX, CSOSG2E, CSSO2G1, MATS
MI	J H Campbell	1710	1	########	9	0	Coal	Tangentially-fired	Dry Sorbent Injection	Low NOx Burner Technology w/ Closed-coupled/Separated OFA	Baghouse	Halogenated PAC Sorbent Injection	ARP, CSNOX, CSOSG2E, CSSO2G1, MATS
MI	J H Campbell	1710	1	########	10	0	Coal	Tangentially-fired	Dry Sorbent Injection	Low NOx Burner Technology w/ Closed-coupled/Separated OFA	Baghouse	Halogenated PAC Sorbent Injection	ARP, CSNOX, CSOSG2E, CSSO2G1, MATS
MI	J H Campbell	1710	1	########	11	0	Coal	Tangentially-fired	Dry Sorbent Injection	Low NOx Burner Technology w/ Closed-coupled/Separated OFA	Baghouse	Halogenated PAC Sorbent Injection	ARP, CSNOX, CSOSG2E, CSSO2G1, MATS
MI	J H Campbell	1710	1	########	12	0	Coal	Tangentially-fired	Dry Sorbent Injection	Low NOx Burner Technology w/ Closed-coupled/Separated OFA	Baghouse	Halogenated PAC Sorbent Injection	ARP, CSNOX, CSOSG2E, CSSO2G1, MATS
MI	J H Campbell	1710	1	########	13	0	Coal	Tangentially-fired	Dry Sorbent Injection	Low NOx Burner Technology w/ Closed-coupled/Separated OFA	Baghouse	Halogenated PAC Sorbent Injection	ARP, CSNOX, CSOSG2E, CSSO2G1, MATS
MI	J H Campbell	1710	1	########	14	0	Coal	Tangentially-fired	Dry Sorbent Injection	Low NOx Burner Technology w/ Closed-coupled/Separated OFA	Baghouse	Halogenated PAC Sorbent Injection	ARP, CSNOX, CSOSG2E, CSSO2G1, MATS
MI	J H Campbell	1710	1	########	15	0	Coal	Tangentially-fired	Dry Sorbent Injection	Low NOx Burner Technology w/ Closed-coupled/Separated OFA	Baghouse	Halogenated PAC Sorbent Injection	ARP, CSNOX, CSOSG2E, CSSO2G1, MATS
MI	J H Campbell	1710	1	########	16	0	Coal	Tangentially-fired	Dry Sorbent Injection	Low NOx Burner Technology w/ Closed-coupled/Separated OFA	Baghouse	Halogenated PAC Sorbent Injection	ARP, CSNOX, CSOSG2E, CSSO2G1, MATS
MI	J H Campbell	1710	1	########	17	0	Coal	Tangentially-fired	Dry Sorbent Injection	Low NOx Burner Technology w/ Closed-coupled/Separated OFA	Baghouse	Halogenated PAC Sorbent Injection	ARP, CSNOX, CSOSG2E, CSSO2G1, MATS
MI	J H Campbell	1710	1	########	18	0	Coal	Tangentially-fired	Dry Sorbent Injection	Low NOx Burner Technology w/ Closed-coupled/Separated OFA	Baghouse	Halogenated PAC Sorbent Injection	ARP, CSNOX, CSOSG2E, CSSO2G1, MATS
MI	J H Campbell	1710	1	########	19	0	Coal	Tangentially-fired	Dry Sorbent Injection	Low NOx Burner Technology w/ Closed-coupled/Separated OFA	Baghouse	Halogenated PAC Sorbent Injection	ARP, CSNOX, CSOSG2E, CSSO2G1, MATS
MI	J H Campbell	1710	1	########	20	0	Coal	Tangentially-fired	Dry Sorbent Injection	Low NOx Burner Technology w/ Closed-coupled/Separated OFA	Baghouse	Halogenated PAC Sorbent Injection	ARP, CSNOX, CSOSG2E, CSSO2G1, MATS
MI	J H Campbell	1710	1	########	21	0	Coal	Tangentially-fired	Dry Sorbent Injection	Low NOx Burner Technology w/ Closed-coupled/Separated OFA	Baghouse	Halogenated PAC Sorbent Injection	ARP, CSNOX, CSOSG2E, CSSO2G1, MATS
MI	J H Campbell	1710	1	########	22	0	Coal	Tangentially-fired	Dry Sorbent Injection	Low NOx Burner Technology w/ Closed-coupled/Separated OFA	Baghouse	Halogenated PAC Sorbent Injection	ARP, CSNOX, CSOSG2E, CSSO2G1, MATS
MI	J H Campbell	1710	1	########	23	0	Coal	Tangentially-fired	Dry Sorbent Injection	Low NOx Burner Technology w/ Closed-coupled/Separated OFA	Baghouse	Halogenated PAC Sorbent Injection	ARP, CSNOX, CSOSG2E, CSSO2G1, MATS
MI	J H Campbell	1710	1	########	0	0	Coal	Tangentially-fired	Dry Sorbent Injection	Low NOx Burner Technology w/ Closed-coupled/Separated OFA	Baghouse	Halogenated PAC Sorbent Injection	ARP, CSNOX, CSOSG2E, CSSO2G1, MATS
MI	J H Campbell	1710	1	########	1	0	Coal	Tangentially-fired	Dry Sorbent Injection	Low NOx Burner Technology w/ Closed-coupled/Separated OFA	Baghouse	Halogenated PAC Sorbent Injection	ARP, CSNOX, CSOSG2E, CSSO2G1, MATS
MI	J H Campbell	1710	1	########	2	0	Coal	Tangentially-fired	Dry Sorbent Injection	Low NOx Burner Technology w/ Closed-coupled/Separated OFA	Baghouse	Halogenated PAC Sorbent Injection	ARP, CSNOX, CSOSG2E, CSSO2G1, MATS
MI	J H Campbell	1710	1	########	3	0	Coal	Tangentially-fired	Dry Sorbent Injection	Low NOx Burner Technology w/ Closed-coupled/Separated OFA	Baghouse	Halogenated PAC Sorbent Injection	ARP, CSNOX, CSOSG2E, CSSO2G1, MATS
MI	J H Campbell	1710	1	########	4	0	Coal	Tangentially-fired	Dry Sorbent Injection	Low NOx Burner Technology w/ Closed-coupled/Separated OFA	Baghouse	Halogenated PAC Sorbent Injection	ARP, CSNOX, CSOSG2E, CSSO2G1, MATS
MI	J H Campbell	1710	1	########	5	0	Coal	Tangentially-fired	Dry Sorbent Injection	Low NOx Burner Technology w/ Closed-coupled/Separated OFA	Baghouse	Halogenated PAC Sorbent Injection	ARP, CSNOX, CSOSG2E, CSSO2G1, MATS
MI	J H Campbell	1710	1	########	6	0	Coal	Tangentially-fired	Dry Sorbent Injection	Low NOx Burner Technology w/ Closed-coupled/Separated OFA	Baghouse	Halogenated PAC Sorbent Injection	ARP, CSNOX, CSOSG2E, CSSO2G1, MATS
MI	J H Campbell	1710	1	########	7	0	Coal	Tangentially-fired	Dry Sorbent Injection	Low NOx Burner Technology w/ Closed-coupled/Separated OFA	Baghouse	Halogenated PAC Sorbent Injection	ARP, CSNOX, CSOSG2E, CSSO2G1, MATS
MI	J H Campbell	1710	1	########	8	0	Coal	Tangentially-fired	Dry Sorbent Injection	Low NOx Burner Technology w/ Closed-coupled/Separated OFA	Baghouse	Halogenated PAC Sorbent Injection	ARP, CSNOX, CSOSG2E, CSSO2G1, MATS
MI	J H Campbell	1710	1	########	9	0	Coal	Tangentially-fired	Dry Sorbent Injection	Low NOx Burner Technology w/ Closed-coupled/Separated OFA	Baghouse	Halogenated PAC Sorbent Injection	ARP, CSNOX, CSOSG2E, CSSO2G1, MATS
MI	J H Campbell	1710	1	########	10	0	Coal	Tangentially-fired	Dry Sorbent Injection	Low NOx Burner Technology w/ Closed-coupled/Separated OFA	Baghouse	Halogenated PAC Sorbent Injection	ARP, CSNOX, CSOSG2E, CSSO2G1, MATS

MI	J H Campbell	1710	1	########	11	0	Coal	Tangentially-fired	Dry Sorbent Injection	Low NOx Burner Technology w/ Closed-coupled/Separated OFA	Baghouse	Halogenated PAC Sorbent Injection	ARP, CSNOX, CSOSG2E, CSSO2G1, MATS
MI	J H Campbell	1710	1	########	12	0	Coal	Tangentially-fired	Dry Sorbent Injection	Low NOx Burner Technology w/ Closed-coupled/Separated OFA	Baghouse	Halogenated PAC Sorbent Injection	ARP, CSNOX, CSOSG2E, CSSO2G1, MATS
MI	J H Campbell	1710	1	########	13	0	Coal	Tangentially-fired	Dry Sorbent Injection	Low NOx Burner Technology w/ Closed-coupled/Separated OFA	Baghouse	Halogenated PAC Sorbent Injection	ARP, CSNOX, CSOSG2E, CSSO2G1, MATS
MI	J H Campbell	1710	1	########	14	0	Coal	Tangentially-fired	Dry Sorbent Injection	Low NOx Burner Technology w/ Closed-coupled/Separated OFA	Baghouse	Halogenated PAC Sorbent Injection	ARP, CSNOX, CSOSG2E, CSSO2G1, MATS
MI	J H Campbell	1710	1	########	15	0	Coal	Tangentially-fired	Dry Sorbent Injection	Low NOx Burner Technology w/ Closed-coupled/Separated OFA	Baghouse	Halogenated PAC Sorbent Injection	ARP, CSNOX, CSOSG2E, CSSO2G1, MATS
MI	J H Campbell	1710	1	########	16	0	Coal	Tangentially-fired	Dry Sorbent Injection	Low NOx Burner Technology w/ Closed-coupled/Separated OFA	Baghouse	Halogenated PAC Sorbent Injection	ARP, CSNOX, CSOSG2E, CSSO2G1, MATS
MI	J H Campbell	1710	1	########	17	0	Coal	Tangentially-fired	Dry Sorbent Injection	Low NOx Burner Technology w/ Closed-coupled/Separated OFA	Baghouse	Halogenated PAC Sorbent Injection	ARP, CSNOX, CSOSG2E, CSSO2G1, MATS
MI	J H Campbell	1710	1	########	18	0	Coal	Tangentially-fired	Dry Sorbent Injection	Low NOx Burner Technology w/ Closed-coupled/Separated OFA	Baghouse	Halogenated PAC Sorbent Injection	ARP, CSNOX, CSOSG2E, CSSO2G1, MATS
MI	J H Campbell	1710	1	########	19	0	Coal	Tangentially-fired	Dry Sorbent Injection	Low NOx Burner Technology w/ Closed-coupled/Separated OFA	Baghouse	Halogenated PAC Sorbent Injection	ARP, CSNOX, CSOSG2E, CSSO2G1, MATS
MI	J H Campbell	1710	1	########	20	0	Coal	Tangentially-fired	Dry Sorbent Injection	Low NOx Burner Technology w/ Closed-coupled/Separated OFA	Baghouse	Halogenated PAC Sorbent Injection	ARP, CSNOX, CSOSG2E, CSSO2G1, MATS
MI	J H Campbell	1710	1	########	21	0	Coal	Tangentially-fired	Dry Sorbent Injection	Low NOx Burner Technology w/ Closed-coupled/Separated OFA	Baghouse	Halogenated PAC Sorbent Injection	ARP, CSNOX, CSOSG2E, CSSO2G1, MATS
MI	J H Campbell	1710	1	########	22	0	Coal	Tangentially-fired	Dry Sorbent Injection	Low NOx Burner Technology w/ Closed-coupled/Separated OFA	Baghouse	Halogenated PAC Sorbent Injection	ARP, CSNOX, CSOSG2E, CSSO2G1, MATS
MI	J H Campbell	1710	1	########	23	0	Coal	Tangentially-fired	Dry Sorbent Injection	Low NOx Burner Technology w/ Closed-coupled/Separated OFA	Baghouse	Halogenated PAC Sorbent Injection	ARP, CSNOX, CSOSG2E, CSSO2G1, MATS
MI	J H Campbell	1710	1	########	0	0	Coal	Tangentially-fired	Dry Sorbent Injection	Low NOx Burner Technology w/ Closed-coupled/Separated OFA	Baghouse	Halogenated PAC Sorbent Injection	ARP, CSNOX, CSOSG2E, CSSO2G1, MATS
MI	J H Campbell	1710	1	########	1	0	Coal	Tangentially-fired	Dry Sorbent Injection	Low NOx Burner Technology w/ Closed-coupled/Separated OFA	Baghouse	Halogenated PAC Sorbent Injection	ARP, CSNOX, CSOSG2E, CSSO2G1, MATS
MI	J H Campbell	1710	1	########	2	0	Coal	Tangentially-fired	Dry Sorbent Injection	Low NOx Burner Technology w/ Closed-coupled/Separated OFA	Baghouse	Halogenated PAC Sorbent Injection	ARP, CSNOX, CSOSG2E, CSSO2G1, MATS
MI	J H Campbell	1710	1	########	3	0	Coal	Tangentially-fired	Dry Sorbent Injection	Low NOx Burner Technology w/ Closed-coupled/Separated OFA	Baghouse	Halogenated PAC Sorbent Injection	ARP, CSNOX, CSOSG2E, CSSO2G1, MATS
MI	J H Campbell	1710	1	########	4	0	Coal	Tangentially-fired	Dry Sorbent Injection	Low NOx Burner Technology w/ Closed-coupled/Separated OFA	Baghouse	Halogenated PAC Sorbent Injection	ARP, CSNOX, CSOSG2E, CSSO2G1, MATS
MI	J H Campbell	1710	1	########	5	0	Coal	Tangentially-fired	Dry Sorbent Injection	Low NOx Burner Technology w/ Closed-coupled/Separated OFA	Baghouse	Halogenated PAC Sorbent Injection	ARP, CSNOX, CSOSG2E, CSSO2G1, MATS
MI	J H Campbell	1710	1	########	6	0	Coal	Tangentially-fired	Dry Sorbent Injection	Low NOx Burner Technology w/ Closed-coupled/Separated OFA	Baghouse	Halogenated PAC Sorbent Injection	ARP, CSNOX, CSOSG2E, CSSO2G1, MATS
MI	J H Campbell	1710	1	########	7	0	Coal	Tangentially-fired	Dry Sorbent Injection	Low NOx Burner Technology w/ Closed-coupled/Separated OFA	Baghouse	Halogenated PAC Sorbent Injection	ARP, CSNOX, CSOSG2E, CSSO2G1, MATS
MI	J H Campbell	1710	1	########	8	0	Coal	Tangentially-fired	Dry Sorbent Injection	Low NOx Burner Technology w/ Closed-coupled/Separated OFA	Baghouse	Halogenated PAC Sorbent Injection	ARP, CSNOX, CSOSG2E, CSSO2G1, MATS
MI	J H Campbell	1710	1	########	9	0	Coal	Tangentially-fired	Dry Sorbent Injection	Low NOx Burner Technology w/ Closed-coupled/Separated OFA	Baghouse	Halogenated PAC Sorbent Injection	ARP, CSNOX, CSOSG2E, CSSO2G1, MATS
MI	J H Campbell	1710	1	########	10	0	Coal	Tangentially-fired	Dry Sorbent Injection	Low NOx Burner Technology w/ Closed-coupled/Separated OFA	Baghouse	Halogenated PAC Sorbent Injection	ARP, CSNOX, CSOSG2E, CSSO2G1, MATS
MI	J H Campbell	1710	1	########	11	0	Coal	Tangentially-fired	Dry Sorbent Injection	Low NOx Burner Technology w/ Closed-coupled/Separated OFA	Baghouse	Halogenated PAC Sorbent Injection	ARP, CSNOX, CSOSG2E, CSSO2G1, MATS
MI	J H Campbell	1710	1	########	12	0	Coal	Tangentially-fired	Dry Sorbent Injection	Low NOx Burner Technology w/ Closed-coupled/Separated OFA	Baghouse	Halogenated PAC Sorbent Injection	ARP, CSNOX, CSOSG2E, CSSO2G1, MATS
MI	J H Campbell	1710	1	########	13	0	Coal	Tangentially-fired	Dry Sorbent Injection	Low NOx Burner Technology w/ Closed-coupled/Separated OFA	Baghouse	Halogenated PAC Sorbent Injection	ARP, CSNOX, CSOSG2E, CSSO2G1, MATS
MI	J H Campbell	1710	1	########	14	0	Coal	Tangentially-fired	Dry Sorbent Injection	Low NOx Burner Technology w/ Closed-coupled/Separated OFA	Baghouse	Halogenated PAC Sorbent Injection	ARP, CSNOX, CSOSG2E, CSSO2G1, MATS
MI	J H Campbell	1710	1	########	15	0	Coal	Tangentially-fired	Dry Sorbent Injection	Low NOx Burner Technology w/ Closed-coupled/Separated OFA	Baghouse	Halogenated PAC Sorbent Injection	ARP, CSNOX, CSOSG2E, CSSO2G1, MATS
MI	J H Campbell	1710	1	########	16	0	Coal	Tangentially-fired	Dry Sorbent Injection	Low NOx Burner Technology w/ Closed-coupled/Separated OFA	Baghouse	Halogenated PAC Sorbent Injection	ARP, CSNOX, CSOSG2E, CSSO2G1, MATS
MI	J H Campbell	1710	1	########	17	0	Coal	Tangentially-fired	Dry Sorbent Injection	Low NOx Burner Technology w/ Closed-coupled/Separated OFA	Baghouse	Halogenated PAC Sorbent Injection	ARP, CSNOX, CSOSG2E, CSSO2G1, MATS
MI	J H Campbell	1710	1	########	18	0	Coal	Tangentially-fired	Dry Sorbent Injection	Low NOx Burner Technology w/ Closed-coupled/Separated OFA	Baghouse	Halogenated PAC Sorbent Injection	ARP, CSNOX, CSOSG2E, CSSO2G1, MATS
MI	J H Campbell	1710	1	########	19	0	Coal	Tangentially-fired	Dry Sorbent Injection	Low NOx Burner Technology w/ Closed-coupled/Separated OFA	Baghouse	Halogenated PAC Sorbent Injection	ARP, CSNOX, CSOSG2E, CSSO2G1, MATS
MI	J H Campbell	1710	1	########	20	0	Coal	Tangentially-fired	Dry Sorbent Injection	Low NOx Burner Technology w/ Closed-coupled/Separated OFA	Baghouse	Halogenated PAC Sorbent Injection	ARP, CSNOX, CSOSG2E, CSSO2G1, MATS
MI	J H Campbell	1710	1	########	21	0	Coal	Tangentially-fired	Dry Sorbent Injection	Low NOx Burner Technology w/ Closed-coupled/Separated OFA	Baghouse	Halogenated PAC Sorbent Injection	ARP, CSNOX, CSOSG2E, CSSO2G1, MATS
MI	J H Campbell	1710	1	########	22	0	Coal	Tangentially-fired	Dry Sorbent Injection	Low NOx Burner Technology w/ Closed-coupled/Separated OFA	Baghouse	Halogenated PAC Sorbent Injection	ARP, CSNOX, CSOSG2E, CSSO2G1, MATS
MI	J H Campbell	1710	1	########	23	0	Coal	Tangentially-fired	Dry Sorbent Injection	Low NOx Burner Technology w/ Closed-coupled/Separated OFA	Baghouse	Halogenated PAC Sorbent Injection	ARP, CSNOX, CSOSG2E, CSSO2G1, MATS
MI	J H Campbell	1710	1	########	0	0	Coal	Tangentially-fired	Dry Sorbent Injection	Low NOx Burner Technology w/ Closed-coupled/Separated OFA	Baghouse	Halogenated PAC Sorbent Injection	ARP, CSNOX, CSOSG2E, CSSO2G1, MATS
MI	J H Campbell	1710	1	########	1	0	Coal	Tangentially-fired	Dry Sorbent Injection	Low NOx Burner Technology w/ Closed-coupled/Separated OFA	Baghouse	Halogenated PAC Sorbent Injection	ARP, CSNOX, CSOSG2E, CSSO2G1, MATS
MI	J H Campbell	1710	1	########	2	0	Coal	Tangentially-fired	Dry Sorbent Injection	Low NOx Burner Technology w/ Closed-coupled/Separated OFA	Baghouse	Halogenated PAC Sorbent Injection	ARP, CSNOX, CSOSG2E, CSSO2G1, MATS
MI	J H Campbell	1710	1	########	3	0	Coal	Tangentially-fired	Dry Sorbent Injection	Low NOx Burner Technology w/ Closed-coupled/Separated OFA	Baghouse	Halogenated PAC Sorbent Injection	ARP, CSNOX, CSOSG2E, CSSO2G1, MATS
MI	J H Campbell	1710	1	########	4	0	Coal	Tangentially-fired	Dry Sorbent Injection	Low NOx Burner Technology w/ Closed-coupled/Separated OFA	Baghouse	Halogenated PAC Sorbent Injection	ARP, CSNOX, CSOSG2E, CSSO2G1, MATS
MI	J H Campbell	1710	1	########	5	0	Coal	Tangentially-fired	Dry Sorbent Injection	Low NOx Burner Technology w/ Closed-coupled/Separated OFA	Baghouse	Halogenated PAC Sorbent Injection	ARP, CSNOX, CSOSG2E, CSSO2G1, MATS
MI	J H Campbell	1710	1	########	6	0	Coal	Tangentially-fired	Dry Sorbent Injection	Low NOx Burner Technology w/ Closed-coupled/Separated OFA	Baghouse	Halogenated PAC Sorbent Injection	ARP, CSNOX, CSOSG2E, CSSO2G1, MATS
MI	J H Campbell	1710	1	########	7	0	Coal	Tangentially-fired	Dry Sorbent Injection	Low NOx Burner Technology w/ Closed-coupled/Separated OFA	Baghouse	Halogenated PAC Sorbent Injection	ARP, CSNOX, CSOSG2E, CSSO2G1, MATS
MI	J H Campbell	1710	1	########	8	0	Coal	Tangentially-fired	Dry Sorbent Injection	Low NOx Burner Technology w/ Closed-coupled/Separated OFA	Baghouse	Halogenated PAC Sorbent Injection	ARP, CSNOX, CSOSG2E, CSSO2G1, MATS
MI	J H Campbell	1710	1	########	9	0	Coal	Tangentially-fired	Dry Sorbent Injection	Low NOx Burner Technology w/ Closed-coupled/Separated OFA	Baghouse	Halogenated PAC Sorbent Injection	ARP, CSNOX, CSOSG2E, CSSO2G1, MATS
MI	J H Campbell	1710	1	########	10	0	Coal	Tangentially-fired	Dry Sorbent Injection	Low NOx Burner Technology w/ Closed-coupled/Separated OFA	Baghouse	Halogenated PAC Sorbent Injection	ARP, CSNOX, CSOSG2E, CSSO2G1, MATS
MI	J H Campbell	1710	1	########	11	0	Coal	Tangentially-fired	Dry Sorbent Injection	Low NOx Burner Technology w/ Closed-coupled/Separated OFA	Baghouse	Halogenated PAC Sorbent Injection	ARP, CSNOX, CSOSG2E, CSSO2G1, MATS
MI	J H Campbell	1710	1	########	12	0	Coal	Tangentially-fired	Dry Sorbent Injection	Low NOx Burner Technology w/ Closed-coupled/Separated OFA	Baghouse	Halogenated PAC Sorbent Injection	ARP, CSNOX, CSOSG2E, CSSO2G1, MATS
MI	J H Campbell	1710	1	########	13	0	Coal	Tangentially-fired	Dry Sorbent Injection	Low NOx Burner Technology w/ Closed-coupled/Separated OFA	Baghouse	Halogenated PAC Sorbent Injection	ARP, CSNOX, CSOSG2E, CSSO2G1, MATS
MI	J H Campbell	1710	1	########	14	0	Coal	Tangentially-fired	Dry Sorbent Injection	Low NOx Burner Technology w/ Closed-coupled/Separated OFA	Baghouse	Halogenated PAC Sorbent Injection	ARP, CSNOX, CSOSG2E, CSSO2G1, MATS
MI	J H Campbell	1710	1	########	15	0	Coal	Tangentially-fired	Dry Sorbent Injection	Low NOx Burner Technology w/ Closed-coupled/Separated OFA	Baghouse	Halogenated PAC Sorbent Injection	ARP, CSNOX, CSOSG2E, CSSO2G1, MATS
MI	J H Campbell	1710	1	########	16	0	Coal	Tangentially-fired	Dry Sorbent Injection	Low NOx Burner Technology w/ Closed-coupled/Separated OFA	Baghouse	Halogenated PAC Sorbent Injection	ARP, CSNOX, CSOSG2E, CSSO2G1, MATS
MI	J H Campbell	1710	1	########	17	0	Coal	Tangentially-fired	Dry Sorbent Injection	Low NOx Burner Technology w/ Closed-coupled/Separated OFA	Baghouse	Halogenated PAC Sorbent Injection	ARP, CSNOX, CSOSG2E, CSSO2G1, MATS
MI	J H Campbell	1710	1	########	18	0	Coal	Tangentially-fired	Dry Sorbent Injection	Low NOx Burner Technology w/ Closed-coupled/Separated OFA	Baghouse	Halogenated PAC Sorbent Injection	ARP, CSNOX, CSOSG2E, CSSO2G1, MATS
MI	J H Campbell	1710	1	########	19	0	Coal	Tangentially-fired	Dry Sorbent Injection	Low NOx Burner Technology w/ Closed-coupled/Separated OFA	Baghouse	Halogenated PAC Sorbent Injection	ARP, CSNOX, CSOSG2E, CSSO2G1, MATS
MI	J H Campbell	1710	1	########	20	0	Coal	Tangentially-fired	Dry Sorbent Injection	Low NOx Burner Technology w/ Closed-coupled/Separated OFA	Baghouse	Halogenated PAC Sorbent Injection	ARP, CSNOX, CSOSG2E, CSSO2G1, MATS
MI	J H Campbell	1710	1	########	21	0	Coal	Tangentially-fired	Dry Sorbent Injection	Low NOx Burner Technology w/ Closed-coupled/Separated OFA	Baghouse	Halogenated PAC Sorbent Injection	ARP, CSNOX, CSOSG2E, CSSO2G1, MATS
MI	J H Campbell	1710	1	########	22	0	Coal	Tangentially-fired	Dry Sorbent Injection	Low NOx Burner Technology w/ Closed-coupled/Separated OFA	Baghouse	Halogenated PAC Sorbent Injection	ARP, CSNOX, CSOSG2E, CSSO2G1, MATS
MI	J H Campbell	1710	1	########	23	0	Coal	Tangentially-fired	Dry Sorbent Injection	Low NOx Burner Technology w/ Closed-coupled/Separated OFA	Baghouse	Halogenated PAC Sorbent Injection	ARP, CSNOX, CSOSG2E, CSSO2G1, MATS
MI	J H Campbell	1710	1	########	0	0	Coal	Tangentially-fired	Dry Sorbent Injection	Low NOx Burner Technology w/ Closed-coupled/Separated OFA	Baghouse	Halogenated PAC Sorbent Injection	ARP, CSNOX, CSOSG2E, CSSO2G1, MATS
MI	J H Campbell	1710	1	########	1	0	Coal	Tangentially-fired	Dry Sorbent Injection	Low NOx Burner Technology w/ Closed-coupled/Separated OFA	Baghouse	Halogenated PAC Sorbent Injection	ARP, CSNOX, CSOSG2E, CSSO2G1, MATS
MI	J H Campbell	1710	1	########	2	0	Coal	Tangentially-fired	Dry Sorbent Injection	Low NOx Burner Technology w/ Closed-coupled/Separated OFA	Baghouse	Halogenated PAC Sorbent Injection	ARP, CSNOX, CSOSG2E, CSSO2G1, MATS
MI	J H Campbell	1710	1	########	3	0	Coal	Tangentially-fired	Dry Sorbent Injection	Low NOx Burner Technology w/ Closed-coupled/Separated OFA	Baghouse	Halogenated PAC Sorbent Injection	ARP, CSNOX, CSOSG2E, CSSO2G1, MATS
MI	J H Campbell	1710	1	########	4	0	Coal	Tangentially-fired	Dry Sorbent Injection	Low NOx Burner Technology w/ Closed-coupled/Separated OFA	Baghouse	Halogenated PAC Sorbent Injection	ARP, CSNOX, CSOSG2E, CSSO2G1, MATS
MI	J H Campbell	1710	1	########	5	0	Coal	Tangentially-fired	Dry Sorbent Injection	Low NOx Burner Technology w/ Closed-coupled/Separated OFA	Baghouse	Halogenated PAC Sorbent Injection	ARP, CSNOX, CSOSG2E, CSSO2G1, MATS
MI	J H Campbell	1710	1	########	6	0	Coal	Tangentially-fired	Dry Sorbent Injection	Low NOx Burner Technology w/ Closed-coupled/Separated OFA	Baghouse	Halogenated PAC Sorbent Injection	ARP, CSNOX, CSOSG2E, CSSO2G1, MATS
MI	J H Campbell	1710	1	########	7	0	Coal	Tangentially-fired	Dry Sorbent Injection	Low NOx Burner Technology w/ Closed-coupled/Separated OFA	Baghouse	Halogenated PAC Sorbent Injection	ARP, CSNOX, CSOSG2E, CSSO2G1, MATS
MI	J H Campbell	1710	1	########	8	0	Coal	Tangentially-fired	Dry Sorbent Injection	Low NOx Burner Technology w/ Closed-coupled/Separated OFA	Baghouse	Halogenated PAC Sorbent Injection	ARP, CSNOX, CSOSG2E, CSSO2G1, MATS
MI	J H Campbell	1710	1	########	9	0	Coal	Tangentially-fired	Dry Sorbent Injection	Low NOx Burner Technology w/ Closed-coupled/Separated OFA	Baghouse	Halogenated PAC Sorbent Injection	ARP, CSNOX, CSOSG2E, CSSO2G1, MATS

MI	J H Campbell	1710	1	########	10	0	Coal	Tangentially-fired	Dry Sorbent Injection	Low NOx Burner Technology w/ Closed-coupled/Separated OFA	Baghouse	Halogenated PAC Sorbent Injection	ARP, CSNOX, CSOSG2E, CSSO2G1, MATS
MI	J H Campbell	1710	1	########	11	0	Coal	Tangentially-fired	Dry Sorbent Injection	Low NOx Burner Technology w/ Closed-coupled/Separated OFA	Baghouse	Halogenated PAC Sorbent Injection	ARP, CSNOX, CSOSG2E, CSSO2G1, MATS
MI	J H Campbell	1710	1	########	12	0	Coal	Tangentially-fired	Dry Sorbent Injection	Low NOx Burner Technology w/ Closed-coupled/Separated OFA	Baghouse	Halogenated PAC Sorbent Injection	ARP, CSNOX, CSOSG2E, CSSO2G1, MATS
MI	J H Campbell	1710	1	########	13	0	Coal	Tangentially-fired	Dry Sorbent Injection	Low NOx Burner Technology w/ Closed-coupled/Separated OFA	Baghouse	Halogenated PAC Sorbent Injection	ARP, CSNOX, CSOSG2E, CSSO2G1, MATS
MI	J H Campbell	1710	1	########	14	0	Coal	Tangentially-fired	Dry Sorbent Injection	Low NOx Burner Technology w/ Closed-coupled/Separated OFA	Baghouse	Halogenated PAC Sorbent Injection	ARP, CSNOX, CSOSG2E, CSSO2G1, MATS
MI	J H Campbell	1710	1	########	15	0	Coal	Tangentially-fired	Dry Sorbent Injection	Low NOx Burner Technology w/ Closed-coupled/Separated OFA	Baghouse	Halogenated PAC Sorbent Injection	ARP, CSNOX, CSOSG2E, CSSO2G1, MATS
MI	J H Campbell	1710	1	########	16	0	Coal	Tangentially-fired	Dry Sorbent Injection	Low NOx Burner Technology w/ Closed-coupled/Separated OFA	Baghouse	Halogenated PAC Sorbent Injection	ARP, CSNOX, CSOSG2E, CSSO2G1, MATS
MI	J H Campbell	1710	1	########	17	0	Coal	Tangentially-fired	Dry Sorbent Injection	Low NOx Burner Technology w/ Closed-coupled/Separated OFA	Baghouse	Halogenated PAC Sorbent Injection	ARP, CSNOX, CSOSG2E, CSSO2G1, MATS
MI	J H Campbell	1710	1	########	18	0	Coal	Tangentially-fired	Dry Sorbent Injection	Low NOx Burner Technology w/ Closed-coupled/Separated OFA	Baghouse	Halogenated PAC Sorbent Injection	ARP, CSNOX, CSOSG2E, CSSO2G1, MATS
MI	J H Campbell	1710	1	########	19	0	Coal	Tangentially-fired	Dry Sorbent Injection	Low NOx Burner Technology w/ Closed-coupled/Separated OFA	Baghouse	Halogenated PAC Sorbent Injection	ARP, CSNOX, CSOSG2E, CSSO2G1, MATS
MI	J H Campbell	1710	1	########	20	0	Coal	Tangentially-fired	Dry Sorbent Injection	Low NOx Burner Technology w/ Closed-coupled/Separated OFA	Baghouse	Halogenated PAC Sorbent Injection	ARP, CSNOX, CSOSG2E, CSSO2G1, MATS
MI	J H Campbell	1710	1	########	21	0	Coal	Tangentially-fired	Dry Sorbent Injection	Low NOx Burner Technology w/ Closed-coupled/Separated OFA	Baghouse	Halogenated PAC Sorbent Injection	ARP, CSNOX, CSOSG2E, CSSO2G1, MATS
MI	J H Campbell	1710	1	########	22	0	Coal	Tangentially-fired	Dry Sorbent Injection	Low NOx Burner Technology w/ Closed-coupled/Separated OFA	Baghouse	Halogenated PAC Sorbent Injection	ARP, CSNOX, CSOSG2E, CSSO2G1, MATS
MI	J H Campbell	1710	1	########	23	0	Coal	Tangentially-fired	Dry Sorbent Injection	Low NOx Burner Technology w/ Closed-coupled/Separated OFA	Baghouse	Halogenated PAC Sorbent Injection	ARP, CSNOX, CSOSG2E, CSSO2G1, MATS
MI	J H Campbell	1710	1	########	0	0	Coal	Tangentially-fired	Dry Sorbent Injection	Low NOx Burner Technology w/ Closed-coupled/Separated OFA	Baghouse	Halogenated PAC Sorbent Injection	ARP, CSNOX, CSOSG2E, CSSO2G1, MATS
MI	J H Campbell	1710	1	########	1	0	Coal	Tangentially-fired	Dry Sorbent Injection	Low NOx Burner Technology w/ Closed-coupled/Separated OFA	Baghouse	Halogenated PAC Sorbent Injection	ARP, CSNOX, CSOSG2E, CSSO2G1, MATS
MI	J H Campbell	1710	1	########	2	0	Coal	Tangentially-fired	Dry Sorbent Injection	Low NOx Burner Technology w/ Closed-coupled/Separated OFA	Baghouse	Halogenated PAC Sorbent Injection	ARP, CSNOX, CSOSG2E, CSSO2G1, MATS
MI	J H Campbell	1710	1	########	3	0	Coal	Tangentially-fired	Dry Sorbent Injection	Low NOx Burner Technology w/ Closed-coupled/Separated OFA	Baghouse	Halogenated PAC Sorbent Injection	ARP, CSNOX, CSOSG2E, CSSO2G1, MATS
MI	J H Campbell	1710	1	########	4	0	Coal	Tangentially-fired	Dry Sorbent Injection	Low NOx Burner Technology w/ Closed-coupled/Separated OFA	Baghouse	Halogenated PAC Sorbent Injection	ARP, CSNOX, CSOSG2E, CSSO2G1, MATS
MI	J H Campbell	1710	1	########	5	0	Coal	Tangentially-fired	Dry Sorbent Injection	Low NOx Burner Technology w/ Closed-coupled/Separated OFA	Baghouse	Halogenated PAC Sorbent Injection	ARP, CSNOX, CSOSG2E, CSSO2G1, MATS
MI	J H Campbell	1710	1	########	6	0	Coal	Tangentially-fired	Dry Sorbent Injection	Low NOx Burner Technology w/ Closed-coupled/Separated OFA	Baghouse	Halogenated PAC Sorbent Injection	ARP, CSNOX, CSOSG2E, CSSO2G1, MATS
MI	J H Campbell	1710	1	########	7	0	Coal	Tangentially-fired	Dry Sorbent Injection	Low NOx Burner Technology w/ Closed-coupled/Separated OFA	Baghouse	Halogenated PAC Sorbent Injection	ARP, CSNOX, CSOSG2E, CSSO2G1, MATS
MI	J H Campbell	1710	1	########	8	0	Coal	Tangentially-fired	Dry Sorbent Injection	Low NOx Burner Technology w/ Closed-coupled/Separated OFA	Baghouse	Halogenated PAC Sorbent Injection	ARP, CSNOX, CSOSG2E, CSSO2G1, MATS
MI	J H Campbell	1710	1	########	9	0	Coal	Tangentially-fired	Dry Sorbent Injection	Low NOx Burner Technology w/ Closed-coupled/Separated OFA	Baghouse	Halogenated PAC Sorbent Injection	ARP, CSNOX, CSOSG2E, CSSO2G1, MATS
MI	J H Campbell	1710	1	########	10	0	Coal	Tangentially-fired	Dry Sorbent Injection	Low NOx Burner Technology w/ Closed-coupled/Separated OFA	Baghouse	Halogenated PAC Sorbent Injection	ARP, CSNOX, CSOSG2E, CSSO2G1, MATS
MI	J H Campbell	1710	1	########	11	0	Coal	Tangentially-fired	Dry Sorbent Injection	Low NOx Burner Technology w/ Closed-coupled/Separated OFA	Baghouse	Halogenated PAC Sorbent Injection	ARP, CSNOX, CSOSG2E, CSSO2G1, MATS
MI	J H Campbell	1710	1	########	12	0	Coal	Tangentially-fired	Dry Sorbent Injection	Low NOx Burner Technology w/ Closed-coupled/Separated OFA	Baghouse	Halogenated PAC Sorbent Injection	ARP, CSNOX, CSOSG2E, CSSO2G1, MATS
MI	J H Campbell	1710	1	########	13	0	Coal	Tangentially-fired	Dry Sorbent Injection	Low NOx Burner Technology w/ Closed-coupled/Separated OFA	Baghouse	Halogenated PAC Sorbent Injection	ARP, CSNOX, CSOSG2E, CSSO2G1, MATS
MI	J H Campbell	1710	1	########	14	0	Coal	Tangentially-fired	Dry Sorbent Injection	Low NOx Burner Technology w/ Closed-coupled/Separated OFA	Baghouse	Halogenated PAC Sorbent Injection	ARP, CSNOX, CSOSG2E, CSSO2G1, MATS
MI	J H Campbell	1710	1	########	15	0	Coal	Tangentially-fired	Dry Sorbent Injection	Low NOx Burner Technology w/ Closed-coupled/Separated OFA	Baghouse	Halogenated PAC Sorbent Injection	ARP, CSNOX, CSOSG2E, CSSO2G1, MATS
MI	J H Campbell	1710	1	########	16	0	Coal	Tangentially-fired	Dry Sorbent Injection	Low NOx Burner Technology w/ Closed-coupled/Separated OFA	Baghouse	Halogenated PAC Sorbent Injection	ARP, CSNOX, CSOSG2E, CSSO2G1, MATS
MI	J H Campbell	1710	1	########	17	0	Coal	Tangentially-fired	Dry Sorbent Injection	Low NOx Burner Technology w/ Closed-coupled/Separated OFA	Baghouse	Halogenated PAC Sorbent Injection	ARP, CSNOX, CSOSG2E, CSSO2G1, MATS
MI	J H Campbell	1710	1	########	18	0	Coal	Tangentially-fired	Dry Sorbent Injection	Low NOx Burner Technology w/ Closed-coupled/Separated OFA	Baghouse	Halogenated PAC Sorbent Injection	ARP, CSNOX, CSOSG2E, CSSO2G1, MATS
MI	J H Campbell	1710	1	########	19	0	Coal	Tangentially-fired	Dry Sorbent Injection	Low NOx Burner Technology w/ Closed-coupled/Separated OFA	Baghouse	Halogenated PAC Sorbent Injection	ARP, CSNOX, CSOSG2E, CSSO2G1, MATS
MI	J H Campbell	1710	1	########	20	0	Coal	Tangentially-fired	Dry Sorbent Injection	Low NOx Burner Technology w/ Closed-coupled/Separated OFA	Baghouse	Halogenated PAC Sorbent Injection	ARP, CSNOX, CSOSG2E, CSSO2G1, MATS
MI	J H Campbell	1710	1	########	21	0	Coal	Tangentially-fired	Dry Sorbent Injection	Low NOx Burner Technology w/ Closed-coupled/Separated OFA	Baghouse	Halogenated PAC Sorbent Injection	ARP, CSNOX, CSOSG2E, CSSO2G1, MATS
MI	J H Campbell	1710	1	########	22	0	Coal	Tangentially-fired	Dry Sorbent Injection	Low NOx Burner Technology w/ Closed-coupled/Separated OFA	Baghouse	Halogenated PAC Sorbent Injection	ARP, CSNOX, CSOSG2E, CSSO2G1, MATS
MI	J H Campbell	1710	1	########	23	0	Coal	Tangentially-fired	Dry Sorbent Injection	Low NOx Burner Technology w/ Closed-coupled/Separated OFA	Baghouse	Halogenated PAC Sorbent Injection	ARP, CSNOX, CSOSG2E, CSSO2G1, MATS
MI	J H Campbell	1710	1	########	0	0	Coal	Tangentially-fired	Dry Sorbent Injection	Low NOx Burner Technology w/ Closed-coupled/Separated OFA	Baghouse	Halogenated PAC Sorbent Injection	ARP, CSNOX, CSOSG2E, CSSO2G1, MATS
MI	J H Campbell	1710	1	########	1	0	Coal	Tangentially-fired	Dry Sorbent Injection	Low NOx Burner Technology w/ Closed-coupled/Separated OFA	Baghouse	Halogenated PAC Sorbent Injection	ARP, CSNOX, CSOSG2E, CSSO2G1, MATS
MI	J H Campbell	1710	1	########	2	0	Coal	Tangentially-fired	Dry Sorbent Injection	Low NOx Burner Technology w/ Closed-coupled/Separated OFA	Baghouse	Halogenated PAC Sorbent Injection	ARP, CSNOX, CSOSG2E, CSSO2G1, MATS
MI	J H Campbell	1710	1	########	3	0	Coal	Tangentially-fired	Dry Sorbent Injection	Low NOx Burner Technology w/ Closed-coupled/Separated OFA	Baghouse	Halogenated PAC Sorbent Injection	ARP, CSNOX, CSOSG2E, CSSO2G1, MATS
MI	J H Campbell	1710	1	########	4	0	Coal	Tangentially-fired	Dry Sorbent Injection	Low NOx Burner Technology w/ Closed-coupled/Separated OFA	Baghouse	Halogenated PAC Sorbent Injection	ARP, CSNOX, CSOSG2E, CSSO2G1, MATS
MI	J H Campbell	1710	1	########	5	0	Coal	Tangentially-fired	Dry Sorbent Injection	Low NOx Burner Technology w/ Closed-coupled/Separated OFA	Baghouse	Halogenated PAC Sorbent Injection	ARP, CSNOX, CSOSG2E, CSSO2G1, MATS
MI	J H Campbell	1710	1	########	6	0	Coal	Tangentially-fired	Dry Sorbent Injection	Low NOx Burner Technology w/ Closed-coupled/Separated OFA	Baghouse	Halogenated PAC Sorbent Injection	ARP, CSNOX, CSOSG2E, CSSO2G1, MATS
MI	J H Campbell	1710	1	########	7	0	Coal	Tangentially-fired	Dry Sorbent Injection	Low NOx Burner Technology w/ Closed-coupled/Separated OFA	Baghouse	Halogenated PAC Sorbent Injection	ARP, CSNOX, CSOSG2E, CSSO2G1, MATS
MI	J H Campbell	1710	1	########	8	0	Coal	Tangentially-fired	Dry Sorbent Injection	Low NOx Burner Technology w/ Closed-coupled/Separated OFA	Baghouse	Halogenated PAC Sorbent Injection	ARP, CSNOX, CSOSG2E, CSSO2G1, MATS
MI	J H Campbell	1710	1	########	9	0	Coal	Tangentially-fired	Dry Sorbent Injection	Low NOx Burner Technology w/ Closed-coupled/Separated OFA	Baghouse	Halogenated PAC Sorbent Injection	ARP, CSNOX, CSOSG2E, CSSO2G1, MATS
MI	J H Campbell	1710	1	########	10	0	Coal	Tangentially-fired	Dry Sorbent Injection	Low NOx Burner Technology w/ Closed-coupled/Separated OFA	Baghouse	Halogenated PAC Sorbent Injection	ARP, CSNOX, CSOSG2E, CSSO2G1, MATS
MI	J H Campbell	1710	1	########	11	0	Coal	Tangentially-fired	Dry Sorbent Injection	Low NOx Burner Technology w/ Closed-coupled/Separated OFA	Baghouse	Halogenated PAC Sorbent Injection	ARP, CSNOX, CSOSG2E, CSSO2G1, MATS
MI	J H Campbell	1710	1	########	12	0	Coal	Tangentially-fired	Dry Sorbent Injection	Low NOx Burner Technology w/ Closed-coupled/Separated OFA	Baghouse	Halogenated PAC Sorbent Injection	ARP, CSNOX, CSOSG2E, CSSO2G1, MATS
MI	J H Campbell	1710	1	########	13	0	Coal	Tangentially-fired	Dry Sorbent Injection	Low NOx Burner Technology w/ Closed-coupled/Separated OFA	Baghouse	Halogenated PAC Sorbent Injection	ARP, CSNOX, CSOSG2E, CSSO2G1, MATS
MI	J H Campbell	1710	1	########	14	0	Coal	Tangentially-fired	Dry Sorbent Injection	Low NOx Burner Technology w/ Closed-coupled/Separated OFA	Baghouse	Halogenated PAC Sorbent Injection	ARP, CSNOX, CSOSG2E, CSSO2G1, MATS
MI	J H Campbell	1710	1	########	15	0	Coal	Tangentially-fired	Dry Sorbent Injection	Low NOx Burner Technology w/ Closed-coupled/Separated OFA	Baghouse	Halogenated PAC Sorbent Injection	ARP, CSNOX, CSOSG2E, CSSO2G1, MATS
MI	J H Campbell	1710	1	########	16	0	Coal	Tangentially-fired	Dry Sorbent Injection	Low NOx Burner Technology w/ Closed-coupled/Separated OFA	Baghouse	Halogenated PAC Sorbent Injection	ARP, CSNOX, CSOSG2E, CSSO2G1, MATS
MI	J H Campbell	1710	1	########	17	0	Coal	Tangentially-fired	Dry Sorbent Injection	Low NOx Burner Technology w/ Closed-coupled/Separated OFA	Baghouse	Halogenated PAC Sorbent Injection	ARP, CSNOX, CSOSG2E, CSSO2G1, MATS
MI	J H Campbell	1710	1	########	18	0	Coal	Tangentially-fired	Dry Sorbent Injection	Low NOx Burner Technology w/ Closed-coupled/Separated OFA	Baghouse	Halogenated PAC Sorbent Injection	ARP, CSNOX, CSOSG2E, CSSO2G1, MATS
MI	J H Campbell	1710	1	########	19	0	Coal	Tangentially-fired	Dry Sorbent Injection	Low NOx Burner Technology w/ Closed-coupled/Separated OFA	Baghouse	Halogenated PAC Sorbent Injection	ARP, CSNOX, CSOSG2E, CSSO2G1, MATS
MI	J H Campbell	1710	1	########	20	0	Coal	Tangentially-fired	Dry Sorbent Injection	Low NOx Burner Technology w/ Closed-coupled/Separated OFA	Baghouse	Halogenated PAC Sorbent Injection	ARP, CSNOX, CSOSG2E, CSSO2G1, MATS
MI	J H Campbell	1710	1	########	21	0	Coal	Tangentially-fired	Dry Sorbent Injection	Low NOx Burner Technology w/ Closed-coupled/Separated OFA	Baghouse	Halogenated PAC Sorbent Injection	ARP, CSNOX, CSOSG2E, CSSO2G1, MATS
MI	J H Campbell	1710	1	########	22	0	Coal	Tangentially-fired	Dry Sorbent Injection	Low NOx Burner Technology w/ Closed-coupled/Separated OFA	Baghouse	Halogenated PAC Sorbent Injection	ARP, CSNOX, CSOSG2E, CSSO2G1, MATS
MI	J H Campbell	1710	1	########	23	0	Coal	Tangentially-fired	Dry Sorbent Injection	Low NOx Burner Technology w/ Closed-coupled/Separated OFA	Baghouse	Halogenated PAC Sorbent Injection	ARP, CSNOX, CSOSG2E, CSSO2G1, MATS
MI	J H Campbell	1710	1	########	0	0	Coal	Tangentially-fired	Dry Sorbent Injection	Low NOx Burner Technology w/ Closed-coupled/Separated OFA	Baghouse	Halogenated PAC Sorbent Injection	ARP, CSNOX, CSOSG2E, CSSO2G1, MATS
MI	J H Campbell	1710	1	########	1	0	Coal	Tangentially-fired	Dry Sorbent Injection	Low NOx Burner Technology w/ Closed-coupled/Separated OFA	Baghouse	Halogenated PAC Sorbent Injection	ARP, CSNOX, CSOSG2E, CSSO2G1, MATS
MI	J H Campbell	1710	1	########	2	0	Coal	Tangentially-fired	Dry Sorbent Injection	Low NOx Burner Technology w/ Closed-coupled/Separated OFA	Baghouse	Halogenated PAC Sorbent Injection	ARP, CSNOX, CSOSG2E, CSSO2G1, MATS
MI	J H Campbell	1710	1	########	3	0	Coal	Tangentially-fired	Dry Sorbent Injection	Low NOx Burner Technology w/ Closed-coupled/Separated OFA	Baghouse	Halogenated PAC Sorbent Injection	ARP, CSNOX, CSOSG2E, CSSO2G1, MATS
MI	J H Campbell	1710	1	########	4	0	Coal	Tangentially-fired	Dry Sorbent Injection	Low NOx Burner Technology w/ Closed-coupled/Separated OFA	Baghouse	Halogenated PAC Sorbent Injection	ARP, CSNOX, CSOSG2E, CSSO2G1, MATS
MI	J H Campbell	1710	1	########	5	0	Coal	Tangentially-fired	Dry Sorbent Injection	Low NOx Burner Technology w/ Closed-coupled/Separated OFA	Baghouse	Halogenated PAC Sorbent Injection	ARP, CSNOX, CSOSG2E, CSSO2G1, MATS
MI	J H Campbell	1710	1	########	6	0	Coal	Tangentially-fired	Dry Sorbent Injection	Low NOx Burner Technology w/ Closed-coupled/Separated OFA	Baghouse	Halogenated PAC Sorbent Injection	ARP, CSNOX, CSOSG2E, CSSO2G1, MATS
MI	J H Campbell	1710	1	########	7	0	Coal	Tangentially-fired	Dry Sorbent Injection	Low NOx Burner Technology w/ Closed-coupled/Separated OFA	Baghouse	Halogenated PAC Sorbent Injection	ARP, CSNOX, CSOSG2E, CSSO2G1, MATS
MI	J H Campbell	1710	1	########	8	0	Coal	Tangentially-fired	Dry Sorbent Injection	Low NOx Burner Technology w/ Closed-coupled/Separated OFA	Baghouse	Halogenated PAC Sorbent Injection	ARP, CSNOX, CSOSG2E, CSSO2G1, MATS

| | | |

MI	J H Campbell	1710	1	########	8	1	255	709.8	Measured	0.27	Calculated	275.9	Measured	0.105	Calculated	423.5	Measured	0.161	Measured	2630.6	Measured	Coal	Tangentially-fired	Dry Sorbent Injection	Low NOx Burner Technology w/ Closed-coupled/Separated OFA	Baghouse	Halogenated PAC Sorbent Injection	ARP, CSNOX, CSOSG2E, CSSO2G1, MATS
MI	J H Campbell	1710	1	########	9	1	255	715.7	Measured	0.271	Calculated	276.7	Measured	0.105	Calculated	430	Measured	0.163	Measured	2637.9	Measured	Coal	Tangentially-fired	Dry Sorbent Injection	Low NOx Burner Technology w/ Closed-coupled/Separated OFA	Baghouse	Halogenated PAC Sorbent Injection	ARP, CSNOX, CSOSG2E, CSSO2G1, MATS
MI	J H Campbell	1710	1	########	10	1	255	725.6	Measured	0.272	Calculated	279.4	Measured	0.105	Calculated	431.6	Measured	0.162	Measured	2664.1	Measured	Coal	Tangentially-fired	Dry Sorbent Injection	Low NOx Burner Technology w/ Closed-coupled/Separated OFA	Baghouse	Halogenated PAC Sorbent Injection	ARP, CSNOX, CSOSG2E, CSSO2G1, MATS
MI	J H Campbell	1710	1	########	11	1	255	722.2	Measured	0.27	Calculated	280.7	Measured	0.105	Calculated	436.3	Measured	0.163	Measured	2676.7	Measured	Coal	Tangentially-fired	Dry Sorbent Injection	Low NOx Burner Technology w/ Closed-coupled/Separated OFA	Baghouse	Halogenated PAC Sorbent Injection	ARP, CSNOX, CSOSG2E, CSSO2G1, MATS
MI	J H Campbell	1710	1	########	12	1	255	729.7	Measured	0.275	Calculated	278.1	Measured	0.105	Calculated	437.6	Measured	0.165	Measured	2652	Measured	Coal	Tangentially-fired	Dry Sorbent Injection	Low NOx Burner Technology w/ Closed-coupled/Separated OFA	Baghouse	Halogenated PAC Sorbent Injection	ARP, CSNOX, CSOSG2E, CSSO2G1, MATS
MI	J H Campbell	1710	1	########	13	1	255	714.9	Measured	0.27	Calculated	277.9	Measured	0.105	Calculated	431.9	Measured	0.163	Measured	2649.9	Measured	Coal	Tangentially-fired	Dry Sorbent Injection	Low NOx Burner Technology w/ Closed-coupled/Separated OFA	Baghouse	Halogenated PAC Sorbent Injection	ARP, CSNOX, CSOSG2E, CSSO2G1, MATS
MI	J H Campbell	1710	1	########	14	1	254	712.4	Measured	0.271	Calculated	276.2	Measured	0.105	Calculated	429.2	Measured	0.163	Measured	2633.4	Measured	Coal	Tangentially-fired	Dry Sorbent Injection	Low NOx Burner Technology w/ Closed-coupled/Separated OFA	Baghouse	Halogenated PAC Sorbent Injection	ARP, CSNOX, CSOSG2E, CSSO2G1, MATS
MI	J H Campbell	1710	1	########	15	1	255	710.7	Measured	0.271	Calculated	275	Measured	0.105	Calculated	427.4	Measured	0.163	Measured	2621.9	Measured	Coal	Tangentially-fired	Dry Sorbent Injection	Low NOx Burner Technology w/ Closed-coupled/Separated OFA	Baghouse	Halogenated PAC Sorbent Injection	ARP, CSNOX, CSOSG2E, CSSO2G1, MATS
MI	J H Campbell	1710	1	########	16	1	255	715.1	Measured	0.272	Calculated	276.2	Measured	0.105	Calculated	418.7	Measured	0.159	Measured	2633.1	Measured	Coal	Tangentially-fired	Dry Sorbent Injection	Low NOx Burner Technology w/ Closed-coupled/Separated OFA	Baghouse	Halogenated PAC Sorbent Injection	ARP, CSNOX, CSOSG2E, CSSO2G1, MATS
MI	J H Campbell	1710	1	########	17	1	255	721.3	Measured	0.276	Calculated	273.9	Measured	0.105	Calculated	412.6	Measured	0.158	Measured	2611.7	Measured	Coal	Tangentially-fired	Dry Sorbent Injection	Low NOx Burner Technology w/ Closed-coupled/Separated OFA	Baghouse	Halogenated PAC Sorbent Injection	ARP, CSNOX, CSOSG2E, CSSO2G1, MATS
MI	J H Campbell	1710	1	########	18	1	255	698.9	Measured	0.268	Calculated	273.5	Measured	0.105	Calculated	409.5	Measured	0.157	Measured	2608.1	Measured	Coal	Tangentially-fired	Dry Sorbent Injection	Low NOx Burner Technology w/ Closed-coupled/Separated OFA	Baghouse	Halogenated PAC Sorbent Injection	ARP, CSNOX, CSOSG2E, CSSO2G1, MATS
MI	J H Campbell	1710	1	########	19	1	254	699.7	Measured	0.267	Calculated	274.6	Measured	0.105	Calculated	405.8	Measured	0.155	Measured	2618.1	Measured	Coal	Tangentially-fired	Dry Sorbent Injection	Low NOx Burner Technology w/ Closed-coupled/Separated OFA	Baghouse	Halogenated PAC Sorbent Injection	ARP, CSNOX, CSOSG2E, CSSO2G1, MATS
MI	J H Campbell	1710	1	########	20	1	254	695.4	Measured	0.267	Calculated	273.4	Measured	0.105	Calculated	414.5	Measured	0.159	Measured	2606.7	Measured	Coal	Tangentially-fired	Dry Sorbent Injection	Low NOx Burner Technology w/ Closed-coupled/Separated OFA	Baghouse	Halogenated PAC Sorbent Injection	ARP, CSNOX, CSOSG2E, CSSO2G1, MATS
MI	J H Campbell	1710	1	########	21	1	255	696	Measured	0.266	Calculated	274.4	Measured	0.105	Calculated	423.9	Measured	0.162	Measured	2616.7	Measured	Coal	Tangentially-fired	Dry Sorbent Injection	Low NOx Burner Technology w/ Closed-coupled/Separated OFA	Baghouse	Halogenated PAC Sorbent Injection	ARP, CSNOX, CSOSG2E, CSSO2G1, MATS
MI	J H Campbell	1710	1	########	22	1	255	700.1	Measured	0.266	Calculated	276.5	Measured	0.105	Calculated	421.8	Measured	0.16	Measured	2636.5	Measured	Coal	Tangentially-fired	Dry Sorbent Injection	Low NOx Burner Technology w/ Closed-coupled/Separated OFA	Baghouse	Halogenated PAC Sorbent Injection	ARP, CSNOX, CSOSG2E, CSSO2G1, MATS
MI	J H Campbell	1710	1	########	23	1	255	706.7	Measured	0.27	Calculated	274.4	Measured	0.105	Calculated	421.3	Measured	0.161	Measured	2616.7	Measured	Coal	Tangentially-fired	Dry Sorbent Injection	Low NOx Burner Technology w/ Closed-coupled/Separated OFA	Baghouse	Halogenated PAC Sorbent Injection	ARP, CSNOX, CSOSG2E, CSSO2G1, MATS
MI	J H Campbell	1710	1	########	0	1	255	706.8	Measured	0.271	Calculated	273.7	Measured	0.105	Calculated	417.6	Measured	0.16	Measured	2610	Measured	Coal	Tangentially-fired	Dry Sorbent Injection	Low NOx Burner Technology w/ Closed-coupled/Separated OFA	Baghouse	Halogenated PAC Sorbent Injection	ARP, CSNOX, CSOSG2E, CSSO2G1, MATS
MI	J H Campbell	1710	1	########	1	1	255	702.9	Measured	0.27	Calculated	273	Measured	0.105	Calculated	419	Measured	0.161	Measured	2602.7	Measured	Coal	Tangentially-fired	Dry Sorbent Injection	Low NOx Burner Technology w/ Closed-coupled/Separated OFA	Baghouse	Halogenated PAC Sorbent Injection	ARP, CSNOX, CSOSG2E, CSSO2G1, MATS
MI	J H Campbell	1710	1	########	2	1	255	704.8	Measured	0.271	Calculated	272.9	Measured	0.105	Calculated	419	Measured	0.161	Measured	2602.3	Measured	Coal	Tangentially-fired	Dry Sorbent Injection	Low NOx Burner Technology w/ Closed-coupled/Separated OFA	Baghouse	Halogenated PAC Sorbent Injection	ARP, CSNOX, CSOSG2E, CSSO2G1, MATS
MI	J H Campbell	1710	1	########	3	1	255	690.4	Measured	0.266	Calculated	272.2	Measured	0.105	Calculated	417.9	Measured	0.161	Measured	2595.8	Measured	Coal	Tangentially-fired	Dry Sorbent Injection	Low NOx Burner Technology w/ Closed-coupled/Separated OFA	Baghouse	Halogenated PAC Sorbent Injection	ARP, CSNOX, CSOSG2E, CSSO2G1, MATS
MI	J H Campbell	1710	1	########	4	1	255	681	Measured	0.264	Calculated	270.4	Measured	0.105	Calculated	415.1	Measured	0.161	Measured	2578.5	Measured	Coal	Tangentially-fired	Dry Sorbent Injection	Low NOx Burner Technology w/ Closed-coupled/Separated OFA	Baghouse	Halogenated PAC Sorbent Injection	ARP, CSNOX, CSOSG2E, CSSO2G1, MATS
MI	J H Campbell	1710	1	########	5	1	255	704.1	Measured	0.272	Calculated	271.2	Measured	0.105	Calculated	413.6	Measured	0.16	Measured	2585.3	Measured	Coal	Tangentially-fired	Dry Sorbent Injection	Low NOx Burner Technology w/ Closed-coupled/Separated OFA	Baghouse	Halogenated PAC Sorbent Injection	ARP, CSNOX, CSOSG2E, CSSO2G1, MATS
MI	J H Campbell	1710	1	########	6	1	255	696	Measured	0.267	Calculated	273.3	Measured	0.105	Calculated	411.8	Measured	0.158	Measured	2606.1	Measured	Coal	Tangentially-fired	Dry Sorbent Injection	Low NOx Burner Technology w/ Closed-coupled/Separated OFA	Baghouse	Halogenated PAC Sorbent Injection	ARP, CSNOX, CSOSG2E, CSSO2G1, MATS
MI	J H Campbell	1710	1	########	7	1	255	702.6	Measured	0.269	Calculated	273.9	Measured	0.105	Calculated	412.6	Measured	0.158	Measured	2611.1	Measured	Coal	Tangentially-fired	Dry Sorbent Injection	Low NOx Burner Technology w/ Closed-coupled/Separated OFA	Baghouse	Halogenated PAC Sorbent Injection	ARP, CSNOX, CSOSG2E, CSSO2G1, MATS
MI	J H Campbell	1710	1	########	8	1	255	696.7	Measured	0.269	Calculated	271.6	Measured	0.105	Calculated	411.7	Measured	0.159	Measured	2589.4	Measured	Coal	Tangentially-fired	Dry Sorbent Injection	Low NOx Burner Technology w/ Closed-coupled/Separated OFA	Baghouse	Halogenated PAC Sorbent Injection	ARP, CSNOX, CSOSG2E, CSSO2G1, MATS
MI	J H Campbell	1710	1	########	9	1	254	697.4	Measured	0.27	Calculated	271.3	Measured	0.105	Calculated	408.8	Measured	0.158	Measured	2587.2	Measured	Coal	Tangentially-fired	Dry Sorbent Injection	Low NOx Burner Technology w/ Closed-coupled/Separated OFA	Baghouse	Halogenated PAC Sorbent Injection	ARP, CSNOX, CSOSG2E, CSSO2G1, MATS
MI	J H Campbell	1710	1	########	10	1	255	699.2	Measured	0.27	Calculated	271.3	Measured	0.105	Calculated	403.5	Measured	0.156	Measured	2586.3	Measured	Coal	Tangentially-fired	Dry Sorbent Injection	Low NOx Burner Technology w/ Closed-coupled/Separated OFA	Baghouse	Halogenated PAC Sorbent Injection	ARP, CSNOX, CSOSG2E, CSSO2G1, MATS
MI	J H Campbell	1710	1	########	11	1	254	706.5	Measured	0.274	Calculated	270.8	Measured	0.105	Calculated	405.4	Measured	0.157	Measured	2581.9	Measured	Coal	Tangentially-fired	Dry Sorbent Injection	Low NOx Burner Technology w/ Closed-coupled/Separated OFA	Baghouse	Halogenated PAC Sorbent Injection	ARP, CSNOX, CSOSG2E, CSSO2G1, MATS
MI	J H Campbell	1710	1	########	12	1	255	704.7	Measured	0.273	Calculated	270.9	Measured	0.105	Calculated	402.9	Measured	0.156	Measured	2582.6	Measured	Coal	Tangentially-fired	Dry Sorbent Injection	Low NOx Burner Technology w/ Closed-coupled/Separated OFA	Baghouse	Halogenated PAC Sorbent Injection	ARP, CSNOX, CSOSG2E, CSSO2G1, MATS
MI	J H Campbell	1710	1	########	13	1	255	703.7	Measured	0.27	Calculated	273	Measured	0.105	Calculated	403.4	Measured	0.155	Measured	2602.9	Measured	Coal	Tangentially-fired	Dry Sorbent Injection	Low NOx Burner Technology w/ Closed-coupled/Separated OFA	Baghouse	Halogenated PAC Sorbent Injection	ARP, CSNOX, CSOSG2E, CSSO2G1, MATS
MI	J H Campbell	1710	1	########	14	1	255	706.1	Measured	0.273	Calculated	271.7	Measured	0.105	Calculated	409.3	Measured	0.158	Measured	2590.2	Measured	Coal	Tangentially-fired	Dry Sorbent Injection	Low NOx Burner Technology w/ Closed-coupled/Separated OFA	Baghouse	Halogenated PAC Sorbent Injection	ARP, CSNOX, CSOSG2E, CSSO2G1, MATS
MI	J H Campbell	1710	1	########	15	1	255	704.8	Measured	0.272	Calculated	271.7	Measured	0.105	Calculated	404.1	Measured	0.156	Measured	2590.4	Measured	Coal	Tangentially-fired	Dry Sorbent Injection	Low NOx Burner Technology w/ Closed-coupled/Separated OFA	Baghouse	Halogenated PAC Sorbent Injection	ARP, CSNOX, CSOSG2E, CSSO2G1, MATS
MI	J H Campbell	1710	1	########	16	1	255	721.7	Measured	0.279	Calculated	271.6	Measured	0.105	Calculated	401.4	Measured	0.155	Measured	2589.4	Measured	Coal	Tangentially-fired	Dry Sorbent Injection	Low NOx Burner Technology w/ Closed-coupled/Separated OFA	Baghouse	Halogenated PAC Sorbent Injection	ARP, CSNOX, CSOSG2E, CSSO2G1, MATS
MI	J H Campbell	1710	1	########	17	1	255	707.5	Measured	0.273	Calculated	271.7	Measured	0.105	Calculated	401.5	Measured	0.155	Measured	2590.6	Measured	Coal	Tangentially-fired	Dry Sorbent Injection	Low NOx Burner Technology w/ Closed-coupled/Separated OFA	Baghouse	Halogenated PAC Sorbent Injection	ARP, CSNOX, CSOSG2E, CSSO2G1, MATS
MI	J H Campbell	1710	1	########	18	1	255	689.7	Measured	0.266	Calculated	271.4	Measured	0.105	Calculated	398.6	Measured	0.154	Measured	2588	Measured	Coal	Tangentially-fired	Dry Sorbent Injection	Low NOx Burner Technology w/ Closed-coupled/Separated OFA	Baghouse	Halogenated PAC Sorbent Injection	ARP, CSNOX, CSOSG2E, CSSO2G1, MATS
MI	J H Campbell	1710	1	########	19	1	255	704	Measured	0.273	Calculated	270.3	Measured	0.105	Calculated	394.4	Measured	0.153	Measured	2577.6	Measured	Coal	Tangentially-fired	Dry Sorbent Injection	Low NOx Burner Technology w/ Closed-coupled/Separated OFA	Baghouse	Halogenated PAC Sorbent Injection	ARP, CSNOX, CSOSG2E, CSSO2G1, MATS
MI	J H Campbell	1710	1	########	20	1	255	703.1	Measured	0.272	Calculated	271	Measured	0.105	Calculated	392.7	Measured	0.152	Measured	2583.6	Measured	Coal	Tangentially-fired	Dry Sorbent Injection	Low NOx Burner Technology w/ Closed-coupled/Separated OFA	Baghouse	Halogenated PAC Sorbent Injection	ARP, CSNOX, CSOSG2E, CSSO2G1, MATS
MI	J H Campbell	1710	1	########	21	1	254	696.6	Measured	0.269	Calculated	271.8	Measured	0.105	Calculated	404.2	Measured	0.156	Measured	2591.2	Measured	Coal	Tangentially-fired	Dry Sorbent Injection	Low NOx Burner Technology w/ Closed-coupled/Separated OFA	Baghouse	Halogenated PAC Sorbent Injection	ARP, CSNOX, CSOSG2E, CSSO2G1, MATS
MI	J H Campbell	1710	1	########	22	1	255	771	Measured	0.297	Calculated	272.6	Measured	0.105	Calculated	405.5	Measured	0.156	Measured	2599.4	Measured	Coal	Tangentially-fired	Dry Sorbent Injection	Low NOx Burner Technology w/ Closed-coupled/Separated OFA	Baghouse	Halogenated PAC Sorbent Injection	ARP, CSNOX, CSOSG2E, CSSO2G1, MATS
MI	J H Campbell	1710	1	########	23	1	255	800.8	Measured	0.309	Calculated	271.8	Measured	0.105	Calculated	409.5	Measured	0.158	Measured	2591.8	Measured	Coal	Tangentially-fired	Dry Sorbent Injection	Low NOx Burner Technology w/ Closed-coupled/Separated OFA	Baghouse	Halogenated PAC Sorbent Injection	ARP, CSNOX, CSOSG2E, CSSO2G1, MATS
MI	J H Campbell	1710	1	8/1/2025	0	1	254	722.1	Measured	0.276	Calculated	274.8	Measured	0.105	Calculated	408.7	Measured	0.156	Measured	2619.8	Measured	Coal	Tangentially-fired	Dry Sorbent Injection	Low NOx Burner Technology w/ Closed-coupled/Separated OFA	Baghouse	Halogenated PAC Sorbent Injection	ARP, CSNOX, CSOSG2E, CSSO2G1, MATS
MI	J H Campbell	1710	1	8/1/2025	1	1	255	693.1	Measured	0.265	Calculated	274.2	Measured	0.105	Calculated	402.6	Measured	0.154	Measured	2614	Measured	Coal	Tangentially-fired	Dry Sorbent Injection	Low NOx Burner Technology w/ Closed-coupled/Separated OFA	Baghouse	Halogenated PAC Sorbent Injection	ARP, CSNOX, CSOSG2E, CSSO2G1, MATS
MI	J H Campbell	1710	1	8/1/2025	2	1	255	711.6	Measured	0.272	Calculated	274.5	Measured	0.105	Calculated	400.4	Measured	0.153	Measured	2617.2	Measured	Coal	Tangentially-fired	Dry Sorbent Injection	Low NOx Burner Technology w/ Closed-coupled/Separated OFA	Baghouse	Halogenated PAC Sorbent Injection	ARP, CSNOX, CSOSG2E, CSSO2G1, MATS
MI	J H Campbell	1710	1	8/1/2025	3	1	254	694.1	Measured	0.266	Calculated	273.8	Measured	0.105	Calculated	402	Measured	0.154	Measured	2610.7	Measured	Coal	Tangentially-fired	Dry Sorbent Injection	Low NOx Burner Technology w/ Closed-coupled/Separated OFA	Baghouse	Halogenated PAC Sorbent Injection	ARP, CSNOX, CSOSG2E, CSSO2G1, MATS
MI	J H Campbell	1710	1	8/1/2025	4	1	254	659.4	Measured	0.256	Calculated	270.4	Measured	0.105	Calculated	394.4	Measured	0.153	Measured	2577.9	Measured	Coal	Tangentially-fired	Dry Sorbent Injection	Low NOx Burner Technology w/ Closed-coupled/Separated OFA	Baghouse	Halogenated PAC Sorbent Injection	ARP, CSNOX, CSOSG2E, CSSO2G1, MATS
MI	J H Campbell	1710	1	8/1/2025	5	1	255	673.4	Measured	0.258	Calculated	273.6	Measured	0.105	Calculated	391.3	Measured	0.15	Measured	2608.9	Measured	Coal	Tangentially-fired	Dry Sorbent Injection	Low NOx Burner Technology w/ Closed-coupled/Separated OFA	Baghouse	Halogenated PAC Sorbent Injection	ARP, CSNOX, CSOSG2E, CSSO2G1, MATS
MI	J H Campbell	1710	1	8/1/2025	6	1	255	694.4	Measured	0.264	Calculated	275.6	Measured	0.105	Calculated	394.2	Measured	0.15	Measured	2628.1	Measured	Coal	Tangentially-fired	Dry Sorbent Injection	Low NOx Burner Technology w/ Closed-coupled/Separated OFA	Baghouse	Halogenated PAC Sorbent Injection	ARP, CSNOX, CSOSG2E, CSSO2G1, MATS
MI	J H Campbell	1710	1	8/1/2025	7	1	255	701.9	Measured	0.267	Calculated	275.5	Measured	0.105	Calculated	396.7	Measured	0.151	Measured	2626.9	Measured	Coal	Tangentially-fired	Dry Sorbent Injection	Low NOx Burner Technology w/ Closed-coupled/Separated OFA	Baghouse	Halogenated PAC Sorbent Injection	ARP, CSNOX, CSOSG2E, CSSO2G1, MATS
MI	J H Campbell	1710	1	8/1/2025	8	1	254	696.8	Measured	0.269	Calculated	271.6	Measured	0.105	Calculated	398.8	Measured	0.154	Measured	2589.3	Measured	Coal	Tangentially-fired	Dry Sorbent Injection	Low NOx Burner Technology w/ Closed-coupled/Separated OFA	Baghouse	Halogenated PAC Sorbent Injection	ARP, CSNOX, CSOSG2E, CSSO2G1, MATS
MI	J H Campbell	1710	1	8/1/2025	9	1	254	701.3	Measured	0.272	Calculated	270.1	Measured	0.105	Calculated	404.2	Measured	0.157	Measured	2574.8	Measured	Coal	Tangentially-fired	Dry Sorbent Injection	Low NOx Burner Technology w/ Closed-coupled/Separated OFA	Baghouse	Halogenated PAC Sorbent Injection	ARP, CSNOX, CSOSG2E, CSSO2G1, MATS
MI	J H Campbell	1710	1	8/1/2025	10	1	255	702.1	Measured	0.272	Calculated	270.4	Measured	0.105	Calculated	409.9	Measured	0.159	Measured	2577.9	Measured	Coal	Tangentially-fired	Dry Sorbent Injection	Low NOx Burner Technology w/ Closed-coupled/Separated OFA	Baghouse	Halogenated PAC Sorbent Injection	ARP, CSNOX, CSOSG2E, CSSO2G1, MATS
MI	J H Campbell	1710	1	8/1/2025	11	1	255	711.3	Measured	0.275	Calculated	270.9	Measured	0.105	Calculated	400.3	Measured	0.155	Measured	2582.9	Measured	Coal	Tangentially-fired	Dry Sorbent Injection	Low NOx Burner Technology w/ Closed-coupled/Separated OFA	Baghouse	Halogenated PAC Sorbent Injection	ARP, CSNOX, CSOSG2E, CSSO2G1, MATS
MI	J H Campbell	1710	1	8/1/2025	12	1	255	682	Measured	0.263	Calculated	271.9	Measured	0.105	Calculated	391.5	Measured	0.151	Measured	2592.8	Measured	Coal	Tangentially-fired	Dry Sorbent Injection	Low NOx Burner Technology w/ Closed-coupled/Separated OFA	Baghouse	Halogenated PAC Sorbent Injection	ARP, CSNOX, CSOSG2E, CSSO2G1, MATS
MI	J H Campbell	1710	1	8/1/2025	13	1	255	688.6	Measured	0.265	Calculated	272.2	Measured	0.105	Calculated	402.3	Measured	0.155	Measured	2595.5	Measured	Coal	Tangentially-fired	Dry Sorbent Injection	Low NOx Burner Technology w/ Closed-coupled/Separated OFA	Baghouse	Halogenated PAC Sorbent Injection	ARP, CSNOX, CSOSG2E, CSSO2G1, MATS
MI	J H Campbell	1710	1	8/1/2025	14	1	255	699.3	Measured	0.27	Calculated	271.6	Measured	0.105	Calculated	406.5	Measured	0.157	Measured	2589.3	Measured	Coal	Tangentially-fired	Dry Sorbent Injection	Low NOx Burner Technology w/ Closed-coupled/Separated OFA	Baghouse	Halogenated PAC Sorbent Injection	ARP, CSNOX, CSOSG2E, CSSO2G1, MATS
MI	J H Campbell	1710	1	8/1/2025	15	1	255	698.8	Measured	0.271	Calculated	270.4	Measured	0.105	Calculated	404.7	Measured	0.157	Measured	2577.9	Measured	Coal	Tangentially-fired	Dry Sorbent Injection	Low NOx Burner Technology w/ Closed-coupled/Separated OFA	Baghouse	Halogenated PAC Sorbent Injection	ARP, CSNOX, CSOSG2E, CSSO2G1, MATS
MI	J H Campbell	1710	1	8/1/2025	16	1	255	717	Measured	0.278	Calculated	270.1	Measured	0.105	Calculated	401.7	Measured	0.156	Measured	2575	Measured	Coal	Tangentially-fired	Dry Sorbent Injection	Low NOx Burner Technology w/ Closed-coupled/Separated OFA	Baghouse	Halogenated PAC Sorbent Injection	ARP, CSNOX, CSOSG2E, CSSO2G1, MATS
MI	J H Campbell	1710	1	8/1/2025	17	1	255	702.6	Measured	0.274	Calculated	269.3	Measured	0.105	Calculated	400.6	Measured	0.156	Measured	2567.7	Measured	Coal	Tangentially-fired	Dry Sorbent Injection	Low NOx Burner Technology w/ Closed-coupled/Separated OFA	Baghouse	Halogenated PAC Sorbent Injection	ARP, CSNOX, CSOSG2E, CSSO2G1, MATS
MI	J H Campbell	1710	1	8/1/2025	18	1	255	698.3	Measured	0.272	Calculated	268.9	Measured	0.105	Calculated	394.9	Measured	0.154	Measured	2564	Measured	Coal	Tangentially-fired	Dry Sorbent Injection	Low NOx Burner Technology w/ Closed-coupled/Separated OFA	Baghouse	Halogenated PAC Sorbent Injection	ARP, CSNOX, CSOSG2E, CSSO2G1, MATS
MI	J H Campbell	1710	1	8/1/2025	19	1	255	682.4	Measured	0.267	Calculated	268.3	Measured	0.105	Calculated	394	Measured	0.154	Measured	2558.2	Measured	Coal	Tangentially-fired	Dry Sorbent Injection	Low NOx Burner Technology w/ Closed-coupled/Separated OFA	Baghouse	Halogenated PAC Sorbent Injection	ARP, CSNOX, CSOSG2E, CSSO2G1, MATS
MI	J H Campbell	1710	1	8/1/2025	20	1	254	683.7	Measured	0.269	Calculated	266.8	Measured	0.105	Calculated	394.2	Measured	0.155	Measured	2543.5	Measured	Coal	Tangentially-fired	Dry Sorbent Injection	Low NOx Burner Technology w/ Closed-coupled/Separated OFA	Baghouse	Halogenated PAC Sorbent Injection	ARP, CSNOX, CSOSG2E, CSSO2G1, MATS
MI	J H Campbell	1710	1	8/1/2025	21	1	255	680.2	Measured	0.267	Calculated	267.7	Measured	0.105	Calculated	403.3	Measured	0.158	Measured	2552.3	Measured	Coal	Tangentially-fired	Dry Sorbent Injection	Low NOx Burner Technology w/ Closed-coupled/Separated OFA	Baghouse	Halogenated PAC Sorbent Injection	ARP, CSNOX, CSOSG2E, CSSO2G1, MATS
MI	J H Campbell	1710	1	8/1/2025	22	1	255	680.1	Measured	0.265	Calculated	268.9	Measured	0.105	Calculated	402.5	Measured	0.157	Measured	2563.6	Measured	Coal	Tangentially-fired	Dry Sorbent Injection	Low NOx Burner Technology w/ Closed-coupled/Separated OFA	Baghouse	Halogenated PAC Sorbent Injection	ARP, CSNOX, CSOSG2E, CSSO2G1, MATS
MI	J H Campbell	1710	1	8/1/2025	23	1	255	688.9	Measured	0.268	Calculated	270	Measured	0.105	Calculated	399	Measured	0.155	Measured	2574.5	Measured	Coal	Tangentially-fired	Dry Sorbent Injection	Low NOx Burner Technology w/ Closed-coupled/Separated OFA	Baghouse	Halogenated PAC Sorbent Injection	ARP, CSNOX, CSOSG2E, CSSO2G1, MATS
MI	J H Campbell	1710	1	8/2/2025	0	1	255	691.2	Measured	0.271	Calculated	267.9	Measured	0.105	Calculated	395.9	Measured	0.155	Measured	2554.4	Measured	Coal	Tangentially-fired	Dry Sorbent Injection	Low NOx Burner Technology w/ Closed-coupled/Separated OFA	Baghouse	Halogenated PAC Sorbent Injection	ARP, CSNOX, CSOSG2E, CSSO2G1, MATS
MI	J H Campbell	1710	1	8/2/2025	1	1	255	690.6	Measured	0.27	Calculated	268.4	Measured	0.105	Calculated	394.2	Measured	0.154	Measured	2559.5	Measured	Coal	Tangentially-fired	Dry Sorbent Injection	Low NOx Burner Technology w/ Closed-coupled/Separated OFA	Baghouse	Halogenated PAC Sorbent Injection	ARP, CSNOX, CSOSG2E, CSSO2G1, MATS
MI	J H Campbell	1710	1	8/2/2025	2	1	255	686.4	Measured	0.269	Calculated	268.1	Measured	0.105	Calculated	393.6	Measured	0.154	Measured	2556.1	Measured	Coal	Tangentially-fired	Dry Sorbent Injection	Low NOx Burner Technology w/ Closed-coupled/Separated OFA	Baghouse	Halogenated PAC Sorbent Injection	ARP, CSNOX, CSOSG2E, CSSO2G1, MATS
MI	J H Campbell	1710	1	8/2/2025	3	1	254	681.1	Measured	0.266	Calculated	269	Measured	0.105	Calculated	395	Measured	0.154	Measured	2564.8	Measured	Coal	Tangentially-fired	Dry Sorbent Injection	Low NOx Burner Technology w/ Closed-coupled/Separated OFA	Baghouse	Halogenated PAC Sorbent Injection	ARP, CSNOX, CSOSG2E, CSSO2G1, MATS
MI	J H Campbell	1710	1	8/2/2025	4	1	255	660.1	Measured	0.261	Calculated	265.2	Measured	0.105	Calculated	397	Measured	0.157	Measured	2528.8	Measured	Coal	Tangentially-fired	Dry Sorbent Injection	Low NOx Burner Technology w/ Closed-coupled/Separated OFA	Baghouse	Halogenated PAC Sorbent Injection	ARP, CSNOX, CSOSG2E, CSSO2G1, MATS
MI	J H Campbell	1710	1	8/2/2025	5	1	255	688.6	Measured	0.27	Calculated	267.9	Measured	0.105	Calculated	403.6	Measured	0.158	Measured	2554.5	Measured	Coal	Tangentially-fired	Dry Sorbent Injection	Low NOx Burner Technology w/ Closed-coupled/Separated OFA	Baghouse	Halogenated PAC Sorbent Injection	ARP, CSNOX, CSOSG2E, CSSO2G1, MATS
MI	J H Campbell	1710	1	8/2/2025	6	1	255	690	Measured	0.271	Calculated	267.2	Measured	0.105	Calculated	400	Measured	0.157	Measured	2547.7	Measured	Coal	Tangentially-fired	Dry Sorbent Injection	Low NOx Burner Technology w/ Closed-coupled/Separated OFA	Baghouse	Halogenated PAC Sorbent Injection	ARP, CSNOX, CSOSG2E, CSSO2G1, MATS
MI	J H Campbell	1710	1	8/2/2025	7	1	255	688.6	Measured	0.269	Calculated	268.4	Measured	0.105	Calculated	396.7	Measured	0.155	Measured	2559.2	Measured	Coal	Tangentially-fired	Dry Sorbent Injection	Low NOx Burner Technology w/ Closed-coupled/Separated OFA	Baghouse	Halogenated PAC Sorbent Injection	ARP, CSNOX, CSOSG2E, CSSO2G1, MATS
MI	J H Campbell	1710	1	8/2/2025	8	1	255	719	Measured	0.283	Calculated	266.2	Measured	0.105	Calculated	393.4	Measured	0.155	Measured	2538	Measured	Coal	Tangentially-fired	Dry Sorbent Injection	Low NOx Burner Technology w/ Closed-coupled/Separated OFA	Baghouse	Halogenated PAC Sorbent Injection	ARP, C

MI	J H Campbell	1710	1	8/4/2025	7	1	209	572.6	Measured	0.271	Calculated	221.4	Measured	0.105	Calculated	320.9	Measured	0.158	Measured	2110.9	Measured	Coal	Tangentially-fired	Dry Sorbent Injection	Low NOx Burner Technology w/ Closed-coupled/Separated OFA	Baghouse	Halogenated PAC Sorbent Injection	ARP, CSNOX, CSOSG2E, CSSO2G1, MATS
MI	J H Campbell	1710	1	8/4/2025	8	1	208	565.8	Measured	0.268	Calculated	221.1	Measured	0.105	Calculated	314.1	Measured	0.149	Measured	2107.8	Measured	Coal	Tangentially-fired	Dry Sorbent Injection	Low NOx Burner Technology w/ Closed-coupled/Separated OFA	Baghouse	Halogenated PAC Sorbent Injection	ARP, CSNOX, CSOSG2E, CSSO2G1, MATS
MI	J H Campbell	1710	1	8/4/2025	9	1	209	564.7	Measured	0.267	Calculated	221.5	Measured	0.105	Calculated	321	Measured	0.152	Measured	2111.9	Measured	Coal	Tangentially-fired	Dry Sorbent Injection	Low NOx Burner Technology w/ Closed-coupled/Separated OFA	Baghouse	Halogenated PAC Sorbent Injection	ARP, CSNOX, CSOSG2E, CSSO2G1, MATS
MI	J H Campbell	1710	1	8/4/2025	10	1	213	583.2	Measured	0.27	Calculated	226.7	Measured	0.105	Calculated	328.6	Measured	0.152	Measured	2161.9	Measured	Coal	Tangentially-fired	Dry Sorbent Injection	Low NOx Burner Technology w/ Closed-coupled/Separated OFA	Baghouse	Halogenated PAC Sorbent Injection	ARP, CSNOX, CSOSG2E, CSSO2G1, MATS
MI	J H Campbell	1710	1	8/4/2025	11	1	222	600.4	Measured	0.267	Calculated	235.9	Measured	0.105	Calculated	357.6	Measured	0.159	Measured	2249.2	Measured	Coal	Tangentially-fired	Dry Sorbent Injection	Low NOx Burner Technology w/ Closed-coupled/Separated OFA	Baghouse	Halogenated PAC Sorbent Injection	ARP, CSNOX, CSOSG2E, CSSO2G1, MATS
MI	J H Campbell	1710	1	8/4/2025	12	1	223	610.1	Measured	0.27	Calculated	236.8	Measured	0.105	Calculated	361.2	Measured	0.16	Measured	2257.5	Measured	Coal	Tangentially-fired	Dry Sorbent Injection	Low NOx Burner Technology w/ Closed-coupled/Separated OFA	Baghouse	Halogenated PAC Sorbent Injection	ARP, CSNOX, CSOSG2E, CSSO2G1, MATS
MI	J H Campbell	1710	1	8/4/2025	13	1	223	618	Measured	0.275	Calculated	235.3	Measured	0.105	Calculated	347.8	Measured	0.155	Measured	2243.8	Measured	Coal	Tangentially-fired	Dry Sorbent Injection	Low NOx Burner Technology w/ Closed-coupled/Separated OFA	Baghouse	Halogenated PAC Sorbent Injection	ARP, CSNOX, CSOSG2E, CSSO2G1, MATS
MI	J H Campbell	1710	1	8/4/2025	14	1	243	684.1	Measured	0.278	Calculated	258.1	Measured	0.105	Calculated	366.7	Measured	0.149	Measured	2461.4	Measured	Coal	Tangentially-fired	Dry Sorbent Injection	Low NOx Burner Technology w/ Closed-coupled/Separated OFA	Baghouse	Halogenated PAC Sorbent Injection	ARP, CSNOX, CSOSG2E, CSSO2G1, MATS
MI	J H Campbell	1710	1	8/4/2025	15	1	255	678.9	Measured	0.263	Calculated	270.3	Measured	0.105	Calculated	402	Measured	0.156	Measured	2576.9	Measured	Coal	Tangentially-fired	Dry Sorbent Injection	Low NOx Burner Technology w/ Closed-coupled/Separated OFA	Baghouse	Halogenated PAC Sorbent Injection	ARP, CSNOX, CSOSG2E, CSSO2G1, MATS
MI	J H Campbell	1710	1	8/4/2025	16	1	255	693.4	Measured	0.27	Calculated	269.8	Measured	0.105	Calculated	401.3	Measured	0.156	Measured	2572.6	Measured	Coal	Tangentially-fired	Dry Sorbent Injection	Low NOx Burner Technology w/ Closed-coupled/Separated OFA	Baghouse	Halogenated PAC Sorbent Injection	ARP, CSNOX, CSOSG2E, CSSO2G1, MATS
MI	J H Campbell	1710	1	8/4/2025	17	1	255	702.3	Measured	0.274	Calculated	268.9	Measured	0.105	Calculated	405.1	Measured	0.158	Measured	2564.2	Measured	Coal	Tangentially-fired	Dry Sorbent Injection	Low NOx Burner Technology w/ Closed-coupled/Separated OFA	Baghouse	Halogenated PAC Sorbent Injection	ARP, CSNOX, CSOSG2E, CSSO2G1, MATS
MI	J H Campbell	1710	1	8/4/2025	18	1	255	692.7	Measured	0.269	Calculated	270	Measured	0.105	Calculated	409.4	Measured	0.159	Measured	2574.8	Measured	Coal	Tangentially-fired	Dry Sorbent Injection	Low NOx Burner Technology w/ Closed-coupled/Separated OFA	Baghouse	Halogenated PAC Sorbent Injection	ARP, CSNOX, CSOSG2E, CSSO2G1, MATS
MI	J H Campbell	1710	1	8/4/2025	19	1	256	689.8	Measured	0.267	Calculated	270.9	Measured	0.105	Calculated	408.1	Measured	0.158	Measured	2583	Measured	Coal	Tangentially-fired	Dry Sorbent Injection	Low NOx Burner Technology w/ Closed-coupled/Separated OFA	Baghouse	Halogenated PAC Sorbent Injection	ARP, CSNOX, CSOSG2E, CSSO2G1, MATS
MI	J H Campbell	1710	1	8/4/2025	20	1	255	694.9	Measured	0.27	Calculated	270.1	Measured	0.105	Calculated	417.2	Measured	0.162	Measured	2575	Measured	Coal	Tangentially-fired	Dry Sorbent Injection	Low NOx Burner Technology w/ Closed-coupled/Separated OFA	Baghouse	Halogenated PAC Sorbent Injection	ARP, CSNOX, CSOSG2E, CSSO2G1, MATS
MI	J H Campbell	1710	1	8/4/2025	21	1	255	688.7	Measured	0.269	Calculated	268.7	Measured	0.105	Calculated	417.6	Measured	0.163	Measured	2562.1	Measured	Coal	Tangentially-fired	Dry Sorbent Injection	Low NOx Burner Technology w/ Closed-coupled/Separated OFA	Baghouse	Halogenated PAC Sorbent Injection	ARP, CSNOX, CSOSG2E, CSSO2G1, MATS
MI	J H Campbell	1710	1	8/4/2025	22	1	255	692	Measured	0.269	Calculated	270	Measured	0.105	Calculated	414.4	Measured	0.161	Measured	2573.9	Measured	Coal	Tangentially-fired	Dry Sorbent Injection	Low NOx Burner Technology w/ Closed-coupled/Separated OFA	Baghouse	Halogenated PAC Sorbent Injection	ARP, CSNOX, CSOSG2E, CSSO2G1, MATS
MI	J H Campbell	1710	1	8/4/2025	23	1	255	700.5	Measured	0.273	Calculated	269.2	Measured	0.105	Calculated	408.2	Measured	0.159	Measured	2567.1	Measured	Coal	Tangentially-fired	Dry Sorbent Injection	Low NOx Burner Technology w/ Closed-coupled/Separated OFA	Baghouse	Halogenated PAC Sorbent Injection	ARP, CSNOX, CSOSG2E, CSSO2G1, MATS
MI	J H Campbell	1710	1	8/5/2025	0	1	255	711.4	Measured	0.277	Calculated	269.5	Measured	0.105	Calculated	408.5	Measured	0.159	Measured	2569.1	Measured	Coal	Tangentially-fired	Dry Sorbent Injection	Low NOx Burner Technology w/ Closed-coupled/Separated OFA	Baghouse	Halogenated PAC Sorbent Injection	ARP, CSNOX, CSOSG2E, CSSO2G1, MATS
MI	J H Campbell	1710	1	8/5/2025	1	1	255	692.4	Measured	0.27	Calculated	268.9	Measured	0.105	Calculated	405.1	Measured	0.158	Measured	2563.8	Measured	Coal	Tangentially-fired	Dry Sorbent Injection	Low NOx Burner Technology w/ Closed-coupled/Separated OFA	Baghouse	Halogenated PAC Sorbent Injection	ARP, CSNOX, CSOSG2E, CSSO2G1, MATS
MI	J H Campbell	1710	1	8/5/2025	2	1	255	686.5	Measured	0.27	Calculated	267.1	Measured	0.105	Calculated	404.9	Measured	0.159	Measured	2546.7	Measured	Coal	Tangentially-fired	Dry Sorbent Injection	Low NOx Burner Technology w/ Closed-coupled/Separated OFA	Baghouse	Halogenated PAC Sorbent Injection	ARP, CSNOX, CSOSG2E, CSSO2G1, MATS
MI	J H Campbell	1710	1	8/5/2025	3	1	256	684.6	Measured	0.266	Calculated	270.1	Measured	0.105	Calculated	412.1	Measured	0.16	Measured	2575.4	Measured	Coal	Tangentially-fired	Dry Sorbent Injection	Low NOx Burner Technology w/ Closed-coupled/Separated OFA	Baghouse	Halogenated PAC Sorbent Injection	ARP, CSNOX, CSOSG2E, CSSO2G1, MATS
MI	J H Campbell	1710	1	8/5/2025	4	1	256	662.1	Measured	0.261	Calculated	266.4	Measured	0.105	Calculated	401.4	Measured	0.158	Measured	2540.3	Measured	Coal	Tangentially-fired	Dry Sorbent Injection	Low NOx Burner Technology w/ Closed-coupled/Separated OFA	Baghouse	Halogenated PAC Sorbent Injection	ARP, CSNOX, CSOSG2E, CSSO2G1, MATS
MI	J H Campbell	1710	1	8/5/2025	5	1	255	680.5	Measured	0.265	Calculated	269.5	Measured	0.105	Calculated	408.6	Measured	0.159	Measured	2569.7	Measured	Coal	Tangentially-fired	Dry Sorbent Injection	Low NOx Burner Technology w/ Closed-coupled/Separated OFA	Baghouse	Halogenated PAC Sorbent Injection	ARP, CSNOX, CSOSG2E, CSSO2G1, MATS
MI	J H Campbell	1710	1	8/5/2025	6	1	255	685.6	Measured	0.267	Calculated	269.7	Measured	0.105	Calculated	411.5	Measured	0.16	Measured	2571.8	Measured	Coal	Tangentially-fired	Dry Sorbent Injection	Low NOx Burner Technology w/ Closed-coupled/Separated OFA	Baghouse	Halogenated PAC Sorbent Injection	ARP, CSNOX, CSOSG2E, CSSO2G1, MATS
MI	J H Campbell	1710	1	8/5/2025	7	1	256	692.1	Measured	0.268	Calculated	271	Measured	0.105	Calculated	413.5	Measured	0.16	Measured	2584.2	Measured	Coal	Tangentially-fired	Dry Sorbent Injection	Low NOx Burner Technology w/ Closed-coupled/Separated OFA	Baghouse	Halogenated PAC Sorbent Injection	ARP, CSNOX, CSOSG2E, CSSO2G1, MATS
MI	J H Campbell	1710	1	8/5/2025	8	1	255	717.2	Measured	0.278	Calculated	270.4	Measured	0.105	Calculated	412.5	Measured	0.16	Measured	2578.1	Measured	Coal	Tangentially-fired	Dry Sorbent Injection	Low NOx Burner Technology w/ Closed-coupled/Separated OFA	Baghouse	Halogenated PAC Sorbent Injection	ARP, CSNOX, CSOSG2E, CSSO2G1, MATS
MI	J H Campbell	1710	1	8/5/2025	9	1	255	701.5	Measured	0.272	Calculated	270.6	Measured	0.105	Calculated	402.5	Measured	0.156	Measured	2580.3	Measured	Coal	Tangentially-fired	Dry Sorbent Injection	Low NOx Burner Technology w/ Closed-coupled/Separated OFA	Baghouse	Halogenated PAC Sorbent Injection	ARP, CSNOX, CSOSG2E, CSSO2G1, MATS
MI	J H Campbell	1710	1	8/5/2025	10	1	256	705.8	Measured	0.27	Calculated	273.8	Measured	0.105	Calculated	402	Measured	0.154	Measured	2610.2	Measured	Coal	Tangentially-fired	Dry Sorbent Injection	Low NOx Burner Technology w/ Closed-coupled/Separated OFA	Baghouse	Halogenated PAC Sorbent Injection	ARP, CSNOX, CSOSG2E, CSSO2G1, MATS
MI	J H Campbell	1710	1	8/5/2025	11	1	248	689.2	Measured	0.272	Calculated	266.1	Measured	0.105	Calculated	398.4	Measured	0.157	Measured	2537.4	Measured	Coal	Tangentially-fired	Dry Sorbent Injection	Low NOx Burner Technology w/ Closed-coupled/Separated OFA	Baghouse	Halogenated PAC Sorbent Injection	ARP, CSNOX, CSOSG2E, CSSO2G1, MATS
MI	J H Campbell	1710	1	8/5/2025	12	1	234	646.6	Measured	0.273	Calculated	248.1	Measured	0.105	Calculated	383.2	Measured	0.162	Measured	2365.2	Measured	Coal	Tangentially-fired	Dry Sorbent Injection	Low NOx Burner Technology w/ Closed-coupled/Separated OFA	Baghouse	Halogenated PAC Sorbent Injection	ARP, CSNOX, CSOSG2E, CSSO2G1, MATS
MI	J H Campbell	1710	1	8/5/2025	13	1	237	678.6	Measured	0.282	Calculated	252.4	Measured	0.105	Calculated	382.6	Measured	0.159	Measured	2406.2	Measured	Coal	Tangentially-fired	Dry Sorbent Injection	Low NOx Burner Technology w/ Closed-coupled/Separated OFA	Baghouse	Halogenated PAC Sorbent Injection	ARP, CSNOX, CSOSG2E, CSSO2G1, MATS
MI	J H Campbell	1710	1	8/5/2025	14	1	254	711.3	Measured	0.273	Calculated	273.1	Measured	0.105	Calculated	416.7	Measured	0.16	Measured	2604.4	Measured	Coal	Tangentially-fired	Dry Sorbent Injection	Low NOx Burner Technology w/ Closed-coupled/Separated OFA	Baghouse	Halogenated PAC Sorbent Injection	ARP, CSNOX, CSOSG2E, CSSO2G1, MATS
MI	J H Campbell	1710	1	8/5/2025	15	1	254	692.7	Measured	0.265	Calculated	274.6	Measured	0.105	Calculated	416.3	Measured	0.159	Measured	2618.3	Measured	Coal	Tangentially-fired	Dry Sorbent Injection	Low NOx Burner Technology w/ Closed-coupled/Separated OFA	Baghouse	Halogenated PAC Sorbent Injection	ARP, CSNOX, CSOSG2E, CSSO2G1, MATS
MI	J H Campbell	1710	1	8/5/2025	16	1	254	704.5	Measured	0.272	Calculated	272	Measured	0.105	Calculated	412.4	Measured	0.159	Measured	2593.9	Measured	Coal	Tangentially-fired	Dry Sorbent Injection	Low NOx Burner Technology w/ Closed-coupled/Separated OFA	Baghouse	Halogenated PAC Sorbent Injection	ARP, CSNOX, CSOSG2E, CSSO2G1, MATS
MI	J H Campbell	1710	1	8/5/2025	17	1	253	705.4	Measured	0.273	Calculated	270.6	Measured	0.105	Calculated	405.1	Measured	0.157	Measured	2580.5	Measured	Coal	Tangentially-fired	Dry Sorbent Injection	Low NOx Burner Technology w/ Closed-coupled/Separated OFA	Baghouse	Halogenated PAC Sorbent Injection	ARP, CSNOX, CSOSG2E, CSSO2G1, MATS
MI	J H Campbell	1710	1	8/5/2025	18	1	253	685.5	Measured	0.268	Calculated	268.8	Measured	0.105	Calculated	404.9	Measured	0.158	Measured	2562.5	Measured	Coal	Tangentially-fired	Dry Sorbent Injection	Low NOx Burner Technology w/ Closed-coupled/Separated OFA	Baghouse	Halogenated PAC Sorbent Injection	ARP, CSNOX, CSOSG2E, CSSO2G1, MATS
MI	J H Campbell	1710	1	8/5/2025	19	1	254	689	Measured	0.268	Calculated	269.8	Measured	0.105	Calculated	409.1	Measured	0.159	Measured	2572.7	Measured	Coal	Tangentially-fired	Dry Sorbent Injection	Low NOx Burner Technology w/ Closed-coupled/Separated OFA	Baghouse	Halogenated PAC Sorbent Injection	ARP, CSNOX, CSOSG2E, CSSO2G1, MATS
MI	J H Campbell	1710	1	8/5/2025	20	1	254	683.7	Measured	0.265	Calculated	270.8	Measured	0.105	Calculated	415.7	Measured	0.161	Measured	2581.8	Measured	Coal	Tangentially-fired	Dry Sorbent Injection	Low NOx Burner Technology w/ Closed-coupled/Separated OFA	Baghouse	Halogenated PAC Sorbent Injection	ARP, CSNOX, CSOSG2E, CSSO2G1, MATS
MI	J H Campbell	1710	1	8/5/2025	21	1	254	683.4	Measured	0.266	Calculated	269.7	Measured	0.105	Calculated	411.4	Measured	0.16	Measured	2571.1	Measured	Coal	Tangentially-fired	Dry Sorbent Injection	Low NOx Burner Technology w/ Closed-coupled/Separated OFA	Baghouse	Halogenated PAC Sorbent Injection	ARP, CSNOX, CSOSG2E, CSSO2G1, MATS
MI	J H Campbell	1710	1	8/5/2025	22	1	253	686.5	Measured	0.266	Calculated	270.4	Measured	0.105	Calculated	412.5	Measured	0.16	Measured	2578	Measured	Coal	Tangentially-fired	Dry Sorbent Injection	Low NOx Burner Technology w/ Closed-coupled/Separated OFA	Baghouse	Halogenated PAC Sorbent Injection	ARP, CSNOX, CSOSG2E, CSSO2G1, MATS
MI	J H Campbell	1710	1	8/5/2025	23	1	254	697.9	Measured	0.271	Calculated	269.7	Measured	0.105	Calculated	403.8	Measured	0.157	Measured	2571.8	Measured	Coal	Tangentially-fired	Dry Sorbent Injection	Low NOx Burner Technology w/ Closed-coupled/Separated OFA	Baghouse	Halogenated PAC Sorbent Injection	ARP, CSNOX, CSOSG2E, CSSO2G1, MATS
MI	J H Campbell	1710	1	8/6/2025	0	1	254	705.7	Measured	0.275	Calculated	269.2	Measured	0.105	Calculated	400.5	Measured	0.156	Measured	2567	Measured	Coal	Tangentially-fired	Dry Sorbent Injection	Low NOx Burner Technology w/ Closed-coupled/Separated OFA	Baghouse	Halogenated PAC Sorbent Injection	ARP, CSNOX, CSOSG2E, CSSO2G1, MATS
MI	J H Campbell	1710	1	8/6/2025	1	1	254	687	Measured	0.266	Calculated	270.5	Measured	0.105	Calculated	399.7	Measured	0.155	Measured	2579	Measured	Coal	Tangentially-fired	Dry Sorbent Injection	Low NOx Burner Technology w/ Closed-coupled/Separated OFA	Baghouse	Halogenated PAC Sorbent Injection	ARP, CSNOX, CSOSG2E, CSSO2G1, MATS
MI	J H Campbell	1710	1	8/6/2025	2	1	254	688	Measured	0.269	Calculated	268.7	Measured	0.105	Calculated	397	Measured	0.155	Measured	2561.6	Measured	Coal	Tangentially-fired	Dry Sorbent Injection	Low NOx Burner Technology w/ Closed-coupled/Separated OFA	Baghouse	Halogenated PAC Sorbent Injection	ARP, CSNOX, CSOSG2E, CSSO2G1, MATS
MI	J H Campbell	1710	1	8/6/2025	3	1	254	695.8	Measured	0.272	Calculated	268.4	Measured	0.105	Calculated	396.7	Measured	0.155	Measured	2559.3	Measured	Coal	Tangentially-fired	Dry Sorbent Injection	Low NOx Burner Technology w/ Closed-coupled/Separated OFA	Baghouse	Halogenated PAC Sorbent Injection	ARP, CSNOX, CSOSG2E, CSSO2G1, MATS
MI	J H Campbell	1710	1	8/6/2025	4	1	254	671.7	Measured	0.265	Calculated	266.1	Measured	0.105	Calculated	400.9	Measured	0.158	Measured	2537.6	Measured	Coal	Tangentially-fired	Dry Sorbent Injection	Low NOx Burner Technology w/ Closed-coupled/Separated OFA	Baghouse	Halogenated PAC Sorbent Injection	ARP, CSNOX, CSOSG2E, CSSO2G1, MATS
MI	J H Campbell	1710	1	8/6/2025	5	1	255	692.3	Measured	0.271	Calculated	268.1	Measured	0.105	Calculated	398.7	Measured	0.156	Measured	2555.9	Measured	Coal	Tangentially-fired	Dry Sorbent Injection	Low NOx Burner Technology w/ Closed-coupled/Separated OFA	Baghouse	Halogenated PAC Sorbent Injection	ARP, CSNOX, CSOSG2E, CSSO2G1, MATS
MI	J H Campbell	1710	1	8/6/2025	6	1	216	623.1	Measured	0.286	Calculated	228.2	Measured	0.105	Calculated	306.7	Measured	0.141	Measured	2175.4	Measured	Coal	Tangentially-fired	Dry Sorbent Injection	Low NOx Burner Technology w/ Closed-coupled/Separated OFA	Baghouse	Halogenated PAC Sorbent Injection	ARP, CSNOX, CSOSG2E, CSSO2G1, MATS
MI	J H Campbell	1710	1	8/6/2025	7	1	212	590.3	Measured	0.274	Calculated	225.7	Measured	0.105	Calculated	288.3	Measured	0.134	Measured	2151.5	Measured	Coal	Tangentially-fired	Dry Sorbent Injection	Low NOx Burner Technology w/ Closed-coupled/Separated OFA	Baghouse	Halogenated PAC Sorbent Injection	ARP, CSNOX, CSOSG2E, CSSO2G1, MATS
MI	J H Campbell	1710	1	8/6/2025	8	1	213	572.3	Measured	0.264	Calculated	227.6	Measured	0.105	Calculated	295.2	Measured	0.136	Measured	2170.4	Measured	Coal	Tangentially-fired	Dry Sorbent Injection	Low NOx Burner Technology w/ Closed-coupled/Separated OFA	Baghouse	Halogenated PAC Sorbent Injection	ARP, CSNOX, CSOSG2E, CSSO2G1, MATS
MI	J H Campbell	1710	1	8/6/2025	9	1	213	537.9	Measured	0.245	Calculated	229.9	Measured	0.105	Calculated	295.9	Measured	0.135	Measured	2192.2	Measured	Coal	Tangentially-fired	Dry Sorbent Injection	Low NOx Burner Technology w/ Closed-coupled/Separated OFA	Baghouse	Halogenated PAC Sorbent Injection	ARP, CSNOX, CSOSG2E, CSSO2G1, MATS
MI	J H Campbell	1710	1	8/6/2025	10	1	226	547.6	Measured	0.236	Calculated	243.8	Measured	0.105	Calculated	316.1	Measured	0.136	Measured	2324.3	Measured	Coal	Tangentially-fired	Dry Sorbent Injection	Low NOx Burner Technology w/ Closed-coupled/Separated OFA	Baghouse	Halogenated PAC Sorbent Injection	ARP, CSNOX, CSOSG2E, CSSO2G1, MATS
MI	J H Campbell	1710	1	8/6/2025	11	1	253	600.1	Measured	0.231	Calculated	272.5	Measured	0.105	Calculated	397.5	Measured	0.153	Measured	2598.3	Measured	Coal	Tangentially-fired	Dry Sorbent Injection	Low NOx Burner Technology w/ Closed-coupled/Separated OFA	Baghouse	Halogenated PAC Sorbent Injection	ARP, CSNOX, CSOSG2E, CSSO2G1, MATS
MI	J H Campbell	1710	1	8/6/2025	12	1	253	583	Measured	0.225	Calculated	271.9	Measured	0.105	Calculated	396.6	Measured	0.153	Measured	2592.1	Measured	Coal	Tangentially-fired	Dry Sorbent Injection	Low NOx Burner Technology w/ Closed-coupled/Separated OFA	Baghouse	Halogenated PAC Sorbent Injection	ARP, CSNOX, CSOSG2E, CSSO2G1, MATS
MI	J H Campbell	1710	1	8/6/2025	13	1	253	580.3	Measured	0.227	Calculated	268.7	Measured	0.105	Calculated	394.5	Measured	0.154	Measured	2561.5	Measured	Coal	Tangentially-fired	Dry Sorbent Injection	Low NOx Burner Technology w/ Closed-coupled/Separated OFA	Baghouse	Halogenated PAC Sorbent Injection	ARP, CSNOX, CSOSG2E, CSSO2G1, MATS
MI	J H Campbell	1710	1	8/6/2025	14	1	254	576.1	Measured	0.226	Calculated	266.9	Measured	0.105	Calculated	394.4	Measured	0.155	Measured	2544.8	Measured	Coal	Tangentially-fired	Dry Sorbent Injection	Low NOx Burner Technology w/ Closed-coupled/Separated OFA	Baghouse	Halogenated PAC Sorbent Injection	ARP, CSNOX, CSOSG2E, CSSO2G1, MATS
MI	J H Campbell	1710	1	8/6/2025	15	1	254	583.6	Measured	0.228	Calculated	268.2	Measured	0.105	Calculated	401.6	Measured	0.157	Measured	2557.7	Measured	Coal	Tangentially-fired	Dry Sorbent Injection	Low NOx Burner Technology w/ Closed-coupled/Separated OFA	Baghouse	Halogenated PAC Sorbent Injection	ARP, CSNOX, CSOSG2E, CSSO2G1, MATS
MI	J H Campbell	1710	1	8/6/2025	16	1	254	600.5	Measured	0.235	Calculated	267.6	Measured	0.105	Calculated	400.6	Measured	0.157	Measured	2551.3	Measured	Coal	Tangentially-fired	Dry Sorbent Injection	Low NOx Burner Technology w/ Closed-coupled/Separated OFA	Baghouse	Halogenated PAC Sorbent Injection	ARP, CSNOX, CSOSG2E, CSSO2G1, MATS
MI	J H Campbell	1710	1	8/6/2025	17	1	253	585.3	Measured	0.231	Calculated	265.9	Measured	0.105	Calculated	405.6	Measured	0.16	Measured	2535.1	Measured	Coal	Tangentially-fired	Dry Sorbent Injection	Low NOx Burner Technology w/ Closed-coupled/Separated OFA	Baghouse	Halogenated PAC Sorbent Injection	ARP, CSNOX, CSOSG2E, CSSO2G1, MATS
MI	J H Campbell	1710	1	8/6/2025	18	1	253	580.3	Measured	0.229	Calculated	265.4	Measured	0.105	Calculated	404.9	Measured	0.16	Measured	2530.4	Measured	Coal	Tangentially-fired	Dry Sorbent Injection	Low NOx Burner Technology w/ Closed-coupled/Separated OFA	Baghouse	Halogenated PAC Sorbent Injection	ARP, CSNOX, CSOSG2E, CSSO2G1, MATS
MI	J H Campbell	1710	1	8/6/2025	19	1	254	590.6	Measured	0.234	Calculated	265	Measured	0.105	Calculated	399.2	Measured	0.158	Measured	2526.5	Measured	Coal	Tangentially-fired	Dry Sorbent Injection	Low NOx Burner Technology w/ Closed-coupled/Separated OFA	Baghouse	Halogenated PAC Sorbent Injection	ARP, CSNOX, CSOSG2E, CSSO2G1, MATS
MI	J H Campbell	1710	1	8/6/2025	20	1	253	593.7	Measured	0.234	Calculated	265.7	Measured	0.105	Calculated	397.8	Measured	0.157	Measured	2533.5	Measured	Coal	Tangentially-fired	Dry Sorbent Injection	Low NOx Burner Technology w/ Closed-coupled/Separated OFA	Baghouse	Halogenated PAC Sorbent Injection	ARP, CSNOX, CSOSG2E, CSSO2G1, MATS
MI	J H Campbell	1710	1	8/6/2025	21	1	253	573	Measured	0.228	Calculated	263.8	Measured	0.105	Calculated	402.5	Measured	0.16	Measured	2515.5	Measured	Coal	Tangentially-fired	Dry Sorbent Injection	Low NOx Burner Technology w/ Closed-coupled/Separated OFA	Baghouse	Halogenated PAC Sorbent Injection	ARP, CSNOX, CSOSG2E, CSSO2G1, MATS
MI	J H Campbell	1710	1	8/6/2025	22	1	254	652.1	Measured	0.258	Calculated	264.9	Measured	0.105	Calculated	399	Measured	0.158	Measured	2525.5	Measured	Coal	Tangentially-fired	Dry Sorbent Injection	Low NOx Burner Technology w/ Closed-coupled/Separated OFA	Baghouse	Halogenated PAC Sorbent Injection	ARP, CSNOX, CSOSG2E, CSSO2G1, MATS
MI	J H Campbell	1710	1	8/6/2025	23	1	253	754.6	Measured	0.3	Calculated	264.2	Measured	0.105	Calculated	400.6	Measured	0.159	Measured	2519.4	Measured	Coal	Tangentially-fired	Dry Sorbent Injection	Low NOx Burner Technology w/ Closed-coupled/Separated OFA	Baghouse	Halogenated PAC Sorbent Injection	ARP, CSNOX, CSOSG2E, CSSO2G1, MATS
MI	J H Campbell	1710	1	8/7/2025	0	1	254	622.4	Measured	0.246	Calculated	265.2	Measured	0.105	Calculated	397	Measured	0.157	Measured	2528.5	Measured	Coal	Tangentially-fired	Dry Sorbent Injection	Low NOx Burner Technology w/ Closed-coupled/Separated OFA	Baghouse	Halogenated PAC Sorbent Injection	ARP, CSNOX, CSOSG2E, CSSO2G1, MATS
MI	J H Campbell	1710	1	8/7/2025	1	1	254	600.6	Measured	0.24	Calculated	262.8	Measured	0.105	Calculated	395.9	Measured	0.158	Measured	2505.8	Measured	Coal	Tangentially-fired	Dry Sorbent Injection	Low NOx Burner Technology w/ Closed-coupled/Separated OFA	Baghouse	Halogenated PAC Sorbent Injection	ARP, CSNOX, CSOSG2E, CSSO2G1, MATS
MI	J H Campbell	1710	1	8/7/2025	2	1	254	592.1	Measured	0.236	Calculated	262.8	Measured	0.105	Calculated	398.4	Measured	0.159	Measured	2505.5	Measured	Coal	Tangentially-fired	Dry Sorbent Injection	Low NOx Burner Technology w/ Closed-coupled/Separated OFA	Baghouse	Halogenated PAC Sorbent Injection	ARP, CSNOX, CSOSG2E, CSSO2G1, MATS
MI	J H Campbell	1710	1	8/7/2025	3	1	254	570.1	Measured	0.227	Calculated	263.7	Measured	0.105	Calculated	404.8	Measured	0.161	Measured	2514.2	Measured	Coal	Tangentially-fired	Dry Sorbent Injection	Low NOx Burner Technology w/ Closed-coupled/Separated OFA	Baghouse	Halogenated PAC Sorbent Injection	ARP, CSNOX, CSOSG2E, CSSO2G1, MATS
MI	J H Campbell	1710	1	8/7/2025	4	1	254	568.6	Measured	0.23	Calculated	259.1	Measured	0.105	Calculated	397.8	Measured	0.161	Measured	2470.5	Measured	Coal	Tangentially-fired	Dry Sorbent Injection	Low NOx Burner Technology w/ Closed-coupled/Separated OFA	Baghouse	Halogenated PAC Sorbent Injection	ARP, CSNOX, CSOSG2E, CSSO2G1, MATS
MI	J H Campbell	1710	1	8/7/2025	5	1	253	563.9	Measured	0.226	Calculated	261.9	Measured	0.105	Calculated	399.5	Measured	0.16	Measured	2497	Measured	Coal	Tangentially-fired	Dry Sorbent Injection	Low NOx Burner Technology w/ Closed-coupled/Separated OFA	Baghouse	Halogenated PAC Sorbent Injection	ARP, CSNOX, CSOSG2E, CSSO2G1, MATS
MI	J H Campbell	1710	1	8/7/2025	6	1	254	571.8	Measured	0.229	Calculated	261.7	Measured	0.105	Calculated	399.2	Measured	0.16	Measured	2494.8	Measured	Coal	Tangentially-fired	Dry Sorbent Injection	Low NOx Burner Technology w/ Closed-coupled/Separated OFA	Baghouse	Halogenated PAC Sorbent Injection	ARP, CSNOX,

MI	J H Campbell	1710	1	8/9/2025	6	1	256	705.7	Measured	0.27	Calculated	273.6	Measured	0.105	Calculated	448.7	Measured	0.172	Measured	2608.6	Measured	Coal	Tangentially-fired	Dry Sorbent Injection	Low NOx Burner Technology w/ Closed-coupled/Separated OFA	Baghouse	Halogenated PAC Sorbent Injection	ARP, CSNOX, CSOSG2E, CSSO2G1, MATS
MI	J H Campbell	1710	1	8/9/2025	7	1	254	706.9	Measured	0.271	Calculated	273.5	Measured	0.105	Calculated	432.9	Measured	0.166	Measured	2607.9	Measured	Coal	Tangentially-fired	Dry Sorbent Injection	Low NOx Burner Technology w/ Closed-coupled/Separated OFA	Baghouse	Halogenated PAC Sorbent Injection	ARP, CSNOX, CSOSG2E, CSSO2G1, MATS
MI	J H Campbell	1710	1	8/9/2025	8	1	254	735.4	Measured	0.281	Calculated	274.9	Measured	0.105	Calculated	427.3	Measured	0.163	Measured	2621.4	Measured	Coal	Tangentially-fired	Dry Sorbent Injection	Low NOx Burner Technology w/ Closed-coupled/Separated OFA	Baghouse	Halogenated PAC Sorbent Injection	ARP, CSNOX, CSOSG2E, CSSO2G1, MATS
MI	J H Campbell	1710	1	8/9/2025	9	1	254	697	Measured	0.265	Calculated	275.4	Measured	0.105	Calculated	436	Measured	0.166	Measured	2626.3	Measured	Coal	Tangentially-fired	Dry Sorbent Injection	Low NOx Burner Technology w/ Closed-coupled/Separated OFA	Baghouse	Halogenated PAC Sorbent Injection	ARP, CSNOX, CSOSG2E, CSSO2G1, MATS
MI	J H Campbell	1710	1	8/9/2025	10	1	254	702.9	Measured	0.265	Calculated	278.2	Measured	0.105	Calculated	440.3	Measured	0.166	Measured	2652.7	Measured	Coal	Tangentially-fired	Dry Sorbent Injection	Low NOx Burner Technology w/ Closed-coupled/Separated OFA	Baghouse	Halogenated PAC Sorbent Injection	ARP, CSNOX, CSOSG2E, CSSO2G1, MATS
MI	J H Campbell	1710	1	8/9/2025	11	1	254	717	Measured	0.27	Calculated	278.5	Measured	0.105	Calculated	448.7	Measured	0.169	Measured	2655.1	Measured	Coal	Tangentially-fired	Dry Sorbent Injection	Low NOx Burner Technology w/ Closed-coupled/Separated OFA	Baghouse	Halogenated PAC Sorbent Injection	ARP, CSNOX, CSOSG2E, CSSO2G1, MATS
MI	J H Campbell	1710	1	8/9/2025	12	1	254	719.3	Measured	0.272	Calculated	277.3	Measured	0.105	Calculated	452.1	Measured	0.171	Measured	2643.9	Measured	Coal	Tangentially-fired	Dry Sorbent Injection	Low NOx Burner Technology w/ Closed-coupled/Separated OFA	Baghouse	Halogenated PAC Sorbent Injection	ARP, CSNOX, CSOSG2E, CSSO2G1, MATS
MI	J H Campbell	1710	1	8/9/2025	13	1	254	704.4	Measured	0.267	Calculated	276.8	Measured	0.105	Calculated	451.3	Measured	0.171	Measured	2639	Measured	Coal	Tangentially-fired	Dry Sorbent Injection	Low NOx Burner Technology w/ Closed-coupled/Separated OFA	Baghouse	Halogenated PAC Sorbent Injection	ARP, CSNOX, CSOSG2E, CSSO2G1, MATS
MI	J H Campbell	1710	1	8/9/2025	14	1	254	704.7	Measured	0.266	Calculated	277.7	Measured	0.105	Calculated	450.1	Measured	0.17	Measured	2647.5	Measured	Coal	Tangentially-fired	Dry Sorbent Injection	Low NOx Burner Technology w/ Closed-coupled/Separated OFA	Baghouse	Halogenated PAC Sorbent Injection	ARP, CSNOX, CSOSG2E, CSSO2G1, MATS
MI	J H Campbell	1710	1	8/9/2025	15	1	255	711.5	Measured	0.269	Calculated	277.1	Measured	0.105	Calculated	449.2	Measured	0.17	Measured	2642.4	Measured	Coal	Tangentially-fired	Dry Sorbent Injection	Low NOx Burner Technology w/ Closed-coupled/Separated OFA	Baghouse	Halogenated PAC Sorbent Injection	ARP, CSNOX, CSOSG2E, CSSO2G1, MATS
MI	J H Campbell	1710	1	8/9/2025	16	1	254	708.7	Measured	0.268	Calculated	277.7	Measured	0.105	Calculated	452.7	Measured	0.171	Measured	2647.4	Measured	Coal	Tangentially-fired	Dry Sorbent Injection	Low NOx Burner Technology w/ Closed-coupled/Separated OFA	Baghouse	Halogenated PAC Sorbent Injection	ARP, CSNOX, CSOSG2E, CSSO2G1, MATS
MI	J H Campbell	1710	1	8/9/2025	17	1	254	731.2	Measured	0.276	Calculated	277.4	Measured	0.105	Calculated	452.3	Measured	0.171	Measured	2645.2	Measured	Coal	Tangentially-fired	Dry Sorbent Injection	Low NOx Burner Technology w/ Closed-coupled/Separated OFA	Baghouse	Halogenated PAC Sorbent Injection	ARP, CSNOX, CSOSG2E, CSSO2G1, MATS
MI	J H Campbell	1710	1	8/9/2025	18	1	254	737.7	Measured	0.28	Calculated	276.8	Measured	0.105	Calculated	448.7	Measured	0.17	Measured	2639.3	Measured	Coal	Tangentially-fired	Dry Sorbent Injection	Low NOx Burner Technology w/ Closed-coupled/Separated OFA	Baghouse	Halogenated PAC Sorbent Injection	ARP, CSNOX, CSOSG2E, CSSO2G1, MATS
MI	J H Campbell	1710	1	8/9/2025	19	1	254	712.9	Measured	0.271	Calculated	276.1	Measured	0.105	Calculated	444.9	Measured	0.169	Measured	2632.6	Measured	Coal	Tangentially-fired	Dry Sorbent Injection	Low NOx Burner Technology w/ Closed-coupled/Separated OFA	Baghouse	Halogenated PAC Sorbent Injection	ARP, CSNOX, CSOSG2E, CSSO2G1, MATS
MI	J H Campbell	1710	1	8/9/2025	20	1	254	703.6	Measured	0.268	Calculated	275.1	Measured	0.105	Calculated	443.3	Measured	0.169	Measured	2623.2	Measured	Coal	Tangentially-fired	Dry Sorbent Injection	Low NOx Burner Technology w/ Closed-coupled/Separated OFA	Baghouse	Halogenated PAC Sorbent Injection	ARP, CSNOX, CSOSG2E, CSSO2G1, MATS
MI	J H Campbell	1710	1	8/9/2025	21	1	254	701.4	Measured	0.268	Calculated	274.8	Measured	0.105	Calculated	450.6	Measured	0.172	Measured	2620	Measured	Coal	Tangentially-fired	Dry Sorbent Injection	Low NOx Burner Technology w/ Closed-coupled/Separated OFA	Baghouse	Halogenated PAC Sorbent Injection	ARP, CSNOX, CSOSG2E, CSSO2G1, MATS
MI	J H Campbell	1710	1	8/9/2025	22	1	255	727.4	Measured	0.276	Calculated	276.7	Measured	0.105	Calculated	445.9	Measured	0.169	Measured	2638.7	Measured	Coal	Tangentially-fired	Dry Sorbent Injection	Low NOx Burner Technology w/ Closed-coupled/Separated OFA	Baghouse	Halogenated PAC Sorbent Injection	ARP, CSNOX, CSOSG2E, CSSO2G1, MATS
MI	J H Campbell	1710	1	8/9/2025	23	1	254	723.7	Measured	0.277	Calculated	274.1	Measured	0.105	Calculated	446.8	Measured	0.171	Measured	2613.1	Measured	Coal	Tangentially-fired	Dry Sorbent Injection	Low NOx Burner Technology w/ Closed-coupled/Separated OFA	Baghouse	Halogenated PAC Sorbent Injection	ARP, CSNOX, CSOSG2E, CSSO2G1, MATS
MI	J H Campbell	1710	1	########	0	1	254	709.6	Measured	0.271	Calculated	274.6	Measured	0.105	Calculated	445	Measured	0.17	Measured	2617.9	Measured	Coal	Tangentially-fired	Dry Sorbent Injection	Low NOx Burner Technology w/ Closed-coupled/Separated OFA	Baghouse	Halogenated PAC Sorbent Injection	ARP, CSNOX, CSOSG2E, CSSO2G1, MATS
MI	J H Campbell	1710	1	########	1	1	254	720.2	Measured	0.277	Calculated	273	Measured	0.105	Calculated	445.1	Measured	0.171	Measured	2602.7	Measured	Coal	Tangentially-fired	Dry Sorbent Injection	Low NOx Burner Technology w/ Closed-coupled/Separated OFA	Baghouse	Halogenated PAC Sorbent Injection	ARP, CSNOX, CSOSG2E, CSSO2G1, MATS
MI	J H Campbell	1710	1	########	2	1	254	699.9	Measured	0.267	Calculated	274.5	Measured	0.105	Calculated	442.3	Measured	0.169	Measured	2617	Measured	Coal	Tangentially-fired	Dry Sorbent Injection	Low NOx Burner Technology w/ Closed-coupled/Separated OFA	Baghouse	Halogenated PAC Sorbent Injection	ARP, CSNOX, CSOSG2E, CSSO2G1, MATS
MI	J H Campbell	1710	1	########	3	1	254	690.5	Measured	0.265	Calculated	273.4	Measured	0.105	Calculated	451	Measured	0.173	Measured	2606.9	Measured	Coal	Tangentially-fired	Dry Sorbent Injection	Low NOx Burner Technology w/ Closed-coupled/Separated OFA	Baghouse	Halogenated PAC Sorbent Injection	ARP, CSNOX, CSOSG2E, CSSO2G1, MATS
MI	J H Campbell	1710	1	########	4	1	254	678.5	Measured	0.263	Calculated	270.4	Measured	0.105	Calculated	459	Measured	0.178	Measured	2578.4	Measured	Coal	Tangentially-fired	Dry Sorbent Injection	Low NOx Burner Technology w/ Closed-coupled/Separated OFA	Baghouse	Halogenated PAC Sorbent Injection	ARP, CSNOX, CSOSG2E, CSSO2G1, MATS
MI	J H Campbell	1710	1	########	5	1	254	699.7	Measured	0.27	Calculated	271.5	Measured	0.105	Calculated	455.7	Measured	0.176	Measured	2589.1	Measured	Coal	Tangentially-fired	Dry Sorbent Injection	Low NOx Burner Technology w/ Closed-coupled/Separated OFA	Baghouse	Halogenated PAC Sorbent Injection	ARP, CSNOX, CSOSG2E, CSSO2G1, MATS
MI	J H Campbell	1710	1	########	6	1	255	710.8	Measured	0.273	Calculated	272.7	Measured	0.105	Calculated	444.6	Measured	0.171	Measured	2600.2	Measured	Coal	Tangentially-fired	Dry Sorbent Injection	Low NOx Burner Technology w/ Closed-coupled/Separated OFA	Baghouse	Halogenated PAC Sorbent Injection	ARP, CSNOX, CSOSG2E, CSSO2G1, MATS
MI	J H Campbell	1710	1	########	7	1	254	721	Measured	0.276	Calculated	273.5	Measured	0.105	Calculated	461.6	Measured	0.177	Measured	2607.9	Measured	Coal	Tangentially-fired	Dry Sorbent Injection	Low NOx Burner Technology w/ Closed-coupled/Separated OFA	Baghouse	Halogenated PAC Sorbent Injection	ARP, CSNOX, CSOSG2E, CSSO2G1, MATS
MI	J H Campbell	1710	1	########	8	1	254	708.1	Measured	0.27	Calculated	274.8	Measured	0.105	Calculated	463.8	Measured	0.177	Measured	2620.1	Measured	Coal	Tangentially-fired	Dry Sorbent Injection	Low NOx Burner Technology w/ Closed-coupled/Separated OFA	Baghouse	Halogenated PAC Sorbent Injection	ARP, CSNOX, CSOSG2E, CSSO2G1, MATS
MI	J H Campbell	1710	1	########	9	1	254	724.8	Measured	0.275	Calculated	276.3	Measured	0.105	Calculated	474.2	Measured	0.18	Measured	2634.2	Measured	Coal	Tangentially-fired	Dry Sorbent Injection	Low NOx Burner Technology w/ Closed-coupled/Separated OFA	Baghouse	Halogenated PAC Sorbent Injection	ARP, CSNOX, CSOSG2E, CSSO2G1, MATS
MI	J H Campbell	1710	1	########	10	1	255	682.6	Measured	0.257	Calculated	278.4	Measured	0.105	Calculated	464.5	Measured	0.175	Measured	2654.2	Measured	Coal	Tangentially-fired	Dry Sorbent Injection	Low NOx Burner Technology w/ Closed-coupled/Separated OFA	Baghouse	Halogenated PAC Sorbent Injection	ARP, CSNOX, CSOSG2E, CSSO2G1, MATS
MI	J H Campbell	1710	1	########	11	1	254	680.7	Measured	0.258	Calculated	276.6	Measured	0.105	Calculated	461.6	Measured	0.175	Measured	2637.6	Measured	Coal	Tangentially-fired	Dry Sorbent Injection	Low NOx Burner Technology w/ Closed-coupled/Separated OFA	Baghouse	Halogenated PAC Sorbent Injection	ARP, CSNOX, CSOSG2E, CSSO2G1, MATS
MI	J H Campbell	1710	1	########	12	1	254	695.7	Measured	0.263	Calculated	277.2	Measured	0.105	Calculated	467.8	Measured	0.177	Measured	2642.9	Measured	Coal	Tangentially-fired	Dry Sorbent Injection	Low NOx Burner Technology w/ Closed-coupled/Separated OFA	Baghouse	Halogenated PAC Sorbent Injection	ARP, CSNOX, CSOSG2E, CSSO2G1, MATS
MI	J H Campbell	1710	1	########	13	1	254	715.6	Measured	0.27	Calculated	278.2	Measured	0.105	Calculated	472.2	Measured	0.178	Measured	2652.9	Measured	Coal	Tangentially-fired	Dry Sorbent Injection	Low NOx Burner Technology w/ Closed-coupled/Separated OFA	Baghouse	Halogenated PAC Sorbent Injection	ARP, CSNOX, CSOSG2E, CSSO2G1, MATS
MI	J H Campbell	1710	1	########	14	1	254	720.1	Measured	0.27	Calculated	279.7	Measured	0.105	Calculated	477.4	Measured	0.179	Measured	2667	Measured	Coal	Tangentially-fired	Dry Sorbent Injection	Low NOx Burner Technology w/ Closed-coupled/Separated OFA	Baghouse	Halogenated PAC Sorbent Injection	ARP, CSNOX, CSOSG2E, CSSO2G1, MATS
MI	J H Campbell	1710	1	########	15	1	255	722.8	Measured	0.273	Calculated	278.1	Measured	0.105	Calculated	477.3	Measured	0.18	Measured	2651.9	Measured	Coal	Tangentially-fired	Dry Sorbent Injection	Low NOx Burner Technology w/ Closed-coupled/Separated OFA	Baghouse	Halogenated PAC Sorbent Injection	ARP, CSNOX, CSOSG2E, CSSO2G1, MATS
MI	J H Campbell	1710	1	########	16	1	254	735	Measured	0.276	Calculated	279.4	Measured	0.105	Calculated	471.5	Measured	0.177	Measured	2663.7	Measured	Coal	Tangentially-fired	Dry Sorbent Injection	Low NOx Burner Technology w/ Closed-coupled/Separated OFA	Baghouse	Halogenated PAC Sorbent Injection	ARP, CSNOX, CSOSG2E, CSSO2G1, MATS
MI	J H Campbell	1710	1	########	17	1	254	715.3	Measured	0.271	Calculated	277.1	Measured	0.105	Calculated	465	Measured	0.176	Measured	2641.9	Measured	Coal	Tangentially-fired	Dry Sorbent Injection	Low NOx Burner Technology w/ Closed-coupled/Separated OFA	Baghouse	Halogenated PAC Sorbent Injection	ARP, CSNOX, CSOSG2E, CSSO2G1, MATS
MI	J H Campbell	1710	1	########	18	1	254	707.6	Measured	0.268	Calculated	277.3	Measured	0.105	Calculated	467.9	Measured	0.177	Measured	2643.6	Measured	Coal	Tangentially-fired	Dry Sorbent Injection	Low NOx Burner Technology w/ Closed-coupled/Separated OFA	Baghouse	Halogenated PAC Sorbent Injection	ARP, CSNOX, CSOSG2E, CSSO2G1, MATS
MI	J H Campbell	1710	1	########	19	1	254	710.7	Measured	0.269	Calculated	277.4	Measured	0.105	Calculated	465.5	Measured	0.176	Measured	2644.7	Measured	Coal	Tangentially-fired	Dry Sorbent Injection	Low NOx Burner Technology w/ Closed-coupled/Separated OFA	Baghouse	Halogenated PAC Sorbent Injection	ARP, CSNOX, CSOSG2E, CSSO2G1, MATS
MI	J H Campbell	1710	1	########	20	1	254	718.4	Measured	0.272	Calculated	277.2	Measured	0.105	Calculated	475.7	Measured	0.18	Measured	2642.9	Measured	Coal	Tangentially-fired	Dry Sorbent Injection	Low NOx Burner Technology w/ Closed-coupled/Separated OFA	Baghouse	Halogenated PAC Sorbent Injection	ARP, CSNOX, CSOSG2E, CSSO2G1, MATS
MI	J H Campbell	1710	1	########	21	1	254	710.4	Measured	0.27	Calculated	276.4	Measured	0.105	Calculated	474.5	Measured	0.18	Measured	2635.9	Measured	Coal	Tangentially-fired	Dry Sorbent Injection	Low NOx Burner Technology w/ Closed-coupled/Separated OFA	Baghouse	Halogenated PAC Sorbent Injection	ARP, CSNOX, CSOSG2E, CSSO2G1, MATS
MI	J H Campbell	1710	1	########	22	1	254	707.9	Measured	0.268	Calculated	276.8	Measured	0.105	Calculated	469.8	Measured	0.178	Measured	2639.4	Measured	Coal	Tangentially-fired	Dry Sorbent Injection	Low NOx Burner Technology w/ Closed-coupled/Separated OFA	Baghouse	Halogenated PAC Sorbent Injection	ARP, CSNOX, CSOSG2E, CSSO2G1, MATS
MI	J H Campbell	1710	1	########	23	1	254	790.5	Measured	0.299	Calculated	277.3	Measured	0.105	Calculated	481.1	Measured	0.182	Measured	2643.6	Measured	Coal	Tangentially-fired	Dry Sorbent Injection	Low NOx Burner Technology w/ Closed-coupled/Separated OFA	Baghouse	Halogenated PAC Sorbent Injection	ARP, CSNOX, CSOSG2E, CSSO2G1, MATS
MI	J H Campbell	1710	1	########	0	1	254	717.7	Measured	0.272	Calculated	277.2	Measured	0.105	Calculated	475.7	Measured	0.18	Measured	2643	Measured	Coal	Tangentially-fired	Dry Sorbent Injection	Low NOx Burner Technology w/ Closed-coupled/Separated OFA	Baghouse	Halogenated PAC Sorbent Injection	ARP, CSNOX, CSOSG2E, CSSO2G1, MATS
MI	J H Campbell	1710	1	########	1	1	254	701.9	Measured	0.267	Calculated	275.6	Measured	0.105	Calculated	470.3	Measured	0.179	Measured	2627.5	Measured	Coal	Tangentially-fired	Dry Sorbent Injection	Low NOx Burner Technology w/ Closed-coupled/Separated OFA	Baghouse	Halogenated PAC Sorbent Injection	ARP, CSNOX, CSOSG2E, CSSO2G1, MATS
MI	J H Campbell	1710	1	########	2	1	254	683.1	Measured	0.259	Calculated	276.3	Measured	0.105	Calculated	466.4	Measured	0.177	Measured	2634.9	Measured	Coal	Tangentially-fired	Dry Sorbent Injection	Low NOx Burner Technology w/ Closed-coupled/Separated OFA	Baghouse	Halogenated PAC Sorbent Injection	ARP, CSNOX, CSOSG2E, CSSO2G1, MATS
MI	J H Campbell	1710	1	########	3	1	255	711.5	Measured	0.272	Calculated	274.5	Measured	0.105	Calculated	466	Measured	0.178	Measured	2617.7	Measured	Coal	Tangentially-fired	Dry Sorbent Injection	Low NOx Burner Technology w/ Closed-coupled/Separated OFA	Baghouse	Halogenated PAC Sorbent Injection	ARP, CSNOX, CSOSG2E, CSSO2G1, MATS
MI	J H Campbell	1710	1	########	4	1	254	711.8	Measured	0.273	Calculated	273.1	Measured	0.105	Calculated	466.2	Measured	0.179	Measured	2604.2	Measured	Coal	Tangentially-fired	Dry Sorbent Injection	Low NOx Burner Technology w/ Closed-coupled/Separated OFA	Baghouse	Halogenated PAC Sorbent Injection	ARP, CSNOX, CSOSG2E, CSSO2G1, MATS
MI	J H Campbell	1710	1	########	5	1	254	719.1	Measured	0.274	Calculated	275.6	Measured	0.105	Calculated	473.1	Measured	0.18	Measured	2628.2	Measured	Coal	Tangentially-fired	Dry Sorbent Injection	Low NOx Burner Technology w/ Closed-coupled/Separated OFA	Baghouse	Halogenated PAC Sorbent Injection	ARP, CSNOX, CSOSG2E, CSSO2G1, MATS
MI	J H Campbell	1710	1	########	6	1	254	705.4	Measured	0.271	Calculated	273.2	Measured	0.105	Calculated	469	Measured	0.18	Measured	2605.3	Measured	Coal	Tangentially-fired	Dry Sorbent Injection	Low NOx Burner Technology w/ Closed-coupled/Separated OFA	Baghouse	Halogenated PAC Sorbent Injection	ARP, CSNOX, CSOSG2E, CSSO2G1, MATS
MI	J H Campbell	1710	1	########	7	1	254	707.7	Measured	0.271	Calculated	274.4	Measured	0.105	Calculated	468.3	Measured	0.179	Measured	2616.1	Measured	Coal	Tangentially-fired	Dry Sorbent Injection	Low NOx Burner Technology w/ Closed-coupled/Separated OFA	Baghouse	Halogenated PAC Sorbent Injection	ARP, CSNOX, CSOSG2E, CSSO2G1, MATS
MI	J H Campbell	1710	1	########	8	1	254	716.9	Measured	0.274	Calculated	274.6	Measured	0.105	Calculated	479.1	Measured	0.183	Measured	2617.8	Measured	Coal	Tangentially-fired	Dry Sorbent Injection	Low NOx Burner Technology w/ Closed-coupled/Separated OFA	Baghouse	Halogenated PAC Sorbent Injection	ARP, CSNOX, CSOSG2E, CSSO2G1, MATS
MI	J H Campbell	1710	1	########	9	1	254	705.5	Measured	0.269	Calculated	274.8	Measured	0.105	Calculated	463.8	Measured	0.177	Measured	2620.1	Measured	Coal	Tangentially-fired	Dry Sorbent Injection	Low NOx Burner Technology w/ Closed-coupled/Separated OFA	Baghouse	Halogenated PAC Sorbent Injection	ARP, CSNOX, CSOSG2E, CSSO2G1, MATS
MI	J H Campbell	1710	1	########	10	1	254	737.3	Measured	0.282	Calculated	273.8	Measured	0.105	Calculated	469.9	Measured	0.18	Measured	2610.8	Measured	Coal	Tangentially-fired	Dry Sorbent Injection	Low NOx Burner Technology w/ Closed-coupled/Separated OFA	Baghouse	Halogenated PAC Sorbent Injection	ARP, CSNOX, CSOSG2E, CSSO2G1, MATS
MI	J H Campbell	1710	1	########	11	1	254	745.8	Measured	0.285	Calculated	274.5	Measured	0.105	Calculated	468.5	Measured	0.179	Measured	2617.1	Measured	Coal	Tangentially-fired	Dry Sorbent Injection	Low NOx Burner Technology w/ Closed-coupled/Separated OFA	Baghouse	Halogenated PAC Sorbent Injection	ARP, CSNOX, CSOSG2E, CSSO2G1, MATS
MI	J H Campbell	1710	1	########	12	1	255	719	Measured	0.273	Calculated	276.7	Measured	0.105	Calculated	474.8	Measured	0.18	Measured	2637.8	Measured	Coal	Tangentially-fired	Dry Sorbent Injection	Low NOx Burner Technology w/ Closed-coupled/Separated OFA	Baghouse	Halogenated PAC Sorbent Injection	ARP, CSNOX, CSOSG2E, CSSO2G1, MATS
MI	J H Campbell	1710	1	########	13	1	254	683	Measured	0.261	Calculated	274	Measured	0.105	Calculated	472.9	Measured	0.181	Measured	2612.6	Measured	Coal	Tangentially-fired	Dry Sorbent Injection	Low NOx Burner Technology w/ Closed-coupled/Separated OFA	Baghouse	Halogenated PAC Sorbent Injection	ARP, CSNOX, CSOSG2E, CSSO2G1, MATS
MI	J H Campbell	1710	1	########	14	1	254	703	Measured	0.268	Calculated	274.9	Measured	0.105	Calculated	471.9	Measured	0.18	Measured	2621.5	Measured	Coal	Tangentially-fired	Dry Sorbent Injection	Low NOx Burner Technology w/ Closed-coupled/Separated OFA	Baghouse	Halogenated PAC Sorbent Injection	ARP, CSNOX, CSOSG2E, CSSO2G1, MATS
MI	J H Campbell	1710	1	########	15	1	255	714.7	Measured	0.271	Calculated	277.1	Measured	0.105	Calculated	475.5	Measured	0.18	Measured	2641.7	Measured	Coal	Tangentially-fired	Dry Sorbent Injection	Low NOx Burner Technology w/ Closed-coupled/Separated OFA	Baghouse	Halogenated PAC Sorbent Injection	ARP, CSNOX, CSOSG2E, CSSO2G1, MATS
MI	J H Campbell	1710	1	########	16	1	254	742.3	Measured	0.283	Calculated	275.4	Measured	0.105	Calculated	475.3	Measured	0.181	Measured	2626	Measured	Coal	Tangentially-fired	Dry Sorbent Injection	Low NOx Burner Technology w/ Closed-coupled/Separated OFA	Baghouse	Halogenated PAC Sorbent Injection	ARP, CSNOX, CSOSG2E, CSSO2G1, MATS
MI	J H Campbell	1710	1	########	17	1	254	725	Measured	0.277	Calculated	274.8	Measured	0.105	Calculated	466.4	Measured	0.178	Measured	2620.2	Measured	Coal	Tangentially-fired	Dry Sorbent Injection	Low NOx Burner Technology w/ Closed-coupled/Separated OFA	Baghouse	Halogenated PAC Sorbent Injection	ARP, CSNOX, CSOSG2E, CSSO2G1, MATS
MI	J H Campbell	1710	1	########	18	1	254	707.3	Measured	0.27	Calculated	274.3	Measured	0.105	Calculated	470.7	Measured	0.18	Measured	2614.9	Measured	Coal	Tangentially-fired	Dry Sorbent Injection	Low NOx Burner Technology w/ Closed-coupled/Separated OFA	Baghouse	Halogenated PAC Sorbent Injection	ARP, CSNOX, CSOSG2E, CSSO2G1, MATS
MI	J H Campbell	1710	1	########	19	1	254	682.3	Measured	0.261	Calculated	273.7	Measured	0.105	Calculated	469.8	Measured	0.18	Measured	2609.9	Measured	Coal	Tangentially-fired	Dry Sorbent Injection	Low NOx Burner Technology w/ Closed-coupled/Separated OFA	Baghouse	Halogenated PAC Sorbent Injection	ARP, CSNOX, CSOSG2E, CSSO2G1, MATS
MI	J H Campbell	1710	1	########	20	1	254	700.7	Measured	0.267	Calculated	275.1	Measured	0.105	Calculated	469.4	Measured	0.179	Measured	2622.5	Measured	Coal	Tangentially-fired	Dry Sorbent Injection	Low NOx Burner Technology w/ Closed-coupled/Separated OFA	Baghouse	Halogenated PAC Sorbent Injection	ARP, CSNOX, CSOSG2E, CSSO2G1, MATS
MI	J H Campbell	1710	1	########	21	1	254	711.5	Measured	0.274	Calculated	272.5	Measured	0.105	Calculated	459.9	Measured	0.177	Measured	2598.1	Measured	Coal	Tangentially-fired	Dry Sorbent Injection	Low NOx Burner Technology w/ Closed-coupled/Separated OFA	Baghouse	Halogenated PAC Sorbent Injection	ARP, CSNOX, CSOSG2E, CSSO2G1, MATS
MI	J H Campbell	1710	1	########	22	1	254	690.8	Measured	0.264	Calculated	274.6	Measured	0.105	Calculated	463.4	Measured	0.177	Measured	2618.1	Measured	Coal	Tangentially-fired	Dry Sorbent Injection	Low NOx Burner Technology w/ Closed-coupled/Separated OFA	Baghouse	Halogenated PAC Sorbent Injection	ARP, CSNOX, CSOSG2E, CSSO2G1, MATS
MI	J H Campbell	1710	1	########	23	1	254	695.8	Measured	0.268	Calculated	272.4	Measured	0.105	Calculated	464.9	Measured	0.179	Measured	2597.3	Measured	Coal	Tangentially-fired	Dry Sorbent Injection	Low NOx Burner Technology w/ Closed-coupled/Separated OFA	Baghouse	Halogenated PAC Sorbent Injection	ARP, CSNOX, CSOSG2E, CSSO2G1, MATS
MI	J H Campbell	1710	1	########	0	1	185	518.3	Measured	0.27	Calculated	201.4	Measured	0.105	Calculated	334.1	Measured	0.174	Measured	1920.1	Measured	Coal	Tangentially-fired	Dry Sorbent Injection	Low NOx Burner Technology w/ Closed-coupled/Separated OFA	Baghouse	Halogenated PAC Sorbent Injection	ARP, CSNOX, CSOSG2E, CSSO2G1, MATS
MI	J H Campbell	1710	1	########	1	1	236	673.9	Measured	0.276	Calculated	255.9	Measured	0.105	Calculated	385.6	Measured	0.158	Measured	2440.3	Measured	Coal	Tangentially-fired	Dry Sorbent Injection	Low NOx Burner Technology w/ Closed-coupled/Separated OFA	Baghouse	Halogenated PAC Sorbent Injection	ARP, CSNOX, CSOSG2E, CSSO2G1, MATS
MI	J H Campbell	1710	1	########	2	1	255	664.2	Measured	0.256	Calculated	272.4	Measured	0.105	Calculated	467.5	Measured	0.18	Measured	2597	Measured	Coal	Tangentially-fired	Dry Sorbent Injection	Low NOx Burner Technology w/ Closed-coupled/Separated OFA	Baghouse	Halogenated PAC Sorbent Injection	ARP, CSNOX, CSOSG2E, CSSO2G1, MATS
MI	J H Campbell	1710	1	########	3	1	254	691.1	Measured	0.267	Calculated	271.6	Measured	0.105	Calculated	461	Measured	0.178	Measured	2589.8	Measured	Coal	Tangentially-fired	Dry Sorbent Injection	Low NOx Burner Technology w/ Closed-coupled/Separated OFA	Baghouse	Halogenated PAC Sorbent Injection	ARP, CSNOX, CSOSG2E, CSSO2G1, MATS
MI	J H Campbell	1710	1	########	4	1	254	704.2	Measured	0.273	Calculated	270.5	Measured	0.105	Calculated	459	Measured	0.178	Measured	2578.7	Measured	Coal	Tangentially-fired	Dry Sorbent Injection	Low NOx Burner Technology w/ Closed-coupled/Separated OFA	Baghouse	Halogenated PAC Sorbent Injection	ARP, CSNOX, CSOSG2E, CSSO2G1, MATS
MI	J H Campbell	1710	1	########	5	1	255	712.3	Measured	0.274	Calculated	272.3	Measured	0.105	Calculated	456.9	Measured	0.176	Measured	2596	Measured	Coal	Tangentially-fired	Dry Sorbent Injection	Low NOx Burner Technology w/ Closed-coupled/Separated OFA	Baghouse	Halogenated PAC Sorbent Injection	ARP, CSNOX, CSOSG2E, CSSO2G1, MATS
MI	J H Campbell	1710	1	########	6	1	255	698.7	Measured	0.27	Calculated	270.9	Measured	0.105	Calculated	441.7	Measured	0.171	Measured	2583.2	Measured	Coal	Tangentially-fired	Dry Sorbent Injection	Low NOx Burner Technology w/ Closed-coupled/Separated OFA	Baghouse	Halogenated PAC Sorbent Injection	ARP, CSNOX, CSOSG2E, CSSO2G1, MATS
MI	J H Campbell	1710	1	########	7	1	255	712

MI	J H Campbell	1710	1	########	5	1	255	642	Measured	0.248	Calculated	271	Measured	0.105	Calculated	441.9	Measured	0.171	Measured	2584	Measured	Coal	Tangentially-fired	Dry Sorbent Injection	Low NOx Burner Technology w/ Closed-coupled/Separated OFA	Baghouse	Halogenated PAC Sorbent Injection	ARP, CSNOX, CSOSG2E, CSSO2G1, MATS
MI	J H Campbell	1710	1	########	6	1	255	640.9	Measured	0.248	Calculated	271.4	Measured	0.105	Calculated	447.6	Measured	0.173	Measured	2587.5	Measured	Coal	Tangentially-fired	Dry Sorbent Injection	Low NOx Burner Technology w/ Closed-coupled/Separated OFA	Baghouse	Halogenated PAC Sorbent Injection	ARP, CSNOX, CSOSG2E, CSSO2G1, MATS
MI	J H Campbell	1710	1	########	7	1	254	633.3	Measured	0.245	Calculated	271.5	Measured	0.105	Calculated	445.3	Measured	0.172	Measured	2588.8	Measured	Coal	Tangentially-fired	Dry Sorbent Injection	Low NOx Burner Technology w/ Closed-coupled/Separated OFA	Baghouse	Halogenated PAC Sorbent Injection	ARP, CSNOX, CSOSG2E, CSSO2G1, MATS
MI	J H Campbell	1710	1	########	8	1	254	645.5	Measured	0.249	Calculated	271.6	Measured	0.105	Calculated	450.6	Measured	0.174	Measured	2589.4	Measured	Coal	Tangentially-fired	Dry Sorbent Injection	Low NOx Burner Technology w/ Closed-coupled/Separated OFA	Baghouse	Halogenated PAC Sorbent Injection	ARP, CSNOX, CSOSG2E, CSSO2G1, MATS
MI	J H Campbell	1710	1	########	9	1	255	655.2	Measured	0.251	Calculated	274	Measured	0.105	Calculated	449.4	Measured	0.172	Measured	2612.6	Measured	Coal	Tangentially-fired	Dry Sorbent Injection	Low NOx Burner Technology w/ Closed-coupled/Separated OFA	Baghouse	Halogenated PAC Sorbent Injection	ARP, CSNOX, CSOSG2E, CSSO2G1, MATS
MI	J H Campbell	1710	1	########	10	1	255	639.1	Measured	0.246	Calculated	272.9	Measured	0.105	Calculated	455.3	Measured	0.175	Measured	2601.8	Measured	Coal	Tangentially-fired	Dry Sorbent Injection	Low NOx Burner Technology w/ Closed-coupled/Separated OFA	Baghouse	Halogenated PAC Sorbent Injection	ARP, CSNOX, CSOSG2E, CSSO2G1, MATS
MI	J H Campbell	1710	1	########	11	1	255	637.7	Measured	0.244	Calculated	274	Measured	0.105	Calculated	459.8	Measured	0.176	Measured	2612.6	Measured	Coal	Tangentially-fired	Dry Sorbent Injection	Low NOx Burner Technology w/ Closed-coupled/Separated OFA	Baghouse	Halogenated PAC Sorbent Injection	ARP, CSNOX, CSOSG2E, CSSO2G1, MATS
MI	J H Campbell	1710	1	########	12	1	255	655.3	Measured	0.25	Calculated	274.9	Measured	0.105	Calculated	458.6	Measured	0.175	Measured	2620.8	Measured	Coal	Tangentially-fired	Dry Sorbent Injection	Low NOx Burner Technology w/ Closed-coupled/Separated OFA	Baghouse	Halogenated PAC Sorbent Injection	ARP, CSNOX, CSOSG2E, CSSO2G1, MATS
MI	J H Campbell	1710	1	########	13	1	255	678.3	Measured	0.259	Calculated	275.1	Measured	0.105	Calculated	459	Measured	0.175	Measured	2623.1	Measured	Coal	Tangentially-fired	Dry Sorbent Injection	Low NOx Burner Technology w/ Closed-coupled/Separated OFA	Baghouse	Halogenated PAC Sorbent Injection	ARP, CSNOX, CSOSG2E, CSSO2G1, MATS
MI	J H Campbell	1710	1	########	14	1	254	695	Measured	0.265	Calculated	275.3	Measured	0.105	Calculated	456.7	Measured	0.174	Measured	2624.5	Measured	Coal	Tangentially-fired	Dry Sorbent Injection	Low NOx Burner Technology w/ Closed-coupled/Separated OFA	Baghouse	Halogenated PAC Sorbent Injection	ARP, CSNOX, CSOSG2E, CSSO2G1, MATS
MI	J H Campbell	1710	1	########	15	1	254	654.7	Measured	0.25	Calculated	275.2	Measured	0.105	Calculated	461.8	Measured	0.176	Measured	2623.7	Measured	Coal	Tangentially-fired	Dry Sorbent Injection	Low NOx Burner Technology w/ Closed-coupled/Separated OFA	Baghouse	Halogenated PAC Sorbent Injection	ARP, CSNOX, CSOSG2E, CSSO2G1, MATS
MI	J H Campbell	1710	1	########	16	1	255	648.4	Measured	0.247	Calculated	275.1	Measured	0.105	Calculated	448.6	Measured	0.171	Measured	2623.1	Measured	Coal	Tangentially-fired	Dry Sorbent Injection	Low NOx Burner Technology w/ Closed-coupled/Separated OFA	Baghouse	Halogenated PAC Sorbent Injection	ARP, CSNOX, CSOSG2E, CSSO2G1, MATS
MI	J H Campbell	1710	1	########	17	1	254	645.4	Measured	0.247	Calculated	274.4	Measured	0.105	Calculated	447.4	Measured	0.171	Measured	2616.3	Measured	Coal	Tangentially-fired	Dry Sorbent Injection	Low NOx Burner Technology w/ Closed-coupled/Separated OFA	Baghouse	Halogenated PAC Sorbent Injection	ARP, CSNOX, CSOSG2E, CSSO2G1, MATS
MI	J H Campbell	1710	1	########	18	1	255	649.1	Measured	0.249	Calculated	273.7	Measured	0.105	Calculated	451.4	Measured	0.173	Measured	2609.5	Measured	Coal	Tangentially-fired	Dry Sorbent Injection	Low NOx Burner Technology w/ Closed-coupled/Separated OFA	Baghouse	Halogenated PAC Sorbent Injection	ARP, CSNOX, CSOSG2E, CSSO2G1, MATS
MI	J H Campbell	1710	1	########	19	1	255	656.7	Measured	0.25	Calculated	275.5	Measured	0.105	Calculated	457.1	Measured	0.174	Measured	2626.9	Measured	Coal	Tangentially-fired	Dry Sorbent Injection	Low NOx Burner Technology w/ Closed-coupled/Separated OFA	Baghouse	Halogenated PAC Sorbent Injection	ARP, CSNOX, CSOSG2E, CSSO2G1, MATS
MI	J H Campbell	1710	1	########	20	1	254	666.6	Measured	0.254	Calculated	275	Measured	0.105	Calculated	458.9	Measured	0.175	Measured	2622.4	Measured	Coal	Tangentially-fired	Dry Sorbent Injection	Low NOx Burner Technology w/ Closed-coupled/Separated OFA	Baghouse	Halogenated PAC Sorbent Injection	ARP, CSNOX, CSOSG2E, CSSO2G1, MATS
MI	J H Campbell	1710	1	########	21	1	255	667.8	Measured	0.255	Calculated	274.5	Measured	0.105	Calculated	439.7	Measured	0.168	Measured	2617.5	Measured	Coal	Tangentially-fired	Dry Sorbent Injection	Low NOx Burner Technology w/ Closed-coupled/Separated OFA	Baghouse	Halogenated PAC Sorbent Injection	ARP, CSNOX, CSOSG2E, CSSO2G1, MATS
MI	J H Campbell	1710	1	########	22	1	255	663.6	Measured	0.255	Calculated	272.7	Measured	0.105	Calculated	439.4	Measured	0.169	Measured	2600.2	Measured	Coal	Tangentially-fired	Dry Sorbent Injection	Low NOx Burner Technology w/ Closed-coupled/Separated OFA	Baghouse	Halogenated PAC Sorbent Injection	ARP, CSNOX, CSOSG2E, CSSO2G1, MATS
MI	J H Campbell	1710	1	########	23	1	254	654.3	Measured	0.252	Calculated	272.7	Measured	0.105	Calculated	431.7	Measured	0.166	Measured	2600.4	Measured	Coal	Tangentially-fired	Dry Sorbent Injection	Low NOx Burner Technology w/ Closed-coupled/Separated OFA	Baghouse	Halogenated PAC Sorbent Injection	ARP, CSNOX, CSOSG2E, CSSO2G1, MATS
MI	J H Campbell	1710	1	########	0	1	254	644.3	Measured	0.247	Calculated	273.1	Measured	0.105	Calculated	434.8	Measured	0.167	Measured	2603.6	Measured	Coal	Tangentially-fired	Dry Sorbent Injection	Low NOx Burner Technology w/ Closed-coupled/Separated OFA	Baghouse	Halogenated PAC Sorbent Injection	ARP, CSNOX, CSOSG2E, CSSO2G1, MATS
MI	J H Campbell	1710	1	########	1	1	255	630.8	Measured	0.242	Calculated	273.3	Measured	0.105	Calculated	432.6	Measured	0.166	Measured	2606.3	Measured	Coal	Tangentially-fired	Dry Sorbent Injection	Low NOx Burner Technology w/ Closed-coupled/Separated OFA	Baghouse	Halogenated PAC Sorbent Injection	ARP, CSNOX, CSOSG2E, CSSO2G1, MATS
MI	J H Campbell	1710	1	########	2	1	255	629.8	Measured	0.242	Calculated	272.6	Measured	0.105	Calculated	434.1	Measured	0.167	Measured	2599.2	Measured	Coal	Tangentially-fired	Dry Sorbent Injection	Low NOx Burner Technology w/ Closed-coupled/Separated OFA	Baghouse	Halogenated PAC Sorbent Injection	ARP, CSNOX, CSOSG2E, CSSO2G1, MATS
MI	J H Campbell	1710	1	########	3	1	255	634.6	Measured	0.244	Calculated	273	Measured	0.105	Calculated	442.4	Measured	0.17	Measured	2602.5	Measured	Coal	Tangentially-fired	Dry Sorbent Injection	Low NOx Burner Technology w/ Closed-coupled/Separated OFA	Baghouse	Halogenated PAC Sorbent Injection	ARP, CSNOX, CSOSG2E, CSSO2G1, MATS
MI	J H Campbell	1710	1	########	4	1	254	623.1	Measured	0.243	Calculated	268.6	Measured	0.105	Calculated	435.3	Measured	0.17	Measured	2560.8	Measured	Coal	Tangentially-fired	Dry Sorbent Injection	Low NOx Burner Technology w/ Closed-coupled/Separated OFA	Baghouse	Halogenated PAC Sorbent Injection	ARP, CSNOX, CSOSG2E, CSSO2G1, MATS
MI	J H Campbell	1710	1	########	5	1	254	647.3	Measured	0.249	Calculated	272.4	Measured	0.105	Calculated	438.9	Measured	0.169	Measured	2597.1	Measured	Coal	Tangentially-fired	Dry Sorbent Injection	Low NOx Burner Technology w/ Closed-coupled/Separated OFA	Baghouse	Halogenated PAC Sorbent Injection	ARP, CSNOX, CSOSG2E, CSSO2G1, MATS
MI	J H Campbell	1710	1	########	6	1	255	645.2	Measured	0.249	Calculated	272.1	Measured	0.105	Calculated	438.4	Measured	0.169	Measured	2594.3	Measured	Coal	Tangentially-fired	Dry Sorbent Injection	Low NOx Burner Technology w/ Closed-coupled/Separated OFA	Baghouse	Halogenated PAC Sorbent Injection	ARP, CSNOX, CSOSG2E, CSSO2G1, MATS
MI	J H Campbell	1710	1	########	7	1	255	651.8	Measured	0.252	Calculated	271.4	Measured	0.105	Calculated	439.9	Measured	0.17	Measured	2587.9	Measured	Coal	Tangentially-fired	Dry Sorbent Injection	Low NOx Burner Technology w/ Closed-coupled/Separated OFA	Baghouse	Halogenated PAC Sorbent Injection	ARP, CSNOX, CSOSG2E, CSSO2G1, MATS
MI	J H Campbell	1710	1	########	8	1	254	665.5	Measured	0.257	Calculated	271.3	Measured	0.105	Calculated	426.8	Measured	0.165	Measured	2586.7	Measured	Coal	Tangentially-fired	Dry Sorbent Injection	Low NOx Burner Technology w/ Closed-coupled/Separated OFA	Baghouse	Halogenated PAC Sorbent Injection	ARP, CSNOX, CSOSG2E, CSSO2G1, MATS
MI	J H Campbell	1710	1	########	9	1	254	652.3	Measured	0.249	Calculated	275	Measured	0.105	Calculated	432.7	Measured	0.165	Measured	2622.2	Measured	Coal	Tangentially-fired	Dry Sorbent Injection	Low NOx Burner Technology w/ Closed-coupled/Separated OFA	Baghouse	Halogenated PAC Sorbent Injection	ARP, CSNOX, CSOSG2E, CSSO2G1, MATS
MI	J H Campbell	1710	1	########	10	1	255	650.8	Measured	0.247	Calculated	276.4	Measured	0.105	Calculated	434.9	Measured	0.165	Measured	2635.9	Measured	Coal	Tangentially-fired	Dry Sorbent Injection	Low NOx Burner Technology w/ Closed-coupled/Separated OFA	Baghouse	Halogenated PAC Sorbent Injection	ARP, CSNOX, CSOSG2E, CSSO2G1, MATS
MI	J H Campbell	1710	1	########	11	1	255	656.2	Measured	0.249	Calculated	276.7	Measured	0.105	Calculated	432.7	Measured	0.164	Measured	2638.5	Measured	Coal	Tangentially-fired	Dry Sorbent Injection	Low NOx Burner Technology w/ Closed-coupled/Separated OFA	Baghouse	Halogenated PAC Sorbent Injection	ARP, CSNOX, CSOSG2E, CSSO2G1, MATS
MI	J H Campbell	1710	1	########	12	1	255	655	Measured	0.248	Calculated	277.4	Measured	0.105	Calculated	433.7	Measured	0.164	Measured	2644.6	Measured	Coal	Tangentially-fired	Dry Sorbent Injection	Low NOx Burner Technology w/ Closed-coupled/Separated OFA	Baghouse	Halogenated PAC Sorbent Injection	ARP, CSNOX, CSOSG2E, CSSO2G1, MATS
MI	J H Campbell	1710	1	########	13	1	255	675.9	Measured	0.255	Calculated	277.6	Measured	0.105	Calculated	434.1	Measured	0.164	Measured	2646.7	Measured	Coal	Tangentially-fired	Dry Sorbent Injection	Low NOx Burner Technology w/ Closed-coupled/Separated OFA	Baghouse	Halogenated PAC Sorbent Injection	ARP, CSNOX, CSOSG2E, CSSO2G1, MATS
MI	J H Campbell	1710	1	########	14	1	254	665.5	Measured	0.252	Calculated	276.9	Measured	0.105	Calculated	446.1	Measured	0.169	Measured	2639.8	Measured	Coal	Tangentially-fired	Dry Sorbent Injection	Low NOx Burner Technology w/ Closed-coupled/Separated OFA	Baghouse	Halogenated PAC Sorbent Injection	ARP, CSNOX, CSOSG2E, CSSO2G1, MATS
MI	J H Campbell	1710	1	########	15	1	255	673.1	Measured	0.253	Calculated	279	Measured	0.105	Calculated	438.9	Measured	0.165	Measured	2659.8	Measured	Coal	Tangentially-fired	Dry Sorbent Injection	Low NOx Burner Technology w/ Closed-coupled/Separated OFA	Baghouse	Halogenated PAC Sorbent Injection	ARP, CSNOX, CSOSG2E, CSSO2G1, MATS
MI	J H Campbell	1710	1	########	16	1	255	689	Measured	0.259	Calculated	278.5	Measured	0.105	Calculated	443.4	Measured	0.167	Measured	2655.2	Measured	Coal	Tangentially-fired	Dry Sorbent Injection	Low NOx Burner Technology w/ Closed-coupled/Separated OFA	Baghouse	Halogenated PAC Sorbent Injection	ARP, CSNOX, CSOSG2E, CSSO2G1, MATS
MI	J H Campbell	1710	1	########	17	1	254	691.8	Measured	0.262	Calculated	277	Measured	0.105	Calculated	451.6	Measured	0.171	Measured	2641.1	Measured	Coal	Tangentially-fired	Dry Sorbent Injection	Low NOx Burner Technology w/ Closed-coupled/Separated OFA	Baghouse	Halogenated PAC Sorbent Injection	ARP, CSNOX, CSOSG2E, CSSO2G1, MATS
MI	J H Campbell	1710	1	########	18	1	255	657.8	Measured	0.249	Calculated	277	Measured	0.105	Calculated	443.8	Measured	0.168	Measured	2641.5	Measured	Coal	Tangentially-fired	Dry Sorbent Injection	Low NOx Burner Technology w/ Closed-coupled/Separated OFA	Baghouse	Halogenated PAC Sorbent Injection	ARP, CSNOX, CSOSG2E, CSSO2G1, MATS
MI	J H Campbell	1710	1	########	19	1	254	637	Measured	0.243	Calculated	275.4	Measured	0.105	Calculated	436	Measured	0.166	Measured	2626.3	Measured	Coal	Tangentially-fired	Dry Sorbent Injection	Low NOx Burner Technology w/ Closed-coupled/Separated OFA	Baghouse	Halogenated PAC Sorbent Injection	ARP, CSNOX, CSOSG2E, CSSO2G1, MATS
MI	J H Campbell	1710	1	########	20	1	255	656.3	Measured	0.249	Calculated	276.2	Measured	0.105	Calculated	442.4	Measured	0.168	Measured	2633.2	Measured	Coal	Tangentially-fired	Dry Sorbent Injection	Low NOx Burner Technology w/ Closed-coupled/Separated OFA	Baghouse	Halogenated PAC Sorbent Injection	ARP, CSNOX, CSOSG2E, CSSO2G1, MATS
MI	J H Campbell	1710	1	########	21	1	254	659.2	Measured	0.25	Calculated	276.5	Measured	0.105	Calculated	453.5	Measured	0.172	Measured	2636.6	Measured	Coal	Tangentially-fired	Dry Sorbent Injection	Low NOx Burner Technology w/ Closed-coupled/Separated OFA	Baghouse	Halogenated PAC Sorbent Injection	ARP, CSNOX, CSOSG2E, CSSO2G1, MATS
MI	J H Campbell	1710	1	########	22	1	255	639.4	Measured	0.243	Calculated	275.6	Measured	0.105	Calculated	452	Measured	0.172	Measured	2627.8	Measured	Coal	Tangentially-fired	Dry Sorbent Injection	Low NOx Burner Technology w/ Closed-coupled/Separated OFA	Baghouse	Halogenated PAC Sorbent Injection	ARP, CSNOX, CSOSG2E, CSSO2G1, MATS
MI	J H Campbell	1710	1	########	23	1	255	632.4	Measured	0.242	Calculated	274	Measured	0.105	Calculated	446.8	Measured	0.171	Measured	2612.9	Measured	Coal	Tangentially-fired	Dry Sorbent Injection	Low NOx Burner Technology w/ Closed-coupled/Separated OFA	Baghouse	Halogenated PAC Sorbent Injection	ARP, CSNOX, CSOSG2E, CSSO2G1, MATS
MI	J H Campbell	1710	1	########	0	1	255	647.5	Measured	0.248	Calculated	273.8	Measured	0.105	Calculated	446.5	Measured	0.171	Measured	2611	Measured	Coal	Tangentially-fired	Dry Sorbent Injection	Low NOx Burner Technology w/ Closed-coupled/Separated OFA	Baghouse	Halogenated PAC Sorbent Injection	ARP, CSNOX, CSOSG2E, CSSO2G1, MATS
MI	J H Campbell	1710	1	########	1	1	256	650	Measured	0.25	Calculated	273.2	Measured	0.105	Calculated	442.9	Measured	0.17	Measured	2605.1	Measured	Coal	Tangentially-fired	Dry Sorbent Injection	Low NOx Burner Technology w/ Closed-coupled/Separated OFA	Baghouse	Halogenated PAC Sorbent Injection	ARP, CSNOX, CSOSG2E, CSSO2G1, MATS
MI	J H Campbell	1710	1	########	2	1	254	632.4	Measured	0.242	Calculated	274	Measured	0.105	Calculated	439	Measured	0.168	Measured	2612.8	Measured	Coal	Tangentially-fired	Dry Sorbent Injection	Low NOx Burner Technology w/ Closed-coupled/Separated OFA	Baghouse	Halogenated PAC Sorbent Injection	ARP, CSNOX, CSOSG2E, CSSO2G1, MATS
MI	J H Campbell	1710	1	########	3	1	254	641.6	Measured	0.246	Calculated	273.4	Measured	0.105	Calculated	435.3	Measured	0.167	Measured	2606.3	Measured	Coal	Tangentially-fired	Dry Sorbent Injection	Low NOx Burner Technology w/ Closed-coupled/Separated OFA	Baghouse	Halogenated PAC Sorbent Injection	ARP, CSNOX, CSOSG2E, CSSO2G1, MATS
MI	J H Campbell	1710	1	########	4	1	254	643	Measured	0.247	Calculated	273.3	Measured	0.105	Calculated	445.7	Measured	0.171	Measured	2606.2	Measured	Coal	Tangentially-fired	Dry Sorbent Injection	Low NOx Burner Technology w/ Closed-coupled/Separated OFA	Baghouse	Halogenated PAC Sorbent Injection	ARP, CSNOX, CSOSG2E, CSSO2G1, MATS
MI	J H Campbell	1710	1	########	5	1	255	648.1	Measured	0.248	Calculated	273.8	Measured	0.105	Calculated	451.7	Measured	0.173	Measured	2610.9	Measured	Coal	Tangentially-fired	Dry Sorbent Injection	Low NOx Burner Technology w/ Closed-coupled/Separated OFA	Baghouse	Halogenated PAC Sorbent Injection	ARP, CSNOX, CSOSG2E, CSSO2G1, MATS
MI	J H Campbell	1710	1	########	6	1	255	646.6	Measured	0.247	Calculated	274.9	Measured	0.105	Calculated	445.6	Measured	0.17	Measured	2621.3	Measured	Coal	Tangentially-fired	Dry Sorbent Injection	Low NOx Burner Technology w/ Closed-coupled/Separated OFA	Baghouse	Halogenated PAC Sorbent Injection	ARP, CSNOX, CSOSG2E, CSSO2G1, MATS
MI	J H Campbell	1710	1	########	7	1	254	640.8	Measured	0.245	Calculated	274.2	Measured	0.105	Calculated	449.6	Measured	0.172	Measured	2614.1	Measured	Coal	Tangentially-fired	Dry Sorbent Injection	Low NOx Burner Technology w/ Closed-coupled/Separated OFA	Baghouse	Halogenated PAC Sorbent Injection	ARP, CSNOX, CSOSG2E, CSSO2G1, MATS
MI	J H Campbell	1710	1	########	8	1	255	649.7	Measured	0.248	Calculated	274.8	Measured	0.105	Calculated	450.7	Measured	0.172	Measured	2620.1	Measured	Coal	Tangentially-fired	Dry Sorbent Injection	Low NOx Burner Technology w/ Closed-coupled/Separated OFA	Baghouse	Halogenated PAC Sorbent Injection	ARP, CSNOX, CSOSG2E, CSSO2G1, MATS
MI	J H Campbell	1710	1	########	9	1	255	645.7	Measured	0.246	Calculated	275.4	Measured	0.105	Calculated	454.3	Measured	0.173	Measured	2626	Measured	Coal	Tangentially-fired	Dry Sorbent Injection	Low NOx Burner Technology w/ Closed-coupled/Separated OFA	Baghouse	Halogenated PAC Sorbent Injection	ARP, CSNOX, CSOSG2E, CSSO2G1, MATS
MI	J H Campbell	1710	1	########	10	1	255	649.9	Measured	0.246	Calculated	276.9	Measured	0.105	Calculated	456.7	Measured	0.173	Measured	2640	Measured	Coal	Tangentially-fired	Dry Sorbent Injection	Low NOx Burner Technology w/ Closed-coupled/Separated OFA	Baghouse	Halogenated PAC Sorbent Injection	ARP, CSNOX, CSOSG2E, CSSO2G1, MATS
MI	J H Campbell	1710	1	########	11	1	254	674.4	Measured	0.257	Calculated	275.6	Measured	0.105	Calculated	457.3	Measured	0.174	Measured	2627.9	Measured	Coal	Tangentially-fired	Dry Sorbent Injection	Low NOx Burner Technology w/ Closed-coupled/Separated OFA	Baghouse	Halogenated PAC Sorbent Injection	ARP, CSNOX, CSOSG2E, CSSO2G1, MATS
MI	J H Campbell	1710	1	########	12	1	255	666.9	Measured	0.251	Calculated	278.3	Measured	0.105	Calculated	467	Measured	0.176	Measured	2653.2	Measured	Coal	Tangentially-fired	Dry Sorbent Injection	Low NOx Burner Technology w/ Closed-coupled/Separated OFA	Baghouse	Halogenated PAC Sorbent Injection	ARP, CSNOX, CSOSG2E, CSSO2G1, MATS
MI	J H Campbell	1710	1	########	13	1	255	676.9	Measured	0.255	Calculated	278.4	Measured	0.105	Calculated	467.2	Measured	0.176	Measured	2654.8	Measured	Coal	Tangentially-fired	Dry Sorbent Injection	Low NOx Burner Technology w/ Closed-coupled/Separated OFA	Baghouse	Halogenated PAC Sorbent Injection	ARP, CSNOX, CSOSG2E, CSSO2G1, MATS
MI	J H Campbell	1710	1	########	14	1	255	675.4	Measured	0.256	Calculated	276.3	Measured	0.105	Calculated	469	Measured	0.178	Measured	2634.7	Measured	Coal	Tangentially-fired	Dry Sorbent Injection	Low NOx Burner Technology w/ Closed-coupled/Separated OFA	Baghouse	Halogenated PAC Sorbent Injection	ARP, CSNOX, CSOSG2E, CSSO2G1, MATS
MI	J H Campbell	1710	1	########	15	1	254	665.8	Measured	0.253	Calculated	275.7	Measured	0.105	Calculated	449.6	Measured	0.171	Measured	2629.1	Measured	Coal	Tangentially-fired	Dry Sorbent Injection	Low NOx Burner Technology w/ Closed-coupled/Separated OFA	Baghouse	Halogenated PAC Sorbent Injection	ARP, CSNOX, CSOSG2E, CSSO2G1, MATS
MI	J H Campbell	1710	1	########	16	1	230	582.4	Measured	0.248	Calculated	246.7	Measured	0.105	Calculated	409.3	Measured	0.174	Measured	2352.4	Measured	Coal	Tangentially-fired	Dry Sorbent Injection	Low NOx Burner Technology w/ Closed-coupled/Separated OFA	Baghouse	Halogenated PAC Sorbent Injection	ARP, CSNOX, CSOSG2E, CSSO2G1, MATS
MI	J H Campbell	1710	1	########	17	1	172	474.8	Measured	0.258	Calculated	192.9	Measured	0.105	Calculated	301.7	Measured	0.164	Measured	1839.7	Measured	Coal	Tangentially-fired	Dry Sorbent Injection	Low NOx Burner Technology w/ Closed-coupled/Separated OFA	Baghouse	Halogenated PAC Sorbent Injection	ARP, CSNOX, CSOSG2E, CSSO2G1, MATS
MI	J H Campbell	1710	1	########	18	1	173	472.5	Measured	0.251	Calculated	197.2	Measured	0.105	Calculated	304.6	Measured	0.162	Measured	1880.5	Measured	Coal	Tangentially-fired	Dry Sorbent Injection	Low NOx Burner Technology w/ Closed-coupled/Separated OFA	Baghouse	Halogenated PAC Sorbent Injection	ARP, CSNOX, CSOSG2E, CSSO2G1, MATS
MI	J H Campbell	1710	1	########	19	1	186	488.4	Measured	0.248	Calculated	206.5	Measured	0.105	Calculated	307.1	Measured	0.156	Measured	1968.5	Measured	Coal	Tangentially-fired	Dry Sorbent Injection	Low NOx Burner Technology w/ Closed-coupled/Separated OFA	Baghouse	Halogenated PAC Sorbent Injection	ARP, CSNOX, CSOSG2E, CSSO2G1, MATS
MI	J H Campbell	1710	1	########	20	1	188	585.4	Measured	0.297	Calculated	206.6	Measured	0.105	Calculated	325	Measured	0.165	Measured	1969.4	Measured	Coal	Tangentially-fired	Dry Sorbent Injection	Low NOx Burner Technology w/ Closed-coupled/Separated OFA	Baghouse	Halogenated PAC Sorbent Injection	ARP, CSNOX, CSOSG2E, CSSO2G1, MATS
MI	J H Campbell	1710	1	########	21	1	236	657.2	Measured	0.27	Calculated	255.6	Measured	0.105	Calculated	416.7	Measured	0.171	Measured	2436.7	Measured	Coal	Tangentially-fired	Dry Sorbent Injection	Low NOx Burner Technology w/ Closed-coupled/Separated OFA	Baghouse	Halogenated PAC Sorbent Injection	ARP, CSNOX, CSOSG2E, CSSO2G1, MATS
MI	J H Campbell	1710	1	########	22	1	252	635.6	Measured	0.245	Calculated	271.6	Measured	0.105	Calculated	450.7	Measured	0.174	Measured	2590.1	Measured	Coal	Tangentially-fired	Dry Sorbent Injection	Low NOx Burner Technology w/ Closed-coupled/Separated OFA	Baghouse	Halogenated PAC Sorbent Injection	ARP, CSNOX, CSOSG2E, CSSO2G1, MATS
MI	J H Campbell	1710	1	########	23	1	251	636.7	Measured	0.248	Calculated	269.8	Measured	0.105	Calculated	452.8	Measured	0.176	Measured	2572.5	Measured	Coal	Tangentially-fired	Dry Sorbent Injection	Low NOx Burner Technology w/ Closed-coupled/Separated OFA	Baghouse	Halogenated PAC Sorbent Injection	ARP, CSNOX, CSOSG2E, CSSO2G1, MATS
MI	J H Campbell	1710	1	########	0	1	252	663	Measured	0.257	Calculated	270.1	Measured	0.105	Calculated	448.2	Measured	0.174	Measured	2575.6	Measured	Coal	Tangentially-fired	Dry Sorbent Injection	Low NOx Burner Technology w/ Closed-coupled/Separated OFA	Baghouse	Halogenated PAC Sorbent Injection	ARP, CSNOX, CSOSG2E, CSSO2G1, MATS
MI	J H Campbell	1710	1	########	1	1	252	636.4	Measured	0.246	Calculated	271.4	Measured	0.105	Calculated	442.5	Measured	0.171	Measured	2588	Measured	Coal	Tangentially-fired	Dry Sorbent Injection	Low NOx Burner Technology w/ Closed-coupled/Separated OFA	Baghouse	Halogenated PAC Sorbent Injection	ARP, CSNOX, CSOSG2E, CSSO2G1, MATS
MI	J H Campbell	1710	1	########	2	1	252	627.8	Measured	0.243	Calculated	270.9	Measured	0.105	Calculated	441.7	Measured	0.171	Measured	2582.9	Measured	Coal	Tangentially-fired	Dry Sorbent Injection	Low NOx Burner Technology w/ Closed-coupled/Separated OFA	Baghouse	Halogenated PAC Sorbent Injection	ARP, CSNOX, CSOSG2E, CSSO2G1, MATS
MI	J H Campbell	1710	1	########	3	1	252	634.7	Measured	0.246	Calculated	270.4	Measured	0.105	Calculated	443.5	Measured	0.172	Measured	2578.4	Measured	Coal	Tangentially-fired	Dry Sorbent Injection	Low NOx Burner Technology w/ Closed-coupled/Separated OFA	Baghouse	Halogenated PAC Sorbent Injection	ARP, CSNOX, CSOSG2E, CSSO2G1, MATS
MI	J H Campbell	1710	1	########	4	1	252	646.6	Measured	0.253	Calculated	267.5	Measured	0.105	Calculated	431.1	Measured	0.169	Measured	2550.7	Measured	Coal	Tangentially-fired	Dry Sorbent Injection	Low NOx Burner Technology w/ Closed-coupled/Separated OFA	Baghouse	Halogenated PAC Sorbent Injection	ARP, CSNOX, CSOSG2E, CSSO2G1, MATS
MI	J H Campbell	1710	1	########	5	1	252	644.7	Measured	0.251	Calculated	269.5	Measured	0.105	Calculated	447.1	Measured	0.174	Measured	2569.6	Measured	Coal	Tangentially-fired	Dry Sorbent Injection	Low NOx Burner Technology w/ Closed-coupled/Separated OFA	Baghouse	Halogenated PAC Sorbent Injection	ARP, CSNOX, CSOSG2E, CSSO2G1, MATS
MI	J H Campbell	1710	1	########	6	1	251	642.6	Measured	0.249	Calculated	270.4	Measured	0.105	Calculated	448.6	Measured	0.174	Measured	2577.9	Measured	Coal	Tangentially-fired

MI	J H Campbell	1710	1	########	4	1	252	672.8	Measured	0.267	Calculated	264.3	Measured	0.105	Calculated	443.5	Measured	0.176	Measured	2520	Measured	Coal	Tangentially-fired	Dry Sorbent Injection	Low NOx Burner Technology w/ Closed-coupled/Separated OFA	Baghouse	Halogenated PAC Sorbent Injection	ARP, CSNOX, CSOSG2E, CSSO2G1, MATS
MI	J H Campbell	1710	1	########	5	1	252	676.6	Measured	0.266	Calculated	266.8	Measured	0.105	Calculated	450.2	Measured	0.177	Measured	2543.5	Measured	Coal	Tangentially-fired	Dry Sorbent Injection	Low NOx Burner Technology w/ Closed-coupled/Separated OFA	Baghouse	Halogenated PAC Sorbent Injection	ARP, CSNOX, CSOSG2E, CSSO2G1, MATS
MI	J H Campbell	1710	1	########	6	1	252	687.4	Measured	0.268	Calculated	269.4	Measured	0.105	Calculated	446.9	Measured	0.174	Measured	2568.4	Measured	Coal	Tangentially-fired	Dry Sorbent Injection	Low NOx Burner Technology w/ Closed-coupled/Separated OFA	Baghouse	Halogenated PAC Sorbent Injection	ARP, CSNOX, CSOSG2E, CSSO2G1, MATS
MI	J H Campbell	1710	1	########	7	1	252	688.9	Measured	0.27	Calculated	267.2	Measured	0.105	Calculated	443.2	Measured	0.174	Measured	2547.2	Measured	Coal	Tangentially-fired	Dry Sorbent Injection	Low NOx Burner Technology w/ Closed-coupled/Separated OFA	Baghouse	Halogenated PAC Sorbent Injection	ARP, CSNOX, CSOSG2E, CSSO2G1, MATS
MI	J H Campbell	1710	1	########	8	1	251	689.5	Measured	0.269	Calculated	268.7	Measured	0.105	Calculated	453.4	Measured	0.177	Measured	2561.6	Measured	Coal	Tangentially-fired	Dry Sorbent Injection	Low NOx Burner Technology w/ Closed-coupled/Separated OFA	Baghouse	Halogenated PAC Sorbent Injection	ARP, CSNOX, CSOSG2E, CSSO2G1, MATS
MI	J H Campbell	1710	1	########	9	1	252	694.2	Measured	0.27	Calculated	270	Measured	0.105	Calculated	463.3	Measured	0.18	Measured	2574.1	Measured	Coal	Tangentially-fired	Dry Sorbent Injection	Low NOx Burner Technology w/ Closed-coupled/Separated OFA	Baghouse	Halogenated PAC Sorbent Injection	ARP, CSNOX, CSOSG2E, CSSO2G1, MATS
MI	J H Campbell	1710	1	########	10	1	252	700	Measured	0.273	Calculated	269.1	Measured	0.105	Calculated	454.1	Measured	0.177	Measured	2565.7	Measured	Coal	Tangentially-fired	Dry Sorbent Injection	Low NOx Burner Technology w/ Closed-coupled/Separated OFA	Baghouse	Halogenated PAC Sorbent Injection	ARP, CSNOX, CSOSG2E, CSSO2G1, MATS
MI	J H Campbell	1710	1	########	11	1	252	708.1	Measured	0.275	Calculated	269.9	Measured	0.105	Calculated	447.8	Measured	0.174	Measured	2573.5	Measured	Coal	Tangentially-fired	Dry Sorbent Injection	Low NOx Burner Technology w/ Closed-coupled/Separated OFA	Baghouse	Halogenated PAC Sorbent Injection	ARP, CSNOX, CSOSG2E, CSSO2G1, MATS
MI	J H Campbell	1710	1	########	12	1	251	719.8	Measured	0.282	Calculated	267.7	Measured	0.105	Calculated	449.2	Measured	0.176	Measured	2552.3	Measured	Coal	Tangentially-fired	Dry Sorbent Injection	Low NOx Burner Technology w/ Closed-coupled/Separated OFA	Baghouse	Halogenated PAC Sorbent Injection	ARP, CSNOX, CSOSG2E, CSSO2G1, MATS
MI	J H Campbell	1710	1	########	13	1	252	698.1	Measured	0.272	Calculated	268.9	Measured	0.105	Calculated	435.9	Measured	0.17	Measured	2564	Measured	Coal	Tangentially-fired	Dry Sorbent Injection	Low NOx Burner Technology w/ Closed-coupled/Separated OFA	Baghouse	Halogenated PAC Sorbent Injection	ARP, CSNOX, CSOSG2E, CSSO2G1, MATS
MI	J H Campbell	1710	1	########	14	1	252	688.8	Measured	0.269	Calculated	268.4	Measured	0.105	Calculated	437.6	Measured	0.171	Measured	2559.1	Measured	Coal	Tangentially-fired	Dry Sorbent Injection	Low NOx Burner Technology w/ Closed-coupled/Separated OFA	Baghouse	Halogenated PAC Sorbent Injection	ARP, CSNOX, CSOSG2E, CSSO2G1, MATS
MI	J H Campbell	1710	1	########	15	1	252	708.1	Measured	0.275	Calculated	270.4	Measured	0.105	Calculated	435.7	Measured	0.169	Measured	2578.2	Measured	Coal	Tangentially-fired	Dry Sorbent Injection	Low NOx Burner Technology w/ Closed-coupled/Separated OFA	Baghouse	Halogenated PAC Sorbent Injection	ARP, CSNOX, CSOSG2E, CSSO2G1, MATS
MI	J H Campbell	1710	1	########	16	1	252	739.4	Measured	0.289	Calculated	268.6	Measured	0.105	Calculated	437.9	Measured	0.171	Measured	2560.8	Measured	Coal	Tangentially-fired	Dry Sorbent Injection	Low NOx Burner Technology w/ Closed-coupled/Separated OFA	Baghouse	Halogenated PAC Sorbent Injection	ARP, CSNOX, CSOSG2E, CSSO2G1, MATS
MI	J H Campbell	1710	1	########	17	1	252	711.7	Measured	0.279	Calculated	267.5	Measured	0.105	Calculated	425.9	Measured	0.167	Measured	2550.2	Measured	Coal	Tangentially-fired	Dry Sorbent Injection	Low NOx Burner Technology w/ Closed-coupled/Separated OFA	Baghouse	Halogenated PAC Sorbent Injection	ARP, CSNOX, CSOSG2E, CSSO2G1, MATS
MI	J H Campbell	1710	1	########	18	1	251	689	Measured	0.27	Calculated	267.4	Measured	0.105	Calculated	431	Measured	0.169	Measured	2550	Measured	Coal	Tangentially-fired	Dry Sorbent Injection	Low NOx Burner Technology w/ Closed-coupled/Separated OFA	Baghouse	Halogenated PAC Sorbent Injection	ARP, CSNOX, CSOSG2E, CSSO2G1, MATS
MI	J H Campbell	1710	1	########	19	1	251	689.7	Measured	0.268	Calculated	269.5	Measured	0.105	Calculated	426.5	Measured	0.166	Measured	2569.5	Measured	Coal	Tangentially-fired	Dry Sorbent Injection	Low NOx Burner Technology w/ Closed-coupled/Separated OFA	Baghouse	Halogenated PAC Sorbent Injection	ARP, CSNOX, CSOSG2E, CSSO2G1, MATS
MI	J H Campbell	1710	1	########	20	1	251	693	Measured	0.271	Calculated	268.2	Measured	0.105	Calculated	439.9	Measured	0.172	Measured	2557.5	Measured	Coal	Tangentially-fired	Dry Sorbent Injection	Low NOx Burner Technology w/ Closed-coupled/Separated OFA	Baghouse	Halogenated PAC Sorbent Injection	ARP, CSNOX, CSOSG2E, CSSO2G1, MATS
MI	J H Campbell	1710	1	########	21	1	252	690.3	Measured	0.269	Calculated	269.5	Measured	0.105	Calculated	434.2	Measured	0.169	Measured	2569.1	Measured	Coal	Tangentially-fired	Dry Sorbent Injection	Low NOx Burner Technology w/ Closed-coupled/Separated OFA	Baghouse	Halogenated PAC Sorbent Injection	ARP, CSNOX, CSOSG2E, CSSO2G1, MATS
MI	J H Campbell	1710	1	########	22	1	252	647.9	Measured	0.253	Calculated	269	Measured	0.105	Calculated	425.7	Measured	0.166	Measured	2564.6	Measured	Coal	Tangentially-fired	Dry Sorbent Injection	Low NOx Burner Technology w/ Closed-coupled/Separated OFA	Baghouse	Halogenated PAC Sorbent Injection	ARP, CSNOX, CSOSG2E, CSSO2G1, MATS
MI	J H Campbell	1710	1	########	23	1	252	650.2	Measured	0.255	Calculated	267.6	Measured	0.105	Calculated	428.7	Measured	0.168	Measured	2551.8	Measured	Coal	Tangentially-fired	Dry Sorbent Injection	Low NOx Burner Technology w/ Closed-coupled/Separated OFA	Baghouse	Halogenated PAC Sorbent Injection	ARP, CSNOX, CSOSG2E, CSSO2G1, MATS
MI	J H Campbell	1710	1	########	0	1	252	654.9	Measured	0.257	Calculated	267.1	Measured	0.105	Calculated	425.3	Measured	0.167	Measured	2546.8	Measured	Coal	Tangentially-fired	Dry Sorbent Injection	Low NOx Burner Technology w/ Closed-coupled/Separated OFA	Baghouse	Halogenated PAC Sorbent Injection	ARP, CSNOX, CSOSG2E, CSSO2G1, MATS
MI	J H Campbell	1710	1	########	1	1	252	674.2	Measured	0.264	Calculated	267.4	Measured	0.105	Calculated	428.3	Measured	0.168	Measured	2549.6	Measured	Coal	Tangentially-fired	Dry Sorbent Injection	Low NOx Burner Technology w/ Closed-coupled/Separated OFA	Baghouse	Halogenated PAC Sorbent Injection	ARP, CSNOX, CSOSG2E, CSSO2G1, MATS
MI	J H Campbell	1710	1	########	2	1	252	677.1	Measured	0.265	Calculated	267.7	Measured	0.105	Calculated	433.9	Measured	0.17	Measured	2552.6	Measured	Coal	Tangentially-fired	Dry Sorbent Injection	Low NOx Burner Technology w/ Closed-coupled/Separated OFA	Baghouse	Halogenated PAC Sorbent Injection	ARP, CSNOX, CSOSG2E, CSSO2G1, MATS
MI	J H Campbell	1710	1	########	3	1	252	687.2	Measured	0.27	Calculated	267.3	Measured	0.105	Calculated	433.2	Measured	0.17	Measured	2548.3	Measured	Coal	Tangentially-fired	Dry Sorbent Injection	Low NOx Burner Technology w/ Closed-coupled/Separated OFA	Baghouse	Halogenated PAC Sorbent Injection	ARP, CSNOX, CSOSG2E, CSSO2G1, MATS
MI	J H Campbell	1710	1	########	4	1	252	809.8	Measured	0.322	Calculated	264.2	Measured	0.105	Calculated	435.7	Measured	0.173	Measured	2518.7	Measured	Coal	Tangentially-fired	Dry Sorbent Injection	Low NOx Burner Technology w/ Closed-coupled/Separated OFA	Baghouse	Halogenated PAC Sorbent Injection	ARP, CSNOX, CSOSG2E, CSSO2G1, MATS
MI	J H Campbell	1710	1	########	5	1	252	837.3	Measured	0.33	Calculated	265.9	Measured	0.105	Calculated	433.6	Measured	0.171	Measured	2535.5	Measured	Coal	Tangentially-fired	Dry Sorbent Injection	Low NOx Burner Technology w/ Closed-coupled/Separated OFA	Baghouse	Halogenated PAC Sorbent Injection	ARP, CSNOX, CSOSG2E, CSSO2G1, MATS
MI	J H Campbell	1710	1	########	6	1	251	742.7	Measured	0.293	Calculated	265.7	Measured	0.105	Calculated	440.8	Measured	0.174	Measured	2533.2	Measured	Coal	Tangentially-fired	Dry Sorbent Injection	Low NOx Burner Technology w/ Closed-coupled/Separated OFA	Baghouse	Halogenated PAC Sorbent Injection	ARP, CSNOX, CSOSG2E, CSSO2G1, MATS
MI	J H Campbell	1710	1	########	7	1	252	788.3	Measured	0.312	Calculated	265.2	Measured	0.105	Calculated	432.4	Measured	0.171	Measured	2528.9	Measured	Coal	Tangentially-fired	Dry Sorbent Injection	Low NOx Burner Technology w/ Closed-coupled/Separated OFA	Baghouse	Halogenated PAC Sorbent Injection	ARP, CSNOX, CSOSG2E, CSSO2G1, MATS
MI	J H Campbell	1710	1	########	8	1	251	769	Measured	0.307	Calculated	263.1	Measured	0.105	Calculated	444.1	Measured	0.177	Measured	2508.9	Measured	Coal	Tangentially-fired	Dry Sorbent Injection	Low NOx Burner Technology w/ Closed-coupled/Separated OFA	Baghouse	Halogenated PAC Sorbent Injection	ARP, CSNOX, CSOSG2E, CSSO2G1, MATS
MI	J H Campbell	1710	1	########	9	1	252	755.2	Measured	0.299	Calculated	264.7	Measured	0.105	Calculated	436.7	Measured	0.173	Measured	2524.2	Measured	Coal	Tangentially-fired	Dry Sorbent Injection	Low NOx Burner Technology w/ Closed-coupled/Separated OFA	Baghouse	Halogenated PAC Sorbent Injection	ARP, CSNOX, CSOSG2E, CSSO2G1, MATS
MI	J H Campbell	1710	1	########	10	1	252	697.4	Measured	0.275	Calculated	266.1	Measured	0.105	Calculated	411	Measured	0.162	Measured	2537.1	Measured	Coal	Tangentially-fired	Dry Sorbent Injection	Low NOx Burner Technology w/ Closed-coupled/Separated OFA	Baghouse	Halogenated PAC Sorbent Injection	ARP, CSNOX, CSOSG2E, CSSO2G1, MATS
MI	J H Campbell	1710	1	########	11	1	251	677.5	Measured	0.267	Calculated	266.5	Measured	0.105	Calculated	416.8	Measured	0.164	Measured	2541.2	Measured	Coal	Tangentially-fired	Dry Sorbent Injection	Low NOx Burner Technology w/ Closed-coupled/Separated OFA	Baghouse	Halogenated PAC Sorbent Injection	ARP, CSNOX, CSOSG2E, CSSO2G1, MATS
MI	J H Campbell	1710	1	########	12	1	252	627.2	Measured	0.246	Calculated	267.2	Measured	0.105	Calculated	423	Measured	0.166	Measured	2548.1	Measured	Coal	Tangentially-fired	Dry Sorbent Injection	Low NOx Burner Technology w/ Closed-coupled/Separated OFA	Baghouse	Halogenated PAC Sorbent Injection	ARP, CSNOX, CSOSG2E, CSSO2G1, MATS
MI	J H Campbell	1710	1	########	13	1	252	822.5	Measured	0.319	Calculated	270.2	Measured	0.105	Calculated	419.9	Measured	0.163	Measured	2575.9	Measured	Coal	Tangentially-fired	Dry Sorbent Injection	Low NOx Burner Technology w/ Closed-coupled/Separated OFA	Baghouse	Halogenated PAC Sorbent Injection	ARP, CSNOX, CSOSG2E, CSSO2G1, MATS
MI	J H Campbell	1710	1	########	14	1	252	1028.3	Measured	0.401	Calculated	269.2	Measured	0.105	Calculated	441.4	Measured	0.172	Measured	2566.3	Measured	Coal	Tangentially-fired	Dry Sorbent Injection	Low NOx Burner Technology w/ Closed-coupled/Separated OFA	Baghouse	Halogenated PAC Sorbent Injection	ARP, CSNOX, CSOSG2E, CSSO2G1, MATS
MI	J H Campbell	1710	1	########	15	1	252	771.1	Measured	0.298	Calculated	271.1	Measured	0.105	Calculated	431.7	Measured	0.167	Measured	2585.3	Measured	Coal	Tangentially-fired	Dry Sorbent Injection	Low NOx Burner Technology w/ Closed-coupled/Separated OFA	Baghouse	Halogenated PAC Sorbent Injection	ARP, CSNOX, CSOSG2E, CSSO2G1, MATS
MI	J H Campbell	1710	1	########	16	1	252	663.6	Measured	0.259	Calculated	268.3	Measured	0.105	Calculated	419.6	Measured	0.164	Measured	2558.4	Measured	Coal	Tangentially-fired	Dry Sorbent Injection	Low NOx Burner Technology w/ Closed-coupled/Separated OFA	Baghouse	Halogenated PAC Sorbent Injection	ARP, CSNOX, CSOSG2E, CSSO2G1, MATS
MI	J H Campbell	1710	1	########	17	1	251	663.2	Measured	0.258	Calculated	269.2	Measured	0.105	Calculated	413.3	Measured	0.161	Measured	2567.1	Measured	Coal	Tangentially-fired	Dry Sorbent Injection	Low NOx Burner Technology w/ Closed-coupled/Separated OFA	Baghouse	Halogenated PAC Sorbent Injection	ARP, CSNOX, CSOSG2E, CSSO2G1, MATS
MI	J H Campbell	1710	1	########	18	1	252	663.3	Measured	0.257	Calculated	270.5	Measured	0.105	Calculated	412.7	Measured	0.16	Measured	2579.2	Measured	Coal	Tangentially-fired	Dry Sorbent Injection	Low NOx Burner Technology w/ Closed-coupled/Separated OFA	Baghouse	Halogenated PAC Sorbent Injection	ARP, CSNOX, CSOSG2E, CSSO2G1, MATS
MI	J H Campbell	1710	1	########	19	1	252	648.7	Measured	0.253	Calculated	269.4	Measured	0.105	Calculated	413.5	Measured	0.161	Measured	2568.5	Measured	Coal	Tangentially-fired	Dry Sorbent Injection	Low NOx Burner Technology w/ Closed-coupled/Separated OFA	Baghouse	Halogenated PAC Sorbent Injection	ARP, CSNOX, CSOSG2E, CSSO2G1, MATS
MI	J H Campbell	1710	1	########	20	1	251	663.7	Measured	0.257	Calculated	270.4	Measured	0.105	Calculated	415.1	Measured	0.161	Measured	2578.2	Measured	Coal	Tangentially-fired	Dry Sorbent Injection	Low NOx Burner Technology w/ Closed-coupled/Separated OFA	Baghouse	Halogenated PAC Sorbent Injection	ARP, CSNOX, CSOSG2E, CSSO2G1, MATS
MI	J H Campbell	1710	1	########	21	1	251	664	Measured	0.258	Calculated	270.2	Measured	0.105	Calculated	417.4	Measured	0.162	Measured	2576.7	Measured	Coal	Tangentially-fired	Dry Sorbent Injection	Low NOx Burner Technology w/ Closed-coupled/Separated OFA	Baghouse	Halogenated PAC Sorbent Injection	ARP, CSNOX, CSOSG2E, CSSO2G1, MATS
MI	J H Campbell	1710	1	########	22	1	252	660	Measured	0.258	Calculated	268.1	Measured	0.105	Calculated	411.5	Measured	0.161	Measured	2555.8	Measured	Coal	Tangentially-fired	Dry Sorbent Injection	Low NOx Burner Technology w/ Closed-coupled/Separated OFA	Baghouse	Halogenated PAC Sorbent Injection	ARP, CSNOX, CSOSG2E, CSSO2G1, MATS
MI	J H Campbell	1710	1	########	23	1	252	652	Measured	0.254	Calculated	268.8	Measured	0.105	Calculated	412.7	Measured	0.161	Measured	2563.2	Measured	Coal	Tangentially-fired	Dry Sorbent Injection	Low NOx Burner Technology w/ Closed-coupled/Separated OFA	Baghouse	Halogenated PAC Sorbent Injection	ARP, CSNOX, CSOSG2E, CSSO2G1, MATS
MI	J H Campbell	1710	1	########	0	1	252	672.2	Measured	0.264	Calculated	267.5	Measured	0.105	Calculated	408	Measured	0.16	Measured	2550.1	Measured	Coal	Tangentially-fired	Dry Sorbent Injection	Low NOx Burner Technology w/ Closed-coupled/Separated OFA	Baghouse	Halogenated PAC Sorbent Injection	ARP, CSNOX, CSOSG2E, CSSO2G1, MATS
MI	J H Campbell	1710	1	########	1	1	252	681.8	Measured	0.267	Calculated	267.9	Measured	0.105	Calculated	408.6	Measured	0.16	Measured	2554	Measured	Coal	Tangentially-fired	Dry Sorbent Injection	Low NOx Burner Technology w/ Closed-coupled/Separated OFA	Baghouse	Halogenated PAC Sorbent Injection	ARP, CSNOX, CSOSG2E, CSSO2G1, MATS
MI	J H Campbell	1710	1	########	2	1	252	693.2	Measured	0.271	Calculated	268.4	Measured	0.105	Calculated	409.5	Measured	0.16	Measured	2559.6	Measured	Coal	Tangentially-fired	Dry Sorbent Injection	Low NOx Burner Technology w/ Closed-coupled/Separated OFA	Baghouse	Halogenated PAC Sorbent Injection	ARP, CSNOX, CSOSG2E, CSSO2G1, MATS
MI	J H Campbell	1710	1	########	3	1	252	688.6	Measured	0.269	Calculated	268.2	Measured	0.105	Calculated	411.7	Measured	0.161	Measured	2557	Measured	Coal	Tangentially-fired	Dry Sorbent Injection	Low NOx Burner Technology w/ Closed-coupled/Separated OFA	Baghouse	Halogenated PAC Sorbent Injection	ARP, CSNOX, CSOSG2E, CSSO2G1, MATS
MI	J H Campbell	1710	1	########	4	1	252	693.5	Measured	0.273	Calculated	266.1	Measured	0.105	Calculated	405.9	Measured	0.16	Measured	2536.8	Measured	Coal	Tangentially-fired	Dry Sorbent Injection	Low NOx Burner Technology w/ Closed-coupled/Separated OFA	Baghouse	Halogenated PAC Sorbent Injection	ARP, CSNOX, CSOSG2E, CSSO2G1, MATS
MI	J H Campbell	1710	1	########	5	1	252	695.5	Measured	0.272	Calculated	268.1	Measured	0.105	Calculated	414.1	Measured	0.162	Measured	2556.1	Measured	Coal	Tangentially-fired	Dry Sorbent Injection	Low NOx Burner Technology w/ Closed-coupled/Separated OFA	Baghouse	Halogenated PAC Sorbent Injection	ARP, CSNOX, CSOSG2E, CSSO2G1, MATS
MI	J H Campbell	1710	1	########	6	1	252	678.2	Measured	0.265	Calculated	268.2	Measured	0.105	Calculated	416.8	Measured	0.163	Measured	2557.2	Measured	Coal	Tangentially-fired	Dry Sorbent Injection	Low NOx Burner Technology w/ Closed-coupled/Separated OFA	Baghouse	Halogenated PAC Sorbent Injection	ARP, CSNOX, CSOSG2E, CSSO2G1, MATS
MI	J H Campbell	1710	1	########	7	1	252	708.7	Measured	0.279	Calculated	266.2	Measured	0.105	Calculated	398.4	Measured	0.157	Measured	2537.8	Measured	Coal	Tangentially-fired	Dry Sorbent Injection	Low NOx Burner Technology w/ Closed-coupled/Separated OFA	Baghouse	Halogenated PAC Sorbent Injection	ARP, CSNOX, CSOSG2E, CSSO2G1, MATS
MI	J H Campbell	1710	1	########	8	1	251	756.5	Measured	0.296	Calculated	267.8	Measured	0.105	Calculated	400.9	Measured	0.157	Measured	2553.4	Measured	Coal	Tangentially-fired	Dry Sorbent Injection	Low NOx Burner Technology w/ Closed-coupled/Separated OFA	Baghouse	Halogenated PAC Sorbent Injection	ARP, CSNOX, CSOSG2E, CSSO2G1, MATS
MI	J H Campbell	1710	1	########	9	1	251	687.5	Measured	0.271	Calculated	266.3	Measured	0.105	Calculated	403.7	Measured	0.159	Measured	2539	Measured	Coal	Tangentially-fired	Dry Sorbent Injection	Low NOx Burner Technology w/ Closed-coupled/Separated OFA	Baghouse	Halogenated PAC Sorbent Injection	ARP, CSNOX, CSOSG2E, CSSO2G1, MATS
MI	J H Campbell	1710	1	########	10	1	252	635	Measured	0.248	Calculated	268.9	Measured	0.105	Calculated	412.8	Measured	0.161	Measured	2563.9	Measured	Coal	Tangentially-fired	Dry Sorbent Injection	Low NOx Burner Technology w/ Closed-coupled/Separated OFA	Baghouse	Halogenated PAC Sorbent Injection	ARP, CSNOX, CSOSG2E, CSSO2G1, MATS
MI	J H Campbell	1710	1	########	11	1	252	565.4	Measured	0.222	Calculated	267.7	Measured	0.105	Calculated	410.9	Measured	0.161	Measured	2552.3	Measured	Coal	Tangentially-fired	Dry Sorbent Injection	Low NOx Burner Technology w/ Closed-coupled/Separated OFA	Baghouse	Halogenated PAC Sorbent Injection	ARP, CSNOX, CSOSG2E, CSSO2G1, MATS
MI	J H Campbell	1710	1	########	12	1	252	507.1	Measured	0.198	Calculated	268.4	Measured	0.105	Calculated	414.6	Measured	0.162	Measured	2559.4	Measured	Coal	Tangentially-fired	Dry Sorbent Injection	Low NOx Burner Technology w/ Closed-coupled/Separated OFA	Baghouse	Halogenated PAC Sorbent Injection	ARP, CSNOX, CSOSG2E, CSSO2G1, MATS
MI	J H Campbell	1710	1	########	13	1	252	455.2	Measured	0.177	Calculated	269.9	Measured	0.105	Calculated	414.4	Measured	0.161	Measured	2573.7	Measured	Coal	Tangentially-fired	Dry Sorbent Injection	Low NOx Burner Technology w/ Closed-coupled/Separated OFA	Baghouse	Halogenated PAC Sorbent Injection	ARP, CSNOX, CSOSG2E, CSSO2G1, MATS
MI	J H Campbell	1710	1	########	14	1	252	602	Measured	0.234	Calculated	270	Measured	0.105	Calculated	419.7	Measured	0.163	Measured	2574.7	Measured	Coal	Tangentially-fired	Dry Sorbent Injection	Low NOx Burner Technology w/ Closed-coupled/Separated OFA	Baghouse	Halogenated PAC Sorbent Injection	ARP, CSNOX, CSOSG2E, CSSO2G1, MATS
MI	J H Campbell	1710	1	########	15	1	253	568.5	Measured	0.219	Calculated	271.8	Measured	0.105	Calculated	414.6	Measured	0.16	Measured	2591.3	Measured	Coal	Tangentially-fired	Dry Sorbent Injection	Low NOx Burner Technology w/ Closed-coupled/Separated OFA	Baghouse	Halogenated PAC Sorbent Injection	ARP, CSNOX, CSOSG2E, CSSO2G1, MATS
MI	J H Campbell	1710	1	########	16	1	253	650.5	Measured	0.253	Calculated	269.8	Measured	0.105	Calculated	414.2	Measured	0.161	Measured	2572.8	Measured	Coal	Tangentially-fired	Dry Sorbent Injection	Low NOx Burner Technology w/ Closed-coupled/Separated OFA	Baghouse	Halogenated PAC Sorbent Injection	ARP, CSNOX, CSOSG2E, CSSO2G1, MATS
MI	J H Campbell	1710	1	########	17	1	253	676.9	Measured	0.264	Calculated	269.3	Measured	0.105	Calculated	410.9	Measured	0.16	Measured	2568.1	Measured	Coal	Tangentially-fired	Dry Sorbent Injection	Low NOx Burner Technology w/ Closed-coupled/Separated OFA	Baghouse	Halogenated PAC Sorbent Injection	ARP, CSNOX, CSOSG2E, CSSO2G1, MATS
MI	J H Campbell	1710	1	########	18	1	253	677.9	Measured	0.262	Calculated	271.2	Measured	0.105	Calculated	413.7	Measured	0.16	Measured	2585.6	Measured	Coal	Tangentially-fired	Dry Sorbent Injection	Low NOx Burner Technology w/ Closed-coupled/Separated OFA	Baghouse	Halogenated PAC Sorbent Injection	ARP, CSNOX, CSOSG2E, CSSO2G1, MATS
MI	J H Campbell	1710	1	########	19	1	253	690.7	Measured	0.268	Calculated	270.3	Measured	0.105	Calculated	414.9	Measured	0.161	Measured	2576.9	Measured	Coal	Tangentially-fired	Dry Sorbent Injection	Low NOx Burner Technology w/ Closed-coupled/Separated OFA	Baghouse	Halogenated PAC Sorbent Injection	ARP, CSNOX, CSOSG2E, CSSO2G1, MATS
MI	J H Campbell	1710	1	########	20	1	252	714.6	Measured	0.277	Calculated	270.1	Measured	0.105	Calculated	424.9	Measured	0.165	Measured	2575.4	Measured	Coal	Tangentially-fired	Dry Sorbent Injection	Low NOx Burner Technology w/ Closed-coupled/Separated OFA	Baghouse	Halogenated PAC Sorbent Injection	ARP, CSNOX, CSOSG2E, CSSO2G1, MATS
MI	J H Campbell	1710	1	########	21	1	253	705.6	Measured	0.274	Calculated	269.7	Measured	0.105	Calculated	429.5	Measured	0.167	Measured	2571.6	Measured	Coal	Tangentially-fired	Dry Sorbent Injection	Low NOx Burner Technology w/ Closed-coupled/Separated OFA	Baghouse	Halogenated PAC Sorbent Injection	ARP, CSNOX, CSOSG2E, CSSO2G1, MATS
MI	J H Campbell	1710	1	########	22	1	253	685.5	Measured	0.266	Calculated	270.6	Measured	0.105	Calculated	423.1	Measured	0.164	Measured	2579.7	Measured	Coal	Tangentially-fired	Dry Sorbent Injection	Low NOx Burner Technology w/ Closed-coupled/Separated OFA	Baghouse	Halogenated PAC Sorbent Injection	ARP, CSNOX, CSOSG2E, CSSO2G1, MATS
MI	J H Campbell	1710	1	########	23	1	253	665.5	Measured	0.261	Calculated	267.9	Measured	0.105	Calculated	418.9	Measured	0.164	Measured	2554.4	Measured	Coal	Tangentially-fired	Dry Sorbent Injection	Low NOx Burner Technology w/ Closed-coupled/Separated OFA	Baghouse	Halogenated PAC Sorbent Injection	ARP, CSNOX, CSOSG2E, CSSO2G1, MATS
MI	J H Campbell	1710	1	########	0	1	252	686.8	Measured	0.268	Calculated	268.8	Measured	0.105	Calculated	420.3	Measured	0.164	Measured	2563.1	Measured	Coal	Tangentially-fired	Dry Sorbent Injection	Low NOx Burner Technology w/ Closed-coupled/Separated OFA	Baghouse	Halogenated PAC Sorbent Injection	ARP, CSNOX, CSOSG2E, CSSO2G1, MATS
MI	J H Campbell	1710	1	########	1	1	253	706.2	Measured	0.276	Calculated	268.7	Measured	0.105	Calculated	422.7	Measured	0.165	Measured	2561.9	Measured	Coal	Tangentially-fired	Dry Sorbent Injection	Low NOx Burner Technology w/ Closed-coupled/Separated OFA	Baghouse	Halogenated PAC Sorbent Injection	ARP, CSNOX, CSOSG2E, CSSO2G1, MATS
MI	J H Campbell	1710	1	########	2	1	253	694.7	Measured	0.272	Calculated	268.3	Measured	0.105	Calculated	417	Measured	0.163	Measured	2558.4	Measured	Coal	Tangentially-fired	Dry Sorbent Injection	Low NOx Burner Technology w/ Closed-coupled/Separated OFA	Baghouse	Halogenated PAC Sorbent Injection	ARP, CSNOX, CSOSG2E, CSSO2G1, MATS
MI	J H Campbell	1710	1	########	3	1	253	682.7	Measured	0.267	Calculated	268.4	Measured	0.105	Calculated	412	Measured	0.161	Measured	2559.1	Measured	Coal	Tangentially-fired	Dry Sorbent Injection	Low NOx Burner Technology w/ Closed-coupled/Separated OFA	Baghouse	Halogenated PAC Sorbent Injection	ARP, CSNOX, CSOSG2E, CSSO2G1, MATS
MI	J H Campbell	1710	1	########	4	1	253	672.4	Measured	0.267	Calculated	264.3	Measured	0.105	Calculated	413.2	Measured	0.164	Measured	2519.7	Measured	Coal	Tangentially-fired	Dry Sorbent Injection	Low NOx Burner Technology w/ Closed-coupled/Separated OFA	Baghouse	Halogenated PAC Sorbent Injection	ARP, CSNOX, CSOSG2E, CSSO2G1, MATS
MI	J H Campbell	1710	1	########	5	1	253	672	Measured	0.265	Calculated	266.3	Measured	0.105	Calculated	411.4	Measured	0.162	Measured	2539.5	Measured	Coal	Tangentially-fired	Dry Sorb

MI	J H Campbell	1710	1	########	3	1	253	672.7	Measured	0.263	Calculated	268.6	Measured	0.105	Calculated	417.4	Measured	0.163	Measured	2561	Measured	Coal	Tangentially-fired	Dry Sorbent Injection	Low NOx Burner Technology w/ Closed-coupled/Separated OFA	Baghouse	Halogenated PAC Sorbent Injection	ARP, CSNOX, CSOSG2E, CSSO2G1, MATS
MI	J H Campbell	1710	1	########	4	1	253	667.5	Measured	0.264	Calculated	264.9	Measured	0.105	Calculated	409.1	Measured	0.162	Measured	2525.6	Measured	Coal	Tangentially-fired	Dry Sorbent Injection	Low NOx Burner Technology w/ Closed-coupled/Separated OFA	Baghouse	Halogenated PAC Sorbent Injection	ARP, CSNOX, CSOSG2E, CSSO2G1, MATS
MI	J H Campbell	1710	1	########	5	1	253	682.8	Measured	0.268	Calculated	267.2	Measured	0.105	Calculated	415.3	Measured	0.163	Measured	2548	Measured	Coal	Tangentially-fired	Dry Sorbent Injection	Low NOx Burner Technology w/ Closed-coupled/Separated OFA	Baghouse	Halogenated PAC Sorbent Injection	ARP, CSNOX, CSOSG2E, CSSO2G1, MATS
MI	J H Campbell	1710	1	########	6	1	253	701.4	Measured	0.274	Calculated	268.4	Measured	0.105	Calculated	417.1	Measured	0.163	Measured	2558.7	Measured	Coal	Tangentially-fired	Dry Sorbent Injection	Low NOx Burner Technology w/ Closed-coupled/Separated OFA	Baghouse	Halogenated PAC Sorbent Injection	ARP, CSNOX, CSOSG2E, CSSO2G1, MATS
MI	J H Campbell	1710	1	########	7	1	252	677.2	Measured	0.265	Calculated	267.9	Measured	0.105	Calculated	418.9	Measured	0.164	Measured	2554.2	Measured	Coal	Tangentially-fired	Dry Sorbent Injection	Low NOx Burner Technology w/ Closed-coupled/Separated OFA	Baghouse	Halogenated PAC Sorbent Injection	ARP, CSNOX, CSOSG2E, CSSO2G1, MATS
MI	J H Campbell	1710	1	########	8	1	253	702.6	Measured	0.274	Calculated	269.3	Measured	0.105	Calculated	421.1	Measured	0.164	Measured	2567.7	Measured	Coal	Tangentially-fired	Dry Sorbent Injection	Low NOx Burner Technology w/ Closed-coupled/Separated OFA	Baghouse	Halogenated PAC Sorbent Injection	ARP, CSNOX, CSOSG2E, CSSO2G1, MATS
MI	J H Campbell	1710	1	########	9	1	253	711.3	Measured	0.277	Calculated	269.1	Measured	0.105	Calculated	415.7	Measured	0.162	Measured	2565.9	Measured	Coal	Tangentially-fired	Dry Sorbent Injection	Low NOx Burner Technology w/ Closed-coupled/Separated OFA	Baghouse	Halogenated PAC Sorbent Injection	ARP, CSNOX, CSOSG2E, CSSO2G1, MATS
MI	J H Campbell	1710	1	########	10	1	252	682	Measured	0.266	Calculated	269.2	Measured	0.105	Calculated	408	Measured	0.159	Measured	2566.3	Measured	Coal	Tangentially-fired	Dry Sorbent Injection	Low NOx Burner Technology w/ Closed-coupled/Separated OFA	Baghouse	Halogenated PAC Sorbent Injection	ARP, CSNOX, CSOSG2E, CSSO2G1, MATS
MI	J H Campbell	1710	1	########	11	1	252	687.9	Measured	0.27	Calculated	267.7	Measured	0.105	Calculated	413.5	Measured	0.162	Measured	2552.4	Measured	Coal	Tangentially-fired	Dry Sorbent Injection	Low NOx Burner Technology w/ Closed-coupled/Separated OFA	Baghouse	Halogenated PAC Sorbent Injection	ARP, CSNOX, CSOSG2E, CSSO2G1, MATS
MI	J H Campbell	1710	1	########	12	1	253	686.4	Measured	0.268	Calculated	269.1	Measured	0.105	Calculated	415.6	Measured	0.162	Measured	2565.7	Measured	Coal	Tangentially-fired	Dry Sorbent Injection	Low NOx Burner Technology w/ Closed-coupled/Separated OFA	Baghouse	Halogenated PAC Sorbent Injection	ARP, CSNOX, CSOSG2E, CSSO2G1, MATS
MI	J H Campbell	1710	1	########	13	1	252	676.3	Measured	0.266	Calculated	266.2	Measured	0.105	Calculated	418.9	Measured	0.165	Measured	2538.5	Measured	Coal	Tangentially-fired	Dry Sorbent Injection	Low NOx Burner Technology w/ Closed-coupled/Separated OFA	Baghouse	Halogenated PAC Sorbent Injection	ARP, CSNOX, CSOSG2E, CSSO2G1, MATS
MI	J H Campbell	1710	1	########	14	1	253	675.1	Measured	0.264	Calculated	267.8	Measured	0.105	Calculated	418.8	Measured	0.164	Measured	2553.7	Measured	Coal	Tangentially-fired	Dry Sorbent Injection	Low NOx Burner Technology w/ Closed-coupled/Separated OFA	Baghouse	Halogenated PAC Sorbent Injection	ARP, CSNOX, CSOSG2E, CSSO2G1, MATS
MI	J H Campbell	1710	1	########	15	1	253	701.4	Measured	0.274	Calculated	268.6	Measured	0.105	Calculated	412.3	Measured	0.161	Measured	2561	Measured	Coal	Tangentially-fired	Dry Sorbent Injection	Low NOx Burner Technology w/ Closed-coupled/Separated OFA	Baghouse	Halogenated PAC Sorbent Injection	ARP, CSNOX, CSOSG2E, CSSO2G1, MATS
MI	J H Campbell	1710	1	########	16	1	253	705.9	Measured	0.276	Calculated	268.3	Measured	0.105	Calculated	417	Measured	0.163	Measured	2558.4	Measured	Coal	Tangentially-fired	Dry Sorbent Injection	Low NOx Burner Technology w/ Closed-coupled/Separated OFA	Baghouse	Halogenated PAC Sorbent Injection	ARP, CSNOX, CSOSG2E, CSSO2G1, MATS
MI	J H Campbell	1710	1	########	17	1	252	693.4	Measured	0.272	Calculated	267.8	Measured	0.105	Calculated	411.1	Measured	0.161	Measured	2553.3	Measured	Coal	Tangentially-fired	Dry Sorbent Injection	Low NOx Burner Technology w/ Closed-coupled/Separated OFA	Baghouse	Halogenated PAC Sorbent Injection	ARP, CSNOX, CSOSG2E, CSSO2G1, MATS
MI	J H Campbell	1710	1	########	18	1	253	684.3	Measured	0.269	Calculated	266.8	Measured	0.105	Calculated	412.1	Measured	0.162	Measured	2543.9	Measured	Coal	Tangentially-fired	Dry Sorbent Injection	Low NOx Burner Technology w/ Closed-coupled/Separated OFA	Baghouse	Halogenated PAC Sorbent Injection	ARP, CSNOX, CSOSG2E, CSSO2G1, MATS
MI	J H Campbell	1710	1	########	19	1	253	744.6	Measured	0.293	Calculated	266.1	Measured	0.105	Calculated	405.9	Measured	0.16	Measured	2537	Measured	Coal	Tangentially-fired	Dry Sorbent Injection	Low NOx Burner Technology w/ Closed-coupled/Separated OFA	Baghouse	Halogenated PAC Sorbent Injection	ARP, CSNOX, CSOSG2E, CSSO2G1, MATS
MI	J H Campbell	1710	1	########	20	1	253	717.8	Measured	0.281	Calculated	267.9	Measured	0.105	Calculated	413.8	Measured	0.162	Measured	2554.4	Measured	Coal	Tangentially-fired	Dry Sorbent Injection	Low NOx Burner Technology w/ Closed-coupled/Separated OFA	Baghouse	Halogenated PAC Sorbent Injection	ARP, CSNOX, CSOSG2E, CSSO2G1, MATS
MI	J H Campbell	1710	1	########	21	1	253	690.2	Measured	0.271	Calculated	266.8	Measured	0.105	Calculated	404.5	Measured	0.159	Measured	2543.8	Measured	Coal	Tangentially-fired	Dry Sorbent Injection	Low NOx Burner Technology w/ Closed-coupled/Separated OFA	Baghouse	Halogenated PAC Sorbent Injection	ARP, CSNOX, CSOSG2E, CSSO2G1, MATS
MI	J H Campbell	1710	1	########	22	1	253	770.1	Measured	0.302	Calculated	267.3	Measured	0.105	Calculated	407.8	Measured	0.16	Measured	2549	Measured	Coal	Tangentially-fired	Dry Sorbent Injection	Low NOx Burner Technology w/ Closed-coupled/Separated OFA	Baghouse	Halogenated PAC Sorbent Injection	ARP, CSNOX, CSOSG2E, CSSO2G1, MATS
MI	J H Campbell	1710	1	########	23	1	252	788.7	Measured	0.312	Calculated	265.5	Measured	0.105	Calculated	410	Measured	0.162	Measured	2531.1	Measured	Coal	Tangentially-fired	Dry Sorbent Injection	Low NOx Burner Technology w/ Closed-coupled/Separated OFA	Baghouse	Halogenated PAC Sorbent Injection	ARP, CSNOX, CSOSG2E, CSSO2G1, MATS
MI	J H Campbell	1710	1	########	0	1	253	738.6	Measured	0.293	Calculated	264.5	Measured	0.105	Calculated	403.5	Measured	0.16	Measured	2521.8	Measured	Coal	Tangentially-fired	Dry Sorbent Injection	Low NOx Burner Technology w/ Closed-coupled/Separated OFA	Baghouse	Halogenated PAC Sorbent Injection	ARP, CSNOX, CSOSG2E, CSSO2G1, MATS
MI	J H Campbell	1710	1	########	1	1	253	733.3	Measured	0.292	Calculated	263.8	Measured	0.105	Calculated	397.4	Measured	0.158	Measured	2515	Measured	Coal	Tangentially-fired	Dry Sorbent Injection	Low NOx Burner Technology w/ Closed-coupled/Separated OFA	Baghouse	Halogenated PAC Sorbent Injection	ARP, CSNOX, CSOSG2E, CSSO2G1, MATS
MI	J H Campbell	1710	1	########	2	1	252	745.1	Measured	0.297	Calculated	263.4	Measured	0.105	Calculated	394.3	Measured	0.157	Measured	2511.3	Measured	Coal	Tangentially-fired	Dry Sorbent Injection	Low NOx Burner Technology w/ Closed-coupled/Separated OFA	Baghouse	Halogenated PAC Sorbent Injection	ARP, CSNOX, CSOSG2E, CSSO2G1, MATS
MI	J H Campbell	1710	1	########	3	1	253	695.2	Measured	0.277	Calculated	263.5	Measured	0.105	Calculated	394.5	Measured	0.157	Measured	2512.7	Measured	Coal	Tangentially-fired	Dry Sorbent Injection	Low NOx Burner Technology w/ Closed-coupled/Separated OFA	Baghouse	Halogenated PAC Sorbent Injection	ARP, CSNOX, CSOSG2E, CSSO2G1, MATS
MI	J H Campbell	1710	1	########	4	1	252	706	Measured	0.283	Calculated	261.2	Measured	0.105	Calculated	398.5	Measured	0.16	Measured	2490.8	Measured	Coal	Tangentially-fired	Dry Sorbent Injection	Low NOx Burner Technology w/ Closed-coupled/Separated OFA	Baghouse	Halogenated PAC Sorbent Injection	ARP, CSNOX, CSOSG2E, CSSO2G1, MATS
MI	J H Campbell	1710	1	########	5	1	253	678.1	Measured	0.269	Calculated	264.4	Measured	0.105	Calculated	403.4	Measured	0.16	Measured	2521	Measured	Coal	Tangentially-fired	Dry Sorbent Injection	Low NOx Burner Technology w/ Closed-coupled/Separated OFA	Baghouse	Halogenated PAC Sorbent Injection	ARP, CSNOX, CSOSG2E, CSSO2G1, MATS
MI	J H Campbell	1710	1	########	6	1	253	673.1	Measured	0.265	Calculated	265.9	Measured	0.105	Calculated	398.1	Measured	0.157	Measured	2535.5	Measured	Coal	Tangentially-fired	Dry Sorbent Injection	Low NOx Burner Technology w/ Closed-coupled/Separated OFA	Baghouse	Halogenated PAC Sorbent Injection	ARP, CSNOX, CSOSG2E, CSSO2G1, MATS
MI	J H Campbell	1710	1	########	7	1	252	679.9	Measured	0.271	Calculated	263.3	Measured	0.105	Calculated	399.2	Measured	0.159	Measured	2510.8	Measured	Coal	Tangentially-fired	Dry Sorbent Injection	Low NOx Burner Technology w/ Closed-coupled/Separated OFA	Baghouse	Halogenated PAC Sorbent Injection	ARP, CSNOX, CSOSG2E, CSSO2G1, MATS
MI	J H Campbell	1710	1	########	8	1	252	706.3	Measured	0.28	Calculated	265	Measured	0.105	Calculated	401.8	Measured	0.159	Measured	2527	Measured	Coal	Tangentially-fired	Dry Sorbent Injection	Low NOx Burner Technology w/ Closed-coupled/Separated OFA	Baghouse	Halogenated PAC Sorbent Injection	ARP, CSNOX, CSOSG2E, CSSO2G1, MATS
MI	J H Campbell	1710	1	########	9	1	253	710.5	Measured	0.282	Calculated	264.7	Measured	0.105	Calculated	396.2	Measured	0.157	Measured	2523.5	Measured	Coal	Tangentially-fired	Dry Sorbent Injection	Low NOx Burner Technology w/ Closed-coupled/Separated OFA	Baghouse	Halogenated PAC Sorbent Injection	ARP, CSNOX, CSOSG2E, CSSO2G1, MATS
MI	J H Campbell	1710	1	########	10	1	253	696.8	Measured	0.275	Calculated	265.9	Measured	0.105	Calculated	395.4	Measured	0.156	Measured	2534.9	Measured	Coal	Tangentially-fired	Dry Sorbent Injection	Low NOx Burner Technology w/ Closed-coupled/Separated OFA	Baghouse	Halogenated PAC Sorbent Injection	ARP, CSNOX, CSOSG2E, CSSO2G1, MATS
MI	J H Campbell	1710	1	########	11	1	252	714.7	Measured	0.284	Calculated	263.6	Measured	0.105	Calculated	402.1	Measured	0.16	Measured	2513	Measured	Coal	Tangentially-fired	Dry Sorbent Injection	Low NOx Burner Technology w/ Closed-coupled/Separated OFA	Baghouse	Halogenated PAC Sorbent Injection	ARP, CSNOX, CSOSG2E, CSSO2G1, MATS
MI	J H Campbell	1710	1	########	12	1	253	731.9	Measured	0.291	Calculated	263.5	Measured	0.105	Calculated	399.4	Measured	0.159	Measured	2512.2	Measured	Coal	Tangentially-fired	Dry Sorbent Injection	Low NOx Burner Technology w/ Closed-coupled/Separated OFA	Baghouse	Halogenated PAC Sorbent Injection	ARP, CSNOX, CSOSG2E, CSSO2G1, MATS
MI	J H Campbell	1710	1	########	13	1	253	685.5	Measured	0.271	Calculated	265.2	Measured	0.105	Calculated	394.5	Measured	0.156	Measured	2528.7	Measured	Coal	Tangentially-fired	Dry Sorbent Injection	Low NOx Burner Technology w/ Closed-coupled/Separated OFA	Baghouse	Halogenated PAC Sorbent Injection	ARP, CSNOX, CSOSG2E, CSSO2G1, MATS
MI	J H Campbell	1710	1	########	14	1	252	700.6	Measured	0.279	Calculated	263.3	Measured	0.105	Calculated	394.2	Measured	0.157	Measured	2511	Measured	Coal	Tangentially-fired	Dry Sorbent Injection	Low NOx Burner Technology w/ Closed-coupled/Separated OFA	Baghouse	Halogenated PAC Sorbent Injection	ARP, CSNOX, CSOSG2E, CSSO2G1, MATS
MI	J H Campbell	1710	1	########	15	1	253	749.8	Measured	0.298	Calculated	263.8	Measured	0.105	Calculated	387.4	Measured	0.154	Measured	2515.6	Measured	Coal	Tangentially-fired	Dry Sorbent Injection	Low NOx Burner Technology w/ Closed-coupled/Separated OFA	Baghouse	Halogenated PAC Sorbent Injection	ARP, CSNOX, CSOSG2E, CSSO2G1, MATS
MI	J H Campbell	1710	1	########	16	1	252	764	Measured	0.304	Calculated	263.7	Measured	0.105	Calculated	389.7	Measured	0.155	Measured	2514	Measured	Coal	Tangentially-fired	Dry Sorbent Injection	Low NOx Burner Technology w/ Closed-coupled/Separated OFA	Baghouse	Halogenated PAC Sorbent Injection	ARP, CSNOX, CSOSG2E, CSSO2G1, MATS
MI	J H Campbell	1710	1	########	17	1	253	749.8	Measured	0.298	Calculated	264.3	Measured	0.105	Calculated	385.5	Measured	0.153	Measured	2519.9	Measured	Coal	Tangentially-fired	Dry Sorbent Injection	Low NOx Burner Technology w/ Closed-coupled/Separated OFA	Baghouse	Halogenated PAC Sorbent Injection	ARP, CSNOX, CSOSG2E, CSSO2G1, MATS
MI	J H Campbell	1710	1	########	18	1	253	698.5	Measured	0.278	Calculated	263.3	Measured	0.105	Calculated	381.7	Measured	0.152	Measured	2510.9	Measured	Coal	Tangentially-fired	Dry Sorbent Injection	Low NOx Burner Technology w/ Closed-coupled/Separated OFA	Baghouse	Halogenated PAC Sorbent Injection	ARP, CSNOX, CSOSG2E, CSSO2G1, MATS
MI	J H Campbell	1710	1	########	19	1	253	727.3	Measured	0.29	Calculated	263.3	Measured	0.105	Calculated	384.2	Measured	0.153	Measured	2510.9	Measured	Coal	Tangentially-fired	Dry Sorbent Injection	Low NOx Burner Technology w/ Closed-coupled/Separated OFA	Baghouse	Halogenated PAC Sorbent Injection	ARP, CSNOX, CSOSG2E, CSSO2G1, MATS
MI	J H Campbell	1710	1	########	20	1	252	736.8	Measured	0.293	Calculated	263.6	Measured	0.105	Calculated	394.7	Measured	0.157	Measured	2513.7	Measured	Coal	Tangentially-fired	Dry Sorbent Injection	Low NOx Burner Technology w/ Closed-coupled/Separated OFA	Baghouse	Halogenated PAC Sorbent Injection	ARP, CSNOX, CSOSG2E, CSSO2G1, MATS
MI	J H Campbell	1710	1	########	21	1	253	741	Measured	0.294	Calculated	264.6	Measured	0.105	Calculated	391	Measured	0.155	Measured	2522.8	Measured	Coal	Tangentially-fired	Dry Sorbent Injection	Low NOx Burner Technology w/ Closed-coupled/Separated OFA	Baghouse	Halogenated PAC Sorbent Injection	ARP, CSNOX, CSOSG2E, CSSO2G1, MATS
MI	J H Campbell	1710	1	########	22	1	253	724.8	Measured	0.288	Calculated	263.6	Measured	0.105	Calculated	387	Measured	0.154	Measured	2513.2	Measured	Coal	Tangentially-fired	Dry Sorbent Injection	Low NOx Burner Technology w/ Closed-coupled/Separated OFA	Baghouse	Halogenated PAC Sorbent Injection	ARP, CSNOX, CSOSG2E, CSSO2G1, MATS
MI	J H Campbell	1710	1	########	23	1	244	655	Measured	0.27	Calculated	254.7	Measured	0.105	Calculated	381.3	Measured	0.157	Measured	2428.5	Measured	Coal	Tangentially-fired	Dry Sorbent Injection	Low NOx Burner Technology w/ Closed-coupled/Separated OFA	Baghouse	Halogenated PAC Sorbent Injection	ARP, CSNOX, CSOSG2E, CSSO2G1, MATS
MI	J H Campbell	1710	1	########	0	1	189	523.3	Measured	0.273	Calculated	200.8	Measured	0.105	Calculated	279.5	Measured	0.146	Measured	1914.7	Measured	Coal	Tangentially-fired	Dry Sorbent Injection	Low NOx Burner Technology w/ Closed-coupled/Separated OFA	Baghouse	Halogenated PAC Sorbent Injection	ARP, CSNOX, CSOSG2E, CSSO2G1, MATS
MI	J H Campbell	1710	1	########	1	1	255	756.3	Measured	0.296	Calculated	267.9	Measured	0.105	Calculated	390.8	Measured	0.153	Measured	2554.3	Measured	Coal	Tangentially-fired	Dry Sorbent Injection	Low NOx Burner Technology w/ Closed-coupled/Separated OFA	Baghouse	Halogenated PAC Sorbent Injection	ARP, CSNOX, CSOSG2E, CSSO2G1, MATS
MI	J H Campbell	1710	1	########	2	1	253	714.9	Measured	0.284	Calculated	264.4	Measured	0.105	Calculated	393.2	Measured	0.156	Measured	2520.5	Measured	Coal	Tangentially-fired	Dry Sorbent Injection	Low NOx Burner Technology w/ Closed-coupled/Separated OFA	Baghouse	Halogenated PAC Sorbent Injection	ARP, CSNOX, CSOSG2E, CSSO2G1, MATS
MI	J H Campbell	1710	1	########	3	1	254	738.6	Measured	0.292	Calculated	265.6	Measured	0.105	Calculated	392.5	Measured	0.155	Measured	2532.1	Measured	Coal	Tangentially-fired	Dry Sorbent Injection	Low NOx Burner Technology w/ Closed-coupled/Separated OFA	Baghouse	Halogenated PAC Sorbent Injection	ARP, CSNOX, CSOSG2E, CSSO2G1, MATS
MI	J H Campbell	1710	1	########	4	1	254	757.5	Measured	0.304	Calculated	261.7	Measured	0.105	Calculated	389.2	Measured	0.156	Measured	2494.8	Measured	Coal	Tangentially-fired	Dry Sorbent Injection	Low NOx Burner Technology w/ Closed-coupled/Separated OFA	Baghouse	Halogenated PAC Sorbent Injection	ARP, CSNOX, CSOSG2E, CSSO2G1, MATS
MI	J H Campbell	1710	1	########	5	1	211	587.7	Measured	0.282	Calculated	218.9	Measured	0.105	Calculated	356.8	Measured	0.171	Measured	2086.8	Measured	Coal	Tangentially-fired	Dry Sorbent Injection	Low NOx Burner Technology w/ Closed-coupled/Separated OFA	Baghouse	Halogenated PAC Sorbent Injection	ARP, CSNOX, CSOSG2E, CSSO2G1, MATS
MI	J H Campbell	1710	1	########	6	1	155	462.2	Measured	0.287	Calculated	168.8	Measured	0.105	Calculated	220.5	Measured	0.137	Measured	1609.4	Measured	Coal	Tangentially-fired	Dry Sorbent Injection	Low NOx Burner Technology w/ Closed-coupled/Separated OFA	Baghouse	Halogenated PAC Sorbent Injection	ARP, CSNOX, CSOSG2E, CSSO2G1, MATS
MI	J H Campbell	1710	1	########	7	1	155	462.1	Measured	0.285	Calculated	170.1	Measured	0.105	Calculated	212.5	Measured	0.131	Measured	1622	Measured	Coal	Tangentially-fired	Dry Sorbent Injection	Low NOx Burner Technology w/ Closed-coupled/Separated OFA	Baghouse	Halogenated PAC Sorbent Injection	ARP, CSNOX, CSOSG2E, CSSO2G1, MATS
MI	J H Campbell	1710	1	########	8	1	155	470.1	Measured	0.289	Calculated	170.9	Measured	0.105	Calculated	224.8	Measured	0.138	Measured	1629.2	Measured	Coal	Tangentially-fired	Dry Sorbent Injection	Low NOx Burner Technology w/ Closed-coupled/Separated OFA	Baghouse	Halogenated PAC Sorbent Injection	ARP, CSNOX, CSOSG2E, CSSO2G1, MATS
MI	J H Campbell	1710	1	########	9	1	154	493.2	Measured	0.299	Calculated	173	Measured	0.105	Calculated	219.4	Measured	0.133	Measured	1649.9	Measured	Coal	Tangentially-fired	Dry Sorbent Injection	Low NOx Burner Technology w/ Closed-coupled/Separated OFA	Baghouse	Halogenated PAC Sorbent Injection	ARP, CSNOX, CSOSG2E, CSSO2G1, MATS
MI	J H Campbell	1710	1	########	10	1	155	455	Measured	0.277	Calculated	172.4	Measured	0.105	Calculated	221.9	Measured	0.135	Measured	1643.7	Measured	Coal	Tangentially-fired	Dry Sorbent Injection	Low NOx Burner Technology w/ Closed-coupled/Separated OFA	Baghouse	Halogenated PAC Sorbent Injection	ARP, CSNOX, CSOSG2E, CSSO2G1, MATS
MI	J H Campbell	1710	1	########	11	1	155	452.8	Measured	0.276	Calculated	172.3	Measured	0.105	Calculated	215.2	Measured	0.131	Measured	1642.4	Measured	Coal	Tangentially-fired	Dry Sorbent Injection	Low NOx Burner Technology w/ Closed-coupled/Separated OFA	Baghouse	Halogenated PAC Sorbent Injection	ARP, CSNOX, CSOSG2E, CSSO2G1, MATS
MI	J H Campbell	1710	1	########	12	1	154	459.6	Measured	0.283	Calculated	170.3	Measured	0.105	Calculated	222.4	Measured	0.137	Measured	1623.6	Measured	Coal	Tangentially-fired	Dry Sorbent Injection	Low NOx Burner Technology w/ Closed-coupled/Separated OFA	Baghouse	Halogenated PAC Sorbent Injection	ARP, CSNOX, CSOSG2E, CSSO2G1, MATS
MI	J H Campbell	1710	1	########	13	1	154	482.2	Measured	0.296	Calculated	170.7	Measured	0.105	Calculated	219.8	Measured	0.135	Measured	1628	Measured	Coal	Tangentially-fired	Dry Sorbent Injection	Low NOx Burner Technology w/ Closed-coupled/Separated OFA	Baghouse	Halogenated PAC Sorbent Injection	ARP, CSNOX, CSOSG2E, CSSO2G1, MATS
MI	J H Campbell	1710	1	########	14	1	155	473	Measured	0.288	Calculated	172.2	Measured	0.105	Calculated	223.2	Measured	0.136	Measured	1641.5	Measured	Coal	Tangentially-fired	Dry Sorbent Injection	Low NOx Burner Technology w/ Closed-coupled/Separated OFA	Baghouse	Halogenated PAC Sorbent Injection	ARP, CSNOX, CSOSG2E, CSSO2G1, MATS
MI	J H Campbell	1710	1	########	15	1	154	469	Measured	0.287	Calculated	171.5	Measured	0.105	Calculated	222.4	Measured	0.136	Measured	1635.2	Measured	Coal	Tangentially-fired	Dry Sorbent Injection	Low NOx Burner Technology w/ Closed-coupled/Separated OFA	Baghouse	Halogenated PAC Sorbent Injection	ARP, CSNOX, CSOSG2E, CSSO2G1, MATS
MI	J H Campbell	1710	1	########	16	1	154	459.7	Measured	0.281	Calculated	171.7	Measured	0.105	Calculated	225.9	Measured	0.138	Measured	1636.7	Measured	Coal	Tangentially-fired	Dry Sorbent Injection	Low NOx Burner Technology w/ Closed-coupled/Separated OFA	Baghouse	Halogenated PAC Sorbent Injection	ARP, CSNOX, CSOSG2E, CSSO2G1, MATS
MI	J H Campbell	1710	1	########	17	1	155	466.8	Measured	0.285	Calculated	171.9	Measured	0.105	Calculated	226.1	Measured	0.138	Measured	1638.6	Measured	Coal	Tangentially-fired	Dry Sorbent Injection	Low NOx Burner Technology w/ Closed-coupled/Separated OFA	Baghouse	Halogenated PAC Sorbent Injection	ARP, CSNOX, CSOSG2E, CSSO2G1, MATS
MI	J H Campbell	1710	1	########	18	1	155	483.4	Measured	0.295	Calculated	171.7	Measured	0.105	Calculated	234.1	Measured	0.143	Measured	1636.8	Measured	Coal	Tangentially-fired	Dry Sorbent Injection	Low NOx Burner Technology w/ Closed-coupled/Separated OFA	Baghouse	Halogenated PAC Sorbent Injection	ARP, CSNOX, CSOSG2E, CSSO2G1, MATS
MI	J H Campbell	1710	1	########	19	1	154	484.2	Measured	0.296	Calculated	171.6	Measured	0.105	Calculated	224.1	Measured	0.137	Measured	1635.9	Measured	Coal	Tangentially-fired	Dry Sorbent Injection	Low NOx Burner Technology w/ Closed-coupled/Separated OFA	Baghouse	Halogenated PAC Sorbent Injection	ARP, CSNOX, CSOSG2E, CSSO2G1, MATS
MI	J H Campbell	1710	1	########	20	1	154	493	Measured	0.3	Calculated	172.5	Measured	0.105	Calculated	223.7	Measured	0.136	Measured	1644.5	Measured	Coal	Tangentially-fired	Dry Sorbent Injection	Low NOx Burner Technology w/ Closed-coupled/Separated OFA	Baghouse	Halogenated PAC Sorbent Injection	ARP, CSNOX, CSOSG2E, CSSO2G1, MATS
MI	J H Campbell	1710	1	########	21	1	154	475.1	Measured	0.29	Calculated	171.7	Measured	0.105	Calculated	229.2	Measured	0.14	Measured	1637.2	Measured	Coal	Tangentially-fired	Dry Sorbent Injection	Low NOx Burner Technology w/ Closed-coupled/Separated OFA	Baghouse	Halogenated PAC Sorbent Injection	ARP, CSNOX, CSOSG2E, CSSO2G1, MATS
MI	J H Campbell	1710	1	########	22	1	155	500	Measured	0.305	Calculated	171.9	Measured	0.105	Calculated	224.5	Measured	0.137	Measured	1638.6	Measured	Coal	Tangentially-fired	Dry Sorbent Injection	Low NOx Burner Technology w/ Closed-coupled/Separated OFA	Baghouse	Halogenated PAC Sorbent Injection	ARP, CSNOX, CSOSG2E, CSSO2G1, MATS
MI	J H Campbell	1710	1	########	23	1	154	583.5	Measured	0.358	Calculated	171.1	Measured	0.105	Calculated	225.2	Measured	0.138	Measured	1631.6	Measured	Coal	Tangentially-fired	Dry Sorbent Injection	Low NOx Burner Technology w/ Closed-coupled/Separated OFA	Baghouse	Halogenated PAC Sorbent Injection	ARP, CSNOX, CSOSG2E, CSSO2G1, MATS
MI	J H Campbell	1710	1	########	0	1	154	479.9	Measured	0.294	Calculated	171	Measured	0.105	Calculated	221.7	Measured	0.136	Measured	1630.4	Measured	Coal	Tangentially-fired	Dry Sorbent Injection	Low NOx Burner Technology w/ Closed-coupled/Separated OFA	Baghouse	Halogenated PAC Sorbent Injection	ARP, CSNOX, CSOSG2E, CSSO2G1, MATS
MI	J H Campbell	1710	1	########	1	1	155	469.7	Measured	0.288	Calculated	170.8	Measured	0.105	Calculated	219.8	Measured	0.135	Measured	1628.5	Measured	Coal	Tangentially-fired	Dry Sorbent Injection	Low NOx Burner Technology w/ Closed-coupled/Separated OFA	Baghouse	Halogenated PAC Sorbent Injection	ARP, CSNOX, CSOSG2E, CSSO2G1, MATS
MI	J H Campbell	1710	1	########	2	1	154	468.3	Measured	0.288	Calculated	170.6	Measured	0.105	Calculated	227.8	Measured	0.14	Measured	1626.8	Measured	Coal	Tangentially-fired	Dry Sorbent Injection	Low NOx Burner Technology w/ Closed-coupled/Separated OFA	Baghouse	Halogenated PAC Sorbent Injection	ARP, CSNOX, CSOSG2E, CSSO2G1, MATS
MI	J H Campbell	1710	1	########	3	1	155	467.7	Measured	0.287	Calculated	170.7	Measured	0.105	Calculated	229.5	Measured	0.141	Measured	1627.9	Measured	Coal	Tangentially-fired	Dry Sorbent Injection	Low NOx Burner Technology w/ Closed-coupled/Separated OFA	Baghouse	Halogenated PAC Sorbent Injection	ARP, CSNOX, CSOSG2E, CSSO2G1, MATS
MI	J H Campbell	1710	1	########	4	1	155	462.8	Measured	0.284	Calculated	170.8	Measured	0.105	Calculated	226.4	Measured	0.139	Measured	1628.6	Measured	Coal	Tangentially-fired	Dry Sorbent Injection	Low NOx

MI	J H Campbell	1710	1	########	2	1	163	452.7	Measured	0.262	Calculated	181.6	Measured	0.105	Calculated	242.4	Measured	0.14	Measured	1731.1	Measured	Coal	Tangentially-fired	Dry Sorbent Injection	Low NOx Burner Technology w/ Closed-coupled/Separated OFA	Baghouse	Halogenated PAC Sorbent Injection	ARP, CSNOX, CSOSG2E, CSSO2G1, MATS
MI	J H Campbell	1710	1	########	3	1	163	452.3	Measured	0.263	Calculated	180.6	Measured	0.105	Calculated	241	Measured	0.14	Measured	1721.5	Measured	Coal	Tangentially-fired	Dry Sorbent Injection	Low NOx Burner Technology w/ Closed-coupled/Separated OFA	Baghouse	Halogenated PAC Sorbent Injection	ARP, CSNOX, CSOSG2E, CSSO2G1, MATS
MI	J H Campbell	1710	1	########	4	1	163	447	Measured	0.261	Calculated	179.9	Measured	0.105	Calculated	240.2	Measured	0.14	Measured	1715.6	Measured	Coal	Tangentially-fired	Dry Sorbent Injection	Low NOx Burner Technology w/ Closed-coupled/Separated OFA	Baghouse	Halogenated PAC Sorbent Injection	ARP, CSNOX, CSOSG2E, CSSO2G1, MATS
MI	J H Campbell	1710	1	########	5	1	163	460.9	Measured	0.264	Calculated	182.8	Measured	0.105	Calculated	242.3	Measured	0.139	Measured	1743	Measured	Coal	Tangentially-fired	Dry Sorbent Injection	Low NOx Burner Technology w/ Closed-coupled/Separated OFA	Baghouse	Halogenated PAC Sorbent Injection	ARP, CSNOX, CSOSG2E, CSSO2G1, MATS
MI	J H Campbell	1710	1	########	6	1	163	474.4	Measured	0.271	Calculated	183.3	Measured	0.105	Calculated	246.5	Measured	0.141	Measured	1747.9	Measured	Coal	Tangentially-fired	Dry Sorbent Injection	Low NOx Burner Technology w/ Closed-coupled/Separated OFA	Baghouse	Halogenated PAC Sorbent Injection	ARP, CSNOX, CSOSG2E, CSSO2G1, MATS
MI	J H Campbell	1710	1	########	7	1	163	481.9	Measured	0.279	Calculated	180.9	Measured	0.105	Calculated	236.2	Measured	0.137	Measured	1724.4	Measured	Coal	Tangentially-fired	Dry Sorbent Injection	Low NOx Burner Technology w/ Closed-coupled/Separated OFA	Baghouse	Halogenated PAC Sorbent Injection	ARP, CSNOX, CSOSG2E, CSSO2G1, MATS
MI	J H Campbell	1710	1	########	8	1	163	475.6	Measured	0.276	Calculated	180.9	Measured	0.105	Calculated	236.4	Measured	0.137	Measured	1725.2	Measured	Coal	Tangentially-fired	Dry Sorbent Injection	Low NOx Burner Technology w/ Closed-coupled/Separated OFA	Baghouse	Halogenated PAC Sorbent Injection	ARP, CSNOX, CSOSG2E, CSSO2G1, MATS
MI	J H Campbell	1710	1	########	9	1	163	466.7	Measured	0.27	Calculated	181.2	Measured	0.105	Calculated	231.6	Measured	0.134	Measured	1728.2	Measured	Coal	Tangentially-fired	Dry Sorbent Injection	Low NOx Burner Technology w/ Closed-coupled/Separated OFA	Baghouse	Halogenated PAC Sorbent Injection	ARP, CSNOX, CSOSG2E, CSSO2G1, MATS
MI	J H Campbell	1710	1	########	10	1	164	477.7	Measured	0.277	Calculated	181.2	Measured	0.105	Calculated	236.7	Measured	0.137	Measured	1727.6	Measured	Coal	Tangentially-fired	Dry Sorbent Injection	Low NOx Burner Technology w/ Closed-coupled/Separated OFA	Baghouse	Halogenated PAC Sorbent Injection	ARP, CSNOX, CSOSG2E, CSSO2G1, MATS
MI	J H Campbell	1710	1	########	11	1	163	471	Measured	0.274	Calculated	180.4	Measured	0.105	Calculated	242.5	Measured	0.141	Measured	1720.2	Measured	Coal	Tangentially-fired	Dry Sorbent Injection	Low NOx Burner Technology w/ Closed-coupled/Separated OFA	Baghouse	Halogenated PAC Sorbent Injection	ARP, CSNOX, CSOSG2E, CSSO2G1, MATS
MI	J H Campbell	1710	1	########	12	1	163	467.6	Measured	0.271	Calculated	180.7	Measured	0.105	Calculated	239.5	Measured	0.139	Measured	1722.9	Measured	Coal	Tangentially-fired	Dry Sorbent Injection	Low NOx Burner Technology w/ Closed-coupled/Separated OFA	Baghouse	Halogenated PAC Sorbent Injection	ARP, CSNOX, CSOSG2E, CSSO2G1, MATS
MI	J H Campbell	1710	1	########	13	1	163	449.3	Measured	0.262	Calculated	180.1	Measured	0.105	Calculated	243.8	Measured	0.142	Measured	1717.2	Measured	Coal	Tangentially-fired	Dry Sorbent Injection	Low NOx Burner Technology w/ Closed-coupled/Separated OFA	Baghouse	Halogenated PAC Sorbent Injection	ARP, CSNOX, CSOSG2E, CSSO2G1, MATS
MI	J H Campbell	1710	1	########	14	1	163	455.5	Measured	0.265	Calculated	180.3	Measured	0.105	Calculated	245.9	Measured	0.143	Measured	1719.5	Measured	Coal	Tangentially-fired	Dry Sorbent Injection	Low NOx Burner Technology w/ Closed-coupled/Separated OFA	Baghouse	Halogenated PAC Sorbent Injection	ARP, CSNOX, CSOSG2E, CSSO2G1, MATS
MI	J H Campbell	1710	1	########	15	1	163	458.7	Measured	0.267	Calculated	180.5	Measured	0.105	Calculated	241	Measured	0.14	Measured	1721.2	Measured	Coal	Tangentially-fired	Dry Sorbent Injection	Low NOx Burner Technology w/ Closed-coupled/Separated OFA	Baghouse	Halogenated PAC Sorbent Injection	ARP, CSNOX, CSOSG2E, CSSO2G1, MATS
MI	J H Campbell	1710	1	########	16	1	163	467.1	Measured	0.272	Calculated	180	Measured	0.105	Calculated	238.5	Measured	0.139	Measured	1716	Measured	Coal	Tangentially-fired	Dry Sorbent Injection	Low NOx Burner Technology w/ Closed-coupled/Separated OFA	Baghouse	Halogenated PAC Sorbent Injection	ARP, CSNOX, CSOSG2E, CSSO2G1, MATS
MI	J H Campbell	1710	1	########	17	1	163	462	Measured	0.268	Calculated	181	Measured	0.105	Calculated	233	Measured	0.135	Measured	1726	Measured	Coal	Tangentially-fired	Dry Sorbent Injection	Low NOx Burner Technology w/ Closed-coupled/Separated OFA	Baghouse	Halogenated PAC Sorbent Injection	ARP, CSNOX, CSOSG2E, CSSO2G1, MATS
MI	J H Campbell	1710	1	########	18	1	164	466.7	Measured	0.269	Calculated	182	Measured	0.105	Calculated	235.9	Measured	0.136	Measured	1734.9	Measured	Coal	Tangentially-fired	Dry Sorbent Injection	Low NOx Burner Technology w/ Closed-coupled/Separated OFA	Baghouse	Halogenated PAC Sorbent Injection	ARP, CSNOX, CSOSG2E, CSSO2G1, MATS
MI	J H Campbell	1710	1	########	19	1	164	492.9	Measured	0.286	Calculated	180.5	Measured	0.105	Calculated	235.8	Measured	0.137	Measured	1721.1	Measured	Coal	Tangentially-fired	Dry Sorbent Injection	Low NOx Burner Technology w/ Closed-coupled/Separated OFA	Baghouse	Halogenated PAC Sorbent Injection	ARP, CSNOX, CSOSG2E, CSSO2G1, MATS
MI	J H Campbell	1710	1	########	20	1	162	483.3	Measured	0.281	Calculated	180.6	Measured	0.105	Calculated	242.9	Measured	0.141	Measured	1722.4	Measured	Coal	Tangentially-fired	Dry Sorbent Injection	Low NOx Burner Technology w/ Closed-coupled/Separated OFA	Baghouse	Halogenated PAC Sorbent Injection	ARP, CSNOX, CSOSG2E, CSSO2G1, MATS
MI	J H Campbell	1710	1	########	21	1	163	464.9	Measured	0.269	Calculated	181.1	Measured	0.105	Calculated	246.9	Measured	0.143	Measured	1726.8	Measured	Coal	Tangentially-fired	Dry Sorbent Injection	Low NOx Burner Technology w/ Closed-coupled/Separated OFA	Baghouse	Halogenated PAC Sorbent Injection	ARP, CSNOX, CSOSG2E, CSSO2G1, MATS
MI	J H Campbell	1710	1	########	22	1	163	459.2	Measured	0.267	Calculated	180.5	Measured	0.105	Calculated	246.1	Measured	0.143	Measured	1721	Measured	Coal	Tangentially-fired	Dry Sorbent Injection	Low NOx Burner Technology w/ Closed-coupled/Separated OFA	Baghouse	Halogenated PAC Sorbent Injection	ARP, CSNOX, CSOSG2E, CSSO2G1, MATS
MI	J H Campbell	1710	1	########	23	1	163	461.1	Measured	0.269	Calculated	179.6	Measured	0.105	Calculated	238.1	Measured	0.139	Measured	1712.8	Measured	Coal	Tangentially-fired	Dry Sorbent Injection	Low NOx Burner Technology w/ Closed-coupled/Separated OFA	Baghouse	Halogenated PAC Sorbent Injection	ARP, CSNOX, CSOSG2E, CSSO2G1, MATS
MI	J H Campbell	1710	1	########	0	1	163	463.7	Measured	0.27	Calculated	180.3	Measured	0.105	Calculated	230.3	Measured	0.134	Measured	1718.7	Measured	Coal	Tangentially-fired	Dry Sorbent Injection	Low NOx Burner Technology w/ Closed-coupled/Separated OFA	Baghouse	Halogenated PAC Sorbent Injection	ARP, CSNOX, CSOSG2E, CSSO2G1, MATS
MI	J H Campbell	1710	1	########	1	1	163	460.5	Measured	0.267	Calculated	180.6	Measured	0.105	Calculated	232.5	Measured	0.135	Measured	1722.1	Measured	Coal	Tangentially-fired	Dry Sorbent Injection	Low NOx Burner Technology w/ Closed-coupled/Separated OFA	Baghouse	Halogenated PAC Sorbent Injection	ARP, CSNOX, CSOSG2E, CSSO2G1, MATS
MI	J H Campbell	1710	1	########	2	1	163	449.7	Measured	0.262	Calculated	180.3	Measured	0.105	Calculated	238.9	Measured	0.139	Measured	1718.8	Measured	Coal	Tangentially-fired	Dry Sorbent Injection	Low NOx Burner Technology w/ Closed-coupled/Separated OFA	Baghouse	Halogenated PAC Sorbent Injection	ARP, CSNOX, CSOSG2E, CSSO2G1, MATS
MI	J H Campbell	1710	1	########	3	1	163	451.2	Measured	0.262	Calculated	180.9	Measured	0.105	Calculated	246.6	Measured	0.143	Measured	1724.5	Measured	Coal	Tangentially-fired	Dry Sorbent Injection	Low NOx Burner Technology w/ Closed-coupled/Separated OFA	Baghouse	Halogenated PAC Sorbent Injection	ARP, CSNOX, CSOSG2E, CSSO2G1, MATS
MI	J H Campbell	1710	1	########	4	1	163	462.7	Measured	0.27	Calculated	179.7	Measured	0.105	Calculated	246.8	Measured	0.144	Measured	1713.7	Measured	Coal	Tangentially-fired	Dry Sorbent Injection	Low NOx Burner Technology w/ Closed-coupled/Separated OFA	Baghouse	Halogenated PAC Sorbent Injection	ARP, CSNOX, CSOSG2E, CSSO2G1, MATS
MI	J H Campbell	1710	1	########	5	1	163	469.3	Measured	0.27	Calculated	182.1	Measured	0.105	Calculated	250	Measured	0.144	Measured	1736.4	Measured	Coal	Tangentially-fired	Dry Sorbent Injection	Low NOx Burner Technology w/ Closed-coupled/Separated OFA	Baghouse	Halogenated PAC Sorbent Injection	ARP, CSNOX, CSOSG2E, CSSO2G1, MATS
MI	J H Campbell	1710	1	########	6	1	163	481.5	Measured	0.279	Calculated	180.8	Measured	0.105	Calculated	248.3	Measured	0.144	Measured	1724.2	Measured	Coal	Tangentially-fired	Dry Sorbent Injection	Low NOx Burner Technology w/ Closed-coupled/Separated OFA	Baghouse	Halogenated PAC Sorbent Injection	ARP, CSNOX, CSOSG2E, CSSO2G1, MATS
MI	J H Campbell	1710	1	########	7	1	163	476.3	Measured	0.277	Calculated	180.7	Measured	0.105	Calculated	230.8	Measured	0.134	Measured	1722.6	Measured	Coal	Tangentially-fired	Dry Sorbent Injection	Low NOx Burner Technology w/ Closed-coupled/Separated OFA	Baghouse	Halogenated PAC Sorbent Injection	ARP, CSNOX, CSOSG2E, CSSO2G1, MATS
MI	J H Campbell	1710	1	########	8	1	163	473.6	Measured	0.275	Calculated	180.3	Measured	0.105	Calculated	228.7	Measured	0.133	Measured	1719.4	Measured	Coal	Tangentially-fired	Dry Sorbent Injection	Low NOx Burner Technology w/ Closed-coupled/Separated OFA	Baghouse	Halogenated PAC Sorbent Injection	ARP, CSNOX, CSOSG2E, CSSO2G1, MATS
MI	J H Campbell	1710	1	########	9	1	163	472.3	Measured	0.271	Calculated	182.9	Measured	0.105	Calculated	231.9	Measured	0.133	Measured	1743.6	Measured	Coal	Tangentially-fired	Dry Sorbent Injection	Low NOx Burner Technology w/ Closed-coupled/Separated OFA	Baghouse	Halogenated PAC Sorbent Injection	ARP, CSNOX, CSOSG2E, CSSO2G1, MATS
MI	J H Campbell	1710	1	########	10	1	163	466.1	Measured	0.269	Calculated	181.4	Measured	0.105	Calculated	242.2	Measured	0.14	Measured	1729.7	Measured	Coal	Tangentially-fired	Dry Sorbent Injection	Low NOx Burner Technology w/ Closed-coupled/Separated OFA	Baghouse	Halogenated PAC Sorbent Injection	ARP, CSNOX, CSOSG2E, CSSO2G1, MATS
MI	J H Campbell	1710	1	########	11	1	163	463.7	Measured	0.267	Calculated	182.5	Measured	0.105	Calculated	247.1	Measured	0.142	Measured	1739.9	Measured	Coal	Tangentially-fired	Dry Sorbent Injection	Low NOx Burner Technology w/ Closed-coupled/Separated OFA	Baghouse	Halogenated PAC Sorbent Injection	ARP, CSNOX, CSOSG2E, CSSO2G1, MATS
MI	J H Campbell	1710	1	########	12	1	164	464	Measured	0.267	Calculated	182	Measured	0.105	Calculated	248.2	Measured	0.143	Measured	1735.8	Measured	Coal	Tangentially-fired	Dry Sorbent Injection	Low NOx Burner Technology w/ Closed-coupled/Separated OFA	Baghouse	Halogenated PAC Sorbent Injection	ARP, CSNOX, CSOSG2E, CSSO2G1, MATS
MI	J H Campbell	1710	1	########	13	1	163	466.7	Measured	0.269	Calculated	181.8	Measured	0.105	Calculated	247.9	Measured	0.143	Measured	1733.6	Measured	Coal	Tangentially-fired	Dry Sorbent Injection	Low NOx Burner Technology w/ Closed-coupled/Separated OFA	Baghouse	Halogenated PAC Sorbent Injection	ARP, CSNOX, CSOSG2E, CSSO2G1, MATS
MI	J H Campbell	1710	1	########	14	1	163	467.6	Measured	0.269	Calculated	182.5	Measured	0.105	Calculated	248.9	Measured	0.143	Measured	1740.5	Measured	Coal	Tangentially-fired	Dry Sorbent Injection	Low NOx Burner Technology w/ Closed-coupled/Separated OFA	Baghouse	Halogenated PAC Sorbent Injection	ARP, CSNOX, CSOSG2E, CSSO2G1, MATS
MI	J H Campbell	1710	1	########	15	1	163	469	Measured	0.27	Calculated	182.2	Measured	0.105	Calculated	244.9	Measured	0.141	Measured	1737	Measured	Coal	Tangentially-fired	Dry Sorbent Injection	Low NOx Burner Technology w/ Closed-coupled/Separated OFA	Baghouse	Halogenated PAC Sorbent Injection	ARP, CSNOX, CSOSG2E, CSSO2G1, MATS
MI	J H Campbell	1710	1	########	16	1	163	468.8	Measured	0.271	Calculated	181.2	Measured	0.105	Calculated	243.6	Measured	0.141	Measured	1727.5	Measured	Coal	Tangentially-fired	Dry Sorbent Injection	Low NOx Burner Technology w/ Closed-coupled/Separated OFA	Baghouse	Halogenated PAC Sorbent Injection	ARP, CSNOX, CSOSG2E, CSSO2G1, MATS
MI	J H Campbell	1710	1	########	17	1	163	458.6	Measured	0.265	Calculated	181.6	Measured	0.105	Calculated	235.4	Measured	0.136	Measured	1731.1	Measured	Coal	Tangentially-fired	Dry Sorbent Injection	Low NOx Burner Technology w/ Closed-coupled/Separated OFA	Baghouse	Halogenated PAC Sorbent Injection	ARP, CSNOX, CSOSG2E, CSSO2G1, MATS
MI	J H Campbell	1710	1	########	18	1	163	468.1	Measured	0.27	Calculated	181.8	Measured	0.105	Calculated	242.7	Measured	0.14	Measured	1733.6	Measured	Coal	Tangentially-fired	Dry Sorbent Injection	Low NOx Burner Technology w/ Closed-coupled/Separated OFA	Baghouse	Halogenated PAC Sorbent Injection	ARP, CSNOX, CSOSG2E, CSSO2G1, MATS
MI	J H Campbell	1710	1	########	19	1	162	444.3	Measured	0.256	Calculated	181.9	Measured	0.105	Calculated	239.4	Measured	0.138	Measured	1734.7	Measured	Coal	Tangentially-fired	Dry Sorbent Injection	Low NOx Burner Technology w/ Closed-coupled/Separated OFA	Baghouse	Halogenated PAC Sorbent Injection	ARP, CSNOX, CSOSG2E, CSSO2G1, MATS
MI	J H Campbell	1710	1	########	20	1	163	446.6	Measured	0.257	Calculated	182.4	Measured	0.105	Calculated	253.9	Measured	0.146	Measured	1739.3	Measured	Coal	Tangentially-fired	Dry Sorbent Injection	Low NOx Burner Technology w/ Closed-coupled/Separated OFA	Baghouse	Halogenated PAC Sorbent Injection	ARP, CSNOX, CSOSG2E, CSSO2G1, MATS
MI	J H Campbell	1710	1	########	21	1	164	466.4	Measured	0.268	Calculated	182.6	Measured	0.105	Calculated	257.7	Measured	0.148	Measured	1741.2	Measured	Coal	Tangentially-fired	Dry Sorbent Injection	Low NOx Burner Technology w/ Closed-coupled/Separated OFA	Baghouse	Halogenated PAC Sorbent Injection	ARP, CSNOX, CSOSG2E, CSSO2G1, MATS
MI	J H Campbell	1710	1	########	22	1	164	468.5	Measured	0.269	Calculated	182.7	Measured	0.105	Calculated	254.3	Measured	0.146	Measured	1741.7	Measured	Coal	Tangentially-fired	Dry Sorbent Injection	Low NOx Burner Technology w/ Closed-coupled/Separated OFA	Baghouse	Halogenated PAC Sorbent Injection	ARP, CSNOX, CSOSG2E, CSSO2G1, MATS
MI	J H Campbell	1710	1	########	23	1	163	456.6	Measured	0.265	Calculated	180.4	Measured	0.105	Calculated	254.6	Measured	0.148	Measured	1720.1	Measured	Coal	Tangentially-fired	Dry Sorbent Injection	Low NOx Burner Technology w/ Closed-coupled/Separated OFA	Baghouse	Halogenated PAC Sorbent Injection	ARP, CSNOX, CSOSG2E, CSSO2G1, MATS
MI	J H Campbell	1710	1	########	0	1	163	457.8	Measured	0.265	Calculated	180.9	Measured	0.105	Calculated	251.8	Measured	0.146	Measured	1724.6	Measured	Coal	Tangentially-fired	Dry Sorbent Injection	Low NOx Burner Technology w/ Closed-coupled/Separated OFA	Baghouse	Halogenated PAC Sorbent Injection	ARP, CSNOX, CSOSG2E, CSSO2G1, MATS
MI	J H Campbell	1710	1	########	1	1	163	465.6	Measured	0.271	Calculated	180.5	Measured	0.105	Calculated	246.1	Measured	0.143	Measured	1721	Measured	Coal	Tangentially-fired	Dry Sorbent Injection	Low NOx Burner Technology w/ Closed-coupled/Separated OFA	Baghouse	Halogenated PAC Sorbent Injection	ARP, CSNOX, CSOSG2E, CSSO2G1, MATS
MI	J H Campbell	1710	1	########	2	1	163	457.2	Measured	0.267	Calculated	179.7	Measured	0.105	Calculated	241.6	Measured	0.141	Measured	1713.7	Measured	Coal	Tangentially-fired	Dry Sorbent Injection	Low NOx Burner Technology w/ Closed-coupled/Separated OFA	Baghouse	Halogenated PAC Sorbent Injection	ARP, CSNOX, CSOSG2E, CSSO2G1, MATS
MI	J H Campbell	1710	1	########	3	1	163	469.9	Measured	0.271	Calculated	181.6	Measured	0.105	Calculated	238.9	Measured	0.138	Measured	1731.2	Measured	Coal	Tangentially-fired	Dry Sorbent Injection	Low NOx Burner Technology w/ Closed-coupled/Separated OFA	Baghouse	Halogenated PAC Sorbent Injection	ARP, CSNOX, CSOSG2E, CSSO2G1, MATS
MI	J H Campbell	1710	1	########	4	1	163	447.8	Measured	0.264	Calculated	178.1	Measured	0.105	Calculated	242.8	Measured	0.143	Measured	1698	Measured	Coal	Tangentially-fired	Dry Sorbent Injection	Low NOx Burner Technology w/ Closed-coupled/Separated OFA	Baghouse	Halogenated PAC Sorbent Injection	ARP, CSNOX, CSOSG2E, CSSO2G1, MATS
MI	J H Campbell	1710	1	########	5	1	163	467.3	Measured	0.271	Calculated	181.2	Measured	0.105	Calculated	252.2	Measured	0.146	Measured	1727.2	Measured	Coal	Tangentially-fired	Dry Sorbent Injection	Low NOx Burner Technology w/ Closed-coupled/Separated OFA	Baghouse	Halogenated PAC Sorbent Injection	ARP, CSNOX, CSOSG2E, CSSO2G1, MATS
MI	J H Campbell	1710	1	########	6	1	163	473.3	Measured	0.271	Calculated	182.9	Measured	0.105	Calculated	244.1	Measured	0.14	Measured	1743.7	Measured	Coal	Tangentially-fired	Dry Sorbent Injection	Low NOx Burner Technology w/ Closed-coupled/Separated OFA	Baghouse	Halogenated PAC Sorbent Injection	ARP, CSNOX, CSOSG2E, CSSO2G1, MATS
MI	J H Campbell	1710	1	########	7	1	164	509.1	Measured	0.294	Calculated	181.8	Measured	0.105	Calculated	242.7	Measured	0.14	Measured	1733.5	Measured	Coal	Tangentially-fired	Dry Sorbent Injection	Low NOx Burner Technology w/ Closed-coupled/Separated OFA	Baghouse	Halogenated PAC Sorbent Injection	ARP, CSNOX, CSOSG2E, CSSO2G1, MATS
MI	J H Campbell	1710	1	########	8	1	163	494.9	Measured	0.286	Calculated	181.7	Measured	0.105	Calculated	242.5	Measured	0.14	Measured	1732	Measured	Coal	Tangentially-fired	Dry Sorbent Injection	Low NOx Burner Technology w/ Closed-coupled/Separated OFA	Baghouse	Halogenated PAC Sorbent Injection	ARP, CSNOX, CSOSG2E, CSSO2G1, MATS
MI	J H Campbell	1710	1	########	9	1	162	456.1	Measured	0.262	Calculated	182.6	Measured	0.105	Calculated	247.3	Measured	0.142	Measured	1741.2	Measured	Coal	Tangentially-fired	Dry Sorbent Injection	Low NOx Burner Technology w/ Closed-coupled/Separated OFA	Baghouse	Halogenated PAC Sorbent Injection	ARP, CSNOX, CSOSG2E, CSSO2G1, MATS
MI	J H Campbell	1710	1	########	10	1	164	468.3	Measured	0.268	Calculated	183	Measured	0.105	Calculated	242.5	Measured	0.139	Measured	1744.8	Measured	Coal	Tangentially-fired	Dry Sorbent Injection	Low NOx Burner Technology w/ Closed-coupled/Separated OFA	Baghouse	Halogenated PAC Sorbent Injection	ARP, CSNOX, CSOSG2E, CSSO2G1, MATS
MI	J H Campbell	1710	1	########	11	1	163	465.9	Measured	0.269	Calculated	181.9	Measured	0.105	Calculated	244.6	Measured	0.141	Measured	1734.5	Measured	Coal	Tangentially-fired	Dry Sorbent Injection	Low NOx Burner Technology w/ Closed-coupled/Separated OFA	Baghouse	Halogenated PAC Sorbent Injection	ARP, CSNOX, CSOSG2E, CSSO2G1, MATS
MI	J H Campbell	1710	1	########	12	1	163	455.2	Measured	0.262	Calculated	182.5	Measured	0.105	Calculated	238.3	Measured	0.137	Measured	1739.6	Measured	Coal	Tangentially-fired	Dry Sorbent Injection	Low NOx Burner Technology w/ Closed-coupled/Separated OFA	Baghouse	Halogenated PAC Sorbent Injection	ARP, CSNOX, CSOSG2E, CSSO2G1, MATS
MI	J H Campbell	1710	1	########	13	1	163	449.7	Measured	0.259	Calculated	182.3	Measured	0.105	Calculated	243.4	Measured	0.14	Measured	1738.5	Measured	Coal	Tangentially-fired	Dry Sorbent Injection	Low NOx Burner Technology w/ Closed-coupled/Separated OFA	Baghouse	Halogenated PAC Sorbent Injection	ARP, CSNOX, CSOSG2E, CSSO2G1, MATS
MI	J H Campbell	1710	1	########	14	1	163	447.3	Measured	0.256	Calculated	183.2	Measured	0.105	Calculated	241	Measured	0.138	Measured	1746.3	Measured	Coal	Tangentially-fired	Dry Sorbent Injection	Low NOx Burner Technology w/ Closed-coupled/Separated OFA	Baghouse	Halogenated PAC Sorbent Injection	ARP, CSNOX, CSOSG2E, CSSO2G1, MATS
MI	J H Campbell	1710	1	########	15	1	163	429.9	Measured	0.246	Calculated	183.1	Measured	0.105	Calculated	251.4	Measured	0.144	Measured	1745.9	Measured	Coal	Tangentially-fired	Dry Sorbent Injection	Low NOx Burner Technology w/ Closed-coupled/Separated OFA	Baghouse	Halogenated PAC Sorbent Injection	ARP, CSNOX, CSOSG2E, CSSO2G1, MATS
MI	J H Campbell	1710	1	########	16	1	163	412.9	Measured	0.235	Calculated	183.9	Measured	0.105	Calculated	254.3	Measured	0.145	Measured	1753.8	Measured	Coal	Tangentially-fired	Dry Sorbent Injection	Low NOx Burner Technology w/ Closed-coupled/Separated OFA	Baghouse	Halogenated PAC Sorbent Injection	ARP, CSNOX, CSOSG2E, CSSO2G1, MATS
MI	J H Campbell	1710	1	########	17	1	164	441.6	Measured	0.251	Calculated	184.3	Measured	0.105	Calculated	242.5	Measured	0.138	Measured	1757	Measured	Coal	Tangentially-fired	Dry Sorbent Injection	Low NOx Burner Technology w/ Closed-coupled/Separated OFA	Baghouse	Halogenated PAC Sorbent Injection	ARP, CSNOX, CSOSG2E, CSSO2G1, MATS
MI	J H Campbell	1710	1	########	18	1	164	475.6	Measured	0.27	Calculated	184.7	Measured	0.105	Calculated	250.1	Measured	0.142	Measured	1761.1	Measured	Coal	Tangentially-fired	Dry Sorbent Injection	Low NOx Burner Technology w/ Closed-coupled/Separated OFA	Baghouse	Halogenated PAC Sorbent Injection	ARP, CSNOX, CSOSG2E, CSSO2G1, MATS
MI	J H Campbell	1710	1	########	19	1	162	441.9	Measured	0.254	Calculated	182.8	Measured	0.105	Calculated	256.2	Measured	0.147	Measured	1743	Measured	Coal	Tangentially-fired	Dry Sorbent Injection	Low NOx Burner Technology w/ Closed-coupled/Separated OFA	Baghouse	Halogenated PAC Sorbent Injection	ARP, CSNOX, CSOSG2E, CSSO2G1, MATS
MI	J H Campbell	1710	1	########	20	1	163	437.6	Measured	0.251	Calculated	183	Measured	0.105	Calculated	254.7	Measured	0.146	Measured	1744.5	Measured	Coal	Tangentially-fired	Dry Sorbent Injection	Low NOx Burner Technology w/ Closed-coupled/Separated OFA	Baghouse	Halogenated PAC Sorbent Injection	ARP, CSNOX, CSOSG2E, CSSO2G1, MATS
MI	J H Campbell	1710	1	########	21	1	164	452.8	Measured	0.258	Calculated	183.9	Measured	0.105	Calculated	243.7	Measured	0.139	Measured	1753.1	Measured	Coal	Tangentially-fired	Dry Sorbent Injection	Low NOx Burner Technology w/ Closed-coupled/Separated OFA	Baghouse	Halogenated PAC Sorbent Injection	ARP, CSNOX, CSOSG2E, CSSO2G1, MATS
MI	J H Campbell	1710	1	########	22	1	163	454.2	Measured	0.26	Calculated	183.1	Measured	0.105	Calculated	247.9	Measured	0.142	Measured	1746	Measured	Coal	Tangentially-fired	Dry Sorbent Injection	Low NOx Burner Technology w/ Closed-coupled/Separated OFA	Baghouse	Halogenated PAC Sorbent Injection	ARP, CSNOX, CSOSG2E, CSSO2G1, MATS
MI	J H Campbell	1710	1	########	23	1	163	452.6	Measured	0.261	Calculated	182	Measured	0.105	Calculated	249.9	Measured	0.144	Measured	1735.3	Measured	Coal	Tangentially-fired	Dry Sorbent Injection	Low NOx Burner Technology w/ Closed-coupled/Separated OFA	Baghouse	Halogenated PAC Sorbent Injection	ARP, CSNOX, CSOSG2E, CSSO2G1, MATS
MI	J H Campbell	1710	1	9/1/2025	0	1	163	452.9	Measured	0.262	Calculated	181.3	Measured	0.105	Calculated	247.3	Measured	0.143	Measured	1729.1	Measured	Coal	Tangentially-fired	Dry Sorbent Injection	Low NOx Burner Technology w/ Closed-coupled/Separated OFA	Baghouse	Halogenated PAC Sorbent Injection	ARP, CSNOX, CSOSG2E, CSSO2G1, MATS
MI	J H Campbell	1710	1	9/1/2025	1	1	163	451.8	Measured	0.263	Calculated	180.3	Measured	0.105	Calculated	240.7	Measured	0.14	Measured	1719.4	Measured	Coal	Tangentially-fired	Dry Sorbent Injection	Low NOx Burner Technology w/ Closed-coupled/Separated OFA	Baghouse	Halogenated PAC Sorbent Injection	ARP, CSNOX, CSOSG2E, CSSO2G1, MATS
MI	J H Campbell	1710	1	9/1/2025	2	1	163	489	Measured	0.283	Calculated	181.2	Measured	0.105	Calculated	245.3	Measured	0.142	Measured	1727.8	Measured	Coal	Tangentially-fired	Dry Sorbent Injection	Low NOx Burner Technology w/ Closed-coupled/Separated OFA	Baghouse	Halogenated PAC Sorbent Injection	ARP, CSNOX, CSOSG2E, CSSO2G1, MATS
MI	J H Campbell	1710	1	9/1/2025	3	1	163	479.4	Measured	0.279	Calculated	180.4	Measured	0.105	Calculated	242.6	Measured	0.141	Measured	1720.4	Measured	Coal	T

MI	J H Campbell	1710	1	9/3/2025	1	1	163	442.5	Measured	0.246	Calculated	188.7	Measured	0.105	Calculated	235.7	Measured	0.131	Measured	1799.5	Measured	Coal	Tangentially-fired	Dry Sorbent Injection	Low NOx Burner Technology w/ Closed-coupled/Separated OFA	Baghouse	Halogenated PAC Sorbent Injection	ARP, CSNOX, CSOSG2E, CSSO2G1, MATS
MI	J H Campbell	1710	1	9/3/2025	2	1	163	460.2	Measured	0.256	Calculated	188.4	Measured	0.105	Calculated	233.5	Measured	0.13	Measured	1796.2	Measured	Coal	Tangentially-fired	Dry Sorbent Injection	Low NOx Burner Technology w/ Closed-coupled/Separated OFA	Baghouse	Halogenated PAC Sorbent Injection	ARP, CSNOX, CSOSG2E, CSSO2G1, MATS
MI	J H Campbell	1710	1	9/3/2025	3	1	164	468.2	Measured	0.259	Calculated	189.4	Measured	0.105	Calculated	242	Measured	0.134	Measured	1806.3	Measured	Coal	Tangentially-fired	Dry Sorbent Injection	Low NOx Burner Technology w/ Closed-coupled/Separated OFA	Baghouse	Halogenated PAC Sorbent Injection	ARP, CSNOX, CSOSG2E, CSSO2G1, MATS
MI	J H Campbell	1710	1	9/3/2025	4	1	163	457.2	Measured	0.257	Calculated	186.8	Measured	0.105	Calculated	242.2	Measured	0.136	Measured	1781.2	Measured	Coal	Tangentially-fired	Dry Sorbent Injection	Low NOx Burner Technology w/ Closed-coupled/Separated OFA	Baghouse	Halogenated PAC Sorbent Injection	ARP, CSNOX, CSOSG2E, CSSO2G1, MATS
MI	J H Campbell	1710	1	9/3/2025	5	1	163	455.7	Measured	0.252	Calculated	189.4	Measured	0.105	Calculated	252.8	Measured	0.14	Measured	1806	Measured	Coal	Tangentially-fired	Dry Sorbent Injection	Low NOx Burner Technology w/ Closed-coupled/Separated OFA	Baghouse	Halogenated PAC Sorbent Injection	ARP, CSNOX, CSOSG2E, CSSO2G1, MATS
MI	J H Campbell	1710	1	9/3/2025	6	1	163	455.1	Measured	0.252	Calculated	189.8	Measured	0.105	Calculated	251.5	Measured	0.139	Measured	1809.4	Measured	Coal	Tangentially-fired	Dry Sorbent Injection	Low NOx Burner Technology w/ Closed-coupled/Separated OFA	Baghouse	Halogenated PAC Sorbent Injection	ARP, CSNOX, CSOSG2E, CSSO2G1, MATS
MI	J H Campbell	1710	1	9/3/2025	7	1	163	459.1	Measured	0.253	Calculated	190	Measured	0.105	Calculated	248.2	Measured	0.137	Measured	1811.8	Measured	Coal	Tangentially-fired	Dry Sorbent Injection	Low NOx Burner Technology w/ Closed-coupled/Separated OFA	Baghouse	Halogenated PAC Sorbent Injection	ARP, CSNOX, CSOSG2E, CSSO2G1, MATS
MI	J H Campbell	1710	1	9/3/2025	8	1	163	451.7	Measured	0.252	Calculated	188.3	Measured	0.105	Calculated	247.8	Measured	0.138	Measured	1795.3	Measured	Coal	Tangentially-fired	Dry Sorbent Injection	Low NOx Burner Technology w/ Closed-coupled/Separated OFA	Baghouse	Halogenated PAC Sorbent Injection	ARP, CSNOX, CSOSG2E, CSSO2G1, MATS
MI	J H Campbell	1710	1	9/3/2025	9	1	163	448.2	Measured	0.251	Calculated	187.3	Measured	0.105	Calculated	237.5	Measured	0.133	Measured	1785.5	Measured	Coal	Tangentially-fired	Dry Sorbent Injection	Low NOx Burner Technology w/ Closed-coupled/Separated OFA	Baghouse	Halogenated PAC Sorbent Injection	ARP, CSNOX, CSOSG2E, CSSO2G1, MATS
MI	J H Campbell	1710	1	9/3/2025	10	1	163	444.5	Measured	0.251	Calculated	185.5	Measured	0.105	Calculated	247.6	Measured	0.14	Measured	1768.3	Measured	Coal	Tangentially-fired	Dry Sorbent Injection	Low NOx Burner Technology w/ Closed-coupled/Separated OFA	Baghouse	Halogenated PAC Sorbent Injection	ARP, CSNOX, CSOSG2E, CSSO2G1, MATS
MI	J H Campbell	1710	1	9/3/2025	11	1	163	437.8	Measured	0.247	Calculated	185.9	Measured	0.105	Calculated	258.8	Measured	0.146	Measured	1772.3	Measured	Coal	Tangentially-fired	Dry Sorbent Injection	Low NOx Burner Technology w/ Closed-coupled/Separated OFA	Baghouse	Halogenated PAC Sorbent Injection	ARP, CSNOX, CSOSG2E, CSSO2G1, MATS
MI	J H Campbell	1710	1	9/3/2025	12	1	163	439.1	Measured	0.248	Calculated	185.6	Measured	0.105	Calculated	247.7	Measured	0.14	Measured	1769.6	Measured	Coal	Tangentially-fired	Dry Sorbent Injection	Low NOx Burner Technology w/ Closed-coupled/Separated OFA	Baghouse	Halogenated PAC Sorbent Injection	ARP, CSNOX, CSOSG2E, CSSO2G1, MATS
MI	J H Campbell	1710	1	9/3/2025	13	1	163	441.6	Measured	0.251	Calculated	184.4	Measured	0.105	Calculated	249.7	Measured	0.142	Measured	1758.2	Measured	Coal	Tangentially-fired	Dry Sorbent Injection	Low NOx Burner Technology w/ Closed-coupled/Separated OFA	Baghouse	Halogenated PAC Sorbent Injection	ARP, CSNOX, CSOSG2E, CSSO2G1, MATS
MI	J H Campbell	1710	1	9/3/2025	14	1	163	438.8	Measured	0.247	Calculated	186.1	Measured	0.105	Calculated	241.3	Measured	0.136	Measured	1774.1	Measured	Coal	Tangentially-fired	Dry Sorbent Injection	Low NOx Burner Technology w/ Closed-coupled/Separated OFA	Baghouse	Halogenated PAC Sorbent Injection	ARP, CSNOX, CSOSG2E, CSSO2G1, MATS
MI	J H Campbell	1710	1	9/3/2025	15	1	163	440	Measured	0.249	Calculated	185.3	Measured	0.105	Calculated	245.6	Measured	0.139	Measured	1767.1	Measured	Coal	Tangentially-fired	Dry Sorbent Injection	Low NOx Burner Technology w/ Closed-coupled/Separated OFA	Baghouse	Halogenated PAC Sorbent Injection	ARP, CSNOX, CSOSG2E, CSSO2G1, MATS
MI	J H Campbell	1710	1	9/3/2025	16	1	163	418.9	Measured	0.238	Calculated	184.5	Measured	0.105	Calculated	241	Measured	0.137	Measured	1758.9	Measured	Coal	Tangentially-fired	Dry Sorbent Injection	Low NOx Burner Technology w/ Closed-coupled/Separated OFA	Baghouse	Halogenated PAC Sorbent Injection	ARP, CSNOX, CSOSG2E, CSSO2G1, MATS
MI	J H Campbell	1710	1	9/3/2025	17	1	163	411.1	Measured	0.233	Calculated	185.3	Measured	0.105	Calculated	250.9	Measured	0.142	Measured	1766.6	Measured	Coal	Tangentially-fired	Dry Sorbent Injection	Low NOx Burner Technology w/ Closed-coupled/Separated OFA	Baghouse	Halogenated PAC Sorbent Injection	ARP, CSNOX, CSOSG2E, CSSO2G1, MATS
MI	J H Campbell	1710	1	9/3/2025	18	1	163	411.1	Measured	0.234	Calculated	184.4	Measured	0.105	Calculated	251.4	Measured	0.143	Measured	1758.3	Measured	Coal	Tangentially-fired	Dry Sorbent Injection	Low NOx Burner Technology w/ Closed-coupled/Separated OFA	Baghouse	Halogenated PAC Sorbent Injection	ARP, CSNOX, CSOSG2E, CSSO2G1, MATS
MI	J H Campbell	1710	1	9/3/2025	19	1	163	399.5	Measured	0.227	Calculated	184.3	Measured	0.105	Calculated	247.8	Measured	0.141	Measured	1757.4	Measured	Coal	Tangentially-fired	Dry Sorbent Injection	Low NOx Burner Technology w/ Closed-coupled/Separated OFA	Baghouse	Halogenated PAC Sorbent Injection	ARP, CSNOX, CSOSG2E, CSSO2G1, MATS
MI	J H Campbell	1710	1	9/3/2025	20	1	163	392.3	Measured	0.222	Calculated	185	Measured	0.105	Calculated	238.1	Measured	0.135	Measured	1763.7	Measured	Coal	Tangentially-fired	Dry Sorbent Injection	Low NOx Burner Technology w/ Closed-coupled/Separated OFA	Baghouse	Halogenated PAC Sorbent Injection	ARP, CSNOX, CSOSG2E, CSSO2G1, MATS
MI	J H Campbell	1710	1	9/3/2025	21	1	163	386.3	Measured	0.221	Calculated	183.7	Measured	0.105	Calculated	238.2	Measured	0.136	Measured	1751.5	Measured	Coal	Tangentially-fired	Dry Sorbent Injection	Low NOx Burner Technology w/ Closed-coupled/Separated OFA	Baghouse	Halogenated PAC Sorbent Injection	ARP, CSNOX, CSOSG2E, CSSO2G1, MATS
MI	J H Campbell	1710	1	9/3/2025	22	1	163	390.5	Measured	0.223	Calculated	183.6	Measured	0.105	Calculated	239.9	Measured	0.137	Measured	1751	Measured	Coal	Tangentially-fired	Dry Sorbent Injection	Low NOx Burner Technology w/ Closed-coupled/Separated OFA	Baghouse	Halogenated PAC Sorbent Injection	ARP, CSNOX, CSOSG2E, CSSO2G1, MATS
MI	J H Campbell	1710	1	9/3/2025	23	1	163	395.2	Measured	0.225	Calculated	183.8	Measured	0.105	Calculated	240.1	Measured	0.137	Measured	1752.9	Measured	Coal	Tangentially-fired	Dry Sorbent Injection	Low NOx Burner Technology w/ Closed-coupled/Separated OFA	Baghouse	Halogenated PAC Sorbent Injection	ARP, CSNOX, CSOSG2E, CSSO2G1, MATS
MI	J H Campbell	1710	1	9/4/2025	0	1	163	389.3	Measured	0.222	Calculated	183.5	Measured	0.105	Calculated	238	Measured	0.136	Measured	1749.8	Measured	Coal	Tangentially-fired	Dry Sorbent Injection	Low NOx Burner Technology w/ Closed-coupled/Separated OFA	Baghouse	Halogenated PAC Sorbent Injection	ARP, CSNOX, CSOSG2E, CSSO2G1, MATS
MI	J H Campbell	1710	1	9/4/2025	1	1	164	403.1	Measured	0.231	Calculated	182.7	Measured	0.105	Calculated	236.9	Measured	0.136	Measured	1742	Measured	Coal	Tangentially-fired	Dry Sorbent Injection	Low NOx Burner Technology w/ Closed-coupled/Separated OFA	Baghouse	Halogenated PAC Sorbent Injection	ARP, CSNOX, CSOSG2E, CSSO2G1, MATS
MI	J H Campbell	1710	1	9/4/2025	2	1	163	408.1	Measured	0.235	Calculated	182.4	Measured	0.105	Calculated	231.3	Measured	0.133	Measured	1739.4	Measured	Coal	Tangentially-fired	Dry Sorbent Injection	Low NOx Burner Technology w/ Closed-coupled/Separated OFA	Baghouse	Halogenated PAC Sorbent Injection	ARP, CSNOX, CSOSG2E, CSSO2G1, MATS
MI	J H Campbell	1710	1	9/4/2025	3	1	163	410.4	Measured	0.235	Calculated	182.8	Measured	0.105	Calculated	233.6	Measured	0.134	Measured	1743.3	Measured	Coal	Tangentially-fired	Dry Sorbent Injection	Low NOx Burner Technology w/ Closed-coupled/Separated OFA	Baghouse	Halogenated PAC Sorbent Injection	ARP, CSNOX, CSOSG2E, CSSO2G1, MATS
MI	J H Campbell	1710	1	9/4/2025	4	1	163	404.1	Measured	0.234	Calculated	181.5	Measured	0.105	Calculated	231.9	Measured	0.134	Measured	1730.3	Measured	Coal	Tangentially-fired	Dry Sorbent Injection	Low NOx Burner Technology w/ Closed-coupled/Separated OFA	Baghouse	Halogenated PAC Sorbent Injection	ARP, CSNOX, CSOSG2E, CSSO2G1, MATS
MI	J H Campbell	1710	1	9/4/2025	5	1	163	408.3	Measured	0.234	Calculated	183.1	Measured	0.105	Calculated	239.1	Measured	0.137	Measured	1745.6	Measured	Coal	Tangentially-fired	Dry Sorbent Injection	Low NOx Burner Technology w/ Closed-coupled/Separated OFA	Baghouse	Halogenated PAC Sorbent Injection	ARP, CSNOX, CSOSG2E, CSSO2G1, MATS
MI	J H Campbell	1710	1	9/4/2025	6	1	163	410	Measured	0.234	Calculated	184.1	Measured	0.105	Calculated	238.7	Measured	0.136	Measured	1755	Measured	Coal	Tangentially-fired	Dry Sorbent Injection	Low NOx Burner Technology w/ Closed-coupled/Separated OFA	Baghouse	Halogenated PAC Sorbent Injection	ARP, CSNOX, CSOSG2E, CSSO2G1, MATS
MI	J H Campbell	1710	1	9/4/2025	7	1	163	409	Measured	0.233	Calculated	183.9	Measured	0.105	Calculated	247.2	Measured	0.141	Measured	1753.3	Measured	Coal	Tangentially-fired	Dry Sorbent Injection	Low NOx Burner Technology w/ Closed-coupled/Separated OFA	Baghouse	Halogenated PAC Sorbent Injection	ARP, CSNOX, CSOSG2E, CSSO2G1, MATS
MI	J H Campbell	1710	1	9/4/2025	8	1	163	406.3	Measured	0.235	Calculated	181.4	Measured	0.105	Calculated	242.2	Measured	0.14	Measured	1729.9	Measured	Coal	Tangentially-fired	Dry Sorbent Injection	Low NOx Burner Technology w/ Closed-coupled/Separated OFA	Baghouse	Halogenated PAC Sorbent Injection	ARP, CSNOX, CSOSG2E, CSSO2G1, MATS
MI	J H Campbell	1710	1	9/4/2025	9	1	163	408.3	Measured	0.235	Calculated	182.3	Measured	0.105	Calculated	227.7	Measured	0.131	Measured	1737.8	Measured	Coal	Tangentially-fired	Dry Sorbent Injection	Low NOx Burner Technology w/ Closed-coupled/Separated OFA	Baghouse	Halogenated PAC Sorbent Injection	ARP, CSNOX, CSOSG2E, CSSO2G1, MATS
MI	J H Campbell	1710	1	9/4/2025	10	1	163	407.6	Measured	0.235	Calculated	182.2	Measured	0.105	Calculated	236.2	Measured	0.136	Measured	1737.1	Measured	Coal	Tangentially-fired	Dry Sorbent Injection	Low NOx Burner Technology w/ Closed-coupled/Separated OFA	Baghouse	Halogenated PAC Sorbent Injection	ARP, CSNOX, CSOSG2E, CSSO2G1, MATS
MI	J H Campbell	1710	1	9/4/2025	11	1	163	413.6	Measured	0.238	Calculated	182.4	Measured	0.105	Calculated	245.2	Measured	0.141	Measured	1738.8	Measured	Coal	Tangentially-fired	Dry Sorbent Injection	Low NOx Burner Technology w/ Closed-coupled/Separated OFA	Baghouse	Halogenated PAC Sorbent Injection	ARP, CSNOX, CSOSG2E, CSSO2G1, MATS
MI	J H Campbell	1710	1	9/4/2025	12	1	164	414.7	Measured	0.238	Calculated	183.1	Measured	0.105	Calculated	240.9	Measured	0.138	Measured	1745.5	Measured	Coal	Tangentially-fired	Dry Sorbent Injection	Low NOx Burner Technology w/ Closed-coupled/Separated OFA	Baghouse	Halogenated PAC Sorbent Injection	ARP, CSNOX, CSOSG2E, CSSO2G1, MATS
MI	J H Campbell	1710	1	9/4/2025	13	1	163	411.8	Measured	0.236	Calculated	182.8	Measured	0.105	Calculated	238.8	Measured	0.137	Measured	1743.1	Measured	Coal	Tangentially-fired	Dry Sorbent Injection	Low NOx Burner Technology w/ Closed-coupled/Separated OFA	Baghouse	Halogenated PAC Sorbent Injection	ARP, CSNOX, CSOSG2E, CSSO2G1, MATS
MI	J H Campbell	1710	1	9/4/2025	14	1	163	405.7	Measured	0.234	Calculated	182	Measured	0.105	Calculated	239.4	Measured	0.138	Measured	1735	Measured	Coal	Tangentially-fired	Dry Sorbent Injection	Low NOx Burner Technology w/ Closed-coupled/Separated OFA	Baghouse	Halogenated PAC Sorbent Injection	ARP, CSNOX, CSOSG2E, CSSO2G1, MATS
MI	J H Campbell	1710	1	9/4/2025	15	1	163	397.4	Measured	0.228	Calculated	182.8	Measured	0.105	Calculated	245.7	Measured	0.141	Measured	1742.9	Measured	Coal	Tangentially-fired	Dry Sorbent Injection	Low NOx Burner Technology w/ Closed-coupled/Separated OFA	Baghouse	Halogenated PAC Sorbent Injection	ARP, CSNOX, CSOSG2E, CSSO2G1, MATS
MI	J H Campbell	1710	1	9/4/2025	16	1	160	379.9	Measured	0.222	Calculated	179.3	Measured	0.105	Calculated	239.3	Measured	0.14	Measured	1709.4	Measured	Coal	Tangentially-fired	Dry Sorbent Injection	Low NOx Burner Technology w/ Closed-coupled/Separated OFA	Baghouse	Halogenated PAC Sorbent Injection	ARP, CSNOX, CSOSG2E, CSSO2G1, MATS
MI	J H Campbell	1710	1	9/4/2025	17	1	160	379.9	Measured	0.221	Calculated	180	Measured	0.105	Calculated	231.6	Measured	0.135	Measured	1715.9	Measured	Coal	Tangentially-fired	Dry Sorbent Injection	Low NOx Burner Technology w/ Closed-coupled/Separated OFA	Baghouse	Halogenated PAC Sorbent Injection	ARP, CSNOX, CSOSG2E, CSSO2G1, MATS
MI	J H Campbell	1710	1	9/4/2025	18	1	160	380.2	Measured	0.223	Calculated	179	Measured	0.105	Calculated	235.5	Measured	0.138	Measured	1706.4	Measured	Coal	Tangentially-fired	Dry Sorbent Injection	Low NOx Burner Technology w/ Closed-coupled/Separated OFA	Baghouse	Halogenated PAC Sorbent Injection	ARP, CSNOX, CSOSG2E, CSSO2G1, MATS
MI	J H Campbell	1710	1	9/4/2025	19	1	160	374	Measured	0.22	Calculated	178.1	Measured	0.105	Calculated	232.6	Measured	0.137	Measured	1697.9	Measured	Coal	Tangentially-fired	Dry Sorbent Injection	Low NOx Burner Technology w/ Closed-coupled/Separated OFA	Baghouse	Halogenated PAC Sorbent Injection	ARP, CSNOX, CSOSG2E, CSSO2G1, MATS
MI	J H Campbell	1710	1	9/4/2025	20	1	160	374.3	Measured	0.22	Calculated	178.2	Measured	0.105	Calculated	242.9	Measured	0.143	Measured	1698.7	Measured	Coal	Tangentially-fired	Dry Sorbent Injection	Low NOx Burner Technology w/ Closed-coupled/Separated OFA	Baghouse	Halogenated PAC Sorbent Injection	ARP, CSNOX, CSOSG2E, CSSO2G1, MATS
MI	J H Campbell	1710	1	9/4/2025	21	1	160	369.5	Measured	0.218	Calculated	178.1	Measured	0.105	Calculated	247.9	Measured	0.146	Measured	1698	Measured	Coal	Tangentially-fired	Dry Sorbent Injection	Low NOx Burner Technology w/ Closed-coupled/Separated OFA	Baghouse	Halogenated PAC Sorbent Injection	ARP, CSNOX, CSOSG2E, CSSO2G1, MATS
MI	J H Campbell	1710	1	9/4/2025	22	1	160	382.3	Measured	0.225	Calculated	178	Measured	0.105	Calculated	246.1	Measured	0.145	Measured	1696.9	Measured	Coal	Tangentially-fired	Dry Sorbent Injection	Low NOx Burner Technology w/ Closed-coupled/Separated OFA	Baghouse	Halogenated PAC Sorbent Injection	ARP, CSNOX, CSOSG2E, CSSO2G1, MATS
MI	J H Campbell	1710	1	9/4/2025	23	1	160	421.1	Measured	0.248	Calculated	177.8	Measured	0.105	Calculated	240.7	Measured	0.142	Measured	1695	Measured	Coal	Tangentially-fired	Dry Sorbent Injection	Low NOx Burner Technology w/ Closed-coupled/Separated OFA	Baghouse	Halogenated PAC Sorbent Injection	ARP, CSNOX, CSOSG2E, CSSO2G1, MATS
MI	J H Campbell	1710	1	9/5/2025	0	1	160	382.6	Measured	0.228	Calculated	175.7	Measured	0.105	Calculated	236.2	Measured	0.141	Measured	1675.3	Measured	Coal	Tangentially-fired	Dry Sorbent Injection	Low NOx Burner Technology w/ Closed-coupled/Separated OFA	Baghouse	Halogenated PAC Sorbent Injection	ARP, CSNOX, CSOSG2E, CSSO2G1, MATS
MI	J H Campbell	1710	1	9/5/2025	1	1	160	403.6	Measured	0.239	Calculated	177.4	Measured	0.105	Calculated	228.3	Measured	0.135	Measured	1691.3	Measured	Coal	Tangentially-fired	Dry Sorbent Injection	Low NOx Burner Technology w/ Closed-coupled/Separated OFA	Baghouse	Halogenated PAC Sorbent Injection	ARP, CSNOX, CSOSG2E, CSSO2G1, MATS
MI	J H Campbell	1710	1	9/5/2025	2	1	160	424.1	Measured	0.25	Calculated	177.8	Measured	0.105	Calculated	240.8	Measured	0.142	Measured	1695.6	Measured	Coal	Tangentially-fired	Dry Sorbent Injection	Low NOx Burner Technology w/ Closed-coupled/Separated OFA	Baghouse	Halogenated PAC Sorbent Injection	ARP, CSNOX, CSOSG2E, CSSO2G1, MATS
MI	J H Campbell	1710	1	9/5/2025	3	1	160	426.8	Measured	0.251	Calculated	178.4	Measured	0.105	Calculated	236.4	Measured	0.139	Measured	1701	Measured	Coal	Tangentially-fired	Dry Sorbent Injection	Low NOx Burner Technology w/ Closed-coupled/Separated OFA	Baghouse	Halogenated PAC Sorbent Injection	ARP, CSNOX, CSOSG2E, CSSO2G1, MATS
MI	J H Campbell	1710	1	9/5/2025	4	1	160	411.9	Measured	0.245	Calculated	176.2	Measured	0.105	Calculated	248.6	Measured	0.148	Measured	1680	Measured	Coal	Tangentially-fired	Dry Sorbent Injection	Low NOx Burner Technology w/ Closed-coupled/Separated OFA	Baghouse	Halogenated PAC Sorbent Injection	ARP, CSNOX, CSOSG2E, CSSO2G1, MATS
MI	J H Campbell	1710	1	9/5/2025	5	1	160	417.6	Measured	0.247	Calculated	177.6	Measured	0.105	Calculated	255.7	Measured	0.151	Measured	1693.7	Measured	Coal	Tangentially-fired	Dry Sorbent Injection	Low NOx Burner Technology w/ Closed-coupled/Separated OFA	Baghouse	Halogenated PAC Sorbent Injection	ARP, CSNOX, CSOSG2E, CSSO2G1, MATS
MI	J H Campbell	1710	1	9/5/2025	6	1	160	421.1	Measured	0.249	Calculated	177.6	Measured	0.105	Calculated	257.3	Measured	0.152	Measured	1692.9	Measured	Coal	Tangentially-fired	Dry Sorbent Injection	Low NOx Burner Technology w/ Closed-coupled/Separated OFA	Baghouse	Halogenated PAC Sorbent Injection	ARP, CSNOX, CSOSG2E, CSSO2G1, MATS
MI	J H Campbell	1710	1	9/5/2025	7	1	160	428.6	Measured	0.252	Calculated	178.4	Measured	0.105	Calculated	260.2	Measured	0.153	Measured	1700.5	Measured	Coal	Tangentially-fired	Dry Sorbent Injection	Low NOx Burner Technology w/ Closed-coupled/Separated OFA	Baghouse	Halogenated PAC Sorbent Injection	ARP, CSNOX, CSOSG2E, CSSO2G1, MATS
MI	J H Campbell	1710	1	9/5/2025	8	1	160	432.4	Measured	0.255	Calculated	178	Measured	0.105	Calculated	254.5	Measured	0.15	Measured	1696.8	Measured	Coal	Tangentially-fired	Dry Sorbent Injection	Low NOx Burner Technology w/ Closed-coupled/Separated OFA	Baghouse	Halogenated PAC Sorbent Injection	ARP, CSNOX, CSOSG2E, CSSO2G1, MATS
MI	J H Campbell	1710	1	9/5/2025	9	1	160	424.6	Measured	0.251	Calculated	177.4	Measured	0.105	Calculated	250.4	Measured	0.148	Measured	1691.9	Measured	Coal	Tangentially-fired	Dry Sorbent Injection	Low NOx Burner Technology w/ Closed-coupled/Separated OFA	Baghouse	Halogenated PAC Sorbent Injection	ARP, CSNOX, CSOSG2E, CSSO2G1, MATS
MI	J H Campbell	1710	1	9/5/2025	10	1	160	415.7	Measured	0.247	Calculated	176.8	Measured	0.105	Calculated	246.2	Measured	0.146	Measured	1686.1	Measured	Coal	Tangentially-fired	Dry Sorbent Injection	Low NOx Burner Technology w/ Closed-coupled/Separated OFA	Baghouse	Halogenated PAC Sorbent Injection	ARP, CSNOX, CSOSG2E, CSSO2G1, MATS
MI	J H Campbell	1710	1	9/5/2025	11	1	160	413.8	Measured	0.244	Calculated	178	Measured	0.105	Calculated	239.3	Measured	0.141	Measured	1697	Measured	Coal	Tangentially-fired	Dry Sorbent Injection	Low NOx Burner Technology w/ Closed-coupled/Separated OFA	Baghouse	Halogenated PAC Sorbent Injection	ARP, CSNOX, CSOSG2E, CSSO2G1, MATS
MI	J H Campbell	1710	1	9/5/2025	12	1	161	427.9	Measured	0.252	Calculated	178.1	Measured	0.105	Calculated	237.7	Measured	0.14	Measured	1698.2	Measured	Coal	Tangentially-fired	Dry Sorbent Injection	Low NOx Burner Technology w/ Closed-coupled/Separated OFA	Baghouse	Halogenated PAC Sorbent Injection	ARP, CSNOX, CSOSG2E, CSSO2G1, MATS
MI	J H Campbell	1710	1	9/5/2025	13	1	160	489.7	Measured	0.287	Calculated	178.7	Measured	0.105	Calculated	243.6	Measured	0.143	Measured	1703.6	Measured	Coal	Tangentially-fired	Dry Sorbent Injection	Low NOx Burner Technology w/ Closed-coupled/Separated OFA	Baghouse	Halogenated PAC Sorbent Injection	ARP, CSNOX, CSOSG2E, CSSO2G1, MATS
MI	J H Campbell	1710	1	9/5/2025	14	1	160	382.6	Measured	0.225	Calculated	178.2	Measured	0.105	Calculated	231.1	Measured	0.136	Measured	1699.4	Measured	Coal	Tangentially-fired	Dry Sorbent Injection	Low NOx Burner Technology w/ Closed-coupled/Separated OFA	Baghouse	Halogenated PAC Sorbent Injection	ARP, CSNOX, CSOSG2E, CSSO2G1, MATS
MI	J H Campbell	1710	1	9/5/2025	15	1	160	390.6	Measured	0.23	Calculated	178	Measured	0.105	Calculated	237.6	Measured	0.14	Measured	1697.2	Measured	Coal	Tangentially-fired	Dry Sorbent Injection	Low NOx Burner Technology w/ Closed-coupled/Separated OFA	Baghouse	Halogenated PAC Sorbent Injection	ARP, CSNOX, CSOSG2E, CSSO2G1, MATS
MI	J H Campbell	1710	1	9/5/2025	16	1	160	442.5	Measured	0.259	Calculated	178.9	Measured	0.105	Calculated	242.3	Measured	0.142	Measured	1706.1	Measured	Coal	Tangentially-fired	Dry Sorbent Injection	Low NOx Burner Technology w/ Closed-coupled/Separated OFA	Baghouse	Halogenated PAC Sorbent Injection	ARP, CSNOX, CSOSG2E, CSSO2G1, MATS
MI	J H Campbell	1710	1	9/5/2025	17	1	160	409.6	Measured	0.242	Calculated	177.6	Measured	0.105	Calculated	230.3	Measured	0.136	Measured	1693.1	Measured	Coal	Tangentially-fired	Dry Sorbent Injection	Low NOx Burner Technology w/ Closed-coupled/Separated OFA	Baghouse	Halogenated PAC Sorbent Injection	ARP, CSNOX, CSOSG2E, CSSO2G1, MATS
MI	J H Campbell	1710	1	9/5/2025	18	1	160	457.3	Measured	0.269	Calculated	178.4	Measured	0.105	Calculated	239.8	Measured	0.141	Measured	1700.8	Measured	Coal	Tangentially-fired	Dry Sorbent Injection	Low NOx Burner Technology w/ Closed-coupled/Separated OFA	Baghouse	Halogenated PAC Sorbent Injection	ARP, CSNOX, CSOSG2E, CSSO2G1, MATS
MI	J H Campbell	1710	1	9/5/2025	19	1	160	484.4	Measured	0.284	Calculated	178.6	Measured	0.105	Calculated	240.1	Measured	0.141	Measured	1702.8	Measured	Coal	Tangentially-fired	Dry Sorbent Injection	Low NOx Burner Technology w/ Closed-coupled/Separated OFA	Baghouse	Halogenated PAC Sorbent Injection	ARP, CSNOX, CSOSG2E, CSSO2G1, MATS
MI	J H Campbell	1710	1	9/5/2025	20	1	160	353.7	Measured	0.207	Calculated	179.2	Measured	0.105	Calculated	240.9	Measured	0.141	Measured	1708.5	Measured	Coal	Tangentially-fired	Dry Sorbent Injection	Low NOx Burner Technology w/ Closed-coupled/Separated OFA	Baghouse	Halogenated PAC Sorbent Injection	ARP, CSNOX, CSOSG2E, CSSO2G1, MATS
MI	J H Campbell	1710	1	9/5/2025	21	1	160	408.4	Measured	0.24	Calculated	178.5	Measured	0.105	Calculated	243.3	Measured	0.143	Measured	1701.7	Measured	Coal	Tangentially-fired	Dry Sorbent Injection	Low NOx Burner Technology w/ Closed-coupled/Separated OFA	Baghouse	Halogenated PAC Sorbent Injection	ARP, CSNOX, CSOSG2E, CSSO2G1, MATS
MI	J H Campbell	1710	1	9/5/2025	22	1	160	446.6	Measured	0.263	Calculated	178.2	Measured	0.105	Calculated	241.2	Measured	0.142	Measured	1698.7	Measured	Coal	Tangentially-fired	Dry Sorbent Injection	Low NOx Burner Technology w/ Closed-coupled/Separated OFA	Baghouse	Halogenated PAC Sorbent Injection	ARP, CSNOX, CSOSG2E, CSSO2G1, MATS
MI	J H Campbell	1710	1	9/5/2025	23	1	160	404.9	Measured	0.237	Calculated	179	Measured	0.105	Calculated	244	Measured	0.143	Measured	1706.4	Measured	Coal	Tangentially-fired	Dry Sorbent Injection	Low NOx Burner Technology w/ Closed-coupled/Separated OFA	Baghouse	Halogenated PAC Sorbent Injection	ARP, CSNOX, CSOSG2E, CSSO2G1, MATS
MI	J H Campbell	1710	1	9/6/2025	0	1	160	458.4	Measured	0.271	Calculated	177.7	Measured	0.105	Calculated	238.9	Measured	0.141	Measured	1694.4	Measured	Coal	Tangentially-fired	Dry Sorbent Injection	Low NOx Burner Technology w/ Closed-coupled/Separated OFA	Baghouse	Halogenated PAC Sorbent Injection	ARP, CSNOX, CSOSG2E, CSS

MI	J H Campbell	1710	1	9/8/2025	0	1	160	431.3	Measured	0.248	Calculated	182.1	Measured	0.105	Calculated	224	Measured	0.129	Measured	1736.6	Measured	Coal	Tangentially-fired	Dry Sorbent Injection	Low NOx Burner Technology w/ Closed-coupled/Separated OFA	Baghouse	Halogenated PAC Sorbent Injection	ARP, CSNOX, CSOSG2E, CSSO2G1, MATS
MI	J H Campbell	1710	1	9/8/2025	1	1	160	428.6	Measured	0.246	Calculated	182.6	Measured	0.105	Calculated	226.3	Measured	0.13	Measured	1740.7	Measured	Coal	Tangentially-fired	Dry Sorbent Injection	Low NOx Burner Technology w/ Closed-coupled/Separated OFA	Baghouse	Halogenated PAC Sorbent Injection	ARP, CSNOX, CSOSG2E, CSSO2G1, MATS
MI	J H Campbell	1710	1	9/8/2025	2	1	160	432.2	Measured	0.249	Calculated	182.1	Measured	0.105	Calculated	232.6	Measured	0.134	Measured	1736	Measured	Coal	Tangentially-fired	Dry Sorbent Injection	Low NOx Burner Technology w/ Closed-coupled/Separated OFA	Baghouse	Halogenated PAC Sorbent Injection	ARP, CSNOX, CSOSG2E, CSSO2G1, MATS
MI	J H Campbell	1710	1	9/8/2025	3	1	160	447.6	Measured	0.26	Calculated	180.5	Measured	0.105	Calculated	227.2	Measured	0.132	Measured	1721.4	Measured	Coal	Tangentially-fired	Dry Sorbent Injection	Low NOx Burner Technology w/ Closed-coupled/Separated OFA	Baghouse	Halogenated PAC Sorbent Injection	ARP, CSNOX, CSOSG2E, CSSO2G1, MATS
MI	J H Campbell	1710	1	9/8/2025	4	1	160	490.9	Measured	0.29	Calculated	177.7	Measured	0.105	Calculated	225.3	Measured	0.133	Measured	1694.1	Measured	Coal	Tangentially-fired	Dry Sorbent Injection	Low NOx Burner Technology w/ Closed-coupled/Separated OFA	Baghouse	Halogenated PAC Sorbent Injection	ARP, CSNOX, CSOSG2E, CSSO2G1, MATS
MI	J H Campbell	1710	1	9/8/2025	5	1	160	455.3	Measured	0.266	Calculated	179.7	Measured	0.105	Calculated	221	Measured	0.129	Measured	1713.5	Measured	Coal	Tangentially-fired	Dry Sorbent Injection	Low NOx Burner Technology w/ Closed-coupled/Separated OFA	Baghouse	Halogenated PAC Sorbent Injection	ARP, CSNOX, CSOSG2E, CSSO2G1, MATS
MI	J H Campbell	1710	1	9/8/2025	6	1	160	414.2	Measured	0.243	Calculated	178.8	Measured	0.105	Calculated	223.3	Measured	0.131	Measured	1704.5	Measured	Coal	Tangentially-fired	Dry Sorbent Injection	Low NOx Burner Technology w/ Closed-coupled/Separated OFA	Baghouse	Halogenated PAC Sorbent Injection	ARP, CSNOX, CSOSG2E, CSSO2G1, MATS
MI	J H Campbell	1710	1	9/8/2025	7	1	161	382.8	Measured	0.223	Calculated	180	Measured	0.105	Calculated	221.4	Measured	0.129	Measured	1716.4	Measured	Coal	Tangentially-fired	Dry Sorbent Injection	Low NOx Burner Technology w/ Closed-coupled/Separated OFA	Baghouse	Halogenated PAC Sorbent Injection	ARP, CSNOX, CSOSG2E, CSSO2G1, MATS
MI	J H Campbell	1710	1	9/8/2025	8	1	160	396.9	Measured	0.236	Calculated	176.7	Measured	0.105	Calculated	217.3	Measured	0.129	Measured	1684.4	Measured	Coal	Tangentially-fired	Dry Sorbent Injection	Low NOx Burner Technology w/ Closed-coupled/Separated OFA	Baghouse	Halogenated PAC Sorbent Injection	ARP, CSNOX, CSOSG2E, CSSO2G1, MATS
MI	J H Campbell	1710	1	9/8/2025	9	1	160	425.2	Measured	0.252	Calculated	176.8	Measured	0.105	Calculated	217.4	Measured	0.129	Measured	1685.5	Measured	Coal	Tangentially-fired	Dry Sorbent Injection	Low NOx Burner Technology w/ Closed-coupled/Separated OFA	Baghouse	Halogenated PAC Sorbent Injection	ARP, CSNOX, CSOSG2E, CSSO2G1, MATS
MI	J H Campbell	1710	1	9/8/2025	10	1	160	435.5	Measured	0.257	Calculated	177.9	Measured	0.105	Calculated	222.2	Measured	0.131	Measured	1695.9	Measured	Coal	Tangentially-fired	Dry Sorbent Injection	Low NOx Burner Technology w/ Closed-coupled/Separated OFA	Baghouse	Halogenated PAC Sorbent Injection	ARP, CSNOX, CSOSG2E, CSSO2G1, MATS
MI	J H Campbell	1710	1	9/8/2025	11	1	160	457.6	Measured	0.269	Calculated	178.3	Measured	0.105	Calculated	217.6	Measured	0.128	Measured	1699.7	Measured	Coal	Tangentially-fired	Dry Sorbent Injection	Low NOx Burner Technology w/ Closed-coupled/Separated OFA	Baghouse	Halogenated PAC Sorbent Injection	ARP, CSNOX, CSOSG2E, CSSO2G1, MATS
MI	J H Campbell	1710	1	9/8/2025	12	1	160	441.5	Measured	0.26	Calculated	178	Measured	0.105	Calculated	218.9	Measured	0.129	Measured	1697.1	Measured	Coal	Tangentially-fired	Dry Sorbent Injection	Low NOx Burner Technology w/ Closed-coupled/Separated OFA	Baghouse	Halogenated PAC Sorbent Injection	ARP, CSNOX, CSOSG2E, CSSO2G1, MATS
MI	J H Campbell	1710	1	9/8/2025	13	1	160	434.7	Measured	0.256	Calculated	178.4	Measured	0.105	Calculated	236.5	Measured	0.139	Measured	1701.3	Measured	Coal	Tangentially-fired	Dry Sorbent Injection	Low NOx Burner Technology w/ Closed-coupled/Separated OFA	Baghouse	Halogenated PAC Sorbent Injection	ARP, CSNOX, CSOSG2E, CSSO2G1, MATS
MI	J H Campbell	1710	1	9/8/2025	14	1	160	431.3	Measured	0.254	Calculated	178.4	Measured	0.105	Calculated	236.4	Measured	0.139	Measured	1700.6	Measured	Coal	Tangentially-fired	Dry Sorbent Injection	Low NOx Burner Technology w/ Closed-coupled/Separated OFA	Baghouse	Halogenated PAC Sorbent Injection	ARP, CSNOX, CSOSG2E, CSSO2G1, MATS
MI	J H Campbell	1710	1	9/8/2025	15	1	160	420.7	Measured	0.246	Calculated	179.4	Measured	0.105	Calculated	254.8	Measured	0.149	Measured	1710.3	Measured	Coal	Tangentially-fired	Dry Sorbent Injection	Low NOx Burner Technology w/ Closed-coupled/Separated OFA	Baghouse	Halogenated PAC Sorbent Injection	ARP, CSNOX, CSOSG2E, CSSO2G1, MATS
MI	J H Campbell	1710	1	9/8/2025	16	1	160	420.1	Measured	0.248	Calculated	177.8	Measured	0.105	Calculated	245.8	Measured	0.145	Measured	1694.9	Measured	Coal	Tangentially-fired	Dry Sorbent Injection	Low NOx Burner Technology w/ Closed-coupled/Separated OFA	Baghouse	Halogenated PAC Sorbent Injection	ARP, CSNOX, CSOSG2E, CSSO2G1, MATS
MI	J H Campbell	1710	1	9/8/2025	17	1	160	423.8	Measured	0.251	Calculated	177.4	Measured	0.105	Calculated	243.6	Measured	0.144	Measured	1691.4	Measured	Coal	Tangentially-fired	Dry Sorbent Injection	Low NOx Burner Technology w/ Closed-coupled/Separated OFA	Baghouse	Halogenated PAC Sorbent Injection	ARP, CSNOX, CSOSG2E, CSSO2G1, MATS
MI	J H Campbell	1710	1	9/8/2025	18	1	160	421.8	Measured	0.251	Calculated	176.5	Measured	0.105	Calculated	249.1	Measured	0.148	Measured	1683.3	Measured	Coal	Tangentially-fired	Dry Sorbent Injection	Low NOx Burner Technology w/ Closed-coupled/Separated OFA	Baghouse	Halogenated PAC Sorbent Injection	ARP, CSNOX, CSOSG2E, CSSO2G1, MATS
MI	J H Campbell	1710	1	9/8/2025	19	1	161	410.6	Measured	0.242	Calculated	178.2	Measured	0.105	Calculated	251.4	Measured	0.148	Measured	1698.9	Measured	Coal	Tangentially-fired	Dry Sorbent Injection	Low NOx Burner Technology w/ Closed-coupled/Separated OFA	Baghouse	Halogenated PAC Sorbent Injection	ARP, CSNOX, CSOSG2E, CSSO2G1, MATS
MI	J H Campbell	1710	1	9/8/2025	20	1	164	426.1	Measured	0.245	Calculated	182.3	Measured	0.105	Calculated	253.8	Measured	0.146	Measured	1738.1	Measured	Coal	Tangentially-fired	Dry Sorbent Injection	Low NOx Burner Technology w/ Closed-coupled/Separated OFA	Baghouse	Halogenated PAC Sorbent Injection	ARP, CSNOX, CSOSG2E, CSSO2G1, MATS
MI	J H Campbell	1710	1	9/8/2025	21	1	189	489	Measured	0.248	Calculated	206.4	Measured	0.105	Calculated	253.9	Measured	0.129	Measured	1968.2	Measured	Coal	Tangentially-fired	Dry Sorbent Injection	Low NOx Burner Technology w/ Closed-coupled/Separated OFA	Baghouse	Halogenated PAC Sorbent Injection	ARP, CSNOX, CSOSG2E, CSSO2G1, MATS
MI	J H Campbell	1710	1	9/8/2025	22	1	189	513.2	Measured	0.262	Calculated	205.3	Measured	0.105	Calculated	252.5	Measured	0.129	Measured	1957.3	Measured	Coal	Tangentially-fired	Dry Sorbent Injection	Low NOx Burner Technology w/ Closed-coupled/Separated OFA	Baghouse	Halogenated PAC Sorbent Injection	ARP, CSNOX, CSOSG2E, CSSO2G1, MATS
MI	J H Campbell	1710	1	9/8/2025	23	1	189	711.2	Measured	0.362	Calculated	206.1	Measured	0.105	Calculated	257.5	Measured	0.131	Measured	1965.5	Measured	Coal	Tangentially-fired	Dry Sorbent Injection	Low NOx Burner Technology w/ Closed-coupled/Separated OFA	Baghouse	Halogenated PAC Sorbent Injection	ARP, CSNOX, CSOSG2E, CSSO2G1, MATS
MI	J H Campbell	1710	1	9/9/2025	0	1	190	527.1	Measured	0.27	Calculated	204.8	Measured	0.105	Calculated	248	Measured	0.127	Measured	1952.5	Measured	Coal	Tangentially-fired	Dry Sorbent Injection	Low NOx Burner Technology w/ Closed-coupled/Separated OFA	Baghouse	Halogenated PAC Sorbent Injection	ARP, CSNOX, CSOSG2E, CSSO2G1, MATS
MI	J H Campbell	1710	1	9/9/2025	1	1	190	491.5	Measured	0.252	Calculated	204.7	Measured	0.105	Calculated	242	Measured	0.124	Measured	1951.7	Measured	Coal	Tangentially-fired	Dry Sorbent Injection	Low NOx Burner Technology w/ Closed-coupled/Separated OFA	Baghouse	Halogenated PAC Sorbent Injection	ARP, CSNOX, CSOSG2E, CSSO2G1, MATS
MI	J H Campbell	1710	1	9/9/2025	2	1	189	477.5	Measured	0.245	Calculated	204.1	Measured	0.105	Calculated	245.2	Measured	0.126	Measured	1946	Measured	Coal	Tangentially-fired	Dry Sorbent Injection	Low NOx Burner Technology w/ Closed-coupled/Separated OFA	Baghouse	Halogenated PAC Sorbent Injection	ARP, CSNOX, CSOSG2E, CSSO2G1, MATS
MI	J H Campbell	1710	1	9/9/2025	3	1	190	484.4	Measured	0.246	Calculated	206.4	Measured	0.105	Calculated	247.9	Measured	0.126	Measured	1967.8	Measured	Coal	Tangentially-fired	Dry Sorbent Injection	Low NOx Burner Technology w/ Closed-coupled/Separated OFA	Baghouse	Halogenated PAC Sorbent Injection	ARP, CSNOX, CSOSG2E, CSSO2G1, MATS
MI	J H Campbell	1710	1	9/9/2025	4	1	189	493.2	Measured	0.255	Calculated	203	Measured	0.105	Calculated	249.7	Measured	0.129	Measured	1935.7	Measured	Coal	Tangentially-fired	Dry Sorbent Injection	Low NOx Burner Technology w/ Closed-coupled/Separated OFA	Baghouse	Halogenated PAC Sorbent Injection	ARP, CSNOX, CSOSG2E, CSSO2G1, MATS
MI	J H Campbell	1710	1	9/9/2025	5	1	190	496.9	Measured	0.253	Calculated	206.1	Measured	0.105	Calculated	253.5	Measured	0.129	Measured	1964.8	Measured	Coal	Tangentially-fired	Dry Sorbent Injection	Low NOx Burner Technology w/ Closed-coupled/Separated OFA	Baghouse	Halogenated PAC Sorbent Injection	ARP, CSNOX, CSOSG2E, CSSO2G1, MATS
MI	J H Campbell	1710	1	9/9/2025	6	1	190	494.3	Measured	0.251	Calculated	206.7	Measured	0.105	Calculated	252.3	Measured	0.128	Measured	1970.9	Measured	Coal	Tangentially-fired	Dry Sorbent Injection	Low NOx Burner Technology w/ Closed-coupled/Separated OFA	Baghouse	Halogenated PAC Sorbent Injection	ARP, CSNOX, CSOSG2E, CSSO2G1, MATS
MI	J H Campbell	1710	1	9/9/2025	7	1	204	539.7	Measured	0.261	Calculated	216.6	Measured	0.105	Calculated	274.7	Measured	0.133	Measured	2065.7	Measured	Coal	Tangentially-fired	Dry Sorbent Injection	Low NOx Burner Technology w/ Closed-coupled/Separated OFA	Baghouse	Halogenated PAC Sorbent Injection	ARP, CSNOX, CSOSG2E, CSSO2G1, MATS
MI	J H Campbell	1710	1	9/9/2025	8	1	234	584	Measured	0.256	Calculated	239.4	Measured	0.105	Calculated	353.8	Measured	0.155	Measured	2282.6	Measured	Coal	Tangentially-fired	Dry Sorbent Injection	Low NOx Burner Technology w/ Closed-coupled/Separated OFA	Baghouse	Halogenated PAC Sorbent Injection	ARP, CSNOX, CSOSG2E, CSSO2G1, MATS
MI	J H Campbell	1710	1	9/9/2025	9	1	234	572.5	Measured	0.247	Calculated	243.2	Measured	0.105	Calculated	364	Measured	0.157	Measured	2318.4	Measured	Coal	Tangentially-fired	Dry Sorbent Injection	Low NOx Burner Technology w/ Closed-coupled/Separated OFA	Baghouse	Halogenated PAC Sorbent Injection	ARP, CSNOX, CSOSG2E, CSSO2G1, MATS
MI	J H Campbell	1710	1	9/9/2025	10	1	234	567.7	Measured	0.242	Calculated	245.7	Measured	0.105	Calculated	363.1	Measured	0.155	Measured	2342.9	Measured	Coal	Tangentially-fired	Dry Sorbent Injection	Low NOx Burner Technology w/ Closed-coupled/Separated OFA	Baghouse	Halogenated PAC Sorbent Injection	ARP, CSNOX, CSOSG2E, CSSO2G1, MATS
MI	J H Campbell	1710	1	9/9/2025	11	1	233	535.5	Measured	0.229	Calculated	245	Measured	0.105	Calculated	362.1	Measured	0.155	Measured	2336.1	Measured	Coal	Tangentially-fired	Dry Sorbent Injection	Low NOx Burner Technology w/ Closed-coupled/Separated OFA	Baghouse	Halogenated PAC Sorbent Injection	ARP, CSNOX, CSOSG2E, CSSO2G1, MATS
MI	J H Campbell	1710	1	9/9/2025	12	1	234	565.1	Measured	0.243	Calculated	243.8	Measured	0.105	Calculated	360.4	Measured	0.155	Measured	2324.9	Measured	Coal	Tangentially-fired	Dry Sorbent Injection	Low NOx Burner Technology w/ Closed-coupled/Separated OFA	Baghouse	Halogenated PAC Sorbent Injection	ARP, CSNOX, CSOSG2E, CSSO2G1, MATS
MI	J H Campbell	1710	1	9/9/2025	13	1	234	585.7	Measured	0.252	Calculated	243.4	Measured	0.105	Calculated	362	Measured	0.156	Measured	2320.8	Measured	Coal	Tangentially-fired	Dry Sorbent Injection	Low NOx Burner Technology w/ Closed-coupled/Separated OFA	Baghouse	Halogenated PAC Sorbent Injection	ARP, CSNOX, CSOSG2E, CSSO2G1, MATS
MI	J H Campbell	1710	1	9/9/2025	14	1	234	596.2	Measured	0.257	Calculated	243.8	Measured	0.105	Calculated	362.6	Measured	0.156	Measured	2324.2	Measured	Coal	Tangentially-fired	Dry Sorbent Injection	Low NOx Burner Technology w/ Closed-coupled/Separated OFA	Baghouse	Halogenated PAC Sorbent Injection	ARP, CSNOX, CSOSG2E, CSSO2G1, MATS
MI	J H Campbell	1710	1	9/9/2025	15	1	234	577.8	Measured	0.247	Calculated	245.4	Measured	0.105	Calculated	362.7	Measured	0.155	Measured	2340.1	Measured	Coal	Tangentially-fired	Dry Sorbent Injection	Low NOx Burner Technology w/ Closed-coupled/Separated OFA	Baghouse	Halogenated PAC Sorbent Injection	ARP, CSNOX, CSOSG2E, CSSO2G1, MATS
MI	J H Campbell	1710	1	9/9/2025	16	1	234	576.4	Measured	0.248	Calculated	243.5	Measured	0.105	Calculated	364.5	Measured	0.157	Measured	2321.8	Measured	Coal	Tangentially-fired	Dry Sorbent Injection	Low NOx Burner Technology w/ Closed-coupled/Separated OFA	Baghouse	Halogenated PAC Sorbent Injection	ARP, CSNOX, CSOSG2E, CSSO2G1, MATS
MI	J H Campbell	1710	1	9/9/2025	17	1	234	575.1	Measured	0.248	Calculated	243.2	Measured	0.105	Calculated	368.7	Measured	0.159	Measured	2319.1	Measured	Coal	Tangentially-fired	Dry Sorbent Injection	Low NOx Burner Technology w/ Closed-coupled/Separated OFA	Baghouse	Halogenated PAC Sorbent Injection	ARP, CSNOX, CSOSG2E, CSSO2G1, MATS
MI	J H Campbell	1710	1	9/9/2025	18	1	234	581.4	Measured	0.249	Calculated	245.2	Measured	0.105	Calculated	364.7	Measured	0.156	Measured	2337.7	Measured	Coal	Tangentially-fired	Dry Sorbent Injection	Low NOx Burner Technology w/ Closed-coupled/Separated OFA	Baghouse	Halogenated PAC Sorbent Injection	ARP, CSNOX, CSOSG2E, CSSO2G1, MATS
MI	J H Campbell	1710	1	9/9/2025	19	1	233	578.4	Measured	0.251	Calculated	242.1	Measured	0.105	Calculated	364.7	Measured	0.158	Measured	2308.5	Measured	Coal	Tangentially-fired	Dry Sorbent Injection	Low NOx Burner Technology w/ Closed-coupled/Separated OFA	Baghouse	Halogenated PAC Sorbent Injection	ARP, CSNOX, CSOSG2E, CSSO2G1, MATS
MI	J H Campbell	1710	1	9/9/2025	20	1	233	574.5	Measured	0.247	Calculated	244	Measured	0.105	Calculated	369.9	Measured	0.159	Measured	2326.5	Measured	Coal	Tangentially-fired	Dry Sorbent Injection	Low NOx Burner Technology w/ Closed-coupled/Separated OFA	Baghouse	Halogenated PAC Sorbent Injection	ARP, CSNOX, CSOSG2E, CSSO2G1, MATS
MI	J H Campbell	1710	1	9/9/2025	21	1	234	588.8	Measured	0.252	Calculated	244.8	Measured	0.105	Calculated	368.7	Measured	0.158	Measured	2333.8	Measured	Coal	Tangentially-fired	Dry Sorbent Injection	Low NOx Burner Technology w/ Closed-coupled/Separated OFA	Baghouse	Halogenated PAC Sorbent Injection	ARP, CSNOX, CSOSG2E, CSSO2G1, MATS
MI	J H Campbell	1710	1	9/9/2025	22	1	234	580.6	Measured	0.249	Calculated	244.1	Measured	0.105	Calculated	365.4	Measured	0.157	Measured	2327.4	Measured	Coal	Tangentially-fired	Dry Sorbent Injection	Low NOx Burner Technology w/ Closed-coupled/Separated OFA	Baghouse	Halogenated PAC Sorbent Injection	ARP, CSNOX, CSOSG2E, CSSO2G1, MATS
MI	J H Campbell	1710	1	9/9/2025	23	1	233	581.3	Measured	0.252	Calculated	242.1	Measured	0.105	Calculated	369.3	Measured	0.16	Measured	2308	Measured	Coal	Tangentially-fired	Dry Sorbent Injection	Low NOx Burner Technology w/ Closed-coupled/Separated OFA	Baghouse	Halogenated PAC Sorbent Injection	ARP, CSNOX, CSOSG2E, CSSO2G1, MATS
MI	J H Campbell	1710	1	########	0	1	234	581.7	Measured	0.25	Calculated	243.8	Measured	0.105	Calculated	369.6	Measured	0.159	Measured	2324.3	Measured	Coal	Tangentially-fired	Dry Sorbent Injection	Low NOx Burner Technology w/ Closed-coupled/Separated OFA	Baghouse	Halogenated PAC Sorbent Injection	ARP, CSNOX, CSOSG2E, CSSO2G1, MATS
MI	J H Campbell	1710	1	########	1	1	234	597.9	Measured	0.259	Calculated	242.3	Measured	0.105	Calculated	365	Measured	0.158	Measured	2310	Measured	Coal	Tangentially-fired	Dry Sorbent Injection	Low NOx Burner Technology w/ Closed-coupled/Separated OFA	Baghouse	Halogenated PAC Sorbent Injection	ARP, CSNOX, CSOSG2E, CSSO2G1, MATS
MI	J H Campbell	1710	1	########	2	1	233	588.3	Measured	0.255	Calculated	241.5	Measured	0.105	Calculated	366.1	Measured	0.159	Measured	2302.8	Measured	Coal	Tangentially-fired	Dry Sorbent Injection	Low NOx Burner Technology w/ Closed-coupled/Separated OFA	Baghouse	Halogenated PAC Sorbent Injection	ARP, CSNOX, CSOSG2E, CSSO2G1, MATS
MI	J H Campbell	1710	1	########	3	1	234	576.4	Measured	0.249	Calculated	243	Measured	0.105	Calculated	366.1	Measured	0.158	Measured	2317.3	Measured	Coal	Tangentially-fired	Dry Sorbent Injection	Low NOx Burner Technology w/ Closed-coupled/Separated OFA	Baghouse	Halogenated PAC Sorbent Injection	ARP, CSNOX, CSOSG2E, CSSO2G1, MATS
MI	J H Campbell	1710	1	########	4	1	233	562.5	Measured	0.247	Calculated	238.6	Measured	0.105	Calculated	357.2	Measured	0.157	Measured	2275.3	Measured	Coal	Tangentially-fired	Dry Sorbent Injection	Low NOx Burner Technology w/ Closed-coupled/Separated OFA	Baghouse	Halogenated PAC Sorbent Injection	ARP, CSNOX, CSOSG2E, CSSO2G1, MATS
MI	J H Campbell	1710	1	########	5	1	234	566.9	Measured	0.247	Calculated	241	Measured	0.105	Calculated	363.1	Measured	0.158	Measured	2298.1	Measured	Coal	Tangentially-fired	Dry Sorbent Injection	Low NOx Burner Technology w/ Closed-coupled/Separated OFA	Baghouse	Halogenated PAC Sorbent Injection	ARP, CSNOX, CSOSG2E, CSSO2G1, MATS
MI	J H Campbell	1710	1	########	6	1	234	572.9	Measured	0.248	Calculated	242	Measured	0.105	Calculated	364.6	Measured	0.158	Measured	2307.9	Measured	Coal	Tangentially-fired	Dry Sorbent Injection	Low NOx Burner Technology w/ Closed-coupled/Separated OFA	Baghouse	Halogenated PAC Sorbent Injection	ARP, CSNOX, CSOSG2E, CSSO2G1, MATS
MI	J H Campbell	1710	1	########	7	1	234	576.7	Measured	0.25	Calculated	241.9	Measured	0.105	Calculated	362.1	Measured	0.157	Measured	2306.3	Measured	Coal	Tangentially-fired	Dry Sorbent Injection	Low NOx Burner Technology w/ Closed-coupled/Separated OFA	Baghouse	Halogenated PAC Sorbent Injection	ARP, CSNOX, CSOSG2E, CSSO2G1, MATS
MI	J H Campbell	1710	1	########	8	1	233	573.3	Measured	0.249	Calculated	241.7	Measured	0.105	Calculated	357.2	Measured	0.155	Measured	2304.8	Measured	Coal	Tangentially-fired	Dry Sorbent Injection	Low NOx Burner Technology w/ Closed-coupled/Separated OFA	Baghouse	Halogenated PAC Sorbent Injection	ARP, CSNOX, CSOSG2E, CSSO2G1, MATS
MI	J H Campbell	1710	1	########	9	1	234	576.2	Measured	0.247	Calculated	245	Measured	0.105	Calculated	364.4	Measured	0.156	Measured	2335.8	Measured	Coal	Tangentially-fired	Dry Sorbent Injection	Low NOx Burner Technology w/ Closed-coupled/Separated OFA	Baghouse	Halogenated PAC Sorbent Injection	ARP, CSNOX, CSOSG2E, CSSO2G1, MATS
MI	J H Campbell	1710	1	########	10	1	234	578.6	Measured	0.245	Calculated	247.3	Measured	0.105	Calculated	372.6	Measured	0.158	Measured	2358.1	Measured	Coal	Tangentially-fired	Dry Sorbent Injection	Low NOx Burner Technology w/ Closed-coupled/Separated OFA	Baghouse	Halogenated PAC Sorbent Injection	ARP, CSNOX, CSOSG2E, CSSO2G1, MATS
MI	J H Campbell	1710	1	########	11	1	234	567.7	Measured	0.24	Calculated	248.2	Measured	0.105	Calculated	371.5	Measured	0.157	Measured	2366.1	Measured	Coal	Tangentially-fired	Dry Sorbent Injection	Low NOx Burner Technology w/ Closed-coupled/Separated OFA	Baghouse	Halogenated PAC Sorbent Injection	ARP, CSNOX, CSOSG2E, CSSO2G1, MATS
MI	J H Campbell	1710	1	########	12	1	234	572.7	Measured	0.244	Calculated	246.3	Measured	0.105	Calculated	368.8	Measured	0.157	Measured	2348.8	Measured	Coal	Tangentially-fired	Dry Sorbent Injection	Low NOx Burner Technology w/ Closed-coupled/Separated OFA	Baghouse	Halogenated PAC Sorbent Injection	ARP, CSNOX, CSOSG2E, CSSO2G1, MATS
MI	J H Campbell	1710	1	########	13	1	233	561.8	Measured	0.24	Calculated	245.8	Measured	0.105	Calculated	365.6	Measured	0.156	Measured	2343.9	Measured	Coal	Tangentially-fired	Dry Sorbent Injection	Low NOx Burner Technology w/ Closed-coupled/Separated OFA	Baghouse	Halogenated PAC Sorbent Injection	ARP, CSNOX, CSOSG2E, CSSO2G1, MATS
MI	J H Campbell	1710	1	########	14	1	234	568.1	Measured	0.242	Calculated	246.5	Measured	0.105	Calculated	371.3	Measured	0.158	Measured	2350	Measured	Coal	Tangentially-fired	Dry Sorbent Injection	Low NOx Burner Technology w/ Closed-coupled/Separated OFA	Baghouse	Halogenated PAC Sorbent Injection	ARP, CSNOX, CSOSG2E, CSSO2G1, MATS
MI	J H Campbell	1710	1	########	15	1	234	584.8	Measured	0.249	Calculated	246.3	Measured	0.105	Calculated	373.4	Measured	0.159	Measured	2348.6	Measured	Coal	Tangentially-fired	Dry Sorbent Injection	Low NOx Burner Technology w/ Closed-coupled/Separated OFA	Baghouse	Halogenated PAC Sorbent Injection	ARP, CSNOX, CSOSG2E, CSSO2G1, MATS
MI	J H Campbell	1710	1	########	16	1	234	575.9	Measured	0.245	Calculated	246.1	Measured	0.105	Calculated	380.2	Measured	0.162	Measured	2346.9	Measured	Coal	Tangentially-fired	Dry Sorbent Injection	Low NOx Burner Technology w/ Closed-coupled/Separated OFA	Baghouse	Halogenated PAC Sorbent Injection	ARP, CSNOX, CSOSG2E, CSSO2G1, MATS
MI	J H Campbell	1710	1	########	17	1	234	589.4	Measured	0.252	Calculated	245.7	Measured	0.105	Calculated	377.2	Measured	0.161	Measured	2342.7	Measured	Coal	Tangentially-fired	Dry Sorbent Injection	Low NOx Burner Technology w/ Closed-coupled/Separated OFA	Baghouse	Halogenated PAC Sorbent Injection	ARP, CSNOX, CSOSG2E, CSSO2G1, MATS
MI	J H Campbell	1710	1	########	18	1	234	587.9	Measured	0.251	Calculated	245.3	Measured	0.105	Calculated	379	Measured	0.162	Measured	2339.2	Measured	Coal	Tangentially-fired	Dry Sorbent Injection	Low NOx Burner Technology w/ Closed-coupled/Separated OFA	Baghouse	Halogenated PAC Sorbent Injection	ARP, CSNOX, CSOSG2E, CSSO2G1, MATS
MI	J H Campbell	1710	1	########	19	1	234	592.4	Measured	0.253	Calculated	245.2	Measured	0.105	Calculated	385.8	Measured	0.165	Measured	2337.9	Measured	Coal	Tangentially-fired	Dry Sorbent Injection	Low NOx Burner Technology w/ Closed-coupled/Separated OFA	Baghouse	Halogenated PAC Sorbent Injection	ARP, CSNOX, CSOSG2E, CSSO2G1, MATS
MI	J H Campbell	1710	1	########	20	1	233	584	Measured	0.251	Calculated	244.2	Measured	0.105	Calculated	384.2	Measured	0.165	Measured	2328.2	Measured	Coal	Tangentially-fired	Dry Sorbent Injection	Low NOx Burner Technology w/ Closed-coupled/Separated OFA	Baghouse	Halogenated PAC Sorbent Injection	ARP, CSNOX, CSOSG2E, CSSO2G1, MATS
MI	J H Campbell	1710	1	########	21	1	234	580.5	Measured	0.249	Calculated	244.3	Measured	0.105	Calculated	379.6	Measured	0.163	Measured	2329	Measured	Coal	Tangentially-fired	Dry Sorbent Injection	Low NOx Burner Technology w/ Closed-coupled/Separated OFA	Baghouse	Halogenated PAC Sorbent Injection	ARP, CSNOX, CSOSG2E, CSSO2G1, MATS
MI	J H Campbell	1710	1	########	22	1	234	594.4	Measured	0.255	Calculated	244	Measured	0.105	Calculated	376.9	Measured	0.162	Measured	2326.5	Measured	Coal	Tangentially-fired	Dry Sorbent Injection	Low NOx Burner Technology w/ Closed-coupled/Separated OFA	Baghouse	Halogenated PAC Sorbent Injection	ARP, CSNOX, CSOSG2E, CSSO2G1, MATS
MI	J H Campbell	1710	1	########	23	1	234	681.9	Measured	0.294	Calculated	243.4	Measured	0.105	Calculated	378.3	Measured	0.163	Measured	2320.9	Measured	Coal	Tangentially-fired	Dry Sorbent Injection	Low NOx Burner Technology w/ Closed-coupled/Separated OFA	Baghouse	Halogenated PAC Sorbent Injection	ARP, CSNOX, CSOSG2E, CSSO2G1, MATS
MI	J H Campbell	1710	1	########	0	1	233	789.9	Measured	0.341	Calculated	243.2	Measured	0.105	Calculated	373.3	Measured	0.161	Measured	2318.

MI	J H Campbell	1710	1	########	23	1	234	863.9	Measured	0.37	Calculated	244.9	Measured	0.105	Calculated	376	Measured	0.161	Measured	2335.4	Measured	Coal	Tangentially-fired	Dry Sorbent Injection	Low NOx Burner Technology w/ Closed-coupled/Separated OFA	Baghouse	Halogenated PAC Sorbent Injection	ARP, CSNOX, CSOSG2E, CSSO2G1, MATS
MI	J H Campbell	1710	1	########	0	1	234	645.3	Measured	0.277	Calculated	244.1	Measured	0.105	Calculated	367.8	Measured	0.158	Measured	2327.7	Measured	Coal	Tangentially-fired	Dry Sorbent Injection	Low NOx Burner Technology w/ Closed-coupled/Separated OFA	Baghouse	Halogenated PAC Sorbent Injection	ARP, CSNOX, CSOSG2E, CSSO2G1, MATS
MI	J H Campbell	1710	1	########	1	1	234	579.5	Measured	0.248	Calculated	245.1	Measured	0.105	Calculated	364.6	Measured	0.156	Measured	2337	Measured	Coal	Tangentially-fired	Dry Sorbent Injection	Low NOx Burner Technology w/ Closed-coupled/Separated OFA	Baghouse	Halogenated PAC Sorbent Injection	ARP, CSNOX, CSOSG2E, CSSO2G1, MATS
MI	J H Campbell	1710	1	########	2	1	233	567.4	Measured	0.243	Calculated	244.9	Measured	0.105	Calculated	366.5	Measured	0.157	Measured	2334.7	Measured	Coal	Tangentially-fired	Dry Sorbent Injection	Low NOx Burner Technology w/ Closed-coupled/Separated OFA	Baghouse	Halogenated PAC Sorbent Injection	ARP, CSNOX, CSOSG2E, CSSO2G1, MATS
MI	J H Campbell	1710	1	########	3	1	234	569.7	Measured	0.245	Calculated	244.3	Measured	0.105	Calculated	372.6	Measured	0.16	Measured	2328.9	Measured	Coal	Tangentially-fired	Dry Sorbent Injection	Low NOx Burner Technology w/ Closed-coupled/Separated OFA	Baghouse	Halogenated PAC Sorbent Injection	ARP, CSNOX, CSOSG2E, CSSO2G1, MATS
MI	J H Campbell	1710	1	########	4	1	234	553.7	Measured	0.239	Calculated	243.4	Measured	0.105	Calculated	373.7	Measured	0.161	Measured	2320.9	Measured	Coal	Tangentially-fired	Dry Sorbent Injection	Low NOx Burner Technology w/ Closed-coupled/Separated OFA	Baghouse	Halogenated PAC Sorbent Injection	ARP, CSNOX, CSOSG2E, CSSO2G1, MATS
MI	J H Campbell	1710	1	########	5	1	234	570.1	Measured	0.244	Calculated	244.9	Measured	0.105	Calculated	378.4	Measured	0.162	Measured	2335.5	Measured	Coal	Tangentially-fired	Dry Sorbent Injection	Low NOx Burner Technology w/ Closed-coupled/Separated OFA	Baghouse	Halogenated PAC Sorbent Injection	ARP, CSNOX, CSOSG2E, CSSO2G1, MATS
MI	J H Campbell	1710	1	########	6	1	234	585.5	Measured	0.251	Calculated	244.5	Measured	0.105	Calculated	382.4	Measured	0.164	Measured	2331.5	Measured	Coal	Tangentially-fired	Dry Sorbent Injection	Low NOx Burner Technology w/ Closed-coupled/Separated OFA	Baghouse	Halogenated PAC Sorbent Injection	ARP, CSNOX, CSOSG2E, CSSO2G1, MATS
MI	J H Campbell	1710	1	########	7	1	234	590.1	Measured	0.253	Calculated	244.7	Measured	0.105	Calculated	380.3	Measured	0.163	Measured	2332.9	Measured	Coal	Tangentially-fired	Dry Sorbent Injection	Low NOx Burner Technology w/ Closed-coupled/Separated OFA	Baghouse	Halogenated PAC Sorbent Injection	ARP, CSNOX, CSOSG2E, CSSO2G1, MATS
MI	J H Campbell	1710	1	########	8	1	234	583.4	Measured	0.25	Calculated	245.2	Measured	0.105	Calculated	381	Measured	0.163	Measured	2337.5	Measured	Coal	Tangentially-fired	Dry Sorbent Injection	Low NOx Burner Technology w/ Closed-coupled/Separated OFA	Baghouse	Halogenated PAC Sorbent Injection	ARP, CSNOX, CSOSG2E, CSSO2G1, MATS
MI	J H Campbell	1710	1	########	9	1	234	580.3	Measured	0.251	Calculated	242.8	Measured	0.105	Calculated	384.3	Measured	0.166	Measured	2315.1	Measured	Coal	Tangentially-fired	Dry Sorbent Injection	Low NOx Burner Technology w/ Closed-coupled/Separated OFA	Baghouse	Halogenated PAC Sorbent Injection	ARP, CSNOX, CSOSG2E, CSSO2G1, MATS
MI	J H Campbell	1710	1	########	10	1	233	569.1	Measured	0.246	Calculated	242.7	Measured	0.105	Calculated	379.5	Measured	0.164	Measured	2314	Measured	Coal	Tangentially-fired	Dry Sorbent Injection	Low NOx Burner Technology w/ Closed-coupled/Separated OFA	Baghouse	Halogenated PAC Sorbent Injection	ARP, CSNOX, CSOSG2E, CSSO2G1, MATS
MI	J H Campbell	1710	1	########	11	1	234	580.3	Measured	0.249	Calculated	244.1	Measured	0.105	Calculated	381.7	Measured	0.164	Measured	2327.3	Measured	Coal	Tangentially-fired	Dry Sorbent Injection	Low NOx Burner Technology w/ Closed-coupled/Separated OFA	Baghouse	Halogenated PAC Sorbent Injection	ARP, CSNOX, CSOSG2E, CSSO2G1, MATS
MI	J H Campbell	1710	1	########	12	1	234	583.5	Measured	0.25	Calculated	244.9	Measured	0.105	Calculated	378.3	Measured	0.162	Measured	2335	Measured	Coal	Tangentially-fired	Dry Sorbent Injection	Low NOx Burner Technology w/ Closed-coupled/Separated OFA	Baghouse	Halogenated PAC Sorbent Injection	ARP, CSNOX, CSOSG2E, CSSO2G1, MATS
MI	J H Campbell	1710	1	########	13	1	235	581.9	Measured	0.248	Calculated	246.3	Measured	0.105	Calculated	380.4	Measured	0.162	Measured	2348.4	Measured	Coal	Tangentially-fired	Dry Sorbent Injection	Low NOx Burner Technology w/ Closed-coupled/Separated OFA	Baghouse	Halogenated PAC Sorbent Injection	ARP, CSNOX, CSOSG2E, CSSO2G1, MATS
MI	J H Campbell	1710	1	########	14	1	234	587.9	Measured	0.25	Calculated	246.8	Measured	0.105	Calculated	381.2	Measured	0.162	Measured	2352.9	Measured	Coal	Tangentially-fired	Dry Sorbent Injection	Low NOx Burner Technology w/ Closed-coupled/Separated OFA	Baghouse	Halogenated PAC Sorbent Injection	ARP, CSNOX, CSOSG2E, CSSO2G1, MATS
MI	J H Campbell	1710	1	########	15	1	233	580.2	Measured	0.247	Calculated	246.1	Measured	0.105	Calculated	377.8	Measured	0.161	Measured	2346.5	Measured	Coal	Tangentially-fired	Dry Sorbent Injection	Low NOx Burner Technology w/ Closed-coupled/Separated OFA	Baghouse	Halogenated PAC Sorbent Injection	ARP, CSNOX, CSOSG2E, CSSO2G1, MATS
MI	J H Campbell	1710	1	########	16	1	234	573	Measured	0.243	Calculated	247.5	Measured	0.105	Calculated	380	Measured	0.161	Measured	2360.3	Measured	Coal	Tangentially-fired	Dry Sorbent Injection	Low NOx Burner Technology w/ Closed-coupled/Separated OFA	Baghouse	Halogenated PAC Sorbent Injection	ARP, CSNOX, CSOSG2E, CSSO2G1, MATS
MI	J H Campbell	1710	1	########	17	1	234	581.5	Measured	0.246	Calculated	247.5	Measured	0.105	Calculated	384.6	Measured	0.163	Measured	2359.7	Measured	Coal	Tangentially-fired	Dry Sorbent Injection	Low NOx Burner Technology w/ Closed-coupled/Separated OFA	Baghouse	Halogenated PAC Sorbent Injection	ARP, CSNOX, CSOSG2E, CSSO2G1, MATS
MI	J H Campbell	1710	1	########	18	1	234	589.5	Measured	0.25	Calculated	247.1	Measured	0.105	Calculated	386.5	Measured	0.164	Measured	2356.5	Measured	Coal	Tangentially-fired	Dry Sorbent Injection	Low NOx Burner Technology w/ Closed-coupled/Separated OFA	Baghouse	Halogenated PAC Sorbent Injection	ARP, CSNOX, CSOSG2E, CSSO2G1, MATS
MI	J H Campbell	1710	1	########	19	1	234	613	Measured	0.26	Calculated	247	Measured	0.105	Calculated	386.3	Measured	0.164	Measured	2355.3	Measured	Coal	Tangentially-fired	Dry Sorbent Injection	Low NOx Burner Technology w/ Closed-coupled/Separated OFA	Baghouse	Halogenated PAC Sorbent Injection	ARP, CSNOX, CSOSG2E, CSSO2G1, MATS
MI	J H Campbell	1710	1	########	20	1	233	600.9	Measured	0.256	Calculated	246.3	Measured	0.105	Calculated	385.2	Measured	0.164	Measured	2348.7	Measured	Coal	Tangentially-fired	Dry Sorbent Injection	Low NOx Burner Technology w/ Closed-coupled/Separated OFA	Baghouse	Halogenated PAC Sorbent Injection	ARP, CSNOX, CSOSG2E, CSSO2G1, MATS
MI	J H Campbell	1710	1	########	21	1	234	589.1	Measured	0.251	Calculated	246.3	Measured	0.105	Calculated	387.5	Measured	0.165	Measured	2348.3	Measured	Coal	Tangentially-fired	Dry Sorbent Injection	Low NOx Burner Technology w/ Closed-coupled/Separated OFA	Baghouse	Halogenated PAC Sorbent Injection	ARP, CSNOX, CSOSG2E, CSSO2G1, MATS
MI	J H Campbell	1710	1	########	22	1	234	608.4	Measured	0.26	Calculated	245.8	Measured	0.105	Calculated	389	Measured	0.166	Measured	2343.6	Measured	Coal	Tangentially-fired	Dry Sorbent Injection	Low NOx Burner Technology w/ Closed-coupled/Separated OFA	Baghouse	Halogenated PAC Sorbent Injection	ARP, CSNOX, CSOSG2E, CSSO2G1, MATS
MI	J H Campbell	1710	1	########	23	1	233	583.8	Measured	0.249	Calculated	245.6	Measured	0.105	Calculated	384	Measured	0.164	Measured	2341.7	Measured	Coal	Tangentially-fired	Dry Sorbent Injection	Low NOx Burner Technology w/ Closed-coupled/Separated OFA	Baghouse	Halogenated PAC Sorbent Injection	ARP, CSNOX, CSOSG2E, CSSO2G1, MATS
MI	J H Campbell	1710	1	########	0	1	234	584.9	Measured	0.25	Calculated	245.8	Measured	0.105	Calculated	382	Measured	0.163	Measured	2343.4	Measured	Coal	Tangentially-fired	Dry Sorbent Injection	Low NOx Burner Technology w/ Closed-coupled/Separated OFA	Baghouse	Halogenated PAC Sorbent Injection	ARP, CSNOX, CSOSG2E, CSSO2G1, MATS
MI	J H Campbell	1710	1	########	1	1	233	576.9	Measured	0.248	Calculated	243.7	Measured	0.105	Calculated	381	Measured	0.164	Measured	2323.4	Measured	Coal	Tangentially-fired	Dry Sorbent Injection	Low NOx Burner Technology w/ Closed-coupled/Separated OFA	Baghouse	Halogenated PAC Sorbent Injection	ARP, CSNOX, CSOSG2E, CSSO2G1, MATS
MI	J H Campbell	1710	1	########	2	1	233	580.7	Measured	0.249	Calculated	244.5	Measured	0.105	Calculated	391.7	Measured	0.168	Measured	2331.3	Measured	Coal	Tangentially-fired	Dry Sorbent Injection	Low NOx Burner Technology w/ Closed-coupled/Separated OFA	Baghouse	Halogenated PAC Sorbent Injection	ARP, CSNOX, CSOSG2E, CSSO2G1, MATS
MI	J H Campbell	1710	1	########	3	1	234	586.4	Measured	0.249	Calculated	247.5	Measured	0.105	Calculated	389.3	Measured	0.165	Measured	2359.5	Measured	Coal	Tangentially-fired	Dry Sorbent Injection	Low NOx Burner Technology w/ Closed-coupled/Separated OFA	Baghouse	Halogenated PAC Sorbent Injection	ARP, CSNOX, CSOSG2E, CSSO2G1, MATS
MI	J H Campbell	1710	1	########	4	1	234	575.6	Measured	0.249	Calculated	242.1	Measured	0.105	Calculated	380.8	Measured	0.165	Measured	2307.9	Measured	Coal	Tangentially-fired	Dry Sorbent Injection	Low NOx Burner Technology w/ Closed-coupled/Separated OFA	Baghouse	Halogenated PAC Sorbent Injection	ARP, CSNOX, CSOSG2E, CSSO2G1, MATS
MI	J H Campbell	1710	1	########	5	1	234	588.6	Measured	0.252	Calculated	244.8	Measured	0.105	Calculated	385.1	Measured	0.165	Measured	2334.1	Measured	Coal	Tangentially-fired	Dry Sorbent Injection	Low NOx Burner Technology w/ Closed-coupled/Separated OFA	Baghouse	Halogenated PAC Sorbent Injection	ARP, CSNOX, CSOSG2E, CSSO2G1, MATS
MI	J H Campbell	1710	1	########	6	1	234	584.5	Measured	0.249	Calculated	245.9	Measured	0.105	Calculated	391.5	Measured	0.167	Measured	2344.5	Measured	Coal	Tangentially-fired	Dry Sorbent Injection	Low NOx Burner Technology w/ Closed-coupled/Separated OFA	Baghouse	Halogenated PAC Sorbent Injection	ARP, CSNOX, CSOSG2E, CSSO2G1, MATS
MI	J H Campbell	1710	1	########	7	1	234	578	Measured	0.247	Calculated	245.4	Measured	0.105	Calculated	383.8	Measured	0.164	Measured	2340.3	Measured	Coal	Tangentially-fired	Dry Sorbent Injection	Low NOx Burner Technology w/ Closed-coupled/Separated OFA	Baghouse	Halogenated PAC Sorbent Injection	ARP, CSNOX, CSOSG2E, CSSO2G1, MATS
MI	J H Campbell	1710	1	########	8	1	233	576.3	Measured	0.248	Calculated	243.4	Measured	0.105	Calculated	383	Measured	0.165	Measured	2321.1	Measured	Coal	Tangentially-fired	Dry Sorbent Injection	Low NOx Burner Technology w/ Closed-coupled/Separated OFA	Baghouse	Halogenated PAC Sorbent Injection	ARP, CSNOX, CSOSG2E, CSSO2G1, MATS
MI	J H Campbell	1710	1	########	9	1	234	588.4	Measured	0.253	Calculated	243.6	Measured	0.105	Calculated	380.9	Measured	0.164	Measured	2322.7	Measured	Coal	Tangentially-fired	Dry Sorbent Injection	Low NOx Burner Technology w/ Closed-coupled/Separated OFA	Baghouse	Halogenated PAC Sorbent Injection	ARP, CSNOX, CSOSG2E, CSSO2G1, MATS
MI	J H Campbell	1710	1	########	10	1	234	570	Measured	0.242	Calculated	247.3	Measured	0.105	Calculated	381.9	Measured	0.162	Measured	2357.7	Measured	Coal	Tangentially-fired	Dry Sorbent Injection	Low NOx Burner Technology w/ Closed-coupled/Separated OFA	Baghouse	Halogenated PAC Sorbent Injection	ARP, CSNOX, CSOSG2E, CSSO2G1, MATS
MI	J H Campbell	1710	1	########	11	1	233	583.7	Measured	0.249	Calculated	246.3	Measured	0.105	Calculated	382.8	Measured	0.163	Measured	2348.4	Measured	Coal	Tangentially-fired	Dry Sorbent Injection	Low NOx Burner Technology w/ Closed-coupled/Separated OFA	Baghouse	Halogenated PAC Sorbent Injection	ARP, CSNOX, CSOSG2E, CSSO2G1, MATS
MI	J H Campbell	1710	1	########	12	1	234	582.9	Measured	0.246	Calculated	248.8	Measured	0.105	Calculated	384.4	Measured	0.162	Measured	2372.7	Measured	Coal	Tangentially-fired	Dry Sorbent Injection	Low NOx Burner Technology w/ Closed-coupled/Separated OFA	Baghouse	Halogenated PAC Sorbent Injection	ARP, CSNOX, CSOSG2E, CSSO2G1, MATS
MI	J H Campbell	1710	1	########	13	1	228	570.2	Measured	0.248	Calculated	241.6	Measured	0.105	Calculated	380.1	Measured	0.165	Measured	2303.7	Measured	Coal	Tangentially-fired	Dry Sorbent Injection	Low NOx Burner Technology w/ Closed-coupled/Separated OFA	Baghouse	Halogenated PAC Sorbent Injection	ARP, CSNOX, CSOSG2E, CSSO2G1, MATS
MI	J H Campbell	1710	1	########	14	1	169	450	Measured	0.254	Calculated	185.6	Measured	0.105	Calculated	267.2	Measured	0.151	Measured	1769.3	Measured	Coal	Tangentially-fired	Dry Sorbent Injection	Low NOx Burner Technology w/ Closed-coupled/Separated OFA	Baghouse	Halogenated PAC Sorbent Injection	ARP, CSNOX, CSOSG2E, CSSO2G1, MATS
MI	J H Campbell	1710	1	########	15	1	166	446	Measured	0.252	Calculated	185.7	Measured	0.105	Calculated	255	Measured	0.144	Measured	1771	Measured	Coal	Tangentially-fired	Dry Sorbent Injection	Low NOx Burner Technology w/ Closed-coupled/Separated OFA	Baghouse	Halogenated PAC Sorbent Injection	ARP, CSNOX, CSOSG2E, CSSO2G1, MATS
MI	J H Campbell	1710	1	########	16	1	165	436.4	Measured	0.246	Calculated	185.8	Measured	0.105	Calculated	258.7	Measured	0.146	Measured	1771.7	Measured	Coal	Tangentially-fired	Dry Sorbent Injection	Low NOx Burner Technology w/ Closed-coupled/Separated OFA	Baghouse	Halogenated PAC Sorbent Injection	ARP, CSNOX, CSOSG2E, CSSO2G1, MATS
MI	J H Campbell	1710	1	########	17	1	165	444.1	Measured	0.25	Calculated	186.2	Measured	0.105	Calculated	260.9	Measured	0.147	Measured	1775.1	Measured	Coal	Tangentially-fired	Dry Sorbent Injection	Low NOx Burner Technology w/ Closed-coupled/Separated OFA	Baghouse	Halogenated PAC Sorbent Injection	ARP, CSNOX, CSOSG2E, CSSO2G1, MATS
MI	J H Campbell	1710	1	########	18	1	166	444.4	Measured	0.254	Calculated	183.6	Measured	0.105	Calculated	257.3	Measured	0.147	Measured	1750.3	Measured	Coal	Tangentially-fired	Dry Sorbent Injection	Low NOx Burner Technology w/ Closed-coupled/Separated OFA	Baghouse	Halogenated PAC Sorbent Injection	ARP, CSNOX, CSOSG2E, CSSO2G1, MATS
MI	J H Campbell	1710	1	########	19	1	174	481.8	Measured	0.263	Calculated	192.1	Measured	0.105	Calculated	278.4	Measured	0.152	Measured	1831.4	Measured	Coal	Tangentially-fired	Dry Sorbent Injection	Low NOx Burner Technology w/ Closed-coupled/Separated OFA	Baghouse	Halogenated PAC Sorbent Injection	ARP, CSNOX, CSOSG2E, CSSO2G1, MATS
MI	J H Campbell	1710	1	########	20	1	219	566.8	Measured	0.252	Calculated	235.8	Measured	0.105	Calculated	348.5	Measured	0.155	Measured	2248.6	Measured	Coal	Tangentially-fired	Dry Sorbent Injection	Low NOx Burner Technology w/ Closed-coupled/Separated OFA	Baghouse	Halogenated PAC Sorbent Injection	ARP, CSNOX, CSOSG2E, CSSO2G1, MATS
MI	J H Campbell	1710	1	########	21	1	233	566.5	Measured	0.241	Calculated	246.6	Measured	0.105	Calculated	385.5	Measured	0.164	Measured	2350.8	Measured	Coal	Tangentially-fired	Dry Sorbent Injection	Low NOx Burner Technology w/ Closed-coupled/Separated OFA	Baghouse	Halogenated PAC Sorbent Injection	ARP, CSNOX, CSOSG2E, CSSO2G1, MATS
MI	J H Campbell	1710	1	########	22	1	234	585.2	Measured	0.249	Calculated	246.7	Measured	0.105	Calculated	390.5	Measured	0.166	Measured	2352.6	Measured	Coal	Tangentially-fired	Dry Sorbent Injection	Low NOx Burner Technology w/ Closed-coupled/Separated OFA	Baghouse	Halogenated PAC Sorbent Injection	ARP, CSNOX, CSOSG2E, CSSO2G1, MATS
MI	J H Campbell	1710	1	########	23	1	235	890	Measured	0.378	Calculated	246.8	Measured	0.105	Calculated	397.7	Measured	0.169	Measured	2353.5	Measured	Coal	Tangentially-fired	Dry Sorbent Injection	Low NOx Burner Technology w/ Closed-coupled/Separated OFA	Baghouse	Halogenated PAC Sorbent Injection	ARP, CSNOX, CSOSG2E, CSSO2G1, MATS
MI	J H Campbell	1710	1	########	0	1	234	722.9	Measured	0.308	Calculated	246.5	Measured	0.105	Calculated	390.2	Measured	0.166	Measured	2350.8	Measured	Coal	Tangentially-fired	Dry Sorbent Injection	Low NOx Burner Technology w/ Closed-coupled/Separated OFA	Baghouse	Halogenated PAC Sorbent Injection	ARP, CSNOX, CSOSG2E, CSSO2G1, MATS
MI	J H Campbell	1710	1	########	1	1	235	623.1	Measured	0.265	Calculated	246.6	Measured	0.105	Calculated	385.5	Measured	0.164	Measured	2350.8	Measured	Coal	Tangentially-fired	Dry Sorbent Injection	Low NOx Burner Technology w/ Closed-coupled/Separated OFA	Baghouse	Halogenated PAC Sorbent Injection	ARP, CSNOX, CSOSG2E, CSSO2G1, MATS
MI	J H Campbell	1710	1	########	2	1	235	584.1	Measured	0.249	Calculated	246.3	Measured	0.105	Calculated	385.1	Measured	0.164	Measured	2348.2	Measured	Coal	Tangentially-fired	Dry Sorbent Injection	Low NOx Burner Technology w/ Closed-coupled/Separated OFA	Baghouse	Halogenated PAC Sorbent Injection	ARP, CSNOX, CSOSG2E, CSSO2G1, MATS
MI	J H Campbell	1710	1	########	3	1	235	594.9	Measured	0.253	Calculated	246.5	Measured	0.105	Calculated	387.8	Measured	0.165	Measured	2350.1	Measured	Coal	Tangentially-fired	Dry Sorbent Injection	Low NOx Burner Technology w/ Closed-coupled/Separated OFA	Baghouse	Halogenated PAC Sorbent Injection	ARP, CSNOX, CSOSG2E, CSSO2G1, MATS
MI	J H Campbell	1710	1	########	4	1	234	585.3	Measured	0.251	Calculated	244.7	Measured	0.105	Calculated	389.6	Measured	0.167	Measured	2332.9	Measured	Coal	Tangentially-fired	Dry Sorbent Injection	Low NOx Burner Technology w/ Closed-coupled/Separated OFA	Baghouse	Halogenated PAC Sorbent Injection	ARP, CSNOX, CSOSG2E, CSSO2G1, MATS
MI	J H Campbell	1710	1	########	5	1	235	590.2	Measured	0.251	Calculated	246.8	Measured	0.105	Calculated	385.9	Measured	0.164	Measured	2353.1	Measured	Coal	Tangentially-fired	Dry Sorbent Injection	Low NOx Burner Technology w/ Closed-coupled/Separated OFA	Baghouse	Halogenated PAC Sorbent Injection	ARP, CSNOX, CSOSG2E, CSSO2G1, MATS
MI	J H Campbell	1710	1	########	6	1	235	586.5	Measured	0.249	Calculated	247.3	Measured	0.105	Calculated	393.7	Measured	0.167	Measured	2357.7	Measured	Coal	Tangentially-fired	Dry Sorbent Injection	Low NOx Burner Technology w/ Closed-coupled/Separated OFA	Baghouse	Halogenated PAC Sorbent Injection	ARP, CSNOX, CSOSG2E, CSSO2G1, MATS
MI	J H Campbell	1710	1	########	7	1	234	591.8	Measured	0.252	Calculated	246.4	Measured	0.105	Calculated	392.4	Measured	0.167	Measured	2349.6	Measured	Coal	Tangentially-fired	Dry Sorbent Injection	Low NOx Burner Technology w/ Closed-coupled/Separated OFA	Baghouse	Halogenated PAC Sorbent Injection	ARP, CSNOX, CSOSG2E, CSSO2G1, MATS
MI	J H Campbell	1710	1	########	8	1	234	590.6	Measured	0.251	Calculated	247.2	Measured	0.105	Calculated	393.6	Measured	0.167	Measured	2356.9	Measured	Coal	Tangentially-fired	Dry Sorbent Injection	Low NOx Burner Technology w/ Closed-coupled/Separated OFA	Baghouse	Halogenated PAC Sorbent Injection	ARP, CSNOX, CSOSG2E, CSSO2G1, MATS
MI	J H Campbell	1710	1	########	9	1	235	595.6	Measured	0.251	Calculated	248.5	Measured	0.105	Calculated	402.8	Measured	0.17	Measured	2369.6	Measured	Coal	Tangentially-fired	Dry Sorbent Injection	Low NOx Burner Technology w/ Closed-coupled/Separated OFA	Baghouse	Halogenated PAC Sorbent Injection	ARP, CSNOX, CSOSG2E, CSSO2G1, MATS
MI	J H Campbell	1710	1	########	10	1	235	606.3	Measured	0.256	Calculated	248.2	Measured	0.105	Calculated	388	Measured	0.164	Measured	2366.1	Measured	Coal	Tangentially-fired	Dry Sorbent Injection	Low NOx Burner Technology w/ Closed-coupled/Separated OFA	Baghouse	Halogenated PAC Sorbent Injection	ARP, CSNOX, CSOSG2E, CSSO2G1, MATS
MI	J H Campbell	1710	1	########	11	1	235	610.3	Measured	0.259	Calculated	247.4	Measured	0.105	Calculated	389.2	Measured	0.165	Measured	2359	Measured	Coal	Tangentially-fired	Dry Sorbent Injection	Low NOx Burner Technology w/ Closed-coupled/Separated OFA	Baghouse	Halogenated PAC Sorbent Injection	ARP, CSNOX, CSOSG2E, CSSO2G1, MATS
MI	J H Campbell	1710	1	########	12	1	235	601.1	Measured	0.253	Calculated	248.8	Measured	0.105	Calculated	386.6	Measured	0.163	Measured	2371.9	Measured	Coal	Tangentially-fired	Dry Sorbent Injection	Low NOx Burner Technology w/ Closed-coupled/Separated OFA	Baghouse	Halogenated PAC Sorbent Injection	ARP, CSNOX, CSOSG2E, CSSO2G1, MATS
MI	J H Campbell	1710	1	########	13	1	234	600.1	Measured	0.253	Calculated	248.9	Measured	0.105	Calculated	389.2	Measured	0.164	Measured	2372.9	Measured	Coal	Tangentially-fired	Dry Sorbent Injection	Low NOx Burner Technology w/ Closed-coupled/Separated OFA	Baghouse	Halogenated PAC Sorbent Injection	ARP, CSNOX, CSOSG2E, CSSO2G1, MATS
MI	J H Campbell	1710	1	########	14	1	235	611.7	Measured	0.256	Calculated	251.1	Measured	0.105	Calculated	395	Measured	0.165	Measured	2394.1	Measured	Coal	Tangentially-fired	Dry Sorbent Injection	Low NOx Burner Technology w/ Closed-coupled/Separated OFA	Baghouse	Halogenated PAC Sorbent Injection	ARP, CSNOX, CSOSG2E, CSSO2G1, MATS
MI	J H Campbell	1710	1	########	15	1	235	602	Measured	0.253	Calculated	249.1	Measured	0.105	Calculated	389.5	Measured	0.164	Measured	2375	Measured	Coal	Tangentially-fired	Dry Sorbent Injection	Low NOx Burner Technology w/ Closed-coupled/Separated OFA	Baghouse	Halogenated PAC Sorbent Injection	ARP, CSNOX, CSOSG2E, CSSO2G1, MATS
MI	J H Campbell	1710	1	########	16	1	234	605.5	Measured	0.255	Calculated	249.2	Measured	0.105	Calculated	392.1	Measured	0.165	Measured	2376.2	Measured	Coal	Tangentially-fired	Dry Sorbent Injection	Low NOx Burner Technology w/ Closed-coupled/Separated OFA	Baghouse	Halogenated PAC Sorbent Injection	ARP, CSNOX, CSOSG2E, CSSO2G1, MATS
MI	J H Campbell	1710	1	########	17	1	235	599.2	Measured	0.251	Calculated	250.2	Measured	0.105	Calculated	393.7	Measured	0.165	Measured	2386	Measured	Coal	Tangentially-fired	Dry Sorbent Injection	Low NOx Burner Technology w/ Closed-coupled/Separated OFA	Baghouse	Halogenated PAC Sorbent Injection	ARP, CSNOX, CSOSG2E, CSSO2G1, MATS
MI	J H Campbell	1710	1	########	18	1	235	596.3	Measured	0.251	Calculated	249	Measured	0.105	Calculated	391.8	Measured	0.165	Measured	2374.3	Measured	Coal	Tangentially-fired	Dry Sorbent Injection	Low NOx Burner Technology w/ Closed-coupled/Separated OFA	Baghouse	Halogenated PAC Sorbent Injection	ARP, CSNOX, CSOSG2E, CSSO2G1, MATS
MI	J H Campbell	1710	1	########	19	1	235	590.7	Measured	0.246	Calculated	251.7	Measured	0.105	Calculated	388.8	Measured	0.162	Measured	2399.9	Measured	Coal	Tangentially-fired	Dry Sorbent Injection	Low NOx Burner Technology w/ Closed-coupled/Separated OFA	Baghouse	Halogenated PAC Sorbent Injection	ARP, CSNOX, CSOSG2E, CSSO2G1, MATS
MI	J H Campbell	1710	1	########	20	1	234	578.8	Measured	0.245	Calculated	247.7	Measured	0.105	Calculated	384.9	Measured	0.163	Measured	2361.3	Measured	Coal	Tangentially-fired	Dry Sorbent Injection	Low NOx Burner Technology w/ Closed-coupled/Separated OFA	Baghouse	Halogenated PAC Sorbent Injection	ARP, CSNOX, CSOSG2E, CSSO2G1, MATS
MI	J H Campbell	1710	1	########	21	1	235	592.2	Measured	0.252	Calculated	246.9	Measured	0.105	Calculated	388.4	Measured	0.165	Measured	2353.8	Measured	Coal	Tangentially-fired	Dry Sorbent Injection	Low NOx Burner Technology w/ Closed-coupled/Separated OFA	Baghouse	Halogenated PAC Sorbent Injection	ARP, CSNOX, CSOSG2E, CSSO2G1, MATS
MI	J H Campbell	1710	1	########	22	1	234	584.5	Measured	0.248	Calculated	247	Measured	0.105	Calculated	395.6	Measured	0.168	Measured	2354.7	Measured	Coal	Tangentially-fired	Dry Sorbent Injection	Low NOx Burner Technology w/ Closed-coupled/Separated OFA	Baghouse	Halogenated PAC Sorbent Injection	ARP, CSNOX, CSOSG2E, CSSO2G1, MATS
MI	J H Campbell	1710	1	########	23	1	235	596.5	Measured	0.252	Calculated	247.9	Measured	0.105	Calculated	399.5	Measured	0.169	Measured	2363.7	Measured	Coal	Tangentially-fired	Dry Sorbent Injection	Low NOx Burner Technology w/ Closed-coupled/Separated OFA	Baghouse	Halogenated PAC Sorbent Injection	ARP, CSNOX, CSOSG2E, CSSO2G1, MATS
MI	J H Campbell	1710	1	########	0	1	235	589.8	Measured	0.251	Calculated	246.1	Measured	0.105	Calculated	391.9	Measured	0.167	Measured	2346.6	Measured	Coal	Tangentially-fired	Dry Sorbent Inj

MI	J H Campbell	1710	1	########	22	1	234	688.1	Measured	0.293	Calculated	246.4	Measured	0.105	Calculated	385.3	Measured	0.164	Measured	2349.2	Measured	Coal	Tangentially-fired	Dry Sorbent Injection	Low NOx Burner Technology w/ Closed-coupled/Separated OFA	Baghouse	Halogenated PAC Sorbent Injection	ARP, CSNOX, CSOSG2E, CSSO2G1, MATS
MI	J H Campbell	1710	1	########	23	1	234	709	Measured	0.303	Calculated	245.7	Measured	0.105	Calculated	384.3	Measured	0.164	Measured	2343.1	Measured	Coal	Tangentially-fired	Dry Sorbent Injection	Low NOx Burner Technology w/ Closed-coupled/Separated OFA	Baghouse	Halogenated PAC Sorbent Injection	ARP, CSNOX, CSOSG2E, CSSO2G1, MATS
MI	J H Campbell	1710	1	########	0	1	235	701.2	Measured	0.299	Calculated	245.8	Measured	0.105	Calculated	382	Measured	0.163	Measured	2343.7	Measured	Coal	Tangentially-fired	Dry Sorbent Injection	Low NOx Burner Technology w/ Closed-coupled/Separated OFA	Baghouse	Halogenated PAC Sorbent Injection	ARP, CSNOX, CSOSG2E, CSSO2G1, MATS
MI	J H Campbell	1710	1	########	1	1	224	665.7	Measured	0.296	Calculated	235.9	Measured	0.105	Calculated	400.4	Measured	0.178	Measured	2249.3	Measured	Coal	Tangentially-fired	Dry Sorbent Injection	Low NOx Burner Technology w/ Closed-coupled/Separated OFA	Baghouse	Halogenated PAC Sorbent Injection	ARP, CSNOX, CSOSG2E, CSSO2G1, MATS
MI	J H Campbell	1710	1	########	2	1	175	524.4	Measured	0.296	Calculated	186.1	Measured	0.105	Calculated	278.6	Measured	0.157	Measured	1774.3	Measured	Coal	Tangentially-fired	Dry Sorbent Injection	Low NOx Burner Technology w/ Closed-coupled/Separated OFA	Baghouse	Halogenated PAC Sorbent Injection	ARP, CSNOX, CSOSG2E, CSSO2G1, MATS
MI	J H Campbell	1710	1	########	3	1	162	449.2	Measured	0.271	Calculated	173.5	Measured	0.105	Calculated	296.2	Measured	0.179	Measured	1654.6	Measured	Coal	Tangentially-fired	Dry Sorbent Injection	Low NOx Burner Technology w/ Closed-coupled/Separated OFA	Baghouse	Halogenated PAC Sorbent Injection	ARP, CSNOX, CSOSG2E, CSSO2G1, MATS
MI	J H Campbell	1710	1	########	4	1	164	501.2	Measured	0.303	Calculated	173.7	Measured	0.105	Calculated	243.5	Measured	0.147	Measured	1656.3	Measured	Coal	Tangentially-fired	Dry Sorbent Injection	Low NOx Burner Technology w/ Closed-coupled/Separated OFA	Baghouse	Halogenated PAC Sorbent Injection	ARP, CSNOX, CSOSG2E, CSSO2G1, MATS
MI	J H Campbell	1710	1	########	5	1	165	510	Measured	0.303	Calculated	176.6	Measured	0.105	Calculated	250.9	Measured	0.149	Measured	1684	Measured	Coal	Tangentially-fired	Dry Sorbent Injection	Low NOx Burner Technology w/ Closed-coupled/Separated OFA	Baghouse	Halogenated PAC Sorbent Injection	ARP, CSNOX, CSOSG2E, CSSO2G1, MATS
MI	J H Campbell	1710	1	########	6	1	137	380.3	Measured	0.266	Calculated	150	Measured	0.105	Calculated	349	Measured	0.244	Measured	1430.5	Measured	Coal	Tangentially-fired	Dry Sorbent Injection	Low NOx Burner Technology w/ Closed-coupled/Separated OFA	Baghouse	Halogenated PAC Sorbent Injection	ARP, CSNOX, CSOSG2E, CSSO2G1, MATS
MI	J H Campbell	1710	1	########	7	1	150	471.1	Measured	0.305	Calculated	162.2	Measured	0.105	Calculated	267.6	Measured	0.173	Measured	1546.8	Measured	Coal	Tangentially-fired	Dry Sorbent Injection	Low NOx Burner Technology w/ Closed-coupled/Separated OFA	Baghouse	Halogenated PAC Sorbent Injection	ARP, CSNOX, CSOSG2E, CSSO2G1, MATS
MI	J H Campbell	1710	1	########	8	1	149	460.5	Measured	0.296	Calculated	163.1	Measured	0.105	Calculated	253.5	Measured	0.163	Measured	1555.1	Measured	Coal	Tangentially-fired	Dry Sorbent Injection	Low NOx Burner Technology w/ Closed-coupled/Separated OFA	Baghouse	Halogenated PAC Sorbent Injection	ARP, CSNOX, CSOSG2E, CSSO2G1, MATS
MI	J H Campbell	1710	1	########	9	1	149	446	Measured	0.282	Calculated	166	Measured	0.105	Calculated	242.1	Measured	0.153	Measured	1582.6	Measured	Coal	Tangentially-fired	Dry Sorbent Injection	Low NOx Burner Technology w/ Closed-coupled/Separated OFA	Baghouse	Halogenated PAC Sorbent Injection	ARP, CSNOX, CSOSG2E, CSSO2G1, MATS
MI	J H Campbell	1710	1	########	10	1	151	441.6	Measured	0.276	Calculated	167.8	Measured	0.105	Calculated	252.8	Measured	0.158	Measured	1599.7	Measured	Coal	Tangentially-fired	Dry Sorbent Injection	Low NOx Burner Technology w/ Closed-coupled/Separated OFA	Baghouse	Halogenated PAC Sorbent Injection	ARP, CSNOX, CSOSG2E, CSSO2G1, MATS
MI	J H Campbell	1710	1	########	11	1	150	421.7	Measured	0.262	Calculated	169.1	Measured	0.105	Calculated	258	Measured	0.16	Measured	1612.6	Measured	Coal	Tangentially-fired	Dry Sorbent Injection	Low NOx Burner Technology w/ Closed-coupled/Separated OFA	Baghouse	Halogenated PAC Sorbent Injection	ARP, CSNOX, CSOSG2E, CSSO2G1, MATS
MI	J H Campbell	1710	1	########	12	1	149	429	Measured	0.267	Calculated	168.2	Measured	0.105	Calculated	264.6	Measured	0.165	Measured	1603.8	Measured	Coal	Tangentially-fired	Dry Sorbent Injection	Low NOx Burner Technology w/ Closed-coupled/Separated OFA	Baghouse	Halogenated PAC Sorbent Injection	ARP, CSNOX, CSOSG2E, CSSO2G1, MATS
MI	J H Campbell	1710	1	########	13	1	149	441.9	Measured	0.276	Calculated	167.9	Measured	0.105	Calculated	267.3	Measured	0.167	Measured	1600.8	Measured	Coal	Tangentially-fired	Dry Sorbent Injection	Low NOx Burner Technology w/ Closed-coupled/Separated OFA	Baghouse	Halogenated PAC Sorbent Injection	ARP, CSNOX, CSOSG2E, CSSO2G1, MATS
MI	J H Campbell	1710	1	########	14	1	150	428.6	Measured	0.267	Calculated	168.4	Measured	0.105	Calculated	263.4	Measured	0.164	Measured	1605.8	Measured	Coal	Tangentially-fired	Dry Sorbent Injection	Low NOx Burner Technology w/ Closed-coupled/Separated OFA	Baghouse	Halogenated PAC Sorbent Injection	ARP, CSNOX, CSOSG2E, CSSO2G1, MATS
MI	J H Campbell	1710	1	########	15	1	150	438.4	Measured	0.273	Calculated	168.5	Measured	0.105	Calculated	257	Measured	0.16	Measured	1606.4	Measured	Coal	Tangentially-fired	Dry Sorbent Injection	Low NOx Burner Technology w/ Closed-coupled/Separated OFA	Baghouse	Halogenated PAC Sorbent Injection	ARP, CSNOX, CSOSG2E, CSSO2G1, MATS
MI	J H Campbell	1710	1	########	16	1	149	439.2	Measured	0.276	Calculated	167	Measured	0.105	Calculated	243.7	Measured	0.153	Measured	1592.6	Measured	Coal	Tangentially-fired	Dry Sorbent Injection	Low NOx Burner Technology w/ Closed-coupled/Separated OFA	Baghouse	Halogenated PAC Sorbent Injection	ARP, CSNOX, CSOSG2E, CSSO2G1, MATS
MI	J H Campbell	1710	1	########	17	1	150	452.5	Measured	0.283	Calculated	167.4	Measured	0.105	Calculated	245.8	Measured	0.154	Measured	1596.2	Measured	Coal	Tangentially-fired	Dry Sorbent Injection	Low NOx Burner Technology w/ Closed-coupled/Separated OFA	Baghouse	Halogenated PAC Sorbent Injection	ARP, CSNOX, CSOSG2E, CSSO2G1, MATS
MI	J H Campbell	1710	1	########	18	1	150	445.3	Measured	0.279	Calculated	167.5	Measured	0.105	Calculated	250.7	Measured	0.157	Measured	1596.7	Measured	Coal	Tangentially-fired	Dry Sorbent Injection	Low NOx Burner Technology w/ Closed-coupled/Separated OFA	Baghouse	Halogenated PAC Sorbent Injection	ARP, CSNOX, CSOSG2E, CSSO2G1, MATS
MI	J H Campbell	1710	1	########	19	1	149	469.2	Measured	0.298	Calculated	165.3	Measured	0.105	Calculated	252.2	Measured	0.16	Measured	1576.3	Measured	Coal	Tangentially-fired	Dry Sorbent Injection	Low NOx Burner Technology w/ Closed-coupled/Separated OFA	Baghouse	Halogenated PAC Sorbent Injection	ARP, CSNOX, CSOSG2E, CSSO2G1, MATS
MI	J H Campbell	1710	1	########	20	1	149	466.7	Measured	0.296	Calculated	165.4	Measured	0.105	Calculated	241.2	Measured	0.153	Measured	1576.7	Measured	Coal	Tangentially-fired	Dry Sorbent Injection	Low NOx Burner Technology w/ Closed-coupled/Separated OFA	Baghouse	Halogenated PAC Sorbent Injection	ARP, CSNOX, CSOSG2E, CSSO2G1, MATS
MI	J H Campbell	1710	1	########	21	1	151	448.6	Measured	0.281	Calculated	167.2	Measured	0.105	Calculated	253.4	Measured	0.159	Measured	1593.8	Measured	Coal	Tangentially-fired	Dry Sorbent Injection	Low NOx Burner Technology w/ Closed-coupled/Separated OFA	Baghouse	Halogenated PAC Sorbent Injection	ARP, CSNOX, CSOSG2E, CSSO2G1, MATS
MI	J H Campbell	1710	1	########	22	1	150	511.4	Measured	0.322	Calculated	166.7	Measured	0.105	Calculated	262.3	Measured	0.165	Measured	1589.5	Measured	Coal	Tangentially-fired	Dry Sorbent Injection	Low NOx Burner Technology w/ Closed-coupled/Separated OFA	Baghouse	Halogenated PAC Sorbent Injection	ARP, CSNOX, CSOSG2E, CSSO2G1, MATS
MI	J H Campbell	1710	1	########	23	1	150	697.8	Measured	0.442	Calculated	165.6	Measured	0.105	Calculated	271.5	Measured	0.172	Measured	1578.6	Measured	Coal	Tangentially-fired	Dry Sorbent Injection	Low NOx Burner Technology w/ Closed-coupled/Separated OFA	Baghouse	Halogenated PAC Sorbent Injection	ARP, CSNOX, CSOSG2E, CSSO2G1, MATS
MI	J H Campbell	1710	1	########	0	1	150	465.4	Measured	0.295	Calculated	165.7	Measured	0.105	Calculated	252.8	Measured	0.16	Measured	1579.9	Measured	Coal	Tangentially-fired	Dry Sorbent Injection	Low NOx Burner Technology w/ Closed-coupled/Separated OFA	Baghouse	Halogenated PAC Sorbent Injection	ARP, CSNOX, CSOSG2E, CSSO2G1, MATS
MI	J H Campbell	1710	1	########	1	1	150	440.5	Measured	0.279	Calculated	165.6	Measured	0.105	Calculated	254.3	Measured	0.161	Measured	1579.2	Measured	Coal	Tangentially-fired	Dry Sorbent Injection	Low NOx Burner Technology w/ Closed-coupled/Separated OFA	Baghouse	Halogenated PAC Sorbent Injection	ARP, CSNOX, CSOSG2E, CSSO2G1, MATS
MI	J H Campbell	1710	1	########	2	1	150	441.3	Measured	0.281	Calculated	164.6	Measured	0.105	Calculated	254.2	Measured	0.162	Measured	1569.2	Measured	Coal	Tangentially-fired	Dry Sorbent Injection	Low NOx Burner Technology w/ Closed-coupled/Separated OFA	Baghouse	Halogenated PAC Sorbent Injection	ARP, CSNOX, CSOSG2E, CSSO2G1, MATS
MI	J H Campbell	1710	1	########	3	1	150	432.4	Measured	0.274	Calculated	165.5	Measured	0.105	Calculated	252.4	Measured	0.16	Measured	1577.8	Measured	Coal	Tangentially-fired	Dry Sorbent Injection	Low NOx Burner Technology w/ Closed-coupled/Separated OFA	Baghouse	Halogenated PAC Sorbent Injection	ARP, CSNOX, CSOSG2E, CSSO2G1, MATS
MI	J H Campbell	1710	1	########	4	1	150	408.8	Measured	0.263	Calculated	162.8	Measured	0.105	Calculated	254.6	Measured	0.164	Measured	1552.7	Measured	Coal	Tangentially-fired	Dry Sorbent Injection	Low NOx Burner Technology w/ Closed-coupled/Separated OFA	Baghouse	Halogenated PAC Sorbent Injection	ARP, CSNOX, CSOSG2E, CSSO2G1, MATS
MI	J H Campbell	1710	1	########	5	1	149	421.8	Measured	0.269	Calculated	164.4	Measured	0.105	Calculated	255.5	Measured	0.163	Measured	1567.4	Measured	Coal	Tangentially-fired	Dry Sorbent Injection	Low NOx Burner Technology w/ Closed-coupled/Separated OFA	Baghouse	Halogenated PAC Sorbent Injection	ARP, CSNOX, CSOSG2E, CSSO2G1, MATS
MI	J H Campbell	1710	1	########	6	1	150	445.9	Measured	0.285	Calculated	164.3	Measured	0.105	Calculated	256.9	Measured	0.164	Measured	1566.3	Measured	Coal	Tangentially-fired	Dry Sorbent Injection	Low NOx Burner Technology w/ Closed-coupled/Separated OFA	Baghouse	Halogenated PAC Sorbent Injection	ARP, CSNOX, CSOSG2E, CSSO2G1, MATS
MI	J H Campbell	1710	1	########	7	1	150	442.3	Measured	0.28	Calculated	165.7	Measured	0.105	Calculated	257.5	Measured	0.163	Measured	1579.5	Measured	Coal	Tangentially-fired	Dry Sorbent Injection	Low NOx Burner Technology w/ Closed-coupled/Separated OFA	Baghouse	Halogenated PAC Sorbent Injection	ARP, CSNOX, CSOSG2E, CSSO2G1, MATS
MI	J H Campbell	1710	1	########	8	1	149	417.9	Measured	0.266	Calculated	164.6	Measured	0.105	Calculated	251.2	Measured	0.16	Measured	1569.7	Measured	Coal	Tangentially-fired	Dry Sorbent Injection	Low NOx Burner Technology w/ Closed-coupled/Separated OFA	Baghouse	Halogenated PAC Sorbent Injection	ARP, CSNOX, CSOSG2E, CSSO2G1, MATS
MI	J H Campbell	1710	1	########	9	1	150	419.2	Measured	0.267	Calculated	164.4	Measured	0.105	Calculated	246.1	Measured	0.157	Measured	1567.7	Measured	Coal	Tangentially-fired	Dry Sorbent Injection	Low NOx Burner Technology w/ Closed-coupled/Separated OFA	Baghouse	Halogenated PAC Sorbent Injection	ARP, CSNOX, CSOSG2E, CSSO2G1, MATS
MI	J H Campbell	1710	1	########	10	1	150	423.7	Measured	0.269	Calculated	164.9	Measured	0.105	Calculated	248.5	Measured	0.158	Measured	1572.7	Measured	Coal	Tangentially-fired	Dry Sorbent Injection	Low NOx Burner Technology w/ Closed-coupled/Separated OFA	Baghouse	Halogenated PAC Sorbent Injection	ARP, CSNOX, CSOSG2E, CSSO2G1, MATS
MI	J H Campbell	1710	1	########	11	1	149	409.9	Measured	0.26	Calculated	165.6	Measured	0.105	Calculated	247.9	Measured	0.157	Measured	1578.9	Measured	Coal	Tangentially-fired	Dry Sorbent Injection	Low NOx Burner Technology w/ Closed-coupled/Separated OFA	Baghouse	Halogenated PAC Sorbent Injection	ARP, CSNOX, CSOSG2E, CSSO2G1, MATS
MI	J H Campbell	1710	1	########	12	1	150	422.1	Measured	0.265	Calculated	167.4	Measured	0.105	Calculated	252.1	Measured	0.158	Measured	1595.6	Measured	Coal	Tangentially-fired	Dry Sorbent Injection	Low NOx Burner Technology w/ Closed-coupled/Separated OFA	Baghouse	Halogenated PAC Sorbent Injection	ARP, CSNOX, CSOSG2E, CSSO2G1, MATS
MI	J H Campbell	1710	1	########	13	1	150	430.6	Measured	0.269	Calculated	168	Measured	0.105	Calculated	248.3	Measured	0.155	Measured	1601.7	Measured	Coal	Tangentially-fired	Dry Sorbent Injection	Low NOx Burner Technology w/ Closed-coupled/Separated OFA	Baghouse	Halogenated PAC Sorbent Injection	ARP, CSNOX, CSOSG2E, CSSO2G1, MATS
MI	J H Campbell	1710	1	########	14	1	150	429.7	Measured	0.265	Calculated	170	Measured	0.105	Calculated	257.8	Measured	0.159	Measured	1621.1	Measured	Coal	Tangentially-fired	Dry Sorbent Injection	Low NOx Burner Technology w/ Closed-coupled/Separated OFA	Baghouse	Halogenated PAC Sorbent Injection	ARP, CSNOX, CSOSG2E, CSSO2G1, MATS
MI	J H Campbell	1710	1	########	15	1	125	345.3	Measured	0.254	Calculated	142.9	Measured	0.105	Calculated	301	Measured	0.221	Measured	1362.1	Measured	Coal	Tangentially-fired	Dry Sorbent Injection	Low NOx Burner Technology w/ Closed-coupled/Separated OFA	Baghouse	Halogenated PAC Sorbent Injection	ARP, CSNOX, CSOSG2E, CSSO2G1, MATS
MI	J H Campbell	1710	1	########	16	1	103	293.7	Measured	0.251	Calculated	122.8	Measured	0.105	Calculated	333.6	Measured	0.285	Measured	1170.6	Measured	Coal	Tangentially-fired	Dry Sorbent Injection	Low NOx Burner Technology w/ Closed-coupled/Separated OFA	Baghouse	Halogenated PAC Sorbent Injection	ARP, CSNOX, CSOSG2E, CSSO2G1, MATS
MI	J H Campbell	1710	1	########	17	1	102	301.9	Measured	0.26	Calculated	121.6	Measured	0.105	Calculated	339.7	Measured	0.293	Measured	1159.3	Measured	Coal	Tangentially-fired	Dry Sorbent Injection	Low NOx Burner Technology w/ Closed-coupled/Separated OFA	Baghouse	Halogenated PAC Sorbent Injection	ARP, CSNOX, CSOSG2E, CSSO2G1, MATS
MI	J H Campbell	1710	1	########	18	1	102	300.7	Measured	0.262	Calculated	120.3	Measured	0.105	Calculated	344.2	Measured	0.3	Measured	1147.4	Measured	Coal	Tangentially-fired	Dry Sorbent Injection	Low NOx Burner Technology w/ Closed-coupled/Separated OFA	Baghouse	Halogenated PAC Sorbent Injection	ARP, CSNOX, CSOSG2E, CSSO2G1, MATS
MI	J H Campbell	1710	1	########	19	1	118	363.3	Measured	0.285	Calculated	133.8	Measured	0.105	Calculated	377.6	Measured	0.296	Measured	1275.7	Measured	Coal	Tangentially-fired	Dry Sorbent Injection	Low NOx Burner Technology w/ Closed-coupled/Separated OFA	Baghouse	Halogenated PAC Sorbent Injection	ARP, CSNOX, CSOSG2E, CSSO2G1, MATS
MI	J H Campbell	1710	1	########	20	1	129	388	Measured	0.276	Calculated	147.4	Measured	0.105	Calculated	351.3	Measured	0.25	Measured	1405.2	Measured	Coal	Tangentially-fired	Dry Sorbent Injection	Low NOx Burner Technology w/ Closed-coupled/Separated OFA	Baghouse	Halogenated PAC Sorbent Injection	ARP, CSNOX, CSOSG2E, CSSO2G1, MATS
MI	J H Campbell	1710	1	########	21	1	129	374.4	Measured	0.268	Calculated	146.5	Measured	0.105	Calculated	345.1	Measured	0.247	Measured	1397.1	Measured	Coal	Tangentially-fired	Dry Sorbent Injection	Low NOx Burner Technology w/ Closed-coupled/Separated OFA	Baghouse	Halogenated PAC Sorbent Injection	ARP, CSNOX, CSOSG2E, CSSO2G1, MATS
MI	J H Campbell	1710	1	########	22	1	129	379.1	Measured	0.272	Calculated	146.4	Measured	0.105	Calculated	353.1	Measured	0.253	Measured	1395.7	Measured	Coal	Tangentially-fired	Dry Sorbent Injection	Low NOx Burner Technology w/ Closed-coupled/Separated OFA	Baghouse	Halogenated PAC Sorbent Injection	ARP, CSNOX, CSOSG2E, CSSO2G1, MATS
MI	J H Campbell	1710	1	########	23	1	129	381.6	Measured	0.273	Calculated	146.5	Measured	0.105	Calculated	339.5	Measured	0.243	Measured	1397.2	Measured	Coal	Tangentially-fired	Dry Sorbent Injection	Low NOx Burner Technology w/ Closed-coupled/Separated OFA	Baghouse	Halogenated PAC Sorbent Injection	ARP, CSNOX, CSOSG2E, CSSO2G1, MATS
MI	J H Campbell	1710	1	########	0	1	130	376.4	Measured	0.27	Calculated	146.3	Measured	0.105	Calculated	339	Measured	0.243	Measured	1395	Measured	Coal	Tangentially-fired	Dry Sorbent Injection	Low NOx Burner Technology w/ Closed-coupled/Separated OFA	Baghouse	Halogenated PAC Sorbent Injection	ARP, CSNOX, CSOSG2E, CSSO2G1, MATS
MI	J H Campbell	1710	1	########	1	1	129	381.8	Measured	0.275	Calculated	145.4	Measured	0.105	Calculated	341	Measured	0.246	Measured	1386	Measured	Coal	Tangentially-fired	Dry Sorbent Injection	Low NOx Burner Technology w/ Closed-coupled/Separated OFA	Baghouse	Halogenated PAC Sorbent Injection	ARP, CSNOX, CSOSG2E, CSSO2G1, MATS
MI	J H Campbell	1710	1	########	2	1	130	382.4	Measured	0.275	Calculated	146	Measured	0.105	Calculated	343.9	Measured	0.247	Measured	1392.4	Measured	Coal	Tangentially-fired	Dry Sorbent Injection	Low NOx Burner Technology w/ Closed-coupled/Separated OFA	Baghouse	Halogenated PAC Sorbent Injection	ARP, CSNOX, CSOSG2E, CSSO2G1, MATS
MI	J H Campbell	1710	1	########	3	1	130	373.1	Measured	0.267	Calculated	146.4	Measured	0.105	Calculated	362.8	Measured	0.26	Measured	1395.4	Measured	Coal	Tangentially-fired	Dry Sorbent Injection	Low NOx Burner Technology w/ Closed-coupled/Separated OFA	Baghouse	Halogenated PAC Sorbent Injection	ARP, CSNOX, CSOSG2E, CSSO2G1, MATS
MI	J H Campbell	1710	1	########	4	1	130	340.2	Measured	0.247	Calculated	144.2	Measured	0.105	Calculated	360.3	Measured	0.262	Measured	1375.2	Measured	Coal	Tangentially-fired	Dry Sorbent Injection	Low NOx Burner Technology w/ Closed-coupled/Separated OFA	Baghouse	Halogenated PAC Sorbent Injection	ARP, CSNOX, CSOSG2E, CSSO2G1, MATS
MI	J H Campbell	1710	1	########	5	1	129	363	Measured	0.262	Calculated	145.3	Measured	0.105	Calculated	354.7	Measured	0.256	Measured	1385.4	Measured	Coal	Tangentially-fired	Dry Sorbent Injection	Low NOx Burner Technology w/ Closed-coupled/Separated OFA	Baghouse	Halogenated PAC Sorbent Injection	ARP, CSNOX, CSOSG2E, CSSO2G1, MATS
MI	J H Campbell	1710	1	########	6	1	130	374.8	Measured	0.268	Calculated	146.8	Measured	0.105	Calculated	355.5	Measured	0.254	Measured	1399.6	Measured	Coal	Tangentially-fired	Dry Sorbent Injection	Low NOx Burner Technology w/ Closed-coupled/Separated OFA	Baghouse	Halogenated PAC Sorbent Injection	ARP, CSNOX, CSOSG2E, CSSO2G1, MATS
MI	J H Campbell	1710	1	########	7	1	129	392	Measured	0.283	Calculated	145.4	Measured	0.105	Calculated	353.6	Measured	0.255	Measured	1386.8	Measured	Coal	Tangentially-fired	Dry Sorbent Injection	Low NOx Burner Technology w/ Closed-coupled/Separated OFA	Baghouse	Halogenated PAC Sorbent Injection	ARP, CSNOX, CSOSG2E, CSSO2G1, MATS
MI	J H Campbell	1710	1	########	8	1	130	382.9	Measured	0.275	Calculated	145.8	Measured	0.105	Calculated	346.1	Measured	0.249	Measured	1390	Measured	Coal	Tangentially-fired	Dry Sorbent Injection	Low NOx Burner Technology w/ Closed-coupled/Separated OFA	Baghouse	Halogenated PAC Sorbent Injection	ARP, CSNOX, CSOSG2E, CSSO2G1, MATS
MI	J H Campbell	1710	1	########	9	1	130	372.7	Measured	0.269	Calculated	145.5	Measured	0.105	Calculated	348.3	Measured	0.251	Measured	1387.6	Measured	Coal	Tangentially-fired	Dry Sorbent Injection	Low NOx Burner Technology w/ Closed-coupled/Separated OFA	Baghouse	Halogenated PAC Sorbent Injection	ARP, CSNOX, CSOSG2E, CSSO2G1, MATS
MI	J H Campbell	1710	1	########	10	1	130	369.5	Measured	0.266	Calculated	145.6	Measured	0.105	Calculated	320.6	Measured	0.231	Measured	1388	Measured	Coal	Tangentially-fired	Dry Sorbent Injection	Low NOx Burner Technology w/ Closed-coupled/Separated OFA	Baghouse	Halogenated PAC Sorbent Injection	ARP, CSNOX, CSOSG2E, CSSO2G1, MATS
MI	J H Campbell	1710	1	########	11	1	130	367.9	Measured	0.264	Calculated	145.9	Measured	0.105	Calculated	340.9	Measured	0.245	Measured	1391.4	Measured	Coal	Tangentially-fired	Dry Sorbent Injection	Low NOx Burner Technology w/ Closed-coupled/Separated OFA	Baghouse	Halogenated PAC Sorbent Injection	ARP, CSNOX, CSOSG2E, CSSO2G1, MATS
MI	J H Campbell	1710	1	########	12	1	130	375.8	Measured	0.271	Calculated	145.6	Measured	0.105	Calculated	342.9	Measured	0.247	Measured	1388.4	Measured	Coal	Tangentially-fired	Dry Sorbent Injection	Low NOx Burner Technology w/ Closed-coupled/Separated OFA	Baghouse	Halogenated PAC Sorbent Injection	ARP, CSNOX, CSOSG2E, CSSO2G1, MATS
MI	J H Campbell	1710	1	########	13	1	130	372.9	Measured	0.269	Calculated	145.5	Measured	0.105	Calculated	342.6	Measured	0.247	Measured	1386.9	Measured	Coal	Tangentially-fired	Dry Sorbent Injection	Low NOx Burner Technology w/ Closed-coupled/Separated OFA	Baghouse	Halogenated PAC Sorbent Injection	ARP, CSNOX, CSOSG2E, CSSO2G1, MATS
MI	J H Campbell	1710	1	########	14	1	130	374.3	Measured	0.267	Calculated	146.9	Measured	0.105	Calculated	350.1	Measured	0.25	Measured	1400.3	Measured	Coal	Tangentially-fired	Dry Sorbent Injection	Low NOx Burner Technology w/ Closed-coupled/Separated OFA	Baghouse	Halogenated PAC Sorbent Injection	ARP, CSNOX, CSOSG2E, CSSO2G1, MATS
MI	J H Campbell	1710	1	########	15	1	130	375.7	Measured	0.268	Calculated	146.9	Measured	0.105	Calculated	353	Measured	0.252	Measured	1400.7	Measured	Coal	Tangentially-fired	Dry Sorbent Injection	Low NOx Burner Technology w/ Closed-coupled/Separated OFA	Baghouse	Halogenated PAC Sorbent Injection	ARP, CSNOX, CSOSG2E, CSSO2G1, MATS
MI	J H Campbell	1710	1	########	16	1	130	369.4	Measured	0.266	Calculated	145.5	Measured	0.105	Calculated	353.6	Measured	0.255	Measured	1386.8	Measured	Coal	Tangentially-fired	Dry Sorbent Injection	Low NOx Burner Technology w/ Closed-coupled/Separated OFA	Baghouse	Halogenated PAC Sorbent Injection	ARP, CSNOX, CSOSG2E, CSSO2G1, MATS
MI	J H Campbell	1710	1	########	17	1	130	382	Measured	0.275	Calculated	145.6	Measured	0.105	Calculated	341.5	Measured	0.246	Measured	1388.2	Measured	Coal	Tangentially-fired	Dry Sorbent Injection	Low NOx Burner Technology w/ Closed-coupled/Separated OFA	Baghouse	Halogenated PAC Sorbent Injection	ARP, CSNOX, CSOSG2E, CSSO2G1, MATS
MI	J H Campbell	1710	1	########	18	1	130	379.5	Measured	0.271	Calculated	147	Measured	0.105	Calculated	328	Measured	0.234	Measured	1401.9	Measured	Coal	Tangentially-fired	Dry Sorbent Injection	Low NOx Burner Technology w/ Closed-coupled/Separated OFA	Baghouse	Halogenated PAC Sorbent Injection	ARP, CSNOX, CSOSG2E, CSSO2G1, MATS
MI	J H Campbell	1710	1	########	19	1	129	380.5	Measured	0.275	Calculated	145.2	Measured	0.105	Calculated	332.2	Measured	0.24	Measured	1384	Measured	Coal	Tangentially-fired	Dry Sorbent Injection	Low NOx Burner Technology w/ Closed-coupled/Separated OFA	Baghouse	Halogenated PAC Sorbent Injection	ARP, CSNOX, CSOSG2E, CSSO2G1, MATS
MI	J H Campbell	1710	1	########	20	1	130	367.6	Measured	0.265	Calculated	145.7	Measured	0.105	Calculated	341.6	Measured	0.246	Measured	1388.8	Measured	Coal	Tangentially-fired	Dry Sorbent Injection	Low NOx Burner Technology w/ Closed-coupled/Separated OFA	Baghouse	Halogenated PAC Sorbent Injection	ARP, CSNOX, CSOSG2E, CSSO2G1, MATS
MI	J H Campbell	1710	1	########	21	1	130	377.1	Measured	0.272	Calculated	145.5	Measured	0.105	Calculated	364.8	Measured	0.263	Measured	1387	Measured	Coal	Tangentially-fired	Dry Sorbent Injection	Low NOx Burner Technology w/ Closed-coupled/Separated OFA	Baghouse	Halogenated PAC Sorbent Injection	ARP, CSNOX, CSOSG2E, CSSO2G1, MATS
MI	J H Campbell	1710	1	########	22	1	130	378.6	Measured	0.273	Calculated	145.6	Measured	0.105	Calculated	362.2	Measured	0.261	Measured	1387.9	Measured	Coal	Tangentially-fired	Dry Sorbent Injection	Low NOx Burner Technology w/ Closed-coupled/Separated OFA	Baghouse	Halogenated PAC Sorbent Injection	ARP, CSNOX, CSOSG2E, CSSO2G1, MATS
MI	J H Campbell	1710	1	########	23	1	130	381	Measured	0.275	Calculated	145.4	Measured	0.105	Calculated	363.1	Measured	0.262	Measured	1386	Measured	Coal	Tangentially-fired	Dry Sorbent Injection	Low NOx Burner

MI	J H Campbell	1710	1	########	21	1	130	376.7	Measured	0.272	Calculated	145.3	Measured	0.105	Calculated	349.1	Measured	0.252	Measured	1385.5	Measured	Coal	Tangentially-fired	Dry Sorbent Injection	Low NOx Burner Technology w/ Closed-coupled/Separated OFA	Baghouse	Halogenated PAC Sorbent Injection	ARP, CSNOX, CSOSG2E, CSSO2G1, MATS
MI	J H Campbell	1710	1	########	22	1	130	372.5	Measured	0.269	Calculated	145.3	Measured	0.105	Calculated	358.9	Measured	0.259	Measured	1385.7	Measured	Coal	Tangentially-fired	Dry Sorbent Injection	Low NOx Burner Technology w/ Closed-coupled/Separated OFA	Baghouse	Halogenated PAC Sorbent Injection	ARP, CSNOX, CSOSG2E, CSSO2G1, MATS
MI	J H Campbell	1710	1	########	23	1	130	507.3	Measured	0.365	Calculated	145.6	Measured	0.105	Calculated	363.8	Measured	0.262	Measured	1388.5	Measured	Coal	Tangentially-fired	Dry Sorbent Injection	Low NOx Burner Technology w/ Closed-coupled/Separated OFA	Baghouse	Halogenated PAC Sorbent Injection	ARP, CSNOX, CSOSG2E, CSSO2G1, MATS
MI	J H Campbell	1710	1	########	0	1	130	459.4	Measured	0.331	Calculated	145.4	Measured	0.105	Calculated	350.7	Measured	0.253	Measured	1386	Measured	Coal	Tangentially-fired	Dry Sorbent Injection	Low NOx Burner Technology w/ Closed-coupled/Separated OFA	Baghouse	Halogenated PAC Sorbent Injection	ARP, CSNOX, CSOSG2E, CSSO2G1, MATS
MI	J H Campbell	1710	1	########	1	1	130	378.5	Measured	0.275	Calculated	144.4	Measured	0.105	Calculated	322.1	Measured	0.234	Measured	1376.7	Measured	Coal	Tangentially-fired	Dry Sorbent Injection	Low NOx Burner Technology w/ Closed-coupled/Separated OFA	Baghouse	Halogenated PAC Sorbent Injection	ARP, CSNOX, CSOSG2E, CSSO2G1, MATS
MI	J H Campbell	1710	1	########	2	1	129	370.4	Measured	0.266	Calculated	146	Measured	0.105	Calculated	332.6	Measured	0.239	Measured	1391.8	Measured	Coal	Tangentially-fired	Dry Sorbent Injection	Low NOx Burner Technology w/ Closed-coupled/Separated OFA	Baghouse	Halogenated PAC Sorbent Injection	ARP, CSNOX, CSOSG2E, CSSO2G1, MATS
MI	J H Campbell	1710	1	########	3	1	130	368.6	Measured	0.265	Calculated	145.9	Measured	0.105	Calculated	324.1	Measured	0.233	Measured	1390.8	Measured	Coal	Tangentially-fired	Dry Sorbent Injection	Low NOx Burner Technology w/ Closed-coupled/Separated OFA	Baghouse	Halogenated PAC Sorbent Injection	ARP, CSNOX, CSOSG2E, CSSO2G1, MATS
MI	J H Campbell	1710	1	########	4	1	131	385.1	Measured	0.279	Calculated	144.7	Measured	0.105	Calculated	331	Measured	0.24	Measured	1379.3	Measured	Coal	Tangentially-fired	Dry Sorbent Injection	Low NOx Burner Technology w/ Closed-coupled/Separated OFA	Baghouse	Halogenated PAC Sorbent Injection	ARP, CSNOX, CSOSG2E, CSSO2G1, MATS
MI	J H Campbell	1710	1	########	5	1	130	384.5	Measured	0.277	Calculated	145.7	Measured	0.105	Calculated	354.3	Measured	0.255	Measured	1389.4	Measured	Coal	Tangentially-fired	Dry Sorbent Injection	Low NOx Burner Technology w/ Closed-coupled/Separated OFA	Baghouse	Halogenated PAC Sorbent Injection	ARP, CSNOX, CSOSG2E, CSSO2G1, MATS
MI	J H Campbell	1710	1	########	6	1	129	373.8	Measured	0.27	Calculated	145.4	Measured	0.105	Calculated	360.3	Measured	0.26	Measured	1385.9	Measured	Coal	Tangentially-fired	Dry Sorbent Injection	Low NOx Burner Technology w/ Closed-coupled/Separated OFA	Baghouse	Halogenated PAC Sorbent Injection	ARP, CSNOX, CSOSG2E, CSSO2G1, MATS
MI	J H Campbell	1710	1	########	7	1	130	373.6	Measured	0.268	Calculated	146.3	Measured	0.105	Calculated	348.6	Measured	0.25	Measured	1394.5	Measured	Coal	Tangentially-fired	Dry Sorbent Injection	Low NOx Burner Technology w/ Closed-coupled/Separated OFA	Baghouse	Halogenated PAC Sorbent Injection	ARP, CSNOX, CSOSG2E, CSSO2G1, MATS
MI	J H Campbell	1710	1	########	8	1	130	375.9	Measured	0.269	Calculated	146.5	Measured	0.105	Calculated	356.1	Measured	0.255	Measured	1396.5	Measured	Coal	Tangentially-fired	Dry Sorbent Injection	Low NOx Burner Technology w/ Closed-coupled/Separated OFA	Baghouse	Halogenated PAC Sorbent Injection	ARP, CSNOX, CSOSG2E, CSSO2G1, MATS
MI	J H Campbell	1710	1	########	9	1	129	376.6	Measured	0.272	Calculated	145.3	Measured	0.105	Calculated	363	Measured	0.262	Measured	1385.4	Measured	Coal	Tangentially-fired	Dry Sorbent Injection	Low NOx Burner Technology w/ Closed-coupled/Separated OFA	Baghouse	Halogenated PAC Sorbent Injection	ARP, CSNOX, CSOSG2E, CSSO2G1, MATS
MI	J H Campbell	1710	1	########	10	1	130	378.9	Measured	0.273	Calculated	145.7	Measured	0.105	Calculated	359.8	Measured	0.259	Measured	1389	Measured	Coal	Tangentially-fired	Dry Sorbent Injection	Low NOx Burner Technology w/ Closed-coupled/Separated OFA	Baghouse	Halogenated PAC Sorbent Injection	ARP, CSNOX, CSOSG2E, CSSO2G1, MATS
MI	J H Campbell	1710	1	########	11	1	129	365.2	Measured	0.263	Calculated	145.8	Measured	0.105	Calculated	367.1	Measured	0.264	Measured	1390.4	Measured	Coal	Tangentially-fired	Dry Sorbent Injection	Low NOx Burner Technology w/ Closed-coupled/Separated OFA	Baghouse	Halogenated PAC Sorbent Injection	ARP, CSNOX, CSOSG2E, CSSO2G1, MATS
MI	J H Campbell	1710	1	########	12	1	130	369.1	Measured	0.266	Calculated	145.7	Measured	0.105	Calculated	361.1	Measured	0.26	Measured	1388.9	Measured	Coal	Tangentially-fired	Dry Sorbent Injection	Low NOx Burner Technology w/ Closed-coupled/Separated OFA	Baghouse	Halogenated PAC Sorbent Injection	ARP, CSNOX, CSOSG2E, CSSO2G1, MATS
MI	J H Campbell	1710	1	########	13	1	130	376.4	Measured	0.268	Calculated	147.2	Measured	0.105	Calculated	341	Measured	0.243	Measured	1403.3	Measured	Coal	Tangentially-fired	Dry Sorbent Injection	Low NOx Burner Technology w/ Closed-coupled/Separated OFA	Baghouse	Halogenated PAC Sorbent Injection	ARP, CSNOX, CSOSG2E, CSSO2G1, MATS
MI	J H Campbell	1710	1	########	14	1	130	363.4	Measured	0.259	Calculated	147.1	Measured	0.105	Calculated	353.4	Measured	0.252	Measured	1402.3	Measured	Coal	Tangentially-fired	Dry Sorbent Injection	Low NOx Burner Technology w/ Closed-coupled/Separated OFA	Baghouse	Halogenated PAC Sorbent Injection	ARP, CSNOX, CSOSG2E, CSSO2G1, MATS
MI	J H Campbell	1710	1	########	15	1	130	364.2	Measured	0.261	Calculated	146.4	Measured	0.105	Calculated	368.6	Measured	0.264	Measured	1396.2	Measured	Coal	Tangentially-fired	Dry Sorbent Injection	Low NOx Burner Technology w/ Closed-coupled/Separated OFA	Baghouse	Halogenated PAC Sorbent Injection	ARP, CSNOX, CSOSG2E, CSSO2G1, MATS
MI	J H Campbell	1710	1	########	16	1	130	378	Measured	0.269	Calculated	147.5	Measured	0.105	Calculated	360	Measured	0.256	Measured	1406.2	Measured	Coal	Tangentially-fired	Dry Sorbent Injection	Low NOx Burner Technology w/ Closed-coupled/Separated OFA	Baghouse	Halogenated PAC Sorbent Injection	ARP, CSNOX, CSOSG2E, CSSO2G1, MATS
MI	J H Campbell	1710	1	########	17	1	130	370.3	Measured	0.266	Calculated	145.7	Measured	0.105	Calculated	348.8	Measured	0.251	Measured	1389.7	Measured	Coal	Tangentially-fired	Dry Sorbent Injection	Low NOx Burner Technology w/ Closed-coupled/Separated OFA	Baghouse	Halogenated PAC Sorbent Injection	ARP, CSNOX, CSOSG2E, CSSO2G1, MATS
MI	J H Campbell	1710	1	########	18	1	130	370.9	Measured	0.267	Calculated	145.8	Measured	0.105	Calculated	368.5	Measured	0.265	Measured	1390.5	Measured	Coal	Tangentially-fired	Dry Sorbent Injection	Low NOx Burner Technology w/ Closed-coupled/Separated OFA	Baghouse	Halogenated PAC Sorbent Injection	ARP, CSNOX, CSOSG2E, CSSO2G1, MATS
MI	J H Campbell	1710	1	########	19	1	130	377.9	Measured	0.271	Calculated	146.4	Measured	0.105	Calculated	358.8	Measured	0.257	Measured	1396.1	Measured	Coal	Tangentially-fired	Dry Sorbent Injection	Low NOx Burner Technology w/ Closed-coupled/Separated OFA	Baghouse	Halogenated PAC Sorbent Injection	ARP, CSNOX, CSOSG2E, CSSO2G1, MATS
MI	J H Campbell	1710	1	########	20	1	130	371.2	Measured	0.264	Calculated	147.2	Measured	0.105	Calculated	366.4	Measured	0.261	Measured	1403.7	Measured	Coal	Tangentially-fired	Dry Sorbent Injection	Low NOx Burner Technology w/ Closed-coupled/Separated OFA	Baghouse	Halogenated PAC Sorbent Injection	ARP, CSNOX, CSOSG2E, CSSO2G1, MATS
MI	J H Campbell	1710	1	########	21	1	130	375.4	Measured	0.269	Calculated	146.3	Measured	0.105	Calculated	362.6	Measured	0.26	Measured	1394.8	Measured	Coal	Tangentially-fired	Dry Sorbent Injection	Low NOx Burner Technology w/ Closed-coupled/Separated OFA	Baghouse	Halogenated PAC Sorbent Injection	ARP, CSNOX, CSOSG2E, CSSO2G1, MATS
MI	J H Campbell	1710	1	########	22	1	130	377.1	Measured	0.269	Calculated	146.9	Measured	0.105	Calculated	348.8	Measured	0.249	Measured	1400.8	Measured	Coal	Tangentially-fired	Dry Sorbent Injection	Low NOx Burner Technology w/ Closed-coupled/Separated OFA	Baghouse	Halogenated PAC Sorbent Injection	ARP, CSNOX, CSOSG2E, CSSO2G1, MATS
MI	J H Campbell	1710	1	########	23	1	129	383.7	Measured	0.273	Calculated	147.7	Measured	0.105	Calculated	353.4	Measured	0.251	Measured	1407.9	Measured	Coal	Tangentially-fired	Dry Sorbent Injection	Low NOx Burner Technology w/ Closed-coupled/Separated OFA	Baghouse	Halogenated PAC Sorbent Injection	ARP, CSNOX, CSOSG2E, CSSO2G1, MATS
MI	J H Campbell	1710	1	########	0	1	130	385.8	Measured	0.274	Calculated	147.5	Measured	0.105	Calculated	358.6	Measured	0.255	Measured	1406.4	Measured	Coal	Tangentially-fired	Dry Sorbent Injection	Low NOx Burner Technology w/ Closed-coupled/Separated OFA	Baghouse	Halogenated PAC Sorbent Injection	ARP, CSNOX, CSOSG2E, CSSO2G1, MATS
MI	J H Campbell	1710	1	########	1	1	130	377.5	Measured	0.269	Calculated	147.4	Measured	0.105	Calculated	344.3	Measured	0.245	Measured	1405.3	Measured	Coal	Tangentially-fired	Dry Sorbent Injection	Low NOx Burner Technology w/ Closed-coupled/Separated OFA	Baghouse	Halogenated PAC Sorbent Injection	ARP, CSNOX, CSOSG2E, CSSO2G1, MATS
MI	J H Campbell	1710	1	########	2	1	130	382.4	Measured	0.275	Calculated	146.1	Measured	0.105	Calculated	348.2	Measured	0.25	Measured	1392.8	Measured	Coal	Tangentially-fired	Dry Sorbent Injection	Low NOx Burner Technology w/ Closed-coupled/Separated OFA	Baghouse	Halogenated PAC Sorbent Injection	ARP, CSNOX, CSOSG2E, CSSO2G1, MATS
MI	J H Campbell	1710	1	########	3	1	130	376.7	Measured	0.27	Calculated	146.6	Measured	0.105	Calculated	339.6	Measured	0.243	Measured	1397.7	Measured	Coal	Tangentially-fired	Dry Sorbent Injection	Low NOx Burner Technology w/ Closed-coupled/Separated OFA	Baghouse	Halogenated PAC Sorbent Injection	ARP, CSNOX, CSOSG2E, CSSO2G1, MATS
MI	J H Campbell	1710	1	########	4	1	130	371.7	Measured	0.269	Calculated	144.8	Measured	0.105	Calculated	346.6	Measured	0.251	Measured	1381	Measured	Coal	Tangentially-fired	Dry Sorbent Injection	Low NOx Burner Technology w/ Closed-coupled/Separated OFA	Baghouse	Halogenated PAC Sorbent Injection	ARP, CSNOX, CSOSG2E, CSSO2G1, MATS
MI	J H Campbell	1710	1	########	5	1	130	369.9	Measured	0.264	Calculated	146.7	Measured	0.105	Calculated	360.9	Measured	0.258	Measured	1398.8	Measured	Coal	Tangentially-fired	Dry Sorbent Injection	Low NOx Burner Technology w/ Closed-coupled/Separated OFA	Baghouse	Halogenated PAC Sorbent Injection	ARP, CSNOX, CSOSG2E, CSSO2G1, MATS
MI	J H Campbell	1710	1	########	6	1	130	377.9	Measured	0.27	Calculated	146.7	Measured	0.105	Calculated	368	Measured	0.263	Measured	1399.2	Measured	Coal	Tangentially-fired	Dry Sorbent Injection	Low NOx Burner Technology w/ Closed-coupled/Separated OFA	Baghouse	Halogenated PAC Sorbent Injection	ARP, CSNOX, CSOSG2E, CSSO2G1, MATS
MI	J H Campbell	1710	1	########	7	1	130	377.7	Measured	0.271	Calculated	146	Measured	0.105	Calculated	369	Measured	0.265	Measured	1392.4	Measured	Coal	Tangentially-fired	Dry Sorbent Injection	Low NOx Burner Technology w/ Closed-coupled/Separated OFA	Baghouse	Halogenated PAC Sorbent Injection	ARP, CSNOX, CSOSG2E, CSSO2G1, MATS
MI	J H Campbell	1710	1	########	8	1	130	373.5	Measured	0.27	Calculated	145.1	Measured	0.105	Calculated	359.6	Measured	0.26	Measured	1383.1	Measured	Coal	Tangentially-fired	Dry Sorbent Injection	Low NOx Burner Technology w/ Closed-coupled/Separated OFA	Baghouse	Halogenated PAC Sorbent Injection	ARP, CSNOX, CSOSG2E, CSSO2G1, MATS
MI	J H Campbell	1710	1	########	9	1	129	367	Measured	0.264	Calculated	145.9	Measured	0.105	Calculated	328.3	Measured	0.236	Measured	1391.2	Measured	Coal	Tangentially-fired	Dry Sorbent Injection	Low NOx Burner Technology w/ Closed-coupled/Separated OFA	Baghouse	Halogenated PAC Sorbent Injection	ARP, CSNOX, CSOSG2E, CSSO2G1, MATS
MI	J H Campbell	1710	1	########	10	1	130	376.2	Measured	0.27	Calculated	146.2	Measured	0.105	Calculated	334.6	Measured	0.24	Measured	1394.2	Measured	Coal	Tangentially-fired	Dry Sorbent Injection	Low NOx Burner Technology w/ Closed-coupled/Separated OFA	Baghouse	Halogenated PAC Sorbent Injection	ARP, CSNOX, CSOSG2E, CSSO2G1, MATS
MI	J H Campbell	1710	1	########	11	1	130	371.7	Measured	0.267	Calculated	145.9	Measured	0.105	Calculated	340.9	Measured	0.245	Measured	1391.4	Measured	Coal	Tangentially-fired	Dry Sorbent Injection	Low NOx Burner Technology w/ Closed-coupled/Separated OFA	Baghouse	Halogenated PAC Sorbent Injection	ARP, CSNOX, CSOSG2E, CSSO2G1, MATS
MI	J H Campbell	1710	1	########	12	1	130	368.7	Measured	0.266	Calculated	145.6	Measured	0.105	Calculated	353.9	Measured	0.255	Measured	1388	Measured	Coal	Tangentially-fired	Dry Sorbent Injection	Low NOx Burner Technology w/ Closed-coupled/Separated OFA	Baghouse	Halogenated PAC Sorbent Injection	ARP, CSNOX, CSOSG2E, CSSO2G1, MATS
MI	J H Campbell	1710	1	########	13	1	130	375.8	Measured	0.27	Calculated	146.1	Measured	0.105	Calculated	362.2	Measured	0.26	Measured	1392.9	Measured	Coal	Tangentially-fired	Dry Sorbent Injection	Low NOx Burner Technology w/ Closed-coupled/Separated OFA	Baghouse	Halogenated PAC Sorbent Injection	ARP, CSNOX, CSOSG2E, CSSO2G1, MATS
MI	J H Campbell	1710	1	########	14	1	130	380.4	Measured	0.275	Calculated	144.8	Measured	0.105	Calculated	360.4	Measured	0.261	Measured	1380.9	Measured	Coal	Tangentially-fired	Dry Sorbent Injection	Low NOx Burner Technology w/ Closed-coupled/Separated OFA	Baghouse	Halogenated PAC Sorbent Injection	ARP, CSNOX, CSOSG2E, CSSO2G1, MATS
MI	J H Campbell	1710	1	########	15	1	130	383.5	Measured	0.278	Calculated	144.9	Measured	0.105	Calculated	356.4	Measured	0.258	Measured	1381.4	Measured	Coal	Tangentially-fired	Dry Sorbent Injection	Low NOx Burner Technology w/ Closed-coupled/Separated OFA	Baghouse	Halogenated PAC Sorbent Injection	ARP, CSNOX, CSOSG2E, CSSO2G1, MATS
MI	J H Campbell	1710	1	########	16	1	129	374.2	Measured	0.272	Calculated	144.5	Measured	0.105	Calculated	348.6	Measured	0.253	Measured	1377.9	Measured	Coal	Tangentially-fired	Dry Sorbent Injection	Low NOx Burner Technology w/ Closed-coupled/Separated OFA	Baghouse	Halogenated PAC Sorbent Injection	ARP, CSNOX, CSOSG2E, CSSO2G1, MATS
MI	J H Campbell	1710	1	########	17	1	130	373	Measured	0.269	Calculated	145.5	Measured	0.105	Calculated	333	Measured	0.24	Measured	1387.3	Measured	Coal	Tangentially-fired	Dry Sorbent Injection	Low NOx Burner Technology w/ Closed-coupled/Separated OFA	Baghouse	Halogenated PAC Sorbent Injection	ARP, CSNOX, CSOSG2E, CSSO2G1, MATS
MI	J H Campbell	1710	1	########	18	1	130	369.4	Measured	0.266	Calculated	145.5	Measured	0.105	Calculated	327.5	Measured	0.236	Measured	1387.7	Measured	Coal	Tangentially-fired	Dry Sorbent Injection	Low NOx Burner Technology w/ Closed-coupled/Separated OFA	Baghouse	Halogenated PAC Sorbent Injection	ARP, CSNOX, CSOSG2E, CSSO2G1, MATS
MI	J H Campbell	1710	1	########	19	1	129	374.9	Measured	0.271	Calculated	144.9	Measured	0.105	Calculated	330.3	Measured	0.239	Measured	1381.8	Measured	Coal	Tangentially-fired	Dry Sorbent Injection	Low NOx Burner Technology w/ Closed-coupled/Separated OFA	Baghouse	Halogenated PAC Sorbent Injection	ARP, CSNOX, CSOSG2E, CSSO2G1, MATS
MI	J H Campbell	1710	1	########	20	1	130	379.5	Measured	0.273	Calculated	145.9	Measured	0.105	Calculated	349.1	Measured	0.251	Measured	1391	Measured	Coal	Tangentially-fired	Dry Sorbent Injection	Low NOx Burner Technology w/ Closed-coupled/Separated OFA	Baghouse	Halogenated PAC Sorbent Injection	ARP, CSNOX, CSOSG2E, CSSO2G1, MATS
MI	J H Campbell	1710	1	########	21	1	130	375.7	Measured	0.27	Calculated	146	Measured	0.105	Calculated	345.3	Measured	0.248	Measured	1392.5	Measured	Coal	Tangentially-fired	Dry Sorbent Injection	Low NOx Burner Technology w/ Closed-coupled/Separated OFA	Baghouse	Halogenated PAC Sorbent Injection	ARP, CSNOX, CSOSG2E, CSSO2G1, MATS
MI	J H Campbell	1710	1	########	22	1	130	379.8	Measured	0.273	Calculated	145.7	Measured	0.105	Calculated	338.9	Measured	0.244	Measured	1389.1	Measured	Coal	Tangentially-fired	Dry Sorbent Injection	Low NOx Burner Technology w/ Closed-coupled/Separated OFA	Baghouse	Halogenated PAC Sorbent Injection	ARP, CSNOX, CSOSG2E, CSSO2G1, MATS
MI	J H Campbell	1710	1	########	23	1	130	507.6	Measured	0.367	Calculated	144.9	Measured	0.105	Calculated	357.8	Measured	0.259	Measured	1381.3	Measured	Coal	Tangentially-fired	Dry Sorbent Injection	Low NOx Burner Technology w/ Closed-coupled/Separated OFA	Baghouse	Halogenated PAC Sorbent Injection	ARP, CSNOX, CSOSG2E, CSSO2G1, MATS
MI	J H Campbell	1710	1	########	0	1	130	388.1	Measured	0.279	Calculated	146	Measured	0.105	Calculated	339.6	Measured	0.244	Measured	1392	Measured	Coal	Tangentially-fired	Dry Sorbent Injection	Low NOx Burner Technology w/ Closed-coupled/Separated OFA	Baghouse	Halogenated PAC Sorbent Injection	ARP, CSNOX, CSOSG2E, CSSO2G1, MATS
MI	J H Campbell	1710	1	########	1	1	130	376.1	Measured	0.269	Calculated	146.4	Measured	0.105	Calculated	321	Measured	0.23	Measured	1395.6	Measured	Coal	Tangentially-fired	Dry Sorbent Injection	Low NOx Burner Technology w/ Closed-coupled/Separated OFA	Baghouse	Halogenated PAC Sorbent Injection	ARP, CSNOX, CSOSG2E, CSSO2G1, MATS
MI	J H Campbell	1710	1	########	2	1	130	372.8	Measured	0.268	Calculated	145.7	Measured	0.105	Calculated	312.6	Measured	0.225	Measured	1389.3	Measured	Coal	Tangentially-fired	Dry Sorbent Injection	Low NOx Burner Technology w/ Closed-coupled/Separated OFA	Baghouse	Halogenated PAC Sorbent Injection	ARP, CSNOX, CSOSG2E, CSSO2G1, MATS
MI	J H Campbell	1710	1	########	3	1	130	373.3	Measured	0.27	Calculated	145.3	Measured	0.105	Calculated	321.3	Measured	0.232	Measured	1385	Measured	Coal	Tangentially-fired	Dry Sorbent Injection	Low NOx Burner Technology w/ Closed-coupled/Separated OFA	Baghouse	Halogenated PAC Sorbent Injection	ARP, CSNOX, CSOSG2E, CSSO2G1, MATS
MI	J H Campbell	1710	1	########	4	1	130	354.5	Measured	0.257	Calculated	144.6	Measured	0.105	Calculated	333.7	Measured	0.242	Measured	1379.1	Measured	Coal	Tangentially-fired	Dry Sorbent Injection	Low NOx Burner Technology w/ Closed-coupled/Separated OFA	Baghouse	Halogenated PAC Sorbent Injection	ARP, CSNOX, CSOSG2E, CSSO2G1, MATS
MI	J H Campbell	1710	1	########	5	1	130	379	Measured	0.272	Calculated	146.2	Measured	0.105	Calculated	344.2	Measured	0.247	Measured	1393.7	Measured	Coal	Tangentially-fired	Dry Sorbent Injection	Low NOx Burner Technology w/ Closed-coupled/Separated OFA	Baghouse	Halogenated PAC Sorbent Injection	ARP, CSNOX, CSOSG2E, CSSO2G1, MATS
MI	J H Campbell	1710	1	########	6	1	130	384.1	Measured	0.276	Calculated	146.1	Measured	0.105	Calculated	349.5	Measured	0.251	Measured	1392.6	Measured	Coal	Tangentially-fired	Dry Sorbent Injection	Low NOx Burner Technology w/ Closed-coupled/Separated OFA	Baghouse	Halogenated PAC Sorbent Injection	ARP, CSNOX, CSOSG2E, CSSO2G1, MATS
MI	J H Campbell	1710	1	########	7	1	129	375.2	Measured	0.272	Calculated	144.6	Measured	0.105	Calculated	348.8	Measured	0.253	Measured	1378.7	Measured	Coal	Tangentially-fired	Dry Sorbent Injection	Low NOx Burner Technology w/ Closed-coupled/Separated OFA	Baghouse	Halogenated PAC Sorbent Injection	ARP, CSNOX, CSOSG2E, CSSO2G1, MATS
MI	J H Campbell	1710	1	########	8	1	130	371.4	Measured	0.269	Calculated	144.6	Measured	0.105	Calculated	343.2	Measured	0.249	Measured	1378.4	Measured	Coal	Tangentially-fired	Dry Sorbent Injection	Low NOx Burner Technology w/ Closed-coupled/Separated OFA	Baghouse	Halogenated PAC Sorbent Injection	ARP, CSNOX, CSOSG2E, CSSO2G1, MATS
MI	J H Campbell	1710	1	########	9	1	130	370.7	Measured	0.269	Calculated	144.5	Measured	0.105	Calculated	333.3	Measured	0.242	Measured	1377.3	Measured	Coal	Tangentially-fired	Dry Sorbent Injection	Low NOx Burner Technology w/ Closed-coupled/Separated OFA	Baghouse	Halogenated PAC Sorbent Injection	ARP, CSNOX, CSOSG2E, CSSO2G1, MATS
MI	J H Campbell	1710	1	########	10	1	130	372.3	Measured	0.269	Calculated	145.2	Measured	0.105	Calculated	337.9	Measured	0.244	Measured	1384.8	Measured	Coal	Tangentially-fired	Dry Sorbent Injection	Low NOx Burner Technology w/ Closed-coupled/Separated OFA	Baghouse	Halogenated PAC Sorbent Injection	ARP, CSNOX, CSOSG2E, CSSO2G1, MATS
MI	J H Campbell	1710	1	########	11	1	131	371.6	Measured	0.268	Calculated	145.4	Measured	0.105	Calculated	341.1	Measured	0.246	Measured	1386.5	Measured	Coal	Tangentially-fired	Dry Sorbent Injection	Low NOx Burner Technology w/ Closed-coupled/Separated OFA	Baghouse	Halogenated PAC Sorbent Injection	ARP, CSNOX, CSOSG2E, CSSO2G1, MATS
MI	J H Campbell	1710	1	########	12	1	187	595.3	Measured	0.311	Calculated	200.7	Measured	0.105	Calculated	285.2	Measured	0.149	Measured	1914.1	Measured	Coal	Tangentially-fired	Dry Sorbent Injection	Low NOx Burner Technology w/ Closed-coupled/Separated OFA	Baghouse	Halogenated PAC Sorbent Injection	ARP, CSNOX, CSOSG2E, CSSO2G1, MATS
MI	J H Campbell	1710	1	########	13	1	209	670.3	Measured	0.315	Calculated	223.5	Measured	0.105	Calculated	311.1	Measured	0.146	Measured	2130.9	Measured	Coal	Tangentially-fired	Dry Sorbent Injection	Low NOx Burner Technology w/ Closed-coupled/Separated OFA	Baghouse	Halogenated PAC Sorbent Injection	ARP, CSNOX, CSOSG2E, CSSO2G1, MATS
MI	J H Campbell	1710	1	########	14	1	213	593.8	Measured	0.273	Calculated	227.8	Measured	0.105	Calculated	317.2	Measured	0.146	Measured	2172.4	Measured	Coal	Tangentially-fired	Dry Sorbent Injection	Low NOx Burner Technology w/ Closed-coupled/Separated OFA	Baghouse	Halogenated PAC Sorbent Injection	ARP, CSNOX, CSOSG2E, CSSO2G1, MATS
MI	J H Campbell	1710	1	########	15	1	215	565.4	Measured	0.26	Calculated	228.5	Measured	0.105	Calculated	307.2	Measured	0.141	Measured	2178.8	Measured	Coal	Tangentially-fired	Dry Sorbent Injection	Low NOx Burner Technology w/ Closed-coupled/Separated OFA	Baghouse	Halogenated PAC Sorbent Injection	ARP, CSNOX, CSOSG2E, CSSO2G1, MATS
MI	J H Campbell	1710	1	########	16	1	219	569.8	Measured	0.256	Calculated	233	Measured	0.105	Calculated	322.2	Measured	0.145	Measured	2222	Measured	Coal	Tangentially-fired	Dry Sorbent Injection	Low NOx Burner Technology w/ Closed-coupled/Separated OFA	Baghouse	Halogenated PAC Sorbent Injection	ARP, CSNOX, CSOSG2E, CSSO2G1, MATS
MI	J H Campbell	1710	1	########	17	1	232	615.8	Measured	0.263	Calculated	246	Measured	0.105	Calculated	356.5	Measured	0.152	Measured	2345.2	Measured	Coal	Tangentially-fired	Dry Sorbent Injection	Low NOx Burner Technology w/ Closed-coupled/Separated OFA	Baghouse	Halogenated PAC Sorbent Injection	ARP, CSNOX, CSOSG2E, CSSO2G1, MATS
MI	J H Campbell	1710	1	########	18	1	232	624.4	Measured	0.266	Calculated	245.8	Measured	0.105	Calculated	353.9	Measured	0.151	Measured	2343.7	Measured	Coal	Tangentially-fired	Dry Sorbent Injection	Low NOx Burner Technology w/ Closed-coupled/Separated OFA	Baghouse	Halogenated PAC Sorbent Injection	ARP, CSNOX, CSOSG2E, CSSO2G1, MATS
MI	J H Campbell	1710	1	########	19	1	233	624.8	Measured	0.267	Calculated	245.7	Measured	0.105	Calculated	351.5	Measured	0.15	Measured	2343	Measured	Coal	Tangentially-fired	Dry Sorbent Injection	Low NOx Burner Technology w/ Closed-coupled/Separated OFA	Baghouse	Halogenated PAC Sorbent Injection	ARP, CSNOX, CSOSG2E, CSSO2G1, MATS
MI	J H Campbell	1710	1	########	20	1	233	634.1	Measured	0.271	Calculated	245.8	Measured	0.105	Calculated	351.6	Measured	0.15	Measured	2344	Measured	Coal	Tangentially-fired	Dry Sorbent Injection	Low NOx Burner Technology w/ Closed-coupled/Separated OFA	Baghouse	Halogenated PAC Sorbent Injection	ARP, CSNOX, CSOSG2E, CSSO2G1, MATS
MI	J H Campbell	1710	1	########	21	1	233	637.7	Measured	0.274	Calculated	244.2	Measured	0.105	Calculated	349.3	Measured	0.15	Measured	2328.7	Measured	Coal	Tangentially-fired	Dry Sorbent Injection	Low NOx Burner Technology w/ Closed-coupled/Separated OFA	Baghouse	Halogenated PAC Sorbent Injection	ARP, CSNOX, CSOSG2E, CSSO2G1, MATS
MI	J H Campbell	1710	1	########	22	1	232	545.8	Measured	0.234	Calculated	244.6	Measured	0.105	Calculated	345.2	Measured	0.148	Measured	2332.6	Measured	Coal	Tangentially-fired	Dry Sorbent Injection

MI	J H Campbell	1710	1	########	20	1	232	664.8	Measured	0.28	Calculated	249.5	Measured	0.105	Calculated	384.9	Measured	0.162	Measured	2376.1	Measured	Coal	Tangentially-fired	Dry Sorbent Injection	Low NOx Burner Technology w/ Closed-coupled/Separated OFA	Baghouse	Halogenated PAC Sorbent Injection	ARP, CSNOX, CSOSG2E, CSSO2G1, MATS
MI	J H Campbell	1710	1	########	21	1	233	651.2	Measured	0.272	Calculated	251.5	Measured	0.105	Calculated	390.9	Measured	0.163	Measured	2397.9	Measured	Coal	Tangentially-fired	Dry Sorbent Injection	Low NOx Burner Technology w/ Closed-coupled/Separated OFA	Baghouse	Halogenated PAC Sorbent Injection	ARP, CSNOX, CSOSG2E, CSSO2G1, MATS
MI	J H Campbell	1710	1	########	22	1	233	613.5	Measured	0.258	Calculated	249.8	Measured	0.105	Calculated	400.2	Measured	0.168	Measured	2381.9	Measured	Coal	Tangentially-fired	Dry Sorbent Injection	Low NOx Burner Technology w/ Closed-coupled/Separated OFA	Baghouse	Halogenated PAC Sorbent Injection	ARP, CSNOX, CSOSG2E, CSSO2G1, MATS
MI	J H Campbell	1710	1	########	23	1	232	613.2	Measured	0.256	Calculated	251.6	Measured	0.105	Calculated	405.4	Measured	0.169	Measured	2386.8	Measured	Coal	Tangentially-fired	Dry Sorbent Injection	Low NOx Burner Technology w/ Closed-coupled/Separated OFA	Baghouse	Halogenated PAC Sorbent Injection	ARP, CSNOX, CSOSG2E, CSSO2G1, MATS
MI	J H Campbell	1710	1	########	0	1	233	632.7	Measured	0.264	Calculated	251.7	Measured	0.105	Calculated	408	Measured	0.17	Measured	2400.1	Measured	Coal	Tangentially-fired	Dry Sorbent Injection	Low NOx Burner Technology w/ Closed-coupled/Separated OFA	Baghouse	Halogenated PAC Sorbent Injection	ARP, CSNOX, CSOSG2E, CSSO2G1, MATS
MI	J H Campbell	1710	1	########	1	1	233	639.4	Measured	0.269	Calculated	249.4	Measured	0.105	Calculated	404.2	Measured	0.17	Measured	2377.6	Measured	Coal	Tangentially-fired	Dry Sorbent Injection	Low NOx Burner Technology w/ Closed-coupled/Separated OFA	Baghouse	Halogenated PAC Sorbent Injection	ARP, CSNOX, CSOSG2E, CSSO2G1, MATS
MI	J H Campbell	1710	1	########	2	1	233	636.8	Measured	0.267	Calculated	250.5	Measured	0.105	Calculated	403.6	Measured	0.169	Measured	2388	Measured	Coal	Tangentially-fired	Dry Sorbent Injection	Low NOx Burner Technology w/ Closed-coupled/Separated OFA	Baghouse	Halogenated PAC Sorbent Injection	ARP, CSNOX, CSOSG2E, CSSO2G1, MATS
MI	J H Campbell	1710	1	########	3	1	233	635.5	Measured	0.266	Calculated	250.6	Measured	0.105	Calculated	391.8	Measured	0.164	Measured	2389.2	Measured	Coal	Tangentially-fired	Dry Sorbent Injection	Low NOx Burner Technology w/ Closed-coupled/Separated OFA	Baghouse	Halogenated PAC Sorbent Injection	ARP, CSNOX, CSOSG2E, CSSO2G1, MATS
MI	J H Campbell	1710	1	########	4	1	233	599.1	Measured	0.255	Calculated	246.7	Measured	0.105	Calculated	388.1	Measured	0.165	Measured	2352.2	Measured	Coal	Tangentially-fired	Dry Sorbent Injection	Low NOx Burner Technology w/ Closed-coupled/Separated OFA	Baghouse	Halogenated PAC Sorbent Injection	ARP, CSNOX, CSOSG2E, CSSO2G1, MATS
MI	J H Campbell	1710	1	########	5	1	233	641.7	Measured	0.27	Calculated	249.3	Measured	0.105	Calculated	392.1	Measured	0.165	Measured	2376.6	Measured	Coal	Tangentially-fired	Dry Sorbent Injection	Low NOx Burner Technology w/ Closed-coupled/Separated OFA	Baghouse	Halogenated PAC Sorbent Injection	ARP, CSNOX, CSOSG2E, CSSO2G1, MATS
MI	J H Campbell	1710	1	########	6	1	233	642.4	Measured	0.268	Calculated	251.1	Measured	0.105	Calculated	395.1	Measured	0.165	Measured	2394.5	Measured	Coal	Tangentially-fired	Dry Sorbent Injection	Low NOx Burner Technology w/ Closed-coupled/Separated OFA	Baghouse	Halogenated PAC Sorbent Injection	ARP, CSNOX, CSOSG2E, CSSO2G1, MATS
MI	J H Campbell	1710	1	########	7	1	233	683.9	Measured	0.287	Calculated	249.6	Measured	0.105	Calculated	390.3	Measured	0.164	Measured	2380	Measured	Coal	Tangentially-fired	Dry Sorbent Injection	Low NOx Burner Technology w/ Closed-coupled/Separated OFA	Baghouse	Halogenated PAC Sorbent Injection	ARP, CSNOX, CSOSG2E, CSSO2G1, MATS
MI	J H Campbell	1710	1	########	8	1	232	700.5	Measured	0.294	Calculated	249.7	Measured	0.105	Calculated	385.7	Measured	0.162	Measured	2380.8	Measured	Coal	Tangentially-fired	Dry Sorbent Injection	Low NOx Burner Technology w/ Closed-coupled/Separated OFA	Baghouse	Halogenated PAC Sorbent Injection	ARP, CSNOX, CSOSG2E, CSSO2G1, MATS
MI	J H Campbell	1710	1	########	9	1	233	653.4	Measured	0.275	Calculated	249.5	Measured	0.105	Calculated	383	Measured	0.161	Measured	2378.9	Measured	Coal	Tangentially-fired	Dry Sorbent Injection	Low NOx Burner Technology w/ Closed-coupled/Separated OFA	Baghouse	Halogenated PAC Sorbent Injection	ARP, CSNOX, CSOSG2E, CSSO2G1, MATS
MI	J H Campbell	1710	1	########	10	1	233	647.9	Measured	0.272	Calculated	249.7	Measured	0.105	Calculated	383.4	Measured	0.161	Measured	2381.1	Measured	Coal	Tangentially-fired	Dry Sorbent Injection	Low NOx Burner Technology w/ Closed-coupled/Separated OFA	Baghouse	Halogenated PAC Sorbent Injection	ARP, CSNOX, CSOSG2E, CSSO2G1, MATS
MI	J H Campbell	1710	1	########	11	1	233	633.1	Measured	0.264	Calculated	251.5	Measured	0.105	Calculated	381.3	Measured	0.159	Measured	2397.9	Measured	Coal	Tangentially-fired	Dry Sorbent Injection	Low NOx Burner Technology w/ Closed-coupled/Separated OFA	Baghouse	Halogenated PAC Sorbent Injection	ARP, CSNOX, CSOSG2E, CSSO2G1, MATS
MI	J H Campbell	1710	1	########	12	1	233	616.5	Measured	0.258	Calculated	250.5	Measured	0.105	Calculated	384.6	Measured	0.161	Measured	2388.7	Measured	Coal	Tangentially-fired	Dry Sorbent Injection	Low NOx Burner Technology w/ Closed-coupled/Separated OFA	Baghouse	Halogenated PAC Sorbent Injection	ARP, CSNOX, CSOSG2E, CSSO2G1, MATS
MI	J H Campbell	1710	1	########	13	1	232	676.2	Measured	0.282	Calculated	251.3	Measured	0.105	Calculated	390.5	Measured	0.163	Measured	2395.6	Measured	Coal	Tangentially-fired	Dry Sorbent Injection	Low NOx Burner Technology w/ Closed-coupled/Separated OFA	Baghouse	Halogenated PAC Sorbent Injection	ARP, CSNOX, CSOSG2E, CSSO2G1, MATS
MI	J H Campbell	1710	1	########	14	1	232	713.9	Measured	0.297	Calculated	251.8	Measured	0.105	Calculated	391.4	Measured	0.163	Measured	2401.2	Measured	Coal	Tangentially-fired	Dry Sorbent Injection	Low NOx Burner Technology w/ Closed-coupled/Separated OFA	Baghouse	Halogenated PAC Sorbent Injection	ARP, CSNOX, CSOSG2E, CSSO2G1, MATS
MI	J H Campbell	1710	1	########	15	1	233	689.1	Measured	0.289	Calculated	250.3	Measured	0.105	Calculated	384.2	Measured	0.161	Measured	2386.5	Measured	Coal	Tangentially-fired	Dry Sorbent Injection	Low NOx Burner Technology w/ Closed-coupled/Separated OFA	Baghouse	Halogenated PAC Sorbent Injection	ARP, CSNOX, CSOSG2E, CSSO2G1, MATS
MI	J H Campbell	1710	1	########	16	1	233	683.7	Measured	0.287	Calculated	249.4	Measured	0.105	Calculated	380.5	Measured	0.16	Measured	2378.3	Measured	Coal	Tangentially-fired	Dry Sorbent Injection	Low NOx Burner Technology w/ Closed-coupled/Separated OFA	Baghouse	Halogenated PAC Sorbent Injection	ARP, CSNOX, CSOSG2E, CSSO2G1, MATS
MI	J H Campbell	1710	1	########	17	1	233	674.7	Measured	0.284	Calculated	248.8	Measured	0.105	Calculated	379.6	Measured	0.16	Measured	2372.4	Measured	Coal	Tangentially-fired	Dry Sorbent Injection	Low NOx Burner Technology w/ Closed-coupled/Separated OFA	Baghouse	Halogenated PAC Sorbent Injection	ARP, CSNOX, CSOSG2E, CSSO2G1, MATS
MI	J H Campbell	1710	1	########	18	1	235	620	Measured	0.258	Calculated	252.3	Measured	0.105	Calculated	377.7	Measured	0.157	Measured	2405.6	Measured	Coal	Tangentially-fired	Dry Sorbent Injection	Low NOx Burner Technology w/ Closed-coupled/Separated OFA	Baghouse	Halogenated PAC Sorbent Injection	ARP, CSNOX, CSOSG2E, CSSO2G1, MATS
MI	J H Campbell	1710	1	########	19	1	233	572.8	Measured	0.239	Calculated	251.6	Measured	0.105	Calculated	386.2	Measured	0.161	Measured	2398.6	Measured	Coal	Tangentially-fired	Dry Sorbent Injection	Low NOx Burner Technology w/ Closed-coupled/Separated OFA	Baghouse	Halogenated PAC Sorbent Injection	ARP, CSNOX, CSOSG2E, CSSO2G1, MATS
MI	J H Campbell	1710	1	########	20	1	232	606	Measured	0.254	Calculated	250.3	Measured	0.105	Calculated	381.8	Measured	0.16	Measured	2386.4	Measured	Coal	Tangentially-fired	Dry Sorbent Injection	Low NOx Burner Technology w/ Closed-coupled/Separated OFA	Baghouse	Halogenated PAC Sorbent Injection	ARP, CSNOX, CSOSG2E, CSSO2G1, MATS
MI	J H Campbell	1710	1	########	21	1	232	631.3	Measured	0.265	Calculated	249.4	Measured	0.105	Calculated	382.9	Measured	0.161	Measured	2378	Measured	Coal	Tangentially-fired	Dry Sorbent Injection	Low NOx Burner Technology w/ Closed-coupled/Separated OFA	Baghouse	Halogenated PAC Sorbent Injection	ARP, CSNOX, CSOSG2E, CSSO2G1, MATS
MI	J H Campbell	1710	1	########	22	1	232	584.3	Measured	0.246	Calculated	249.5	Measured	0.105	Calculated	383	Measured	0.161	Measured	2379	Measured	Coal	Tangentially-fired	Dry Sorbent Injection	Low NOx Burner Technology w/ Closed-coupled/Separated OFA	Baghouse	Halogenated PAC Sorbent Injection	ARP, CSNOX, CSOSG2E, CSSO2G1, MATS
MI	J H Campbell	1710	1	########	23	1	233	706.2	Measured	0.296	Calculated	250.4	Measured	0.105	Calculated	382	Measured	0.16	Measured	2387.8	Measured	Coal	Tangentially-fired	Dry Sorbent Injection	Low NOx Burner Technology w/ Closed-coupled/Separated OFA	Baghouse	Halogenated PAC Sorbent Injection	ARP, CSNOX, CSOSG2E, CSSO2G1, MATS
MI	J H Campbell	1710	1	########	0	1	233	654.3	Measured	0.275	Calculated	249.4	Measured	0.105	Calculated	368.6	Measured	0.155	Measured	2378.1	Measured	Coal	Tangentially-fired	Dry Sorbent Injection	Low NOx Burner Technology w/ Closed-coupled/Separated OFA	Baghouse	Halogenated PAC Sorbent Injection	ARP, CSNOX, CSOSG2E, CSSO2G1, MATS
MI	J H Campbell	1710	1	########	1	1	233	715.6	Measured	0.302	Calculated	248.4	Measured	0.105	Calculated	367.1	Measured	0.155	Measured	2368.2	Measured	Coal	Tangentially-fired	Dry Sorbent Injection	Low NOx Burner Technology w/ Closed-coupled/Separated OFA	Baghouse	Halogenated PAC Sorbent Injection	ARP, CSNOX, CSOSG2E, CSSO2G1, MATS
MI	J H Campbell	1710	1	########	2	1	232	668.5	Measured	0.282	Calculated	248.4	Measured	0.105	Calculated	374.2	Measured	0.158	Measured	2368.6	Measured	Coal	Tangentially-fired	Dry Sorbent Injection	Low NOx Burner Technology w/ Closed-coupled/Separated OFA	Baghouse	Halogenated PAC Sorbent Injection	ARP, CSNOX, CSOSG2E, CSSO2G1, MATS
MI	J H Campbell	1710	1	########	3	1	233	669.1	Measured	0.282	Calculated	249.1	Measured	0.105	Calculated	377.7	Measured	0.159	Measured	2375.2	Measured	Coal	Tangentially-fired	Dry Sorbent Injection	Low NOx Burner Technology w/ Closed-coupled/Separated OFA	Baghouse	Halogenated PAC Sorbent Injection	ARP, CSNOX, CSOSG2E, CSSO2G1, MATS
MI	J H Campbell	1710	1	########	4	1	233	709.1	Measured	0.304	Calculated	244.7	Measured	0.105	Calculated	380.3	Measured	0.163	Measured	2333.2	Measured	Coal	Tangentially-fired	Dry Sorbent Injection	Low NOx Burner Technology w/ Closed-coupled/Separated OFA	Baghouse	Halogenated PAC Sorbent Injection	ARP, CSNOX, CSOSG2E, CSSO2G1, MATS
MI	J H Campbell	1710	1	########	5	1	233	672.3	Measured	0.285	Calculated	247.1	Measured	0.105	Calculated	386.4	Measured	0.164	Measured	2356.2	Measured	Coal	Tangentially-fired	Dry Sorbent Injection	Low NOx Burner Technology w/ Closed-coupled/Separated OFA	Baghouse	Halogenated PAC Sorbent Injection	ARP, CSNOX, CSOSG2E, CSSO2G1, MATS
MI	J H Campbell	1710	1	########	6	1	233	600.2	Measured	0.252	Calculated	250.1	Measured	0.105	Calculated	381.6	Measured	0.16	Measured	2384.8	Measured	Coal	Tangentially-fired	Dry Sorbent Injection	Low NOx Burner Technology w/ Closed-coupled/Separated OFA	Baghouse	Halogenated PAC Sorbent Injection	ARP, CSNOX, CSOSG2E, CSSO2G1, MATS
MI	J H Campbell	1710	1	########	7	1	232	637.1	Measured	0.27	Calculated	247.2	Measured	0.105	Calculated	377.1	Measured	0.16	Measured	2357	Measured	Coal	Tangentially-fired	Dry Sorbent Injection	Low NOx Burner Technology w/ Closed-coupled/Separated OFA	Baghouse	Halogenated PAC Sorbent Injection	ARP, CSNOX, CSOSG2E, CSSO2G1, MATS
MI	J H Campbell	1710	1	########	8	1	232	654	Measured	0.276	Calculated	248.1	Measured	0.105	Calculated	383.3	Measured	0.162	Measured	2366	Measured	Coal	Tangentially-fired	Dry Sorbent Injection	Low NOx Burner Technology w/ Closed-coupled/Separated OFA	Baghouse	Halogenated PAC Sorbent Injection	ARP, CSNOX, CSOSG2E, CSSO2G1, MATS
MI	J H Campbell	1710	1	########	9	1	233	637.1	Measured	0.267	Calculated	250.3	Measured	0.105	Calculated	389.1	Measured	0.163	Measured	2386.9	Measured	Coal	Tangentially-fired	Dry Sorbent Injection	Low NOx Burner Technology w/ Closed-coupled/Separated OFA	Baghouse	Halogenated PAC Sorbent Injection	ARP, CSNOX, CSOSG2E, CSSO2G1, MATS
MI	J H Campbell	1710	1	########	10	1	232	605.1	Measured	0.252	Calculated	252.3	Measured	0.105	Calculated	389.7	Measured	0.162	Measured	2405.5	Measured	Coal	Tangentially-fired	Dry Sorbent Injection	Low NOx Burner Technology w/ Closed-coupled/Separated OFA	Baghouse	Halogenated PAC Sorbent Injection	ARP, CSNOX, CSOSG2E, CSSO2G1, MATS
MI	J H Campbell	1710	1	########	11	1	233	614.9	Measured	0.254	Calculated	253.8	Measured	0.105	Calculated	389.6	Measured	0.161	Measured	2419.8	Measured	Coal	Tangentially-fired	Dry Sorbent Injection	Low NOx Burner Technology w/ Closed-coupled/Separated OFA	Baghouse	Halogenated PAC Sorbent Injection	ARP, CSNOX, CSOSG2E, CSSO2G1, MATS
MI	J H Campbell	1710	1	########	12	1	233	649	Measured	0.268	Calculated	254.3	Measured	0.105	Calculated	392.7	Measured	0.162	Measured	2424.2	Measured	Coal	Tangentially-fired	Dry Sorbent Injection	Low NOx Burner Technology w/ Closed-coupled/Separated OFA	Baghouse	Halogenated PAC Sorbent Injection	ARP, CSNOX, CSOSG2E, CSSO2G1, MATS
MI	J H Campbell	1710	1	########	13	1	233	680.5	Measured	0.281	Calculated	254.2	Measured	0.105	Calculated	392.6	Measured	0.162	Measured	2423.3	Measured	Coal	Tangentially-fired	Dry Sorbent Injection	Low NOx Burner Technology w/ Closed-coupled/Separated OFA	Baghouse	Halogenated PAC Sorbent Injection	ARP, CSNOX, CSOSG2E, CSSO2G1, MATS
MI	J H Campbell	1710	1	########	14	1	232	670.4	Measured	0.276	Calculated	254.6	Measured	0.105	Calculated	393.2	Measured	0.162	Measured	2427.3	Measured	Coal	Tangentially-fired	Dry Sorbent Injection	Low NOx Burner Technology w/ Closed-coupled/Separated OFA	Baghouse	Halogenated PAC Sorbent Injection	ARP, CSNOX, CSOSG2E, CSSO2G1, MATS
MI	J H Campbell	1710	1	########	15	1	233	662.4	Measured	0.273	Calculated	254.6	Measured	0.105	Calculated	388.4	Measured	0.16	Measured	2427.8	Measured	Coal	Tangentially-fired	Dry Sorbent Injection	Low NOx Burner Technology w/ Closed-coupled/Separated OFA	Baghouse	Halogenated PAC Sorbent Injection	ARP, CSNOX, CSOSG2E, CSSO2G1, MATS
MI	J H Campbell	1710	1	########	16	1	233	641.8	Measured	0.264	Calculated	255.2	Measured	0.105	Calculated	382.1	Measured	0.157	Measured	2433.7	Measured	Coal	Tangentially-fired	Dry Sorbent Injection	Low NOx Burner Technology w/ Closed-coupled/Separated OFA	Baghouse	Halogenated PAC Sorbent Injection	ARP, CSNOX, CSOSG2E, CSSO2G1, MATS
MI	J H Campbell	1710	1	########	17	1	233	648.3	Measured	0.268	Calculated	253.5	Measured	0.105	Calculated	386.7	Measured	0.16	Measured	2417.1	Measured	Coal	Tangentially-fired	Dry Sorbent Injection	Low NOx Burner Technology w/ Closed-coupled/Separated OFA	Baghouse	Halogenated PAC Sorbent Injection	ARP, CSNOX, CSOSG2E, CSSO2G1, MATS
MI	J H Campbell	1710	1	########	18	1	232	657.6	Measured	0.271	Calculated	254.4	Measured	0.105	Calculated	380.8	Measured	0.157	Measured	2425.7	Measured	Coal	Tangentially-fired	Dry Sorbent Injection	Low NOx Burner Technology w/ Closed-coupled/Separated OFA	Baghouse	Halogenated PAC Sorbent Injection	ARP, CSNOX, CSOSG2E, CSSO2G1, MATS
MI	J H Campbell	1710	1	########	19	1	232	703	Measured	0.292	Calculated	252.9	Measured	0.105	Calculated	380.9	Measured	0.158	Measured	2411	Measured	Coal	Tangentially-fired	Dry Sorbent Injection	Low NOx Burner Technology w/ Closed-coupled/Separated OFA	Baghouse	Halogenated PAC Sorbent Injection	ARP, CSNOX, CSOSG2E, CSSO2G1, MATS
MI	J H Campbell	1710	1	########	20	1	233	673.9	Measured	0.279	Calculated	252.9	Measured	0.105	Calculated	383.4	Measured	0.159	Measured	2411.3	Measured	Coal	Tangentially-fired	Dry Sorbent Injection	Low NOx Burner Technology w/ Closed-coupled/Separated OFA	Baghouse	Halogenated PAC Sorbent Injection	ARP, CSNOX, CSOSG2E, CSSO2G1, MATS
MI	J H Campbell	1710	1	########	21	1	233	655.7	Measured	0.272	Calculated	253.2	Measured	0.105	Calculated	386.3	Measured	0.16	Measured	2414.4	Measured	Coal	Tangentially-fired	Dry Sorbent Injection	Low NOx Burner Technology w/ Closed-coupled/Separated OFA	Baghouse	Halogenated PAC Sorbent Injection	ARP, CSNOX, CSOSG2E, CSSO2G1, MATS
MI	J H Campbell	1710	1	########	22	1	234	630.4	Measured	0.26	Calculated	253.9	Measured	0.105	Calculated	394.6	Measured	0.163	Measured	2421	Measured	Coal	Tangentially-fired	Dry Sorbent Injection	Low NOx Burner Technology w/ Closed-coupled/Separated OFA	Baghouse	Halogenated PAC Sorbent Injection	ARP, CSNOX, CSOSG2E, CSSO2G1, MATS
MI	J H Campbell	1710	1	########	23	1	233	631.1	Measured	0.264	Calculated	251.1	Measured	0.105	Calculated	395	Measured	0.165	Measured	2394	Measured	Coal	Tangentially-fired	Dry Sorbent Injection	Low NOx Burner Technology w/ Closed-coupled/Separated OFA	Baghouse	Halogenated PAC Sorbent Injection	ARP, CSNOX, CSOSG2E, CSSO2G1, MATS
MI	J H Campbell	1710	1	########	0	1	232	647	Measured	0.272	Calculated	249.9	Measured	0.105	Calculated	395.5	Measured	0.166	Measured	2382.5	Measured	Coal	Tangentially-fired	Dry Sorbent Injection	Low NOx Burner Technology w/ Closed-coupled/Separated OFA	Baghouse	Halogenated PAC Sorbent Injection	ARP, CSNOX, CSOSG2E, CSSO2G1, MATS
MI	J H Campbell	1710	1	########	1	1	232	624.8	Measured	0.262	Calculated	250.4	Measured	0.105	Calculated	396.4	Measured	0.166	Measured	2387.9	Measured	Coal	Tangentially-fired	Dry Sorbent Injection	Low NOx Burner Technology w/ Closed-coupled/Separated OFA	Baghouse	Halogenated PAC Sorbent Injection	ARP, CSNOX, CSOSG2E, CSSO2G1, MATS
MI	J H Campbell	1710	1	########	2	1	233	633.9	Measured	0.263	Calculated	252.6	Measured	0.105	Calculated	404.7	Measured	0.168	Measured	2408.7	Measured	Coal	Tangentially-fired	Dry Sorbent Injection	Low NOx Burner Technology w/ Closed-coupled/Separated OFA	Baghouse	Halogenated PAC Sorbent Injection	ARP, CSNOX, CSOSG2E, CSSO2G1, MATS
MI	J H Campbell	1710	1	########	3	1	233	648.4	Measured	0.27	Calculated	252.3	Measured	0.105	Calculated	401.7	Measured	0.167	Measured	2405.5	Measured	Coal	Tangentially-fired	Dry Sorbent Injection	Low NOx Burner Technology w/ Closed-coupled/Separated OFA	Baghouse	Halogenated PAC Sorbent Injection	ARP, CSNOX, CSOSG2E, CSSO2G1, MATS
MI	J H Campbell	1710	1	########	4	1	233	648.1	Measured	0.274	Calculated	247.7	Measured	0.105	Calculated	394.5	Measured	0.167	Measured	2362	Measured	Coal	Tangentially-fired	Dry Sorbent Injection	Low NOx Burner Technology w/ Closed-coupled/Separated OFA	Baghouse	Halogenated PAC Sorbent Injection	ARP, CSNOX, CSOSG2E, CSSO2G1, MATS
MI	J H Campbell	1710	1	########	5	1	233	657.1	Measured	0.274	Calculated	251.4	Measured	0.105	Calculated	405.1	Measured	0.169	Measured	2397.2	Measured	Coal	Tangentially-fired	Dry Sorbent Injection	Low NOx Burner Technology w/ Closed-coupled/Separated OFA	Baghouse	Halogenated PAC Sorbent Injection	ARP, CSNOX, CSOSG2E, CSSO2G1, MATS
MI	J H Campbell	1710	1	########	6	1	233	643	Measured	0.27	Calculated	249.8	Measured	0.105	Calculated	407.2	Measured	0.171	Measured	2381.4	Measured	Coal	Tangentially-fired	Dry Sorbent Injection	Low NOx Burner Technology w/ Closed-coupled/Separated OFA	Baghouse	Halogenated PAC Sorbent Injection	ARP, CSNOX, CSOSG2E, CSSO2G1, MATS
MI	J H Campbell	1710	1	########	7	1	233	641	Measured	0.268	Calculated	251.3	Measured	0.105	Calculated	404.9	Measured	0.169	Measured	2396	Measured	Coal	Tangentially-fired	Dry Sorbent Injection	Low NOx Burner Technology w/ Closed-coupled/Separated OFA	Baghouse	Halogenated PAC Sorbent Injection	ARP, CSNOX, CSOSG2E, CSSO2G1, MATS
MI	J H Campbell	1710	1	########	8	1	233	632.7	Measured	0.266	Calculated	249.5	Measured	0.105	Calculated	397.3	Measured	0.167	Measured	2379.3	Measured	Coal	Tangentially-fired	Dry Sorbent Injection	Low NOx Burner Technology w/ Closed-coupled/Separated OFA	Baghouse	Halogenated PAC Sorbent Injection	ARP, CSNOX, CSOSG2E, CSSO2G1, MATS
MI	J H Campbell	1710	1	########	9	1	233	623	Measured	0.26	Calculated	251.3	Measured	0.105	Calculated	400.2	Measured	0.167	Measured	2396.2	Measured	Coal	Tangentially-fired	Dry Sorbent Injection	Low NOx Burner Technology w/ Closed-coupled/Separated OFA	Baghouse	Halogenated PAC Sorbent Injection	ARP, CSNOX, CSOSG2E, CSSO2G1, MATS
MI	J H Campbell	1710	1	########	10	1	232	572.4	Measured	0.238	Calculated	251.8	Measured	0.105	Calculated	393.7	Measured	0.164	Measured	2400.4	Measured	Coal	Tangentially-fired	Dry Sorbent Injection	Low NOx Burner Technology w/ Closed-coupled/Separated OFA	Baghouse	Halogenated PAC Sorbent Injection	ARP, CSNOX, CSOSG2E, CSSO2G1, MATS
MI	J H Campbell	1710	1	########	11	1	233	585.1	Measured	0.242	Calculated	253.8	Measured	0.105	Calculated	399.3	Measured	0.165	Measured	2419.9	Measured	Coal	Tangentially-fired	Dry Sorbent Injection	Low NOx Burner Technology w/ Closed-coupled/Separated OFA	Baghouse	Halogenated PAC Sorbent Injection	ARP, CSNOX, CSOSG2E, CSSO2G1, MATS
MI	J H Campbell	1710	1	########	12	1	233	627.7	Measured	0.26	Calculated	253.1	Measured	0.105	Calculated	405.4	Measured	0.168	Measured	2413	Measured	Coal	Tangentially-fired	Dry Sorbent Injection	Low NOx Burner Technology w/ Closed-coupled/Separated OFA	Baghouse	Halogenated PAC Sorbent Injection	ARP, CSNOX, CSOSG2E, CSSO2G1, MATS
MI	J H Campbell	1710	1	########	13	1	233	640.8	Measured	0.264	Calculated	255	Measured	0.105	Calculated	403.5	Measured	0.166	Measured	2430.9	Measured	Coal	Tangentially-fired	Dry Sorbent Injection	Low NOx Burner Technology w/ Closed-coupled/Separated OFA	Baghouse	Halogenated PAC Sorbent Injection	ARP, CSNOX, CSOSG2E, CSSO2G1, MATS
MI	J H Campbell	1710	1	########	14	1	232	628.4	Measured	0.259	Calculated	254.2	Measured	0.105	Calculated	404.8	Measured	0.167	Measured	2424	Measured	Coal	Tangentially-fired	Dry Sorbent Injection	Low NOx Burner Technology w/ Closed-coupled/Separated OFA	Baghouse	Halogenated PAC Sorbent Injection	ARP, CSNOX, CSOSG2E, CSSO2G1, MATS
MI	J H Campbell	1710	1	########	15	1	233	630.8	Measured	0.258	Calculated	256.6	Measured	0.105	Calculated	401.2	Measured	0.164	Measured	2446.5	Measured	Coal	Tangentially-fired	Dry Sorbent Injection	Low NOx Burner Technology w/ Closed-coupled/Separated OFA	Baghouse	Halogenated PAC Sorbent Injection	ARP, CSNOX, CSOSG2E, CSSO2G1, MATS
MI	J H Campbell	1710	1	########	16	1	232	636.8	Measured	0.261	Calculated	256	Measured	0.105	Calculated	390.5	Measured	0.16	Measured	2440.8	Measured	Coal	Tangentially-fired	Dry Sorbent Injection	Low NOx Burner Technology w/ Closed-coupled/Separated OFA	Baghouse	Halogenated PAC Sorbent Injection	ARP, CSNOX, CSOSG2E, CSSO2G1, MATS
MI	J H Campbell	1710	1	########	17	1	232	668.7	Measured	0.276	Calculated	253.9	Measured	0.105	Calculated	387.4	Measured	0.16	Measured	2421.3	Measured	Coal	Tangentially-fired	Dry Sorbent Injection	Low NOx Burner Technology w/ Closed-coupled/Separated OFA	Baghouse	Halogenated PAC Sorbent Injection	ARP, CSNOX, CSOSG2E, CSSO2G1, MATS
MI	J H Campbell	1710	1	########	18	1	233	684.6	Measured	0.284	Calculated	253.1	Measured	0.105	Calculated	383.8	Measured	0.159	Measured	2413.7	Measured	Coal	Tangentially-fired	Dry Sorbent Injection	Low NOx Burner Technology w/ Closed-coupled/Separated OFA	Baghouse	Halogenated PAC Sorbent Injection	ARP, CSNOX, CSOSG2E, CSSO2G1, MATS
MI	J H Campbell	1710	1	########	19	1	233	618.9	Measured	0.255	Calculated	254.2	Measured	0.105	Calculated	383	Measured	0.158	Measured	2424.2	Measured	Coal	Tangentially-fired	Dry Sorbent Injection	Low NOx Burner Technology w/ Closed-coupled/Separated OFA	Baghouse	Halogenated PAC Sorbent Injection	ARP, CSNOX, CSOSG2E, CSSO2G1, MATS
MI	J H Campbell	1710	1	########	20	1	233	621.8	Measured	0.258	Calculated	252.7	Measured	0.105	Calculated	383	Measured	0.159	Measured	2409.1	Measured	Coal	Tangentially-fired	Dry Sorbent Injection	Low NOx Burner Technology w/ Closed-coupled/Separated OFA	Baghouse	Halogenated PAC Sorbent Injection	ARP, CSNOX, CSOSG2E, CSSO2G1, MATS
MI	J H Campbell	1710	1	########	21	1	233	625.4	Measured	0.261	Calculated	251.4	Measured	0.105	Calculated	381.2	Measured	0.159	Measured	2397.3	Measured	Coal	Tangentially-fired	Dry Sorbent Injection

MI	J H Campbell	1710	1	########	19	1	232	626.7	Measured	0.263	Calculated	249.6	Measured	0.105	Calculated	378.4	Measured	0.159	Measured	2379.7	Measured	Coal	Tangentially-fired	Dry Sorbent Injection	Low NOx Burner Technology w/ Closed-coupled/Separated OFA	Baghouse	Halogenated PAC Sorbent Injection	ARP, CSNOX, CSOSG2E, CSSO2G1, MATS
MI	J H Campbell	1710	1	########	20	1	233	626.8	Measured	0.262	Calculated	250.5	Measured	0.105	Calculated	379.8	Measured	0.159	Measured	2388.5	Measured	Coal	Tangentially-fired	Dry Sorbent Injection	Low NOx Burner Technology w/ Closed-coupled/Separated OFA	Baghouse	Halogenated PAC Sorbent Injection	ARP, CSNOX, CSOSG2E, CSSO2G1, MATS
MI	J H Campbell	1710	1	########	21	1	233	628.7	Measured	0.263	Calculated	250.6	Measured	0.105	Calculated	379.9	Measured	0.159	Measured	2389	Measured	Coal	Tangentially-fired	Dry Sorbent Injection	Low NOx Burner Technology w/ Closed-coupled/Separated OFA	Baghouse	Halogenated PAC Sorbent Injection	ARP, CSNOX, CSOSG2E, CSSO2G1, MATS
MI	J H Campbell	1710	1	########	22	1	233	769.5	Measured	0.323	Calculated	250.2	Measured	0.105	Calculated	386.5	Measured	0.162	Measured	2386	Measured	Coal	Tangentially-fired	Dry Sorbent Injection	Low NOx Burner Technology w/ Closed-coupled/Separated OFA	Baghouse	Halogenated PAC Sorbent Injection	ARP, CSNOX, CSOSG2E, CSSO2G1, MATS
MI	J H Campbell	1710	1	########	23	1	232	893.2	Measured	0.375	Calculated	249.9	Measured	0.105	Calculated	393.1	Measured	0.165	Measured	2382.4	Measured	Coal	Tangentially-fired	Dry Sorbent Injection	Low NOx Burner Technology w/ Closed-coupled/Separated OFA	Baghouse	Halogenated PAC Sorbent Injection	ARP, CSNOX, CSOSG2E, CSSO2G1, MATS
MI	J H Campbell	1710	1	########	0	1	232	686	Measured	0.288	Calculated	249.7	Measured	0.105	Calculated	380.9	Measured	0.16	Measured	2380.9	Measured	Coal	Tangentially-fired	Dry Sorbent Injection	Low NOx Burner Technology w/ Closed-coupled/Separated OFA	Baghouse	Halogenated PAC Sorbent Injection	ARP, CSNOX, CSOSG2E, CSSO2G1, MATS
MI	J H Campbell	1710	1	########	1	1	232	600.8	Measured	0.253	Calculated	249.5	Measured	0.105	Calculated	368.8	Measured	0.155	Measured	2379.3	Measured	Coal	Tangentially-fired	Dry Sorbent Injection	Low NOx Burner Technology w/ Closed-coupled/Separated OFA	Baghouse	Halogenated PAC Sorbent Injection	ARP, CSNOX, CSOSG2E, CSSO2G1, MATS
MI	J H Campbell	1710	1	########	2	1	233	592.7	Measured	0.249	Calculated	249.7	Measured	0.105	Calculated	364.3	Measured	0.153	Measured	2381.1	Measured	Coal	Tangentially-fired	Dry Sorbent Injection	Low NOx Burner Technology w/ Closed-coupled/Separated OFA	Baghouse	Halogenated PAC Sorbent Injection	ARP, CSNOX, CSOSG2E, CSSO2G1, MATS
MI	J H Campbell	1710	1	########	3	1	232	632.5	Measured	0.267	Calculated	248.9	Measured	0.105	Calculated	367.9	Measured	0.155	Measured	2373.3	Measured	Coal	Tangentially-fired	Dry Sorbent Injection	Low NOx Burner Technology w/ Closed-coupled/Separated OFA	Baghouse	Halogenated PAC Sorbent Injection	ARP, CSNOX, CSOSG2E, CSSO2G1, MATS
MI	J H Campbell	1710	1	########	4	1	232	636	Measured	0.271	Calculated	246.1	Measured	0.105	Calculated	373.1	Measured	0.159	Measured	2346.8	Measured	Coal	Tangentially-fired	Dry Sorbent Injection	Low NOx Burner Technology w/ Closed-coupled/Separated OFA	Baghouse	Halogenated PAC Sorbent Injection	ARP, CSNOX, CSOSG2E, CSSO2G1, MATS
MI	J H Campbell	1710	1	########	5	1	233	634.7	Measured	0.266	Calculated	249.8	Measured	0.105	Calculated	373.9	Measured	0.157	Measured	2381.7	Measured	Coal	Tangentially-fired	Dry Sorbent Injection	Low NOx Burner Technology w/ Closed-coupled/Separated OFA	Baghouse	Halogenated PAC Sorbent Injection	ARP, CSNOX, CSOSG2E, CSSO2G1, MATS
MI	J H Campbell	1710	1	########	6	1	234	612.4	Measured	0.255	Calculated	251.9	Measured	0.105	Calculated	372.3	Measured	0.155	Measured	2402	Measured	Coal	Tangentially-fired	Dry Sorbent Injection	Low NOx Burner Technology w/ Closed-coupled/Separated OFA	Baghouse	Halogenated PAC Sorbent Injection	ARP, CSNOX, CSOSG2E, CSSO2G1, MATS
MI	J H Campbell	1710	1	########	7	1	232	597.1	Measured	0.252	Calculated	248.4	Measured	0.105	Calculated	367.2	Measured	0.155	Measured	2368.8	Measured	Coal	Tangentially-fired	Dry Sorbent Injection	Low NOx Burner Technology w/ Closed-coupled/Separated OFA	Baghouse	Halogenated PAC Sorbent Injection	ARP, CSNOX, CSOSG2E, CSSO2G1, MATS
MI	J H Campbell	1710	1	########	8	1	233	616.9	Measured	0.259	Calculated	249.6	Measured	0.105	Calculated	368.9	Measured	0.155	Measured	2379.7	Measured	Coal	Tangentially-fired	Dry Sorbent Injection	Low NOx Burner Technology w/ Closed-coupled/Separated OFA	Baghouse	Halogenated PAC Sorbent Injection	ARP, CSNOX, CSOSG2E, CSSO2G1, MATS
MI	J H Campbell	1710	1	########	9	1	233	626.6	Measured	0.261	Calculated	251.5	Measured	0.105	Calculated	371.7	Measured	0.155	Measured	2397.9	Measured	Coal	Tangentially-fired	Dry Sorbent Injection	Low NOx Burner Technology w/ Closed-coupled/Separated OFA	Baghouse	Halogenated PAC Sorbent Injection	ARP, CSNOX, CSOSG2E, CSSO2G1, MATS
MI	J H Campbell	1710	1	########	10	1	232	614.6	Measured	0.255	Calculated	252.6	Measured	0.105	Calculated	378.2	Measured	0.157	Measured	2408.8	Measured	Coal	Tangentially-fired	Dry Sorbent Injection	Low NOx Burner Technology w/ Closed-coupled/Separated OFA	Baghouse	Halogenated PAC Sorbent Injection	ARP, CSNOX, CSOSG2E, CSSO2G1, MATS
MI	J H Campbell	1710	1	########	11	1	233	619.6	Measured	0.256	Calculated	254	Measured	0.105	Calculated	387.4	Measured	0.16	Measured	2421.4	Measured	Coal	Tangentially-fired	Dry Sorbent Injection	Low NOx Burner Technology w/ Closed-coupled/Separated OFA	Baghouse	Halogenated PAC Sorbent Injection	ARP, CSNOX, CSOSG2E, CSSO2G1, MATS
MI	J H Campbell	1710	1	########	12	1	233	635.1	Measured	0.261	Calculated	255.7	Measured	0.105	Calculated	387.6	Measured	0.159	Measured	2437.7	Measured	Coal	Tangentially-fired	Dry Sorbent Injection	Low NOx Burner Technology w/ Closed-coupled/Separated OFA	Baghouse	Halogenated PAC Sorbent Injection	ARP, CSNOX, CSOSG2E, CSSO2G1, MATS
MI	J H Campbell	1710	1	########	13	1	234	625.9	Measured	0.258	Calculated	254	Measured	0.105	Calculated	375.3	Measured	0.155	Measured	2421.5	Measured	Coal	Tangentially-fired	Dry Sorbent Injection	Low NOx Burner Technology w/ Closed-coupled/Separated OFA	Baghouse	Halogenated PAC Sorbent Injection	ARP, CSNOX, CSOSG2E, CSSO2G1, MATS
MI	J H Campbell	1710	1	########	14	1	233	638.1	Measured	0.265	Calculated	252.5	Measured	0.105	Calculated	380.4	Measured	0.158	Measured	2407.5	Measured	Coal	Tangentially-fired	Dry Sorbent Injection	Low NOx Burner Technology w/ Closed-coupled/Separated OFA	Baghouse	Halogenated PAC Sorbent Injection	ARP, CSNOX, CSOSG2E, CSSO2G1, MATS
MI	J H Campbell	1710	1	########	15	1	233	633.6	Measured	0.261	Calculated	254.8	Measured	0.105	Calculated	381.5	Measured	0.157	Measured	2429.7	Measured	Coal	Tangentially-fired	Dry Sorbent Injection	Low NOx Burner Technology w/ Closed-coupled/Separated OFA	Baghouse	Halogenated PAC Sorbent Injection	ARP, CSNOX, CSOSG2E, CSSO2G1, MATS
MI	J H Campbell	1710	1	########	16	1	233	625.8	Measured	0.258	Calculated	254.7	Measured	0.105	Calculated	383.7	Measured	0.158	Measured	2428.5	Measured	Coal	Tangentially-fired	Dry Sorbent Injection	Low NOx Burner Technology w/ Closed-coupled/Separated OFA	Baghouse	Halogenated PAC Sorbent Injection	ARP, CSNOX, CSOSG2E, CSSO2G1, MATS
MI	J H Campbell	1710	1	########	17	1	233	630.4	Measured	0.261	Calculated	253.5	Measured	0.105	Calculated	384.4	Measured	0.159	Measured	2417.4	Measured	Coal	Tangentially-fired	Dry Sorbent Injection	Low NOx Burner Technology w/ Closed-coupled/Separated OFA	Baghouse	Halogenated PAC Sorbent Injection	ARP, CSNOX, CSOSG2E, CSSO2G1, MATS
MI	J H Campbell	1710	1	########	18	1	232	632.2	Measured	0.261	Calculated	254.2	Measured	0.105	Calculated	383	Measured	0.158	Measured	2424.2	Measured	Coal	Tangentially-fired	Dry Sorbent Injection	Low NOx Burner Technology w/ Closed-coupled/Separated OFA	Baghouse	Halogenated PAC Sorbent Injection	ARP, CSNOX, CSOSG2E, CSSO2G1, MATS
MI	J H Campbell	1710	1	########	19	1	233	608.1	Measured	0.251	Calculated	253.8	Measured	0.105	Calculated	380	Measured	0.157	Measured	2420.1	Measured	Coal	Tangentially-fired	Dry Sorbent Injection	Low NOx Burner Technology w/ Closed-coupled/Separated OFA	Baghouse	Halogenated PAC Sorbent Injection	ARP, CSNOX, CSOSG2E, CSSO2G1, MATS
MI	J H Campbell	1710	1	########	20	1	233	613.7	Measured	0.255	Calculated	252.5	Measured	0.105	Calculated	382.8	Measured	0.159	Measured	2407.8	Measured	Coal	Tangentially-fired	Dry Sorbent Injection	Low NOx Burner Technology w/ Closed-coupled/Separated OFA	Baghouse	Halogenated PAC Sorbent Injection	ARP, CSNOX, CSOSG2E, CSSO2G1, MATS
MI	J H Campbell	1710	1	########	21	1	233	634.3	Measured	0.264	Calculated	251.9	Measured	0.105	Calculated	374.6	Measured	0.156	Measured	2401.5	Measured	Coal	Tangentially-fired	Dry Sorbent Injection	Low NOx Burner Technology w/ Closed-coupled/Separated OFA	Baghouse	Halogenated PAC Sorbent Injection	ARP, CSNOX, CSOSG2E, CSSO2G1, MATS
MI	J H Campbell	1710	1	########	22	1	231	619.3	Measured	0.258	Calculated	251.3	Measured	0.105	Calculated	376.2	Measured	0.157	Measured	2396.1	Measured	Coal	Tangentially-fired	Dry Sorbent Injection	Low NOx Burner Technology w/ Closed-coupled/Separated OFA	Baghouse	Halogenated PAC Sorbent Injection	ARP, CSNOX, CSOSG2E, CSSO2G1, MATS
MI	J H Campbell	1710	1	########	23	1	233	614.9	Measured	0.257	Calculated	251.3	Measured	0.105	Calculated	376.1	Measured	0.157	Measured	2395.8	Measured	Coal	Tangentially-fired	Dry Sorbent Injection	Low NOx Burner Technology w/ Closed-coupled/Separated OFA	Baghouse	Halogenated PAC Sorbent Injection	ARP, CSNOX, CSOSG2E, CSSO2G1, MATS
MI	J H Campbell	1710	1	########	0	1	233	621.9	Measured	0.258	Calculated	253	Measured	0.105	Calculated	381.1	Measured	0.158	Measured	2412.1	Measured	Coal	Tangentially-fired	Dry Sorbent Injection	Low NOx Burner Technology w/ Closed-coupled/Separated OFA	Baghouse	Halogenated PAC Sorbent Injection	ARP, CSNOX, CSOSG2E, CSSO2G1, MATS
MI	J H Campbell	1710	1	########	1	1	233	609.6	Measured	0.254	Calculated	251.9	Measured	0.105	Calculated	379.5	Measured	0.158	Measured	2402.2	Measured	Coal	Tangentially-fired	Dry Sorbent Injection	Low NOx Burner Technology w/ Closed-coupled/Separated OFA	Baghouse	Halogenated PAC Sorbent Injection	ARP, CSNOX, CSOSG2E, CSSO2G1, MATS
MI	J H Campbell	1710	1	########	2	1	232	607.1	Measured	0.251	Calculated	253.4	Measured	0.105	Calculated	391.5	Measured	0.162	Measured	2416.5	Measured	Coal	Tangentially-fired	Dry Sorbent Injection	Low NOx Burner Technology w/ Closed-coupled/Separated OFA	Baghouse	Halogenated PAC Sorbent Injection	ARP, CSNOX, CSOSG2E, CSSO2G1, MATS
MI	J H Campbell	1710	1	########	3	1	233	622	Measured	0.257	Calculated	253.5	Measured	0.105	Calculated	386.8	Measured	0.16	Measured	2417.2	Measured	Coal	Tangentially-fired	Dry Sorbent Injection	Low NOx Burner Technology w/ Closed-coupled/Separated OFA	Baghouse	Halogenated PAC Sorbent Injection	ARP, CSNOX, CSOSG2E, CSSO2G1, MATS
MI	J H Campbell	1710	1	########	4	1	233	640.8	Measured	0.268	Calculated	250.4	Measured	0.105	Calculated	377.2	Measured	0.158	Measured	2387.2	Measured	Coal	Tangentially-fired	Dry Sorbent Injection	Low NOx Burner Technology w/ Closed-coupled/Separated OFA	Baghouse	Halogenated PAC Sorbent Injection	ARP, CSNOX, CSOSG2E, CSSO2G1, MATS
MI	J H Campbell	1710	1	########	5	1	232	633.2	Measured	0.263	Calculated	252.8	Measured	0.105	Calculated	380.8	Measured	0.158	Measured	2410.4	Measured	Coal	Tangentially-fired	Dry Sorbent Injection	Low NOx Burner Technology w/ Closed-coupled/Separated OFA	Baghouse	Halogenated PAC Sorbent Injection	ARP, CSNOX, CSOSG2E, CSSO2G1, MATS
MI	J H Campbell	1710	1	########	6	1	233	630.7	Measured	0.26	Calculated	254.8	Measured	0.105	Calculated	388.7	Measured	0.16	Measured	2429.3	Measured	Coal	Tangentially-fired	Dry Sorbent Injection	Low NOx Burner Technology w/ Closed-coupled/Separated OFA	Baghouse	Halogenated PAC Sorbent Injection	ARP, CSNOX, CSOSG2E, CSSO2G1, MATS
MI	J H Campbell	1710	1	########	7	1	233	634.9	Measured	0.264	Calculated	252.4	Measured	0.105	Calculated	382.6	Measured	0.159	Measured	2406.1	Measured	Coal	Tangentially-fired	Dry Sorbent Injection	Low NOx Burner Technology w/ Closed-coupled/Separated OFA	Baghouse	Halogenated PAC Sorbent Injection	ARP, CSNOX, CSOSG2E, CSSO2G1, MATS
MI	J H Campbell	1710	1	########	8	1	233	641.8	Measured	0.266	Calculated	253.4	Measured	0.105	Calculated	384.1	Measured	0.159	Measured	2415.8	Measured	Coal	Tangentially-fired	Dry Sorbent Injection	Low NOx Burner Technology w/ Closed-coupled/Separated OFA	Baghouse	Halogenated PAC Sorbent Injection	ARP, CSNOX, CSOSG2E, CSSO2G1, MATS
MI	J H Campbell	1710	1	########	9	1	233	635.4	Measured	0.263	Calculated	253.8	Measured	0.105	Calculated	384.8	Measured	0.159	Measured	2420	Measured	Coal	Tangentially-fired	Dry Sorbent Injection	Low NOx Burner Technology w/ Closed-coupled/Separated OFA	Baghouse	Halogenated PAC Sorbent Injection	ARP, CSNOX, CSOSG2E, CSSO2G1, MATS
MI	J H Campbell	1710	1	########	10	1	233	664.7	Measured	0.275	Calculated	253.3	Measured	0.105	Calculated	384.1	Measured	0.159	Measured	2415.6	Measured	Coal	Tangentially-fired	Dry Sorbent Injection	Low NOx Burner Technology w/ Closed-coupled/Separated OFA	Baghouse	Halogenated PAC Sorbent Injection	ARP, CSNOX, CSOSG2E, CSSO2G1, MATS
MI	J H Campbell	1710	1	########	11	1	233	627.3	Measured	0.261	Calculated	252.5	Measured	0.105	Calculated	382.9	Measured	0.159	Measured	2407.9	Measured	Coal	Tangentially-fired	Dry Sorbent Injection	Low NOx Burner Technology w/ Closed-coupled/Separated OFA	Baghouse	Halogenated PAC Sorbent Injection	ARP, CSNOX, CSOSG2E, CSSO2G1, MATS
MI	J H Campbell	1710	1	########	12	1	232	625.2	Measured	0.26	Calculated	252.7	Measured	0.105	Calculated	385.5	Measured	0.16	Measured	2409.2	Measured	Coal	Tangentially-fired	Dry Sorbent Injection	Low NOx Burner Technology w/ Closed-coupled/Separated OFA	Baghouse	Halogenated PAC Sorbent Injection	ARP, CSNOX, CSOSG2E, CSSO2G1, MATS
MI	J H Campbell	1710	1	########	13	1	232	637.2	Measured	0.263	Calculated	254	Measured	0.105	Calculated	387.5	Measured	0.16	Measured	2421.9	Measured	Coal	Tangentially-fired	Dry Sorbent Injection	Low NOx Burner Technology w/ Closed-coupled/Separated OFA	Baghouse	Halogenated PAC Sorbent Injection	ARP, CSNOX, CSOSG2E, CSSO2G1, MATS
MI	J H Campbell	1710	1	########	14	1	233	632.9	Measured	0.261	Calculated	254.3	Measured	0.105	Calculated	375.8	Measured	0.155	Measured	2424.8	Measured	Coal	Tangentially-fired	Dry Sorbent Injection	Low NOx Burner Technology w/ Closed-coupled/Separated OFA	Baghouse	Halogenated PAC Sorbent Injection	ARP, CSNOX, CSOSG2E, CSSO2G1, MATS
MI	J H Campbell	1710	1	########	15	1	233	631.6	Measured	0.261	Calculated	253.5	Measured	0.105	Calculated	374.7	Measured	0.155	Measured	2417.3	Measured	Coal	Tangentially-fired	Dry Sorbent Injection	Low NOx Burner Technology w/ Closed-coupled/Separated OFA	Baghouse	Halogenated PAC Sorbent Injection	ARP, CSNOX, CSOSG2E, CSSO2G1, MATS
MI	J H Campbell	1710	1	########	16	1	232	660.1	Measured	0.273	Calculated	253.5	Measured	0.105	Calculated	372.3	Measured	0.154	Measured	2417.3	Measured	Coal	Tangentially-fired	Dry Sorbent Injection	Low NOx Burner Technology w/ Closed-coupled/Separated OFA	Baghouse	Halogenated PAC Sorbent Injection	ARP, CSNOX, CSOSG2E, CSSO2G1, MATS
MI	J H Campbell	1710	1	########	17	1	233	647.1	Measured	0.267	Calculated	254.5	Measured	0.105	Calculated	376.1	Measured	0.155	Measured	2426.4	Measured	Coal	Tangentially-fired	Dry Sorbent Injection	Low NOx Burner Technology w/ Closed-coupled/Separated OFA	Baghouse	Halogenated PAC Sorbent Injection	ARP, CSNOX, CSOSG2E, CSSO2G1, MATS
MI	J H Campbell	1710	1	########	18	1	233	626.1	Measured	0.258	Calculated	254.3	Measured	0.105	Calculated	375.8	Measured	0.155	Measured	2424.6	Measured	Coal	Tangentially-fired	Dry Sorbent Injection	Low NOx Burner Technology w/ Closed-coupled/Separated OFA	Baghouse	Halogenated PAC Sorbent Injection	ARP, CSNOX, CSOSG2E, CSSO2G1, MATS
MI	J H Campbell	1710	1	########	19	1	233	619.3	Measured	0.255	Calculated	255.2	Measured	0.105	Calculated	382	Measured	0.157	Measured	2433.1	Measured	Coal	Tangentially-fired	Dry Sorbent Injection	Low NOx Burner Technology w/ Closed-coupled/Separated OFA	Baghouse	Halogenated PAC Sorbent Injection	ARP, CSNOX, CSOSG2E, CSSO2G1, MATS
MI	J H Campbell	1710	1	########	20	1	232	608.4	Measured	0.252	Calculated	253.1	Measured	0.105	Calculated	386.2	Measured	0.16	Measured	2413.7	Measured	Coal	Tangentially-fired	Dry Sorbent Injection	Low NOx Burner Technology w/ Closed-coupled/Separated OFA	Baghouse	Halogenated PAC Sorbent Injection	ARP, CSNOX, CSOSG2E, CSSO2G1, MATS
MI	J H Campbell	1710	1	########	21	1	233	610	Measured	0.251	Calculated	254.9	Measured	0.105	Calculated	381.6	Measured	0.157	Measured	2430.5	Measured	Coal	Tangentially-fired	Dry Sorbent Injection	Low NOx Burner Technology w/ Closed-coupled/Separated OFA	Baghouse	Halogenated PAC Sorbent Injection	ARP, CSNOX, CSOSG2E, CSSO2G1, MATS
MI	J H Campbell	1710	1	########	22	1	232	594.2	Measured	0.247	Calculated	252.6	Measured	0.105	Calculated	373.4	Measured	0.155	Measured	2408.8	Measured	Coal	Tangentially-fired	Dry Sorbent Injection	Low NOx Burner Technology w/ Closed-coupled/Separated OFA	Baghouse	Halogenated PAC Sorbent Injection	ARP, CSNOX, CSOSG2E, CSSO2G1, MATS
MI	J H Campbell	1710	1	########	23	1	233	813.9	Measured	0.337	Calculated	253.3	Measured	0.105	Calculated	371.9	Measured	0.154	Measured	2415.1	Measured	Coal	Tangentially-fired	Dry Sorbent Injection	Low NOx Burner Technology w/ Closed-coupled/Separated OFA	Baghouse	Halogenated PAC Sorbent Injection	ARP, CSNOX, CSOSG2E, CSSO2G1, MATS
MI	J H Campbell	1710	1	########	0	1	233	777.3	Measured	0.32	Calculated	254.4	Measured	0.105	Calculated	373.5	Measured	0.154	Measured	2425.6	Measured	Coal	Tangentially-fired	Dry Sorbent Injection	Low NOx Burner Technology w/ Closed-coupled/Separated OFA	Baghouse	Halogenated PAC Sorbent Injection	ARP, CSNOX, CSOSG2E, CSSO2G1, MATS
MI	J H Campbell	1710	1	########	1	1	233	673.4	Measured	0.28	Calculated	252.2	Measured	0.105	Calculated	367.9	Measured	0.153	Measured	2404.7	Measured	Coal	Tangentially-fired	Dry Sorbent Injection	Low NOx Burner Technology w/ Closed-coupled/Separated OFA	Baghouse	Halogenated PAC Sorbent Injection	ARP, CSNOX, CSOSG2E, CSSO2G1, MATS
MI	J H Campbell	1710	1	########	2	1	233	610.8	Measured	0.254	Calculated	252.7	Measured	0.105	Calculated	363.8	Measured	0.151	Measured	2409.3	Measured	Coal	Tangentially-fired	Dry Sorbent Injection	Low NOx Burner Technology w/ Closed-coupled/Separated OFA	Baghouse	Halogenated PAC Sorbent Injection	ARP, CSNOX, CSOSG2E, CSSO2G1, MATS
MI	J H Campbell	1710	1	########	3	1	233	617.3	Measured	0.255	Calculated	253.9	Measured	0.105	Calculated	370.3	Measured	0.153	Measured	2420.5	Measured	Coal	Tangentially-fired	Dry Sorbent Injection	Low NOx Burner Technology w/ Closed-coupled/Separated OFA	Baghouse	Halogenated PAC Sorbent Injection	ARP, CSNOX, CSOSG2E, CSSO2G1, MATS
MI	J H Campbell	1710	1	########	4	1	232	602.8	Measured	0.253	Calculated	250.2	Measured	0.105	Calculated	369.8	Measured	0.155	Measured	2386	Measured	Coal	Tangentially-fired	Dry Sorbent Injection	Low NOx Burner Technology w/ Closed-coupled/Separated OFA	Baghouse	Halogenated PAC Sorbent Injection	ARP, CSNOX, CSOSG2E, CSSO2G1, MATS
MI	J H Campbell	1710	1	########	5	1	233	610.9	Measured	0.252	Calculated	254.3	Measured	0.105	Calculated	373.4	Measured	0.154	Measured	2424.5	Measured	Coal	Tangentially-fired	Dry Sorbent Injection	Low NOx Burner Technology w/ Closed-coupled/Separated OFA	Baghouse	Halogenated PAC Sorbent Injection	ARP, CSNOX, CSOSG2E, CSSO2G1, MATS
MI	J H Campbell	1710	1	########	6	1	233	628.2	Measured	0.26	Calculated	253.3	Measured	0.105	Calculated	367	Measured	0.152	Measured	2414.7	Measured	Coal	Tangentially-fired	Dry Sorbent Injection	Low NOx Burner Technology w/ Closed-coupled/Separated OFA	Baghouse	Halogenated PAC Sorbent Injection	ARP, CSNOX, CSOSG2E, CSSO2G1, MATS
MI	J H Campbell	1710	1	########	7	1	233	638.5	Measured	0.265	Calculated	253	Measured	0.105	Calculated	369.1	Measured	0.153	Measured	2412.1	Measured	Coal	Tangentially-fired	Dry Sorbent Injection	Low NOx Burner Technology w/ Closed-coupled/Separated OFA	Baghouse	Halogenated PAC Sorbent Injection	ARP, CSNOX, CSOSG2E, CSSO2G1, MATS
MI	J H Campbell	1710	1	########	8	1	233	637.7	Measured	0.263	Calculated	254.2	Measured	0.105	Calculated	370.8	Measured	0.153	Measured	2423.8	Measured	Coal	Tangentially-fired	Dry Sorbent Injection	Low NOx Burner Technology w/ Closed-coupled/Separated OFA	Baghouse	Halogenated PAC Sorbent Injection	ARP, CSNOX, CSOSG2E, CSSO2G1, MATS
MI	J H Campbell	1710	1	########	9	1	233	629.1	Measured	0.259	Calculated	255.1	Measured	0.105	Calculated	367.3	Measured	0.151	Measured	2432.5	Measured	Coal	Tangentially-fired	Dry Sorbent Injection	Low NOx Burner Technology w/ Closed-coupled/Separated OFA	Baghouse	Halogenated PAC Sorbent Injection	ARP, CSNOX, CSOSG2E, CSSO2G1, MATS
MI	J H Campbell	1710	1	########	10	1	233	636.6	Measured	0.264	Calculated	252.5	Measured	0.105	Calculated	368.4	Measured	0.153	Measured	2407.9	Measured	Coal	Tangentially-fired	Dry Sorbent Injection	Low NOx Burner Technology w/ Closed-coupled/Separated OFA	Baghouse	Halogenated PAC Sorbent Injection	ARP, CSNOX, CSOSG2E, CSSO2G1, MATS
MI	J H Campbell	1710	1	########	11	1	232	631.2	Measured	0.262	Calculated	252.4	Measured	0.105	Calculated	365.7	Measured	0.152	Measured	2406.2	Measured	Coal	Tangentially-fired	Dry Sorbent Injection	Low NOx Burner Technology w/ Closed-coupled/Separated OFA	Baghouse	Halogenated PAC Sorbent Injection	ARP, CSNOX, CSOSG2E, CSSO2G1, MATS
MI	J H Campbell	1710	1	########	12	1	232	631.7	Measured	0.262	Calculated	253.1	Measured	0.105	Calculated	366.8	Measured	0.152	Measured	2412.9	Measured	Coal	Tangentially-fired	Dry Sorbent Injection	Low NOx Burner Technology w/ Closed-coupled/Separated OFA	Baghouse	Halogenated PAC Sorbent Injection	ARP, CSNOX, CSOSG2E, CSSO2G1, MATS
MI	J H Campbell	1710	1	########	13	1	233	641.9	Measured	0.265	Calculated	254.2	Measured	0.105	Calculated	368.3	Measured	0.152	Measured	2423.3	Measured	Coal	Tangentially-fired	Dry Sorbent Injection	Low NOx Burner Technology w/ Closed-coupled/Separated OFA	Baghouse	Halogenated PAC Sorbent Injection	ARP, CSNOX, CSOSG2E, CSSO2G1, MATS
MI	J H Campbell	1710	1	########	14	1	232	643.6	Measured	0.266	Calculated	253.8	Measured	0.105	Calculated	372.7	Measured	0.154	Measured	2420.3	Measured	Coal	Tangentially-fired	Dry Sorbent Injection	Low NOx Burner Technology w/ Closed-coupled/Separated OFA	Baghouse	Halogenated PAC Sorbent Injection	ARP, CSNOX, CSOSG2E, CSSO2G1, MATS
MI	J H Campbell	1710	1	########	15	1	233	644.6	Measured	0.265	Calculated	254.7	Measured	0.105	Calculated	378.9	Measured	0.156	Measured	2428.7	Measured	Coal	Tangentially-fired	Dry Sorbent Injection	Low NOx Burner Technology w/ Closed-coupled/Separated OFA	Baghouse	Halogenated PAC Sorbent Injection	ARP, CSNOX, CSOSG2E, CSSO2G1, MATS
MI	J H Campbell	1710	1	########	16	1	233	642.5	Measured	0.266	Calculated	252.9	Measured	0.105	Calculated	369	Measured	0.153	Measured	2411.6	Measured	Coal	Tangentially-fired	Dry Sorbent Injection	Low NOx Burner Technology w/ Closed-coupled/Separated OFA	Baghouse	Halogenated PAC Sorbent Injection	ARP, CSNOX, CSOSG2E, CSSO2G1, MATS
MI	J H Campbell	1710	1	########	17	1	233	630.3	Measured	0.259	Calculated	255.1	Measured	0.105	Calculated	367.3	Measured	0.151	Measured	2432.6	Measured	Coal	Tangentially-fired	Dry Sorbent Injection	Low NOx Burner Technology w/ Closed-coupled/Separated OFA	Baghouse	Halogenated PAC Sorbent Injection	ARP, CSNOX, CSOSG2E, CSSO2G1, MATS
MI	J H Campbell	1710	1	########	18	1	233	614.5	Measured	0.254	Calculated	253.7	Measured	0.105	Calculated	367.7	Measured	0.152	Measured	2419.1	Measured	Coal	Tangentially-fired	Dry Sorbent Injection	Low NOx Burner Technology w/ Closed-coupled/Separated OFA	Baghouse	Halogenated PAC Sorbent Injection	ARP, CSNOX, CSOSG2E, CSSO2G1, MATS
MI	J H Campbell	1710	1	########	19	1	232	622.9	Measured	0.258	Calculated	253.6	Measured	0.105	Calculated	384.5	Measured	0.159	Measured	2418.1	Measured	Coal	Tangentially-fired	Dry Sorbent Injection	Low NOx Burner Technology w/ Closed-coupled/Separated OFA	Baghouse	Halogenated PAC Sorbent Injection	ARP, CSNOX, CSOSG2E, CSSO2G1, MATS
MI	J H Campbell	1710	1	########	20	1	233	628.1	Measured	0.259	Calculated	254.2	Measured	0.105	Calculated	380.6	Measured	0.157	Measured	2424.1	Measured	Coal	T

MI	J H Campbell	1710	1	########	18	1	233	644	Measured	0.268	Calculated	252.2	Measured	0.105	Calculated	377.5	Measured	0.157	Measured	2404.5	Measured	Coal	Tangentially-fired	Dry Sorbent Injection	Low NOx Burner Technology w/ Closed-coupled/Separated OFA	Baghouse	Halogenated PAC Sorbent Injection	ARP, CSNOX, CSOSG2E, CSSO2G1, MATS
MI	J H Campbell	1710	1	########	19	1	233	567.5	Measured	0.236	Calculated	251.9	Measured	0.105	Calculated	369.9	Measured	0.154	Measured	2401.7	Measured	Coal	Tangentially-fired	Dry Sorbent Injection	Low NOx Burner Technology w/ Closed-coupled/Separated OFA	Baghouse	Halogenated PAC Sorbent Injection	ARP, CSNOX, CSOSG2E, CSSO2G1, MATS
MI	J H Campbell	1710	1	########	20	1	232	592.9	Measured	0.246	Calculated	253.2	Measured	0.105	Calculated	369.3	Measured	0.153	Measured	2414	Measured	Coal	Tangentially-fired	Dry Sorbent Injection	Low NOx Burner Technology w/ Closed-coupled/Separated OFA	Baghouse	Halogenated PAC Sorbent Injection	ARP, CSNOX, CSOSG2E, CSSO2G1, MATS
MI	J H Campbell	1710	1	########	21	1	233	616.3	Measured	0.255	Calculated	253.3	Measured	0.105	Calculated	367.2	Measured	0.152	Measured	2415.6	Measured	Coal	Tangentially-fired	Dry Sorbent Injection	Low NOx Burner Technology w/ Closed-coupled/Separated OFA	Baghouse	Halogenated PAC Sorbent Injection	ARP, CSNOX, CSOSG2E, CSSO2G1, MATS
MI	J H Campbell	1710	1	########	22	1	233	616.8	Measured	0.256	Calculated	253.1	Measured	0.105	Calculated	366.8	Measured	0.152	Measured	2413.1	Measured	Coal	Tangentially-fired	Dry Sorbent Injection	Low NOx Burner Technology w/ Closed-coupled/Separated OFA	Baghouse	Halogenated PAC Sorbent Injection	ARP, CSNOX, CSOSG2E, CSSO2G1, MATS
MI	J H Campbell	1710	1	########	23	1	232	623.5	Measured	0.261	Calculated	250.8	Measured	0.105	Calculated	365.8	Measured	0.153	Measured	2391.1	Measured	Coal	Tangentially-fired	Dry Sorbent Injection	Low NOx Burner Technology w/ Closed-coupled/Separated OFA	Baghouse	Halogenated PAC Sorbent Injection	ARP, CSNOX, CSOSG2E, CSSO2G1, MATS
MI	J H Campbell	1710	1	########	0	1	232	620.8	Measured	0.26	Calculated	250.4	Measured	0.105	Calculated	365.3	Measured	0.153	Measured	2387.6	Measured	Coal	Tangentially-fired	Dry Sorbent Injection	Low NOx Burner Technology w/ Closed-coupled/Separated OFA	Baghouse	Halogenated PAC Sorbent Injection	ARP, CSNOX, CSOSG2E, CSSO2G1, MATS
MI	J H Campbell	1710	1	########	1	1	233	645	Measured	0.269	Calculated	251.6	Measured	0.105	Calculated	364.7	Measured	0.152	Measured	2399.2	Measured	Coal	Tangentially-fired	Dry Sorbent Injection	Low NOx Burner Technology w/ Closed-coupled/Separated OFA	Baghouse	Halogenated PAC Sorbent Injection	ARP, CSNOX, CSOSG2E, CSSO2G1, MATS
MI	J H Campbell	1710	1	########	2	1	232	625.5	Measured	0.262	Calculated	250.1	Measured	0.105	Calculated	364.9	Measured	0.153	Measured	2384.8	Measured	Coal	Tangentially-fired	Dry Sorbent Injection	Low NOx Burner Technology w/ Closed-coupled/Separated OFA	Baghouse	Halogenated PAC Sorbent Injection	ARP, CSNOX, CSOSG2E, CSSO2G1, MATS
MI	J H Campbell	1710	1	########	3	1	233	622	Measured	0.258	Calculated	253.2	Measured	0.105	Calculated	362.2	Measured	0.15	Measured	2414.5	Measured	Coal	Tangentially-fired	Dry Sorbent Injection	Low NOx Burner Technology w/ Closed-coupled/Separated OFA	Baghouse	Halogenated PAC Sorbent Injection	ARP, CSNOX, CSOSG2E, CSSO2G1, MATS
MI	J H Campbell	1710	1	########	4	1	233	614.1	Measured	0.256	Calculated	251.9	Measured	0.105	Calculated	362.6	Measured	0.151	Measured	2401.4	Measured	Coal	Tangentially-fired	Dry Sorbent Injection	Low NOx Burner Technology w/ Closed-coupled/Separated OFA	Baghouse	Halogenated PAC Sorbent Injection	ARP, CSNOX, CSOSG2E, CSSO2G1, MATS
MI	J H Campbell	1710	1	########	5	1	232	614	Measured	0.254	Calculated	253.9	Measured	0.105	Calculated	368	Measured	0.152	Measured	2420.8	Measured	Coal	Tangentially-fired	Dry Sorbent Injection	Low NOx Burner Technology w/ Closed-coupled/Separated OFA	Baghouse	Halogenated PAC Sorbent Injection	ARP, CSNOX, CSOSG2E, CSSO2G1, MATS
MI	J H Campbell	1710	1	########	6	1	233	634.3	Measured	0.261	Calculated	255	Measured	0.105	Calculated	367.1	Measured	0.151	Measured	2431.4	Measured	Coal	Tangentially-fired	Dry Sorbent Injection	Low NOx Burner Technology w/ Closed-coupled/Separated OFA	Baghouse	Halogenated PAC Sorbent Injection	ARP, CSNOX, CSOSG2E, CSSO2G1, MATS
MI	J H Campbell	1710	1	########	7	1	233	702.3	Measured	0.29	Calculated	253.9	Measured	0.105	Calculated	360.6	Measured	0.149	Measured	2420.4	Measured	Coal	Tangentially-fired	Dry Sorbent Injection	Low NOx Burner Technology w/ Closed-coupled/Separated OFA	Baghouse	Halogenated PAC Sorbent Injection	ARP, CSNOX, CSOSG2E, CSSO2G1, MATS
MI	J H Campbell	1710	1	########	8	1	232	684.6	Measured	0.287	Calculated	250.2	Measured	0.105	Calculated	355.4	Measured	0.149	Measured	2385.3	Measured	Coal	Tangentially-fired	Dry Sorbent Injection	Low NOx Burner Technology w/ Closed-coupled/Separated OFA	Baghouse	Halogenated PAC Sorbent Injection	ARP, CSNOX, CSOSG2E, CSSO2G1, MATS
MI	J H Campbell	1710	1	########	9	1	233	649.4	Measured	0.273	Calculated	249.8	Measured	0.105	Calculated	347.8	Measured	0.146	Measured	2382.2	Measured	Coal	Tangentially-fired	Dry Sorbent Injection	Low NOx Burner Technology w/ Closed-coupled/Separated OFA	Baghouse	Halogenated PAC Sorbent Injection	ARP, CSNOX, CSOSG2E, CSSO2G1, MATS
MI	J H Campbell	1710	1	########	10	1	232	602.8	Measured	0.255	Calculated	248.4	Measured	0.105	Calculated	348.1	Measured	0.147	Measured	2368.2	Measured	Coal	Tangentially-fired	Dry Sorbent Injection	Low NOx Burner Technology w/ Closed-coupled/Separated OFA	Baghouse	Halogenated PAC Sorbent Injection	ARP, CSNOX, CSOSG2E, CSSO2G1, MATS
MI	J H Campbell	1710	1	########	11	1	233	604.4	Measured	0.254	Calculated	249.4	Measured	0.105	Calculated	351.9	Measured	0.148	Measured	2377.7	Measured	Coal	Tangentially-fired	Dry Sorbent Injection	Low NOx Burner Technology w/ Closed-coupled/Separated OFA	Baghouse	Halogenated PAC Sorbent Injection	ARP, CSNOX, CSOSG2E, CSSO2G1, MATS
MI	J H Campbell	1710	1	########	12	1	234	622.7	Measured	0.261	Calculated	250.2	Measured	0.105	Calculated	353.1	Measured	0.148	Measured	2385.7	Measured	Coal	Tangentially-fired	Dry Sorbent Injection	Low NOx Burner Technology w/ Closed-coupled/Separated OFA	Baghouse	Halogenated PAC Sorbent Injection	ARP, CSNOX, CSOSG2E, CSSO2G1, MATS
MI	J H Campbell	1710	1	########	13	1	232	611.6	Measured	0.257	Calculated	249.6	Measured	0.105	Calculated	354.6	Measured	0.149	Measured	2380.1	Measured	Coal	Tangentially-fired	Dry Sorbent Injection	Low NOx Burner Technology w/ Closed-coupled/Separated OFA	Baghouse	Halogenated PAC Sorbent Injection	ARP, CSNOX, CSOSG2E, CSSO2G1, MATS
MI	J H Campbell	1710	1	########	14	1	233	610.6	Measured	0.256	Calculated	249.7	Measured	0.105	Calculated	357.1	Measured	0.15	Measured	2380.9	Measured	Coal	Tangentially-fired	Dry Sorbent Injection	Low NOx Burner Technology w/ Closed-coupled/Separated OFA	Baghouse	Halogenated PAC Sorbent Injection	ARP, CSNOX, CSOSG2E, CSSO2G1, MATS
MI	J H Campbell	1710	1	########	15	1	233	618.4	Measured	0.261	Calculated	248.9	Measured	0.105	Calculated	356	Measured	0.15	Measured	2373.6	Measured	Coal	Tangentially-fired	Dry Sorbent Injection	Low NOx Burner Technology w/ Closed-coupled/Separated OFA	Baghouse	Halogenated PAC Sorbent Injection	ARP, CSNOX, CSOSG2E, CSSO2G1, MATS
MI	J H Campbell	1710	1	########	16	1	233	618	Measured	0.261	Calculated	248.3	Measured	0.105	Calculated	355.2	Measured	0.15	Measured	2367.8	Measured	Coal	Tangentially-fired	Dry Sorbent Injection	Low NOx Burner Technology w/ Closed-coupled/Separated OFA	Baghouse	Halogenated PAC Sorbent Injection	ARP, CSNOX, CSOSG2E, CSSO2G1, MATS
MI	J H Campbell	1710	1	########	17	1	233	644.3	Measured	0.272	Calculated	248.3	Measured	0.105	Calculated	355.2	Measured	0.15	Measured	2367.9	Measured	Coal	Tangentially-fired	Dry Sorbent Injection	Low NOx Burner Technology w/ Closed-coupled/Separated OFA	Baghouse	Halogenated PAC Sorbent Injection	ARP, CSNOX, CSOSG2E, CSSO2G1, MATS
MI	J H Campbell	1710	1	########	18	1	233	610.5	Measured	0.258	Calculated	248.4	Measured	0.105	Calculated	348.2	Measured	0.147	Measured	2368.8	Measured	Coal	Tangentially-fired	Dry Sorbent Injection	Low NOx Burner Technology w/ Closed-coupled/Separated OFA	Baghouse	Halogenated PAC Sorbent Injection	ARP, CSNOX, CSOSG2E, CSSO2G1, MATS
MI	J H Campbell	1710	1	########	19	1	233	588.2	Measured	0.247	Calculated	250.2	Measured	0.105	Calculated	343.5	Measured	0.144	Measured	2385.3	Measured	Coal	Tangentially-fired	Dry Sorbent Injection	Low NOx Burner Technology w/ Closed-coupled/Separated OFA	Baghouse	Halogenated PAC Sorbent Injection	ARP, CSNOX, CSOSG2E, CSSO2G1, MATS
MI	J H Campbell	1710	1	########	20	1	232	599.4	Measured	0.253	Calculated	248.1	Measured	0.105	Calculated	347.7	Measured	0.147	Measured	2365.2	Measured	Coal	Tangentially-fired	Dry Sorbent Injection	Low NOx Burner Technology w/ Closed-coupled/Separated OFA	Baghouse	Halogenated PAC Sorbent Injection	ARP, CSNOX, CSOSG2E, CSSO2G1, MATS
MI	J H Campbell	1710	1	########	21	1	232	623.1	Measured	0.263	Calculated	248.4	Measured	0.105	Calculated	353	Measured	0.149	Measured	2368.8	Measured	Coal	Tangentially-fired	Dry Sorbent Injection	Low NOx Burner Technology w/ Closed-coupled/Separated OFA	Baghouse	Halogenated PAC Sorbent Injection	ARP, CSNOX, CSOSG2E, CSSO2G1, MATS
MI	J H Campbell	1710	1	########	22	1	231	666.2	Measured	0.28	Calculated	249.6	Measured	0.105	Calculated	357	Measured	0.15	Measured	2379.9	Measured	Coal	Tangentially-fired	Dry Sorbent Injection	Low NOx Burner Technology w/ Closed-coupled/Separated OFA	Baghouse	Halogenated PAC Sorbent Injection	ARP, CSNOX, CSOSG2E, CSSO2G1, MATS
MI	J H Campbell	1710	1	########	23	1	233	1151.2	Measured	0.48	Calculated	251.5	Measured	0.105	Calculated	374	Measured	0.156	Measured	2397.7	Measured	Coal	Tangentially-fired	Dry Sorbent Injection	Low NOx Burner Technology w/ Closed-coupled/Separated OFA	Baghouse	Halogenated PAC Sorbent Injection	ARP, CSNOX, CSOSG2E, CSSO2G1, MATS
MI	J H Campbell	1710	1	########	0	1	234	974.6	Measured	0.405	Calculated	252.5	Measured	0.105	Calculated	368.3	Measured	0.153	Measured	2407.4	Measured	Coal	Tangentially-fired	Dry Sorbent Injection	Low NOx Burner Technology w/ Closed-coupled/Separated OFA	Baghouse	Halogenated PAC Sorbent Injection	ARP, CSNOX, CSOSG2E, CSSO2G1, MATS
MI	J H Campbell	1710	1	########	1	1	233	636	Measured	0.266	Calculated	250.5	Measured	0.105	Calculated	351.1	Measured	0.147	Measured	2388.2	Measured	Coal	Tangentially-fired	Dry Sorbent Injection	Low NOx Burner Technology w/ Closed-coupled/Separated OFA	Baghouse	Halogenated PAC Sorbent Injection	ARP, CSNOX, CSOSG2E, CSSO2G1, MATS
MI	J H Campbell	1710	1	########	2	1	232	553.7	Measured	0.232	Calculated	250.3	Measured	0.105	Calculated	346.1	Measured	0.145	Measured	2386.7	Measured	Coal	Tangentially-fired	Dry Sorbent Injection	Low NOx Burner Technology w/ Closed-coupled/Separated OFA	Baghouse	Halogenated PAC Sorbent Injection	ARP, CSNOX, CSOSG2E, CSSO2G1, MATS
MI	J H Campbell	1710	1	########	3	1	233	600.7	Measured	0.25	Calculated	252.4	Measured	0.105	Calculated	353.8	Measured	0.147	Measured	2406.5	Measured	Coal	Tangentially-fired	Dry Sorbent Injection	Low NOx Burner Technology w/ Closed-coupled/Separated OFA	Baghouse	Halogenated PAC Sorbent Injection	ARP, CSNOX, CSOSG2E, CSSO2G1, MATS
MI	J H Campbell	1710	1	########	4	1	177	510	Measured	0.27	Calculated	198.4	Measured	0.105	Calculated	264.9	Measured	0.14	Measured	1891.9	Measured	Coal	Tangentially-fired	Dry Sorbent Injection	Low NOx Burner Technology w/ Closed-coupled/Separated OFA	Baghouse	Halogenated PAC Sorbent Injection	ARP, CSNOX, CSOSG2E, CSSO2G1, MATS
MI	J H Campbell	1710	1	########	5	1	213	627.1	Measured	0.279	Calculated	235.4	Measured	0.105	Calculated	298.6	Measured	0.133	Measured	2244.9	Measured	Coal	Tangentially-fired	Dry Sorbent Injection	Low NOx Burner Technology w/ Closed-coupled/Separated OFA	Baghouse	Halogenated PAC Sorbent Injection	ARP, CSNOX, CSOSG2E, CSSO2G1, MATS
MI	J H Campbell	1710	1	########	6	1	235	590.9	Measured	0.252	Calculated	245.4	Measured	0.105	Calculated	344	Measured	0.147	Measured	2340.2	Measured	Coal	Tangentially-fired	Dry Sorbent Injection	Low NOx Burner Technology w/ Closed-coupled/Separated OFA	Baghouse	Halogenated PAC Sorbent Injection	ARP, CSNOX, CSOSG2E, CSSO2G1, MATS
MI	J H Campbell	1710	1	########	7	1	236	598	Measured	0.244	Calculated	256.7	Measured	0.105	Calculated	354.9	Measured	0.145	Measured	2447.4	Measured	Coal	Tangentially-fired	Dry Sorbent Injection	Low NOx Burner Technology w/ Closed-coupled/Separated OFA	Baghouse	Halogenated PAC Sorbent Injection	ARP, CSNOX, CSOSG2E, CSSO2G1, MATS
MI	J H Campbell	1710	1	########	8	1	234	606.4	Measured	0.253	Calculated	251.8	Measured	0.105	Calculated	350.5	Measured	0.146	Measured	2400.5	Measured	Coal	Tangentially-fired	Dry Sorbent Injection	Low NOx Burner Technology w/ Closed-coupled/Separated OFA	Baghouse	Halogenated PAC Sorbent Injection	ARP, CSNOX, CSOSG2E, CSSO2G1, MATS
MI	J H Campbell	1710	1	########	9	1	234	609	Measured	0.252	Calculated	253.1	Measured	0.105	Calculated	354.7	Measured	0.147	Measured	2413.1	Measured	Coal	Tangentially-fired	Dry Sorbent Injection	Low NOx Burner Technology w/ Closed-coupled/Separated OFA	Baghouse	Halogenated PAC Sorbent Injection	ARP, CSNOX, CSOSG2E, CSSO2G1, MATS
MI	J H Campbell	1710	1	########	10	1	234	608	Measured	0.252	Calculated	253.2	Measured	0.105	Calculated	354.9	Measured	0.147	Measured	2414	Measured	Coal	Tangentially-fired	Dry Sorbent Injection	Low NOx Burner Technology w/ Closed-coupled/Separated OFA	Baghouse	Halogenated PAC Sorbent Injection	ARP, CSNOX, CSOSG2E, CSSO2G1, MATS
MI	J H Campbell	1710	1	########	11	1	235	619.5	Measured	0.256	Calculated	253.4	Measured	0.105	Calculated	355.2	Measured	0.147	Measured	2416.3	Measured	Coal	Tangentially-fired	Dry Sorbent Injection	Low NOx Burner Technology w/ Closed-coupled/Separated OFA	Baghouse	Halogenated PAC Sorbent Injection	ARP, CSNOX, CSOSG2E, CSSO2G1, MATS
MI	J H Campbell	1710	1	########	12	1	235	620.5	Measured	0.257	Calculated	253.1	Measured	0.105	Calculated	349.9	Measured	0.145	Measured	2413.3	Measured	Coal	Tangentially-fired	Dry Sorbent Injection	Low NOx Burner Technology w/ Closed-coupled/Separated OFA	Baghouse	Halogenated PAC Sorbent Injection	ARP, CSNOX, CSOSG2E, CSSO2G1, MATS
MI	J H Campbell	1710	1	########	13	1	234	635.2	Measured	0.263	Calculated	253.6	Measured	0.105	Calculated	353.1	Measured	0.146	Measured	2418.5	Measured	Coal	Tangentially-fired	Dry Sorbent Injection	Low NOx Burner Technology w/ Closed-coupled/Separated OFA	Baghouse	Halogenated PAC Sorbent Injection	ARP, CSNOX, CSOSG2E, CSSO2G1, MATS
MI	J H Campbell	1710	1	########	14	1	235	620	Measured	0.257	Calculated	253.4	Measured	0.105	Calculated	355.2	Measured	0.147	Measured	2416	Measured	Coal	Tangentially-fired	Dry Sorbent Injection	Low NOx Burner Technology w/ Closed-coupled/Separated OFA	Baghouse	Halogenated PAC Sorbent Injection	ARP, CSNOX, CSOSG2E, CSSO2G1, MATS
MI	J H Campbell	1710	1	########	15	1	235	619.5	Measured	0.256	Calculated	253.9	Measured	0.105	Calculated	353.5	Measured	0.146	Measured	2421.2	Measured	Coal	Tangentially-fired	Dry Sorbent Injection	Low NOx Burner Technology w/ Closed-coupled/Separated OFA	Baghouse	Halogenated PAC Sorbent Injection	ARP, CSNOX, CSOSG2E, CSSO2G1, MATS
MI	J H Campbell	1710	1	########	16	1	235	620.8	Measured	0.257	Calculated	253.5	Measured	0.105	Calculated	348	Measured	0.144	Measured	2416.9	Measured	Coal	Tangentially-fired	Dry Sorbent Injection	Low NOx Burner Technology w/ Closed-coupled/Separated OFA	Baghouse	Halogenated PAC Sorbent Injection	ARP, CSNOX, CSOSG2E, CSSO2G1, MATS
MI	J H Campbell	1710	1	########	17	1	235	636	Measured	0.265	Calculated	251.7	Measured	0.105	Calculated	347.9	Measured	0.145	Measured	2399.5	Measured	Coal	Tangentially-fired	Dry Sorbent Injection	Low NOx Burner Technology w/ Closed-coupled/Separated OFA	Baghouse	Halogenated PAC Sorbent Injection	ARP, CSNOX, CSOSG2E, CSSO2G1, MATS
MI	J H Campbell	1710	1	########	18	1	235	625.9	Measured	0.262	Calculated	251	Measured	0.105	Calculated	344.6	Measured	0.144	Measured	2393.2	Measured	Coal	Tangentially-fired	Dry Sorbent Injection	Low NOx Burner Technology w/ Closed-coupled/Separated OFA	Baghouse	Halogenated PAC Sorbent Injection	ARP, CSNOX, CSOSG2E, CSSO2G1, MATS
MI	J H Campbell	1710	1	########	19	1	234	626.2	Measured	0.259	Calculated	253.2	Measured	0.105	Calculated	352.5	Measured	0.146	Measured	2414.3	Measured	Coal	Tangentially-fired	Dry Sorbent Injection	Low NOx Burner Technology w/ Closed-coupled/Separated OFA	Baghouse	Halogenated PAC Sorbent Injection	ARP, CSNOX, CSOSG2E, CSSO2G1, MATS
MI	J H Campbell	1710	1	########	20	1	235	629.9	Measured	0.261	Calculated	253	Measured	0.105	Calculated	354.6	Measured	0.147	Measured	2412.2	Measured	Coal	Tangentially-fired	Dry Sorbent Injection	Low NOx Burner Technology w/ Closed-coupled/Separated OFA	Baghouse	Halogenated PAC Sorbent Injection	ARP, CSNOX, CSOSG2E, CSSO2G1, MATS
MI	J H Campbell	1710	1	########	21	1	235	620	Measured	0.258	Calculated	252.2	Measured	0.105	Calculated	355.9	Measured	0.148	Measured	2404.4	Measured	Coal	Tangentially-fired	Dry Sorbent Injection	Low NOx Burner Technology w/ Closed-coupled/Separated OFA	Baghouse	Halogenated PAC Sorbent Injection	ARP, CSNOX, CSOSG2E, CSSO2G1, MATS
MI	J H Campbell	1710	1	########	22	1	235	620.7	Measured	0.258	Calculated	252.7	Measured	0.105	Calculated	356.6	Measured	0.148	Measured	2409.2	Measured	Coal	Tangentially-fired	Dry Sorbent Injection	Low NOx Burner Technology w/ Closed-coupled/Separated OFA	Baghouse	Halogenated PAC Sorbent Injection	ARP, CSNOX, CSOSG2E, CSSO2G1, MATS
MI	J H Campbell	1710	1	########	23	1	235	624.3	Measured	0.26	Calculated	252	Measured	0.105	Calculated	353.1	Measured	0.147	Measured	2402.3	Measured	Coal	Tangentially-fired	Dry Sorbent Injection	Low NOx Burner Technology w/ Closed-coupled/Separated OFA	Baghouse	Halogenated PAC Sorbent Injection	ARP, CSNOX, CSOSG2E, CSSO2G1, MATS
MI	J H Campbell	1710	1	########	0	1	235	630.4	Measured	0.265	Calculated	249.7	Measured	0.105	Calculated	352.3	Measured	0.148	Measured	2380.6	Measured	Coal	Tangentially-fired	Dry Sorbent Injection	Low NOx Burner Technology w/ Closed-coupled/Separated OFA	Baghouse	Halogenated PAC Sorbent Injection	ARP, CSNOX, CSOSG2E, CSSO2G1, MATS
MI	J H Campbell	1710	1	########	1	1	235	620.5	Measured	0.258	Calculated	252.4	Measured	0.105	Calculated	358.5	Measured	0.149	Measured	2406.3	Measured	Coal	Tangentially-fired	Dry Sorbent Injection	Low NOx Burner Technology w/ Closed-coupled/Separated OFA	Baghouse	Halogenated PAC Sorbent Injection	ARP, CSNOX, CSOSG2E, CSSO2G1, MATS
MI	J H Campbell	1710	1	########	2	1	235	607.5	Measured	0.252	Calculated	252.5	Measured	0.105	Calculated	361.1	Measured	0.15	Measured	2407	Measured	Coal	Tangentially-fired	Dry Sorbent Injection	Low NOx Burner Technology w/ Closed-coupled/Separated OFA	Baghouse	Halogenated PAC Sorbent Injection	ARP, CSNOX, CSOSG2E, CSSO2G1, MATS
MI	J H Campbell	1710	1	########	3	1	235	621.1	Measured	0.259	Calculated	251.3	Measured	0.105	Calculated	361.8	Measured	0.151	Measured	2395.8	Measured	Coal	Tangentially-fired	Dry Sorbent Injection	Low NOx Burner Technology w/ Closed-coupled/Separated OFA	Baghouse	Halogenated PAC Sorbent Injection	ARP, CSNOX, CSOSG2E, CSSO2G1, MATS
MI	J H Campbell	1710	1	########	4	1	234	595.7	Measured	0.252	Calculated	248	Measured	0.105	Calculated	354.6	Measured	0.15	Measured	2364.1	Measured	Coal	Tangentially-fired	Dry Sorbent Injection	Low NOx Burner Technology w/ Closed-coupled/Separated OFA	Baghouse	Halogenated PAC Sorbent Injection	ARP, CSNOX, CSOSG2E, CSSO2G1, MATS
MI	J H Campbell	1710	1	########	5	1	235	617.2	Measured	0.259	Calculated	249.9	Measured	0.105	Calculated	357.4	Measured	0.15	Measured	2382.9	Measured	Coal	Tangentially-fired	Dry Sorbent Injection	Low NOx Burner Technology w/ Closed-coupled/Separated OFA	Baghouse	Halogenated PAC Sorbent Injection	ARP, CSNOX, CSOSG2E, CSSO2G1, MATS
MI	J H Campbell	1710	1	########	6	1	235	631.1	Measured	0.265	Calculated	250.2	Measured	0.105	Calculated	360.2	Measured	0.151	Measured	2385.6	Measured	Coal	Tangentially-fired	Dry Sorbent Injection	Low NOx Burner Technology w/ Closed-coupled/Separated OFA	Baghouse	Halogenated PAC Sorbent Injection	ARP, CSNOX, CSOSG2E, CSSO2G1, MATS
MI	J H Campbell	1710	1	########	7	1	234	634.8	Measured	0.267	Calculated	249.5	Measured	0.105	Calculated	354.5	Measured	0.149	Measured	2379	Measured	Coal	Tangentially-fired	Dry Sorbent Injection	Low NOx Burner Technology w/ Closed-coupled/Separated OFA	Baghouse	Halogenated PAC Sorbent Injection	ARP, CSNOX, CSOSG2E, CSSO2G1, MATS
MI	J H Campbell	1710	1	########	8	1	234	628.9	Measured	0.264	Calculated	250.3	Measured	0.105	Calculated	353.2	Measured	0.148	Measured	2386.4	Measured	Coal	Tangentially-fired	Dry Sorbent Injection	Low NOx Burner Technology w/ Closed-coupled/Separated OFA	Baghouse	Halogenated PAC Sorbent Injection	ARP, CSNOX, CSOSG2E, CSSO2G1, MATS
MI	J H Campbell	1710	1	########	9	1	235	626	Measured	0.261	Calculated	251.8	Measured	0.105	Calculated	357.7	Measured	0.149	Measured	2400.8	Measured	Coal	Tangentially-fired	Dry Sorbent Injection	Low NOx Burner Technology w/ Closed-coupled/Separated OFA	Baghouse	Halogenated PAC Sorbent Injection	ARP, CSNOX, CSOSG2E, CSSO2G1, MATS
MI	J H Campbell	1710	1	########	10	1	235	629.6	Measured	0.262	Calculated	252	Measured	0.105	Calculated	360.4	Measured	0.15	Measured	2402.8	Measured	Coal	Tangentially-fired	Dry Sorbent Injection	Low NOx Burner Technology w/ Closed-coupled/Separated OFA	Baghouse	Halogenated PAC Sorbent Injection	ARP, CSNOX, CSOSG2E, CSSO2G1, MATS
MI	J H Campbell	1710	1	########	11	1	235	634.1	Measured	0.264	Calculated	252.2	Measured	0.105	Calculated	367.9	Measured	0.153	Measured	2404.5	Measured	Coal	Tangentially-fired	Dry Sorbent Injection	Low NOx Burner Technology w/ Closed-coupled/Separated OFA	Baghouse	Halogenated PAC Sorbent Injection	ARP, CSNOX, CSOSG2E, CSSO2G1, MATS
MI	J H Campbell	1710	1	########	12	1	235	621.5	Measured	0.259	Calculated	251.6	Measured	0.105	Calculated	369.4	Measured	0.154	Measured	2398.6	Measured	Coal	Tangentially-fired	Dry Sorbent Injection	Low NOx Burner Technology w/ Closed-coupled/Separated OFA	Baghouse	Halogenated PAC Sorbent Injection	ARP, CSNOX, CSOSG2E, CSSO2G1, MATS
MI	J H Campbell	1710	1	########	13	1	235	618	Measured	0.257	Calculated	251.9	Measured	0.105	Calculated	372.2	Measured	0.155	Measured	2401.4	Measured	Coal	Tangentially-fired	Dry Sorbent Injection	Low NOx Burner Technology w/ Closed-coupled/Separated OFA	Baghouse	Halogenated PAC Sorbent Injection	ARP, CSNOX, CSOSG2E, CSSO2G1, MATS
MI	J H Campbell	1710	1	########	14	1	234	625.3	Measured	0.26	Calculated	252.4	Measured	0.105	Calculated	373	Measured	0.155	Measured	2406.3	Measured	Coal	Tangentially-fired	Dry Sorbent Injection	Low NOx Burner Technology w/ Closed-coupled/Separated OFA	Baghouse	Halogenated PAC Sorbent Injection	ARP, CSNOX, CSOSG2E, CSSO2G1, MATS
MI	J H Campbell	1710	1	########	15	1	235	628.1	Measured	0.262	Calculated	251.5	Measured	0.105	Calculated	369.3	Measured	0.154	Measured	2398.2	Measured	Coal	Tangentially-fired	Dry Sorbent Injection	Low NOx Burner Technology w/ Closed-coupled/Separated OFA	Baghouse	Halogenated PAC Sorbent Injection	ARP, CSNOX, CSOSG2E, CSSO2G1, MATS
MI	J H Campbell	1710	1	########	16	1	234	640.6	Measured	0.268	Calculated	251.1	Measured	0.105	Calculated	364	Measured	0.152	Measured	2394.6	Measured	Coal	Tangentially-fired	Dry Sorbent Injection	Low NOx Burner Technology w/ Closed-coupled/Separated OFA	Baghouse	Halogenated PAC Sorbent Injection	ARP, CSNOX, CSOSG2E, CSSO2G1, MATS
MI	J H Campbell	1710	1	########	17	1	235	634.1	Measured	0.265	Calculated	250.7	Measured	0.105	Calculated	363.4	Measured	0.152	Measured	2390.7	Measured	Coal	Tangentially-fired	Dry Sorbent Injection	Low NOx Burner Technology w/ Closed-coupled/Separated OFA	Baghouse	Halogenated PAC Sorbent Injection	ARP, CSNOX, CSOSG2E, CSSO2G1, MATS
MI	J H Campbell	1710	1	########	18	1	235	624.4	Measured	0.26	Calculated	251.5	Measured	0.105	Calculated	362.1	Measured	0.151	Measured	2397.8	Measured	Coal	Tangentially-fired	Dry Sorbent Injection	Low NOx Burner Technology w/ Closed-coupled/Separated OFA	Baghouse	Halogenated PAC Sorbent Injection	ARP, CSNOX, CSOSG2E, CSSO2G1, MATS
MI	J H Campbell	1710	1	########	19	1	234	633.7	Measured	0.265	Calculated	250.6	Measured	0.105	Calculated	365.6	Measured	0.153	Measured	2389.4	Measured	Coal	Tangentially-fired	Dry Sorbent Injection	Low NOx Burner Technology w

MI	J H Campbell	1710	1	########	17	1	234	634.3	Measured	0.266	Calculated	250.4	Measured	0.105	Calculated	365.3	Measured	0.153	Measured	2387.6	Measured	Coal	Tangentially-fired	Dry Sorbent Injection	Low NOx Burner Technology w/ Closed-coupled/Separated OFA	Baghouse	Halogenated PAC Sorbent Injection	ARP, CSNOX, CSOSG2E, CSSO2G1, MATS
MI	J H Campbell	1710	1	########	18	1	234	591.8	Measured	0.248	Calculated	250.6	Measured	0.105	Calculated	363.2	Measured	0.152	Measured	2389.3	Measured	Coal	Tangentially-fired	Dry Sorbent Injection	Low NOx Burner Technology w/ Closed-coupled/Separated OFA	Baghouse	Halogenated PAC Sorbent Injection	ARP, CSNOX, CSOSG2E, CSSO2G1, MATS
MI	J H Campbell	1710	1	########	19	1	236	683.2	Measured	0.285	Calculated	251.8	Measured	0.105	Calculated	362.6	Measured	0.151	Measured	2401	Measured	Coal	Tangentially-fired	Dry Sorbent Injection	Low NOx Burner Technology w/ Closed-coupled/Separated OFA	Baghouse	Halogenated PAC Sorbent Injection	ARP, CSNOX, CSOSG2E, CSSO2G1, MATS
MI	J H Campbell	1710	1	########	20	1	234	658.5	Measured	0.276	Calculated	250.3	Measured	0.105	Calculated	365.1	Measured	0.153	Measured	2386.5	Measured	Coal	Tangentially-fired	Dry Sorbent Injection	Low NOx Burner Technology w/ Closed-coupled/Separated OFA	Baghouse	Halogenated PAC Sorbent Injection	ARP, CSNOX, CSOSG2E, CSSO2G1, MATS
MI	J H Campbell	1710	1	########	21	1	234	623.4	Measured	0.262	Calculated	249.5	Measured	0.105	Calculated	361.6	Measured	0.152	Measured	2378.8	Measured	Coal	Tangentially-fired	Dry Sorbent Injection	Low NOx Burner Technology w/ Closed-coupled/Separated OFA	Baghouse	Halogenated PAC Sorbent Injection	ARP, CSNOX, CSOSG2E, CSSO2G1, MATS
MI	J H Campbell	1710	1	########	22	1	234	617.6	Measured	0.259	Calculated	249.9	Measured	0.105	Calculated	364.5	Measured	0.153	Measured	2382.3	Measured	Coal	Tangentially-fired	Dry Sorbent Injection	Low NOx Burner Technology w/ Closed-coupled/Separated OFA	Baghouse	Halogenated PAC Sorbent Injection	ARP, CSNOX, CSOSG2E, CSSO2G1, MATS
MI	J H Campbell	1710	1	########	23	1	235	609.2	Measured	0.257	Calculated	248.4	Measured	0.105	Calculated	357.7	Measured	0.151	Measured	2368.7	Measured	Coal	Tangentially-fired	Dry Sorbent Injection	Low NOx Burner Technology w/ Closed-coupled/Separated OFA	Baghouse	Halogenated PAC Sorbent Injection	ARP, CSNOX, CSOSG2E, CSSO2G1, MATS
MI	J H Campbell	1710	1	########	0	1	235	642.4	Measured	0.272	Calculated	248.1	Measured	0.105	Calculated	354.8	Measured	0.15	Measured	2365.6	Measured	Coal	Tangentially-fired	Dry Sorbent Injection	Low NOx Burner Technology w/ Closed-coupled/Separated OFA	Baghouse	Halogenated PAC Sorbent Injection	ARP, CSNOX, CSOSG2E, CSSO2G1, MATS
MI	J H Campbell	1710	1	########	1	1	235	611.3	Measured	0.257	Calculated	249.4	Measured	0.105	Calculated	351.9	Measured	0.148	Measured	2377.8	Measured	Coal	Tangentially-fired	Dry Sorbent Injection	Low NOx Burner Technology w/ Closed-coupled/Separated OFA	Baghouse	Halogenated PAC Sorbent Injection	ARP, CSNOX, CSOSG2E, CSSO2G1, MATS
MI	J H Campbell	1710	1	########	2	1	235	618.8	Measured	0.262	Calculated	247.9	Measured	0.105	Calculated	356.9	Measured	0.151	Measured	2363.8	Measured	Coal	Tangentially-fired	Dry Sorbent Injection	Low NOx Burner Technology w/ Closed-coupled/Separated OFA	Baghouse	Halogenated PAC Sorbent Injection	ARP, CSNOX, CSOSG2E, CSSO2G1, MATS
MI	J H Campbell	1710	1	########	3	1	235	625.8	Measured	0.263	Calculated	249.4	Measured	0.105	Calculated	356.6	Measured	0.15	Measured	2377.6	Measured	Coal	Tangentially-fired	Dry Sorbent Injection	Low NOx Burner Technology w/ Closed-coupled/Separated OFA	Baghouse	Halogenated PAC Sorbent Injection	ARP, CSNOX, CSOSG2E, CSSO2G1, MATS
MI	J H Campbell	1710	1	########	4	1	235	590	Measured	0.25	Calculated	248	Measured	0.105	Calculated	357.1	Measured	0.151	Measured	2364.7	Measured	Coal	Tangentially-fired	Dry Sorbent Injection	Low NOx Burner Technology w/ Closed-coupled/Separated OFA	Baghouse	Halogenated PAC Sorbent Injection	ARP, CSNOX, CSOSG2E, CSSO2G1, MATS
MI	J H Campbell	1710	1	########	5	1	235	605.2	Measured	0.254	Calculated	250.1	Measured	0.105	Calculated	360.1	Measured	0.151	Measured	2384.7	Measured	Coal	Tangentially-fired	Dry Sorbent Injection	Low NOx Burner Technology w/ Closed-coupled/Separated OFA	Baghouse	Halogenated PAC Sorbent Injection	ARP, CSNOX, CSOSG2E, CSSO2G1, MATS
MI	J H Campbell	1710	1	########	6	1	234	623.5	Measured	0.262	Calculated	249.8	Measured	0.105	Calculated	364.4	Measured	0.153	Measured	2381.6	Measured	Coal	Tangentially-fired	Dry Sorbent Injection	Low NOx Burner Technology w/ Closed-coupled/Separated OFA	Baghouse	Halogenated PAC Sorbent Injection	ARP, CSNOX, CSOSG2E, CSSO2G1, MATS
MI	J H Campbell	1710	1	########	7	1	235	612.2	Measured	0.258	Calculated	249.2	Measured	0.105	Calculated	363.5	Measured	0.153	Measured	2375.7	Measured	Coal	Tangentially-fired	Dry Sorbent Injection	Low NOx Burner Technology w/ Closed-coupled/Separated OFA	Baghouse	Halogenated PAC Sorbent Injection	ARP, CSNOX, CSOSG2E, CSSO2G1, MATS
MI	J H Campbell	1710	1	########	8	1	235	604.6	Measured	0.253	Calculated	251.1	Measured	0.105	Calculated	359.2	Measured	0.15	Measured	2394.4	Measured	Coal	Tangentially-fired	Dry Sorbent Injection	Low NOx Burner Technology w/ Closed-coupled/Separated OFA	Baghouse	Halogenated PAC Sorbent Injection	ARP, CSNOX, CSOSG2E, CSSO2G1, MATS
MI	J H Campbell	1710	1	########	9	1	235	608.5	Measured	0.255	Calculated	250.2	Measured	0.105	Calculated	355.5	Measured	0.149	Measured	2385.9	Measured	Coal	Tangentially-fired	Dry Sorbent Injection	Low NOx Burner Technology w/ Closed-coupled/Separated OFA	Baghouse	Halogenated PAC Sorbent Injection	ARP, CSNOX, CSOSG2E, CSSO2G1, MATS
MI	J H Campbell	1710	1	########	10	1	234	621.5	Measured	0.259	Calculated	251.3	Measured	0.105	Calculated	359.4	Measured	0.15	Measured	2396	Measured	Coal	Tangentially-fired	Dry Sorbent Injection	Low NOx Burner Technology w/ Closed-coupled/Separated OFA	Baghouse	Halogenated PAC Sorbent Injection	ARP, CSNOX, CSOSG2E, CSSO2G1, MATS
MI	J H Campbell	1710	1	########	11	1	234	648.2	Measured	0.272	Calculated	250.1	Measured	0.105	Calculated	357.7	Measured	0.15	Measured	2384.5	Measured	Coal	Tangentially-fired	Dry Sorbent Injection	Low NOx Burner Technology w/ Closed-coupled/Separated OFA	Baghouse	Halogenated PAC Sorbent Injection	ARP, CSNOX, CSOSG2E, CSSO2G1, MATS
MI	J H Campbell	1710	1	########	12	1	235	627.5	Measured	0.262	Calculated	251.4	Measured	0.105	Calculated	364.3	Measured	0.152	Measured	2396.8	Measured	Coal	Tangentially-fired	Dry Sorbent Injection	Low NOx Burner Technology w/ Closed-coupled/Separated OFA	Baghouse	Halogenated PAC Sorbent Injection	ARP, CSNOX, CSOSG2E, CSSO2G1, MATS
MI	J H Campbell	1710	1	########	13	1	235	610.2	Measured	0.254	Calculated	252.4	Measured	0.105	Calculated	358.5	Measured	0.149	Measured	2406.3	Measured	Coal	Tangentially-fired	Dry Sorbent Injection	Low NOx Burner Technology w/ Closed-coupled/Separated OFA	Baghouse	Halogenated PAC Sorbent Injection	ARP, CSNOX, CSOSG2E, CSSO2G1, MATS
MI	J H Campbell	1710	1	########	14	1	235	618.1	Measured	0.257	Calculated	252	Measured	0.105	Calculated	355.7	Measured	0.148	Measured	2403.2	Measured	Coal	Tangentially-fired	Dry Sorbent Injection	Low NOx Burner Technology w/ Closed-coupled/Separated OFA	Baghouse	Halogenated PAC Sorbent Injection	ARP, CSNOX, CSOSG2E, CSSO2G1, MATS
MI	J H Campbell	1710	1	########	15	1	235	631.8	Measured	0.261	Calculated	253.5	Measured	0.105	Calculated	357.7	Measured	0.148	Measured	2417	Measured	Coal	Tangentially-fired	Dry Sorbent Injection	Low NOx Burner Technology w/ Closed-coupled/Separated OFA	Baghouse	Halogenated PAC Sorbent Injection	ARP, CSNOX, CSOSG2E, CSSO2G1, MATS
MI	J H Campbell	1710	1	########	16	1	234	612	Measured	0.253	Calculated	253.9	Measured	0.105	Calculated	365.6	Measured	0.151	Measured	2421.2	Measured	Coal	Tangentially-fired	Dry Sorbent Injection	Low NOx Burner Technology w/ Closed-coupled/Separated OFA	Baghouse	Halogenated PAC Sorbent Injection	ARP, CSNOX, CSOSG2E, CSSO2G1, MATS
MI	J H Campbell	1710	1	########	17	1	235	621.1	Measured	0.258	Calculated	252.5	Measured	0.105	Calculated	373.2	Measured	0.155	Measured	2407.8	Measured	Coal	Tangentially-fired	Dry Sorbent Injection	Low NOx Burner Technology w/ Closed-coupled/Separated OFA	Baghouse	Halogenated PAC Sorbent Injection	ARP, CSNOX, CSOSG2E, CSSO2G1, MATS
MI	J H Campbell	1710	1	########	18	1	235	630.6	Measured	0.262	Calculated	252.9	Measured	0.105	Calculated	366.5	Measured	0.152	Measured	2411.1	Measured	Coal	Tangentially-fired	Dry Sorbent Injection	Low NOx Burner Technology w/ Closed-coupled/Separated OFA	Baghouse	Halogenated PAC Sorbent Injection	ARP, CSNOX, CSOSG2E, CSSO2G1, MATS
MI	J H Campbell	1710	1	########	19	1	235	635.5	Measured	0.265	Calculated	251.9	Measured	0.105	Calculated	357.8	Measured	0.149	Measured	2401.6	Measured	Coal	Tangentially-fired	Dry Sorbent Injection	Low NOx Burner Technology w/ Closed-coupled/Separated OFA	Baghouse	Halogenated PAC Sorbent Injection	ARP, CSNOX, CSOSG2E, CSSO2G1, MATS
MI	J H Campbell	1710	1	########	20	1	234	639.3	Measured	0.267	Calculated	251.2	Measured	0.105	Calculated	354.5	Measured	0.148	Measured	2395.1	Measured	Coal	Tangentially-fired	Dry Sorbent Injection	Low NOx Burner Technology w/ Closed-coupled/Separated OFA	Baghouse	Halogenated PAC Sorbent Injection	ARP, CSNOX, CSOSG2E, CSSO2G1, MATS
MI	J H Campbell	1710	1	########	21	1	234	626.2	Measured	0.26	Calculated	253	Measured	0.105	Calculated	354.5	Measured	0.147	Measured	2411.8	Measured	Coal	Tangentially-fired	Dry Sorbent Injection	Low NOx Burner Technology w/ Closed-coupled/Separated OFA	Baghouse	Halogenated PAC Sorbent Injection	ARP, CSNOX, CSOSG2E, CSSO2G1, MATS
MI	J H Campbell	1710	1	########	22	1	235	629.1	Measured	0.26	Calculated	253.9	Measured	0.105	Calculated	363.1	Measured	0.15	Measured	2420.9	Measured	Coal	Tangentially-fired	Dry Sorbent Injection	Low NOx Burner Technology w/ Closed-coupled/Separated OFA	Baghouse	Halogenated PAC Sorbent Injection	ARP, CSNOX, CSOSG2E, CSSO2G1, MATS
MI	J H Campbell	1710	1	########	23	1	234	636.8	Measured	0.266	Calculated	251.4	Measured	0.105	Calculated	369.1	Measured	0.154	Measured	2396.9	Measured	Coal	Tangentially-fired	Dry Sorbent Injection	Low NOx Burner Technology w/ Closed-coupled/Separated OFA	Baghouse	Halogenated PAC Sorbent Injection	ARP, CSNOX, CSOSG2E, CSSO2G1, MATS
MI	J H Campbell	1710	1	########	0	1	235	625.7	Measured	0.26	Calculated	252.2	Measured	0.105	Calculated	370.2	Measured	0.154	Measured	2404.2	Measured	Coal	Tangentially-fired	Dry Sorbent Injection	Low NOx Burner Technology w/ Closed-coupled/Separated OFA	Baghouse	Halogenated PAC Sorbent Injection	ARP, CSNOX, CSOSG2E, CSSO2G1, MATS
MI	J H Campbell	1710	1	########	1	1	235	616.5	Measured	0.255	Calculated	253.8	Measured	0.105	Calculated	360.5	Measured	0.149	Measured	2419.6	Measured	Coal	Tangentially-fired	Dry Sorbent Injection	Low NOx Burner Technology w/ Closed-coupled/Separated OFA	Baghouse	Halogenated PAC Sorbent Injection	ARP, CSNOX, CSOSG2E, CSSO2G1, MATS
MI	J H Campbell	1710	1	########	2	1	235	629.1	Measured	0.262	Calculated	251.5	Measured	0.105	Calculated	362.1	Measured	0.151	Measured	2398.3	Measured	Coal	Tangentially-fired	Dry Sorbent Injection	Low NOx Burner Technology w/ Closed-coupled/Separated OFA	Baghouse	Halogenated PAC Sorbent Injection	ARP, CSNOX, CSOSG2E, CSSO2G1, MATS
MI	J H Campbell	1710	1	########	3	1	235	625.9	Measured	0.26	Calculated	252.5	Measured	0.105	Calculated	370.7	Measured	0.154	Measured	2407.2	Measured	Coal	Tangentially-fired	Dry Sorbent Injection	Low NOx Burner Technology w/ Closed-coupled/Separated OFA	Baghouse	Halogenated PAC Sorbent Injection	ARP, CSNOX, CSOSG2E, CSSO2G1, MATS
MI	J H Campbell	1710	1	########	4	1	179	481.9	Measured	0.252	Calculated	200.9	Measured	0.105	Calculated	281.6	Measured	0.147	Measured	1915.8	Measured	Coal	Tangentially-fired	Dry Sorbent Injection	Low NOx Burner Technology w/ Closed-coupled/Separated OFA	Baghouse	Halogenated PAC Sorbent Injection	ARP, CSNOX, CSOSG2E, CSSO2G1, MATS
MI	J H Campbell	1710	1	########	5	1	231	610.3	Measured	0.253	Calculated	253.5	Measured	0.105	Calculated	345.6	Measured	0.143	Measured	2416.6	Measured	Coal	Tangentially-fired	Dry Sorbent Injection	Low NOx Burner Technology w/ Closed-coupled/Separated OFA	Baghouse	Halogenated PAC Sorbent Injection	ARP, CSNOX, CSOSG2E, CSSO2G1, MATS
MI	J H Campbell	1710	1	########	6	1	234	610.3	Measured	0.254	Calculated	252.5	Measured	0.105	Calculated	373.1	Measured	0.155	Measured	2407.4	Measured	Coal	Tangentially-fired	Dry Sorbent Injection	Low NOx Burner Technology w/ Closed-coupled/Separated OFA	Baghouse	Halogenated PAC Sorbent Injection	ARP, CSNOX, CSOSG2E, CSSO2G1, MATS
MI	J H Campbell	1710	1	########	7	1	235	625.4	Measured	0.261	Calculated	251.4	Measured	0.105	Calculated	366.7	Measured	0.153	Measured	2397	Measured	Coal	Tangentially-fired	Dry Sorbent Injection	Low NOx Burner Technology w/ Closed-coupled/Separated OFA	Baghouse	Halogenated PAC Sorbent Injection	ARP, CSNOX, CSOSG2E, CSSO2G1, MATS
MI	J H Campbell	1710	1	########	8	1	234	617.9	Measured	0.257	Calculated	252.2	Measured	0.105	Calculated	360.7	Measured	0.15	Measured	2404.5	Measured	Coal	Tangentially-fired	Dry Sorbent Injection	Low NOx Burner Technology w/ Closed-coupled/Separated OFA	Baghouse	Halogenated PAC Sorbent Injection	ARP, CSNOX, CSOSG2E, CSSO2G1, MATS
MI	J H Campbell	1710	1	########	9	1	235	631.4	Measured	0.261	Calculated	253.5	Measured	0.105	Calculated	360.1	Measured	0.149	Measured	2416.8	Measured	Coal	Tangentially-fired	Dry Sorbent Injection	Low NOx Burner Technology w/ Closed-coupled/Separated OFA	Baghouse	Halogenated PAC Sorbent Injection	ARP, CSNOX, CSOSG2E, CSSO2G1, MATS
MI	J H Campbell	1710	1	########	10	1	201	509.2	Measured	0.245	Calculated	218.1	Measured	0.105	Calculated	318.2	Measured	0.153	Measured	2079.6	Measured	Coal	Tangentially-fired	Dry Sorbent Injection	Low NOx Burner Technology w/ Closed-coupled/Separated OFA	Baghouse	Halogenated PAC Sorbent Injection	ARP, CSNOX, CSOSG2E, CSSO2G1, MATS
MI	J H Campbell	1710	1	########	11	1	164	444.1	Measured	0.251	Calculated	185.9	Measured	0.105	Calculated	244.6	Measured	0.138	Measured	1772.6	Measured	Coal	Tangentially-fired	Dry Sorbent Injection	Low NOx Burner Technology w/ Closed-coupled/Separated OFA	Baghouse	Halogenated PAC Sorbent Injection	ARP, CSNOX, CSOSG2E, CSSO2G1, MATS
MI	J H Campbell	1710	1	########	12	1	205	555.7	Measured	0.256	Calculated	227.6	Measured	0.105	Calculated	301.7	Measured	0.139	Measured	2170.3	Measured	Coal	Tangentially-fired	Dry Sorbent Injection	Low NOx Burner Technology w/ Closed-coupled/Separated OFA	Baghouse	Halogenated PAC Sorbent Injection	ARP, CSNOX, CSOSG2E, CSSO2G1, MATS
MI	J H Campbell	1710	1	########	13	1	235	619.1	Measured	0.254	Calculated	255.7	Measured	0.105	Calculated	373	Measured	0.153	Measured	2437.8	Measured	Coal	Tangentially-fired	Dry Sorbent Injection	Low NOx Burner Technology w/ Closed-coupled/Separated OFA	Baghouse	Halogenated PAC Sorbent Injection	ARP, CSNOX, CSOSG2E, CSSO2G1, MATS
MI	J H Campbell	1710	1	########	14	1	234	662.3	Measured	0.277	Calculated	250.8	Measured	0.105	Calculated	370.7	Measured	0.155	Measured	2391.6	Measured	Coal	Tangentially-fired	Dry Sorbent Injection	Low NOx Burner Technology w/ Closed-coupled/Separated OFA	Baghouse	Halogenated PAC Sorbent Injection	ARP, CSNOX, CSOSG2E, CSSO2G1, MATS
MI	J H Campbell	1710	1	########	15	1	234	646.8	Measured	0.269	Calculated	251.9	Measured	0.105	Calculated	369.8	Measured	0.154	Measured	2401.6	Measured	Coal	Tangentially-fired	Dry Sorbent Injection	Low NOx Burner Technology w/ Closed-coupled/Separated OFA	Baghouse	Halogenated PAC Sorbent Injection	ARP, CSNOX, CSOSG2E, CSSO2G1, MATS
MI	J H Campbell	1710	1	########	16	1	235	615.7	Measured	0.255	Calculated	252.8	Measured	0.105	Calculated	373.6	Measured	0.155	Measured	2410.3	Measured	Coal	Tangentially-fired	Dry Sorbent Injection	Low NOx Burner Technology w/ Closed-coupled/Separated OFA	Baghouse	Halogenated PAC Sorbent Injection	ARP, CSNOX, CSOSG2E, CSSO2G1, MATS
MI	J H Campbell	1710	1	########	17	1	235	621.7	Measured	0.258	Calculated	252.8	Measured	0.105	Calculated	371.1	Measured	0.154	Measured	2409.9	Measured	Coal	Tangentially-fired	Dry Sorbent Injection	Low NOx Burner Technology w/ Closed-coupled/Separated OFA	Baghouse	Halogenated PAC Sorbent Injection	ARP, CSNOX, CSOSG2E, CSSO2G1, MATS
MI	J H Campbell	1710	1	########	18	1	235	637.4	Measured	0.264	Calculated	253.2	Measured	0.105	Calculated	371.8	Measured	0.154	Measured	2414.1	Measured	Coal	Tangentially-fired	Dry Sorbent Injection	Low NOx Burner Technology w/ Closed-coupled/Separated OFA	Baghouse	Halogenated PAC Sorbent Injection	ARP, CSNOX, CSOSG2E, CSSO2G1, MATS
MI	J H Campbell	1710	1	########	19	1	234	630.2	Measured	0.262	Calculated	252.5	Measured	0.105	Calculated	368.3	Measured	0.153	Measured	2407.3	Measured	Coal	Tangentially-fired	Dry Sorbent Injection	Low NOx Burner Technology w/ Closed-coupled/Separated OFA	Baghouse	Halogenated PAC Sorbent Injection	ARP, CSNOX, CSOSG2E, CSSO2G1, MATS
MI	J H Campbell	1710	1	########	20	1	234	630.5	Measured	0.262	Calculated	252.6	Measured	0.105	Calculated	368.5	Measured	0.153	Measured	2408.5	Measured	Coal	Tangentially-fired	Dry Sorbent Injection	Low NOx Burner Technology w/ Closed-coupled/Separated OFA	Baghouse	Halogenated PAC Sorbent Injection	ARP, CSNOX, CSOSG2E, CSSO2G1, MATS
MI	J H Campbell	1710	1	########	21	1	235	620	Measured	0.257	Calculated	252.5	Measured	0.105	Calculated	368.4	Measured	0.153	Measured	2407.9	Measured	Coal	Tangentially-fired	Dry Sorbent Injection	Low NOx Burner Technology w/ Closed-coupled/Separated OFA	Baghouse	Halogenated PAC Sorbent Injection	ARP, CSNOX, CSOSG2E, CSSO2G1, MATS
MI	J H Campbell	1710	1	########	22	1	235	682.4	Measured	0.283	Calculated	252.9	Measured	0.105	Calculated	373.8	Measured	0.155	Measured	2411.6	Measured	Coal	Tangentially-fired	Dry Sorbent Injection	Low NOx Burner Technology w/ Closed-coupled/Separated OFA	Baghouse	Halogenated PAC Sorbent Injection	ARP, CSNOX, CSOSG2E, CSSO2G1, MATS
MI	J H Campbell	1710	1	########	23	1	235	1055.6	Measured	0.439	Calculated	252.2	Measured	0.105	Calculated	375.1	Measured	0.156	Measured	2404.6	Measured	Coal	Tangentially-fired	Dry Sorbent Injection	Low NOx Burner Technology w/ Closed-coupled/Separated OFA	Baghouse	Halogenated PAC Sorbent Injection	ARP, CSNOX, CSOSG2E, CSSO2G1, MATS
MI	J H Campbell	1710	1	########	0	1	234	785.1	Measured	0.331	Calculated	248.6	Measured	0.105	Calculated	360.4	Measured	0.152	Measured	2370.8	Measured	Coal	Tangentially-fired	Dry Sorbent Injection	Low NOx Burner Technology w/ Closed-coupled/Separated OFA	Baghouse	Halogenated PAC Sorbent Injection	ARP, CSNOX, CSOSG2E, CSSO2G1, MATS
MI	J H Campbell	1710	1	########	1	1	234	646.8	Measured	0.27	Calculated	251.1	Measured	0.105	Calculated	361.6	Measured	0.151	Measured	2394.6	Measured	Coal	Tangentially-fired	Dry Sorbent Injection	Low NOx Burner Technology w/ Closed-coupled/Separated OFA	Baghouse	Halogenated PAC Sorbent Injection	ARP, CSNOX, CSOSG2E, CSSO2G1, MATS
MI	J H Campbell	1710	1	########	2	1	235	611.9	Measured	0.256	Calculated	250.9	Measured	0.105	Calculated	366	Measured	0.153	Measured	2391.9	Measured	Coal	Tangentially-fired	Dry Sorbent Injection	Low NOx Burner Technology w/ Closed-coupled/Separated OFA	Baghouse	Halogenated PAC Sorbent Injection	ARP, CSNOX, CSOSG2E, CSSO2G1, MATS
MI	J H Campbell	1710	1	########	3	1	235	623.1	Measured	0.259	Calculated	251.8	Measured	0.105	Calculated	367.4	Measured	0.153	Measured	2401.2	Measured	Coal	Tangentially-fired	Dry Sorbent Injection	Low NOx Burner Technology w/ Closed-coupled/Separated OFA	Baghouse	Halogenated PAC Sorbent Injection	ARP, CSNOX, CSOSG2E, CSSO2G1, MATS
MI	J H Campbell	1710	1	########	4	1	235	647.7	Measured	0.275	Calculated	247.4	Measured	0.105	Calculated	370.3	Measured	0.157	Measured	2358.5	Measured	Coal	Tangentially-fired	Dry Sorbent Injection	Low NOx Burner Technology w/ Closed-coupled/Separated OFA	Baghouse	Halogenated PAC Sorbent Injection	ARP, CSNOX, CSOSG2E, CSSO2G1, MATS
MI	J H Campbell	1710	1	########	5	1	235	632.5	Measured	0.264	Calculated	251	Measured	0.105	Calculated	373.3	Measured	0.156	Measured	2393.2	Measured	Coal	Tangentially-fired	Dry Sorbent Injection	Low NOx Burner Technology w/ Closed-coupled/Separated OFA	Baghouse	Halogenated PAC Sorbent Injection	ARP, CSNOX, CSOSG2E, CSSO2G1, MATS
MI	J H Campbell	1710	1	########	6	1	235	625.7	Measured	0.261	Calculated	251.2	Measured	0.105	Calculated	371.2	Measured	0.155	Measured	2394.9	Measured	Coal	Tangentially-fired	Dry Sorbent Injection	Low NOx Burner Technology w/ Closed-coupled/Separated OFA	Baghouse	Halogenated PAC Sorbent Injection	ARP, CSNOX, CSOSG2E, CSSO2G1, MATS
MI	J H Campbell	1710	1	########	7	1	235	589.1	Measured	0.247	Calculated	249.8	Measured	0.105	Calculated	354.8	Measured	0.149	Measured	2381.5	Measured	Coal	Tangentially-fired	Dry Sorbent Injection	Low NOx Burner Technology w/ Closed-coupled/Separated OFA	Baghouse	Halogenated PAC Sorbent Injection	ARP, CSNOX, CSOSG2E, CSSO2G1, MATS
MI	J H Campbell	1710	1	########	8	1	234	612.3	Measured	0.257	Calculated	250.1	Measured	0.105	Calculated	355.4	Measured	0.149	Measured	2384.9	Measured	Coal	Tangentially-fired	Dry Sorbent Injection	Low NOx Burner Technology w/ Closed-coupled/Separated OFA	Baghouse	Halogenated PAC Sorbent Injection	ARP, CSNOX, CSOSG2E, CSSO2G1, MATS
MI	J H Campbell	1710	1	########	9	1	235	625.9	Measured	0.262	Calculated	250.3	Measured	0.105	Calculated	353.2	Measured	0.148	Measured	2386.3	Measured	Coal	Tangentially-fired	Dry Sorbent Injection	Low NOx Burner Technology w/ Closed-coupled/Separated OFA	Baghouse	Halogenated PAC Sorbent Injection	ARP, CSNOX, CSOSG2E, CSSO2G1, MATS
MI	J H Campbell	1710	1	########	10	1	235	623	Measured	0.262	Calculated	249.5	Measured	0.105	Calculated	356.8	Measured	0.15	Measured	2378.8	Measured	Coal	Tangentially-fired	Dry Sorbent Injection	Low NOx Burner Technology w/ Closed-coupled/Separated OFA	Baghouse	Halogenated PAC Sorbent Injection	ARP, CSNOX, CSOSG2E, CSSO2G1, MATS
MI	J H Campbell	1710	1	########	11	1	235	621.8	Measured	0.26	Calculated	250.8	Measured	0.105	Calculated	365.9	Measured	0.153	Measured	2391.6	Measured	Coal	Tangentially-fired	Dry Sorbent Injection	Low NOx Burner Technology w/ Closed-coupled/Separated OFA	Baghouse	Halogenated PAC Sorbent Injection	ARP, CSNOX, CSOSG2E, CSSO2G1, MATS
MI	J H Campbell	1710	1	########	12	1	235	621.7	Measured	0.261	Calculated	249.4	Measured	0.105	Calculated	371	Measured	0.156	Measured	2378.3	Measured	Coal	Tangentially-fired	Dry Sorbent Injection	Low NOx Burner Technology w/ Closed-coupled/Separated OFA	Baghouse	Halogenated PAC Sorbent Injection	ARP, CSNOX, CSOSG2E, CSSO2G1, MATS
MI	J H Campbell	1710	1	########	13	1	235	620.4	Measured	0.259	Calculated	250.8	Measured	0.105	Calculated	368.2	Measured	0.154	Measured	2390.9	Measured	Coal	Tangentially-fired	Dry Sorbent Injection	Low NOx Burner Technology w/ Closed-coupled/Separated OFA	Baghouse	Halogenated PAC Sorbent Injection	ARP, CSNOX, CSOSG2E, CSSO2G1, MATS
MI	J H Campbell	1710	1	########	14	1	234	643.2	Measured	0.268	Calculated	251.4	Measured	0.105	Calculated	378.7	Measured	0.158	Measured	2397	Measured	Coal	Tangentially-fired	Dry Sorbent Injection	Low NOx Burner Technology w/ Closed-coupled/Separated OFA	Baghouse	Halogenated PAC Sorbent Injection	ARP, CSNOX, CSOSG2E, CSSO2G1, MATS
MI	J H Campbell	1710	1	########	15	1	235	637.9	Measured	0.267	Calculated	251	Measured	0.105	Calculated	373.3	Measured	0.156	Measured	2393	Measured	Coal	Tangentially-fired	Dry Sorbent Injection	Low NOx Burner Technology w/ Closed-coupled/Separated OFA	Baghouse	Halogenated PAC Sorbent Injection	ARP, CSNOX, CSOSG2E, CSSO2G1, MATS
MI	J H Campbell	1710	1	########	16	1	234	633	Measured	0.267	Calculated	248.4	Measured	0.105	Calculated	376.6	Measured	0.159	Measured	2368.3	Measured	Coal	Tangentially-fired	Dry Sorbent Injection	Low NOx Burner Technology w/ Closed-coupled/Separated OFA	Baghouse	Halogenated PAC Sorbent Injection	ARP, CSNOX, CSOSG2E, CSSO2G1, MATS
MI	J H Campbell	1710	1	########	17	1	235	616.3	Measured	0.26	Calculated	248.7	Measured	0.105	Calculated	377.1	Measured	0.159	Measured	2371.4	Measured	Coal	Tangentially-fired	Dry Sorbent Injection	Low NOx Burner Technology w/ Closed-coupled/Separated OFA	Baghouse	Halogenated PAC Sorbent Injection	ARP, CSNOX, CSOSG2E, CSSO2G1, MATS
MI	J H Campbell	1710	1	########	18	1	235	630.3	Measured	0.265	Calculated	249	Measured	0.105	Calculated	375.1	Measured	0.158	Measured	2374.2	Measured	Coal	Tangentially-

MI	J H Campbell	1710	1	########	16	1	235	612.9	Measured	0.257	Calculated	250.3	Measured	0.105	Calculated	381.9	Measured	0.16	Measured	2386.6	Measured	Coal	Tangentially-fired	Dry Sorbent Injection	Low NOx Burner Technology w/ Closed-coupled/Separated OFA	Baghouse	Halogenated PAC Sorbent Injection	ARP, CSNOX, CSOSG2E, CSSO2G1, MATS
MI	J H Campbell	1710	1	########	17	1	234	615	Measured	0.261	Calculated	247.4	Measured	0.105	Calculated	382.1	Measured	0.162	Measured	2358.5	Measured	Coal	Tangentially-fired	Dry Sorbent Injection	Low NOx Burner Technology w/ Closed-coupled/Separated OFA	Baghouse	Halogenated PAC Sorbent Injection	ARP, CSNOX, CSOSG2E, CSSO2G1, MATS
MI	J H Campbell	1710	1	########	18	1	234	608.1	Measured	0.257	Calculated	248	Measured	0.105	Calculated	380.7	Measured	0.161	Measured	2364.3	Measured	Coal	Tangentially-fired	Dry Sorbent Injection	Low NOx Burner Technology w/ Closed-coupled/Separated OFA	Baghouse	Halogenated PAC Sorbent Injection	ARP, CSNOX, CSOSG2E, CSSO2G1, MATS
MI	J H Campbell	1710	1	########	19	1	235	593.2	Measured	0.25	Calculated	248.6	Measured	0.105	Calculated	381.6	Measured	0.161	Measured	2370.3	Measured	Coal	Tangentially-fired	Dry Sorbent Injection	Low NOx Burner Technology w/ Closed-coupled/Separated OFA	Baghouse	Halogenated PAC Sorbent Injection	ARP, CSNOX, CSOSG2E, CSSO2G1, MATS
MI	J H Campbell	1710	1	########	20	1	235	604	Measured	0.253	Calculated	250.1	Measured	0.105	Calculated	384	Measured	0.161	Measured	2385	Measured	Coal	Tangentially-fired	Dry Sorbent Injection	Low NOx Burner Technology w/ Closed-coupled/Separated OFA	Baghouse	Halogenated PAC Sorbent Injection	ARP, CSNOX, CSOSG2E, CSSO2G1, MATS
MI	J H Campbell	1710	1	########	21	1	234	614	Measured	0.258	Calculated	249.8	Measured	0.105	Calculated	385.8	Measured	0.162	Measured	2381.5	Measured	Coal	Tangentially-fired	Dry Sorbent Injection	Low NOx Burner Technology w/ Closed-coupled/Separated OFA	Baghouse	Halogenated PAC Sorbent Injection	ARP, CSNOX, CSOSG2E, CSSO2G1, MATS
MI	J H Campbell	1710	1	########	22	1	234	669.5	Measured	0.282	Calculated	249.2	Measured	0.105	Calculated	394.4	Measured	0.166	Measured	2376.1	Measured	Coal	Tangentially-fired	Dry Sorbent Injection	Low NOx Burner Technology w/ Closed-coupled/Separated OFA	Baghouse	Halogenated PAC Sorbent Injection	ARP, CSNOX, CSOSG2E, CSSO2G1, MATS
MI	J H Campbell	1710	1	########	23	1	235	674.1	Measured	0.283	Calculated	249.6	Measured	0.105	Calculated	395	Measured	0.166	Measured	2379.5	Measured	Coal	Tangentially-fired	Dry Sorbent Injection	Low NOx Burner Technology w/ Closed-coupled/Separated OFA	Baghouse	Halogenated PAC Sorbent Injection	ARP, CSNOX, CSOSG2E, CSSO2G1, MATS
MI	J H Campbell	1710	1	########	0	1	235	642.2	Measured	0.271	Calculated	248.5	Measured	0.105	Calculated	398.1	Measured	0.168	Measured	2369.4	Measured	Coal	Tangentially-fired	Dry Sorbent Injection	Low NOx Burner Technology w/ Closed-coupled/Separated OFA	Baghouse	Halogenated PAC Sorbent Injection	ARP, CSNOX, CSOSG2E, CSSO2G1, MATS
MI	J H Campbell	1710	1	########	1	1	235	632.9	Measured	0.266	Calculated	249.9	Measured	0.105	Calculated	388.3	Measured	0.163	Measured	2382.4	Measured	Coal	Tangentially-fired	Dry Sorbent Injection	Low NOx Burner Technology w/ Closed-coupled/Separated OFA	Baghouse	Halogenated PAC Sorbent Injection	ARP, CSNOX, CSOSG2E, CSSO2G1, MATS
MI	J H Campbell	1710	1	########	2	1	234	636.2	Measured	0.269	Calculated	248.3	Measured	0.105	Calculated	383.5	Measured	0.162	Measured	2367.4	Measured	Coal	Tangentially-fired	Dry Sorbent Injection	Low NOx Burner Technology w/ Closed-coupled/Separated OFA	Baghouse	Halogenated PAC Sorbent Injection	ARP, CSNOX, CSOSG2E, CSSO2G1, MATS
MI	J H Campbell	1710	1	########	3	1	235	624.2	Measured	0.263	Calculated	248.6	Measured	0.105	Calculated	386.3	Measured	0.163	Measured	2370.2	Measured	Coal	Tangentially-fired	Dry Sorbent Injection	Low NOx Burner Technology w/ Closed-coupled/Separated OFA	Baghouse	Halogenated PAC Sorbent Injection	ARP, CSNOX, CSOSG2E, CSSO2G1, MATS
MI	J H Campbell	1710	1	########	4	1	235	631.7	Measured	0.271	Calculated	244.7	Measured	0.105	Calculated	378	Measured	0.162	Measured	2333.4	Measured	Coal	Tangentially-fired	Dry Sorbent Injection	Low NOx Burner Technology w/ Closed-coupled/Separated OFA	Baghouse	Halogenated PAC Sorbent Injection	ARP, CSNOX, CSOSG2E, CSSO2G1, MATS
MI	J H Campbell	1710	1	########	5	1	235	627.1	Measured	0.264	Calculated	249	Measured	0.105	Calculated	384.7	Measured	0.162	Measured	2374.4	Measured	Coal	Tangentially-fired	Dry Sorbent Injection	Low NOx Burner Technology w/ Closed-coupled/Separated OFA	Baghouse	Halogenated PAC Sorbent Injection	ARP, CSNOX, CSOSG2E, CSSO2G1, MATS
MI	J H Campbell	1710	1	########	6	1	235	601.9	Measured	0.255	Calculated	247.3	Measured	0.105	Calculated	389.1	Measured	0.165	Measured	2358.2	Measured	Coal	Tangentially-fired	Dry Sorbent Injection	Low NOx Burner Technology w/ Closed-coupled/Separated OFA	Baghouse	Halogenated PAC Sorbent Injection	ARP, CSNOX, CSOSG2E, CSSO2G1, MATS
MI	J H Campbell	1710	1	########	7	1	236	549	Measured	0.231	Calculated	249.5	Measured	0.105	Calculated	392.6	Measured	0.165	Measured	2379.2	Measured	Coal	Tangentially-fired	Dry Sorbent Injection	Low NOx Burner Technology w/ Closed-coupled/Separated OFA	Baghouse	Halogenated PAC Sorbent Injection	ARP, CSNOX, CSOSG2E, CSSO2G1, MATS
MI	J H Campbell	1710	1	########	8	1	235	553	Measured	0.235	Calculated	247	Measured	0.105	Calculated	395.7	Measured	0.168	Measured	2355.3	Measured	Coal	Tangentially-fired	Dry Sorbent Injection	Low NOx Burner Technology w/ Closed-coupled/Separated OFA	Baghouse	Halogenated PAC Sorbent Injection	ARP, CSNOX, CSOSG2E, CSSO2G1, MATS
MI	J H Campbell	1710	1	########	9	1	233	659.9	Measured	0.28	Calculated	246.9	Measured	0.105	Calculated	409.6	Measured	0.174	Measured	2353.8	Measured	Coal	Tangentially-fired	Dry Sorbent Injection	Low NOx Burner Technology w/ Closed-coupled/Separated OFA	Baghouse	Halogenated PAC Sorbent Injection	ARP, CSNOX, CSOSG2E, CSSO2G1, MATS
MI	J H Campbell	1710	1	########	10	1	235	701.3	Measured	0.295	Calculated	249.6	Measured	0.105	Calculated	426	Measured	0.179	Measured	2379.9	Measured	Coal	Tangentially-fired	Dry Sorbent Injection	Low NOx Burner Technology w/ Closed-coupled/Separated OFA	Baghouse	Halogenated PAC Sorbent Injection	ARP, CSNOX, CSOSG2E, CSSO2G1, MATS
MI	J H Campbell	1710	1	########	11	1	235	656.5	Measured	0.277	Calculated	248.1	Measured	0.105	Calculated	430.6	Measured	0.182	Measured	2365.8	Measured	Coal	Tangentially-fired	Dry Sorbent Injection	Low NOx Burner Technology w/ Closed-coupled/Separated OFA	Baghouse	Halogenated PAC Sorbent Injection	ARP, CSNOX, CSOSG2E, CSSO2G1, MATS
MI	J H Campbell	1710	1	########	12	1	236	625.4	Measured	0.263	Calculated	249.4	Measured	0.105	Calculated	435.2	Measured	0.183	Measured	2378.1	Measured	Coal	Tangentially-fired	Dry Sorbent Injection	Low NOx Burner Technology w/ Closed-coupled/Separated OFA	Baghouse	Halogenated PAC Sorbent Injection	ARP, CSNOX, CSOSG2E, CSSO2G1, MATS
MI	J H Campbell	1710	1	########	13	1	235	573	Measured	0.241	Calculated	249.4	Measured	0.105	Calculated	430.4	Measured	0.181	Measured	2377.8	Measured	Coal	Tangentially-fired	Dry Sorbent Injection	Low NOx Burner Technology w/ Closed-coupled/Separated OFA	Baghouse	Halogenated PAC Sorbent Injection	ARP, CSNOX, CSOSG2E, CSSO2G1, MATS
MI	J H Campbell	1710	1	########	14	1	234	584.3	Measured	0.245	Calculated	249.7	Measured	0.105	Calculated	431	Measured	0.181	Measured	2381.2	Measured	Coal	Tangentially-fired	Dry Sorbent Injection	Low NOx Burner Technology w/ Closed-coupled/Separated OFA	Baghouse	Halogenated PAC Sorbent Injection	ARP, CSNOX, CSOSG2E, CSSO2G1, MATS
MI	J H Campbell	1710	1	########	15	1	235	598.6	Measured	0.251	Calculated	249.8	Measured	0.105	Calculated	419.2	Measured	0.176	Measured	2381.8	Measured	Coal	Tangentially-fired	Dry Sorbent Injection	Low NOx Burner Technology w/ Closed-coupled/Separated OFA	Baghouse	Halogenated PAC Sorbent Injection	ARP, CSNOX, CSOSG2E, CSSO2G1, MATS
MI	J H Campbell	1710	1	########	16	1	234	594.6	Measured	0.252	Calculated	247.9	Measured	0.105	Calculated	406.5	Measured	0.172	Measured	2363.5	Measured	Coal	Tangentially-fired	Dry Sorbent Injection	Low NOx Burner Technology w/ Closed-coupled/Separated OFA	Baghouse	Halogenated PAC Sorbent Injection	ARP, CSNOX, CSOSG2E, CSSO2G1, MATS
MI	J H Campbell	1710	1	########	17	1	222	563.2	Measured	0.251	Calculated	235.2	Measured	0.105	Calculated	361	Measured	0.161	Measured	2242.5	Measured	Coal	Tangentially-fired	Dry Sorbent Injection	Low NOx Burner Technology w/ Closed-coupled/Separated OFA	Baghouse	Halogenated PAC Sorbent Injection	ARP, CSNOX, CSOSG2E, CSSO2G1, MATS
MI	J H Campbell	1710	1	########	18	1	234	638.3	Measured	0.27	Calculated	247.7	Measured	0.105	Calculated	382.6	Measured	0.162	Measured	2361.7	Measured	Coal	Tangentially-fired	Dry Sorbent Injection	Low NOx Burner Technology w/ Closed-coupled/Separated OFA	Baghouse	Halogenated PAC Sorbent Injection	ARP, CSNOX, CSOSG2E, CSSO2G1, MATS
MI	J H Campbell	1710	1	########	19	1	234	601.3	Measured	0.253	Calculated	248.9	Measured	0.105	Calculated	391.7	Measured	0.165	Measured	2373.7	Measured	Coal	Tangentially-fired	Dry Sorbent Injection	Low NOx Burner Technology w/ Closed-coupled/Separated OFA	Baghouse	Halogenated PAC Sorbent Injection	ARP, CSNOX, CSOSG2E, CSSO2G1, MATS
MI	J H Campbell	1710	1	########	20	1	235	602.2	Measured	0.254	Calculated	249	Measured	0.105	Calculated	391.8	Measured	0.165	Measured	2374.5	Measured	Coal	Tangentially-fired	Dry Sorbent Injection	Low NOx Burner Technology w/ Closed-coupled/Separated OFA	Baghouse	Halogenated PAC Sorbent Injection	ARP, CSNOX, CSOSG2E, CSSO2G1, MATS
MI	J H Campbell	1710	1	########	21	1	234	615.3	Measured	0.26	Calculated	248.6	Measured	0.105	Calculated	405.3	Measured	0.171	Measured	2369.9	Measured	Coal	Tangentially-fired	Dry Sorbent Injection	Low NOx Burner Technology w/ Closed-coupled/Separated OFA	Baghouse	Halogenated PAC Sorbent Injection	ARP, CSNOX, CSOSG2E, CSSO2G1, MATS
MI	J H Campbell	1710	1	########	22	1	234	738.4	Measured	0.312	Calculated	248	Measured	0.105	Calculated	423.4	Measured	0.179	Measured	2365.1	Measured	Coal	Tangentially-fired	Dry Sorbent Injection	Low NOx Burner Technology w/ Closed-coupled/Separated OFA	Baghouse	Halogenated PAC Sorbent Injection	ARP, CSNOX, CSOSG2E, CSSO2G1, MATS
MI	J H Campbell	1710	1	########	23	1	235	1069.7	Measured	0.453	Calculated	247.5	Measured	0.105	Calculated	441.4	Measured	0.187	Measured	2360.3	Measured	Coal	Tangentially-fired	Dry Sorbent Injection	Low NOx Burner Technology w/ Closed-coupled/Separated OFA	Baghouse	Halogenated PAC Sorbent Injection	ARP, CSNOX, CSOSG2E, CSSO2G1, MATS
MI	J H Campbell	1710	1	########	0	1	234	692	Measured	0.293	Calculated	247.7	Measured	0.105	Calculated	422.7	Measured	0.179	Measured	2361.5	Measured	Coal	Tangentially-fired	Dry Sorbent Injection	Low NOx Burner Technology w/ Closed-coupled/Separated OFA	Baghouse	Halogenated PAC Sorbent Injection	ARP, CSNOX, CSOSG2E, CSSO2G1, MATS
MI	J H Campbell	1710	1	########	1	1	235	572	Measured	0.243	Calculated	246.8	Measured	0.105	Calculated	404.8	Measured	0.172	Measured	2353.3	Measured	Coal	Tangentially-fired	Dry Sorbent Injection	Low NOx Burner Technology w/ Closed-coupled/Separated OFA	Baghouse	Halogenated PAC Sorbent Injection	ARP, CSNOX, CSOSG2E, CSSO2G1, MATS
MI	J H Campbell	1710	1	########	2	1	234	546.6	Measured	0.232	Calculated	246.6	Measured	0.105	Calculated	397.4	Measured	0.169	Measured	2351.6	Measured	Coal	Tangentially-fired	Dry Sorbent Injection	Low NOx Burner Technology w/ Closed-coupled/Separated OFA	Baghouse	Halogenated PAC Sorbent Injection	ARP, CSNOX, CSOSG2E, CSSO2G1, MATS
MI	J H Campbell	1710	1	########	3	1	235	588.8	Measured	0.25	Calculated	247.5	Measured	0.105	Calculated	408.2	Measured	0.173	Measured	2359.7	Measured	Coal	Tangentially-fired	Dry Sorbent Injection	Low NOx Burner Technology w/ Closed-coupled/Separated OFA	Baghouse	Halogenated PAC Sorbent Injection	ARP, CSNOX, CSOSG2E, CSSO2G1, MATS
MI	J H Campbell	1710	1	########	4	1	227	544.6	Measured	0.242	Calculated	235.6	Measured	0.105	Calculated	388.5	Measured	0.173	Measured	2245.9	Measured	Coal	Tangentially-fired	Dry Sorbent Injection	Low NOx Burner Technology w/ Closed-coupled/Separated OFA	Baghouse	Halogenated PAC Sorbent Injection	ARP, CSNOX, CSOSG2E, CSSO2G1, MATS
MI	J H Campbell	1710	1	########	5	1	226	592.3	Measured	0.258	Calculated	240.3	Measured	0.105	Calculated	362	Measured	0.158	Measured	2291.4	Measured	Coal	Tangentially-fired	Dry Sorbent Injection	Low NOx Burner Technology w/ Closed-coupled/Separated OFA	Baghouse	Halogenated PAC Sorbent Injection	ARP, CSNOX, CSOSG2E, CSSO2G1, MATS
MI	J H Campbell	1710	1	########	6	1	235	616	Measured	0.262	Calculated	247	Measured	0.105	Calculated	400.4	Measured	0.17	Measured	2355	Measured	Coal	Tangentially-fired	Dry Sorbent Injection	Low NOx Burner Technology w/ Closed-coupled/Separated OFA	Baghouse	Halogenated PAC Sorbent Injection	ARP, CSNOX, CSOSG2E, CSSO2G1, MATS
MI	J H Campbell	1710	1	########	7	1	234	602.3	Measured	0.255	Calculated	247.7	Measured	0.105	Calculated	396.7	Measured	0.168	Measured	2361.3	Measured	Coal	Tangentially-fired	Dry Sorbent Injection	Low NOx Burner Technology w/ Closed-coupled/Separated OFA	Baghouse	Halogenated PAC Sorbent Injection	ARP, CSNOX, CSOSG2E, CSSO2G1, MATS
MI	J H Campbell	1710	1	########	8	1	234	592.4	Measured	0.253	Calculated	245.8	Measured	0.105	Calculated	393.7	Measured	0.168	Measured	2343.4	Measured	Coal	Tangentially-fired	Dry Sorbent Injection	Low NOx Burner Technology w/ Closed-coupled/Separated OFA	Baghouse	Halogenated PAC Sorbent Injection	ARP, CSNOX, CSOSG2E, CSSO2G1, MATS
MI	J H Campbell	1710	1	########	9	1	235	599.1	Measured	0.255	Calculated	246.8	Measured	0.105	Calculated	388.3	Measured	0.165	Measured	2353.6	Measured	Coal	Tangentially-fired	Dry Sorbent Injection	Low NOx Burner Technology w/ Closed-coupled/Separated OFA	Baghouse	Halogenated PAC Sorbent Injection	ARP, CSNOX, CSOSG2E, CSSO2G1, MATS
MI	J H Campbell	1710	1	########	10	1	236	625.6	Measured	0.263	Calculated	249	Measured	0.105	Calculated	391.7	Measured	0.165	Measured	2374.2	Measured	Coal	Tangentially-fired	Dry Sorbent Injection	Low NOx Burner Technology w/ Closed-coupled/Separated OFA	Baghouse	Halogenated PAC Sorbent Injection	ARP, CSNOX, CSOSG2E, CSSO2G1, MATS
MI	J H Campbell	1710	1	########	11	1	234	638.1	Measured	0.27	Calculated	247.7	Measured	0.105	Calculated	396.7	Measured	0.168	Measured	2361.6	Measured	Coal	Tangentially-fired	Dry Sorbent Injection	Low NOx Burner Technology w/ Closed-coupled/Separated OFA	Baghouse	Halogenated PAC Sorbent Injection	ARP, CSNOX, CSOSG2E, CSSO2G1, MATS
MI	J H Campbell	1710	1	########	12	1	235	618.8	Measured	0.262	Calculated	247.9	Measured	0.105	Calculated	399.4	Measured	0.169	Measured	2363.4	Measured	Coal	Tangentially-fired	Dry Sorbent Injection	Low NOx Burner Technology w/ Closed-coupled/Separated OFA	Baghouse	Halogenated PAC Sorbent Injection	ARP, CSNOX, CSOSG2E, CSSO2G1, MATS
MI	J H Campbell	1710	1	########	13	1	235	617.1	Measured	0.259	Calculated	250.1	Measured	0.105	Calculated	395.8	Measured	0.166	Measured	2384.2	Measured	Coal	Tangentially-fired	Dry Sorbent Injection	Low NOx Burner Technology w/ Closed-coupled/Separated OFA	Baghouse	Halogenated PAC Sorbent Injection	ARP, CSNOX, CSOSG2E, CSSO2G1, MATS
MI	J H Campbell	1710	1	########	14	1	194	510	Measured	0.256	Calculated	208.9	Measured	0.105	Calculated	364.6	Measured	0.183	Measured	1992.2	Measured	Coal	Tangentially-fired	Dry Sorbent Injection	Low NOx Burner Technology w/ Closed-coupled/Separated OFA	Baghouse	Halogenated PAC Sorbent Injection	ARP, CSNOX, CSOSG2E, CSSO2G1, MATS
MI	J H Campbell	1710	1	########	15	1	180	485.2	Measured	0.26	Calculated	195.7	Measured	0.105	Calculated	309.7	Measured	0.166	Measured	1865.9	Measured	Coal	Tangentially-fired	Dry Sorbent Injection	Low NOx Burner Technology w/ Closed-coupled/Separated OFA	Baghouse	Halogenated PAC Sorbent Injection	ARP, CSNOX, CSOSG2E, CSSO2G1, MATS
MI	J H Campbell	1710	1	########	16	1	179	474.9	Measured	0.255	Calculated	195.2	Measured	0.105	Calculated	303.4	Measured	0.163	Measured	1861.1	Measured	Coal	Tangentially-fired	Dry Sorbent Injection	Low NOx Burner Technology w/ Closed-coupled/Separated OFA	Baghouse	Halogenated PAC Sorbent Injection	ARP, CSNOX, CSOSG2E, CSSO2G1, MATS
MI	J H Campbell	1710	1	########	17	1	144	396.5	Measured	0.261	Calculated	159.3	Measured	0.105	Calculated	308.4	Measured	0.203	Measured	1519	Measured	Coal	Tangentially-fired	Dry Sorbent Injection	Low NOx Burner Technology w/ Closed-coupled/Separated OFA	Baghouse	Halogenated PAC Sorbent Injection	ARP, CSNOX, CSOSG2E, CSSO2G1, MATS
MI	J H Campbell	1710	1	########	18	1	142	380.1	Measured	0.257	Calculated	154.9	Measured	0.105	Calculated	274.8	Measured	0.186	Measured	1477.3	Measured	Coal	Tangentially-fired	Dry Sorbent Injection	Low NOx Burner Technology w/ Closed-coupled/Separated OFA	Baghouse	Halogenated PAC Sorbent Injection	ARP, CSNOX, CSOSG2E, CSSO2G1, MATS
MI	J H Campbell	1710	1	########	19	1	144	374.3	Measured	0.247	Calculated	159.2	Measured	0.105	Calculated	279.2	Measured	0.184	Measured	1517.5	Measured	Coal	Tangentially-fired	Dry Sorbent Injection	Low NOx Burner Technology w/ Closed-coupled/Separated OFA	Baghouse	Halogenated PAC Sorbent Injection	ARP, CSNOX, CSOSG2E, CSSO2G1, MATS
MI	J H Campbell	1710	1	########	20	1	139	397.6	Measured	0.273	Calculated	152.8	Measured	0.105	Calculated	384.7	Measured	0.264	Measured	1457.2	Measured	Coal	Tangentially-fired	Dry Sorbent Injection	Low NOx Burner Technology w/ Closed-coupled/Separated OFA	Baghouse	Halogenated PAC Sorbent Injection	ARP, CSNOX, CSOSG2E, CSSO2G1, MATS
MI	J H Campbell	1710	1	########	21	1	142	378	Measured	0.255	Calculated	155.6	Measured	0.105	Calculated	308.6	Measured	0.208	Measured	1483.8	Measured	Coal	Tangentially-fired	Dry Sorbent Injection	Low NOx Burner Technology w/ Closed-coupled/Separated OFA	Baghouse	Halogenated PAC Sorbent Injection	ARP, CSNOX, CSOSG2E, CSSO2G1, MATS
MI	J H Campbell	1710	1	########	22	1	141	387.5	Measured	0.259	Calculated	156.6	Measured	0.105	Calculated	340.5	Measured	0.228	Measured	1493.3	Measured	Coal	Tangentially-fired	Dry Sorbent Injection	Low NOx Burner Technology w/ Closed-coupled/Separated OFA	Baghouse	Halogenated PAC Sorbent Injection	ARP, CSNOX, CSOSG2E, CSSO2G1, MATS
MI	J H Campbell	1710	1	########	23	1	140	395.5	Measured	0.269	Calculated	154	Measured	0.105	Calculated	314.2	Measured	0.214	Measured	1468.4	Measured	Coal	Tangentially-fired	Dry Sorbent Injection	Low NOx Burner Technology w/ Closed-coupled/Separated OFA	Baghouse	Halogenated PAC Sorbent Injection	ARP, CSNOX, CSOSG2E, CSSO2G1, MATS
MI	J H Campbell	1710	1	########	0	1	138	369.1	Measured	0.252	Calculated	153.5	Measured	0.105	Calculated	320.5	Measured	0.219	Measured	1463.5	Measured	Coal	Tangentially-fired	Dry Sorbent Injection	Low NOx Burner Technology w/ Closed-coupled/Separated OFA	Baghouse	Halogenated PAC Sorbent Injection	ARP, CSNOX, CSOSG2E, CSSO2G1, MATS
MI	J H Campbell	1710	1	########	1	1	135	371.5	Measured	0.26	Calculated	150	Measured	0.105	Calculated	350.4	Measured	0.245	Measured	1430.1	Measured	Coal	Tangentially-fired	Dry Sorbent Injection	Low NOx Burner Technology w/ Closed-coupled/Separated OFA	Baghouse	Halogenated PAC Sorbent Injection	ARP, CSNOX, CSOSG2E, CSSO2G1, MATS
MI	J H Campbell	1710	1	########	2	1	135	370	Measured	0.258	Calculated	150.5	Measured	0.105	Calculated	335.8	Measured	0.234	Measured	1434.9	Measured	Coal	Tangentially-fired	Dry Sorbent Injection	Low NOx Burner Technology w/ Closed-coupled/Separated OFA	Baghouse	Halogenated PAC Sorbent Injection	ARP, CSNOX, CSOSG2E, CSSO2G1, MATS
MI	J H Campbell	1710	1	########	3	1	135	372.8	Measured	0.264	Calculated	148.3	Measured	0.105	Calculated	335.2	Measured	0.237	Measured	1414.2	Measured	Coal	Tangentially-fired	Dry Sorbent Injection	Low NOx Burner Technology w/ Closed-coupled/Separated OFA	Baghouse	Halogenated PAC Sorbent Injection	ARP, CSNOX, CSOSG2E, CSSO2G1, MATS
MI	J H Campbell	1710	1	########	4	1	134	363	Measured	0.258	Calculated	147.6	Measured	0.105	Calculated	320.8	Measured	0.228	Measured	1407	Measured	Coal	Tangentially-fired	Dry Sorbent Injection	Low NOx Burner Technology w/ Closed-coupled/Separated OFA	Baghouse	Halogenated PAC Sorbent Injection	ARP, CSNOX, CSOSG2E, CSSO2G1, MATS
MI	J H Campbell	1710	1	########	5	1	134	368.9	Measured	0.26	Calculated	148.9	Measured	0.105	Calculated	325	Measured	0.229	Measured	1419.3	Measured	Coal	Tangentially-fired	Dry Sorbent Injection	Low NOx Burner Technology w/ Closed-coupled/Separated OFA	Baghouse	Halogenated PAC Sorbent Injection	ARP, CSNOX, CSOSG2E, CSSO2G1, MATS
MI	J H Campbell	1710	1	########	6	1	135	365.9	Measured	0.258	Calculated	149	Measured	0.105	Calculated	326.8	Measured	0.23	Measured	1420.7	Measured	Coal	Tangentially-fired	Dry Sorbent Injection	Low NOx Burner Technology w/ Closed-coupled/Separated OFA	Baghouse	Halogenated PAC Sorbent Injection	ARP, CSNOX, CSOSG2E, CSSO2G1, MATS
MI	J H Campbell	1710	1	########	7	1	135	365.6	Measured	0.259	Calculated	147.8	Measured	0.105	Calculated	322.8	Measured	0.229	Measured	1409.6	Measured	Coal	Tangentially-fired	Dry Sorbent Injection	Low NOx Burner Technology w/ Closed-coupled/Separated OFA	Baghouse	Halogenated PAC Sorbent Injection	ARP, CSNOX, CSOSG2E, CSSO2G1, MATS
MI	J H Campbell	1710	1	########	8	1	135	373.8	Measured	0.265	Calculated	147.8	Measured	0.105	Calculated	312.9	Measured	0.222	Measured	1409.4	Measured	Coal	Tangentially-fired	Dry Sorbent Injection	Low NOx Burner Technology w/ Closed-coupled/Separated OFA	Baghouse	Halogenated PAC Sorbent Injection	ARP, CSNOX, CSOSG2E, CSSO2G1, MATS
MI	J H Campbell	1710	1	########	9	1	134	365.7	Measured	0.258	Calculated	148.4	Measured	0.105	Calculated	307.1	Measured	0.217	Measured	1415.1	Measured	Coal	Tangentially-fired	Dry Sorbent Injection	Low NOx Burner Technology w/ Closed-coupled/Separated OFA	Baghouse	Halogenated PAC Sorbent Injection	ARP, CSNOX, CSOSG2E, CSSO2G1, MATS
MI	J H Campbell	1710	1	########	10	1	135	368.6	Measured	0.258	Calculated	150.1	Measured	0.105	Calculated	319.1	Measured	0.223	Measured	1430.9	Measured	Coal	Tangentially-fired	Dry Sorbent Injection	Low NOx Burner Technology w/ Closed-coupled/Separated OFA	Baghouse	Halogenated PAC Sorbent Injection	ARP, CSNOX, CSOSG2E, CSSO2G1, MATS
MI	J H Campbell	1710	1	########	11	1	135	365.9	Measured	0.255	Calculated	150.4	Measured	0.105	Calculated	322.7	Measured	0.225	Measured	1434.2	Measured	Coal	Tangentially-fired	Dry Sorbent Injection	Low NOx Burner Technology w/ Closed-coupled/Separated OFA	Baghouse	Halogenated PAC Sorbent Injection	ARP, CSNOX, CSOSG2E, CSSO2G1, MATS
MI	J H Campbell	1710	1	########	12	1	135	374.8	Measured	0.261	Calculated	150.6	Measured	0.105	Calculated	334.6	Measured	0.233	Measured	1436.2	Measured	Coal	Tangentially-fired	Dry Sorbent Injection	Low NOx Burner Technology w/ Closed-coupled/Separated OFA	Baghouse	Halogenated PAC Sorbent Injection	ARP, CSNOX, CSOSG2E, CSSO2G1, MATS
MI	J H Campbell	1710	1	########	13	1	134	372.1	Measured	0.259	Calculated	150.4	Measured	0.105	Calculated	337	Measured	0.235	Measured	1434.2	Measured	Coal	Tangentially-fired	Dry Sorbent Injection	Low NOx Burner Technology w/ Closed-coupled/Separated OFA	Baghouse	Halogenated PAC Sorbent Injection	ARP, CSNOX, CSOSG2E, CSSO2G1, MATS
MI	J H Campbell	1710	1	########	14	1	135	371.1	Measured	0.26	Calculated	149.8	Measured	0.105	Calculated	332.9	Measured	0.233	Measured	1428.6	Measured	Coal	Tangentially-fired	Dry Sorbent Injection	Low NOx Burner Technology w/ Closed-coupled/Separated OFA	Baghouse	Halogenated PAC Sorbent Injection	ARP, CSNOX, CSOSG2E, CSSO2G1, MATS
MI	J H Campbell	1710	1	########	15	1	135	373.7	Measured	0.262	Calculated	149.7	Measured	0.105	Calculated	335.4	Measured	0.235	Measured	1427.4	Measured	Coal	Tangentially-fired	Dry Sorbent Injection	Low NOx Burner Technology w/ Closed-coupled/Separated OFA	Baghouse	Halogenated PAC Sorbent Injection	ARP, CSNOX, CSOSG2E, CSSO2G1, MATS
MI	J H Campbell	1710	1	########	16	1	134	369.8	Measured	0.259	Calculated	149.5	Measured	0.105	Calculated	323.5	Measured	0.227	Measured	1425.1	Measured	Coal	Tangentially-fired	Dry Sorbent Injection	Low NOx Burner Technology w/ Closed-coupled/Separated OFA	Baghouse	Halogenated PAC Sorbent Injection	ARP, CSNOX, CSOSG2E, CSSO2G1, MATS
MI	J H Campbell	1710	1	########	17	1	135	368.8	Measured	0.26	Calculated	148.5	Measured	0.105	Calculated	317.3	Measured	0.224	Measured	1416.4	Measured	Coal	Tangentially-fired	Dry Sorbent Injection	Low NOx Burner Technology w/

MI	J H Campbell	1710	1	########	15	1	142	412.5	Measured	0.278	Calculated	155.6	Measured	0.105	Calculated	275.9	Measured	0.186	Measured	1483.6	Measured	Coal	Tangentially-fired	Dry Sorbent Injection	Low NOx Burner Technology w/ Closed-coupled/Separated OFA	Baghouse	Halogenated PAC Sorbent Injection	ARP, CSNOX, CSOSG2E, CSSO2G1, MATS
MI	J H Campbell	1710	1	########	16	1	142	422.4	Measured	0.288	Calculated	153.9	Measured	0.105	Calculated	275.9	Measured	0.188	Measured	1467.4	Measured	Coal	Tangentially-fired	Dry Sorbent Injection	Low NOx Burner Technology w/ Closed-coupled/Separated OFA	Baghouse	Halogenated PAC Sorbent Injection	ARP, CSNOX, CSOSG2E, CSSO2G1, MATS
MI	J H Campbell	1710	1	########	17	1	142	401.4	Measured	0.271	Calculated	155.6	Measured	0.105	Calculated	275.9	Measured	0.186	Measured	1483.2	Measured	Coal	Tangentially-fired	Dry Sorbent Injection	Low NOx Burner Technology w/ Closed-coupled/Separated OFA	Baghouse	Halogenated PAC Sorbent Injection	ARP, CSNOX, CSOSG2E, CSSO2G1, MATS
MI	J H Campbell	1710	1	########	18	1	142	383.3	Measured	0.258	Calculated	156	Measured	0.105	Calculated	279.7	Measured	0.188	Measured	1487.8	Measured	Coal	Tangentially-fired	Dry Sorbent Injection	Low NOx Burner Technology w/ Closed-coupled/Separated OFA	Baghouse	Halogenated PAC Sorbent Injection	ARP, CSNOX, CSOSG2E, CSSO2G1, MATS
MI	J H Campbell	1710	1	########	19	1	143	390.1	Measured	0.262	Calculated	156.2	Measured	0.105	Calculated	281.6	Measured	0.189	Measured	1489.7	Measured	Coal	Tangentially-fired	Dry Sorbent Injection	Low NOx Burner Technology w/ Closed-coupled/Separated OFA	Baghouse	Halogenated PAC Sorbent Injection	ARP, CSNOX, CSOSG2E, CSSO2G1, MATS
MI	J H Campbell	1710	1	########	20	1	142	384.1	Measured	0.259	Calculated	155.3	Measured	0.105	Calculated	284.4	Measured	0.192	Measured	1481	Measured	Coal	Tangentially-fired	Dry Sorbent Injection	Low NOx Burner Technology w/ Closed-coupled/Separated OFA	Baghouse	Halogenated PAC Sorbent Injection	ARP, CSNOX, CSOSG2E, CSSO2G1, MATS
MI	J H Campbell	1710	1	########	21	1	142	392.6	Measured	0.265	Calculated	155.2	Measured	0.105	Calculated	275.3	Measured	0.186	Measured	1479.9	Measured	Coal	Tangentially-fired	Dry Sorbent Injection	Low NOx Burner Technology w/ Closed-coupled/Separated OFA	Baghouse	Halogenated PAC Sorbent Injection	ARP, CSNOX, CSOSG2E, CSSO2G1, MATS
MI	J H Campbell	1710	1	########	22	1	142	478.5	Measured	0.322	Calculated	155.6	Measured	0.105	Calculated	282	Measured	0.19	Measured	1484	Measured	Coal	Tangentially-fired	Dry Sorbent Injection	Low NOx Burner Technology w/ Closed-coupled/Separated OFA	Baghouse	Halogenated PAC Sorbent Injection	ARP, CSNOX, CSOSG2E, CSSO2G1, MATS
MI	J H Campbell	1710	1	########	23	1	143	667.9	Measured	0.449	Calculated	156.1	Measured	0.105	Calculated	290.2	Measured	0.195	Measured	1488.1	Measured	Coal	Tangentially-fired	Dry Sorbent Injection	Low NOx Burner Technology w/ Closed-coupled/Separated OFA	Baghouse	Halogenated PAC Sorbent Injection	ARP, CSNOX, CSOSG2E, CSSO2G1, MATS
MI	J H Campbell	1710	1	########	0	1	142	440.5	Measured	0.296	Calculated	155.9	Measured	0.105	Calculated	279.4	Measured	0.188	Measured	1486.2	Measured	Coal	Tangentially-fired	Dry Sorbent Injection	Low NOx Burner Technology w/ Closed-coupled/Separated OFA	Baghouse	Halogenated PAC Sorbent Injection	ARP, CSNOX, CSOSG2E, CSSO2G1, MATS
MI	J H Campbell	1710	1	########	1	1	142	390.9	Measured	0.265	Calculated	154.6	Measured	0.105	Calculated	283	Measured	0.192	Measured	1474.2	Measured	Coal	Tangentially-fired	Dry Sorbent Injection	Low NOx Burner Technology w/ Closed-coupled/Separated OFA	Baghouse	Halogenated PAC Sorbent Injection	ARP, CSNOX, CSOSG2E, CSSO2G1, MATS
MI	J H Campbell	1710	1	########	2	1	142	379.6	Measured	0.258	Calculated	154.4	Measured	0.105	Calculated	276.8	Measured	0.188	Measured	1472.6	Measured	Coal	Tangentially-fired	Dry Sorbent Injection	Low NOx Burner Technology w/ Closed-coupled/Separated OFA	Baghouse	Halogenated PAC Sorbent Injection	ARP, CSNOX, CSOSG2E, CSSO2G1, MATS
MI	J H Campbell	1710	1	########	3	1	142	384.5	Measured	0.259	Calculated	155.7	Measured	0.105	Calculated	273.1	Measured	0.184	Measured	1484.2	Measured	Coal	Tangentially-fired	Dry Sorbent Injection	Low NOx Burner Technology w/ Closed-coupled/Separated OFA	Baghouse	Halogenated PAC Sorbent Injection	ARP, CSNOX, CSOSG2E, CSSO2G1, MATS
MI	J H Campbell	1710	1	########	4	1	143	351.7	Measured	0.239	Calculated	154.4	Measured	0.105	Calculated	264.9	Measured	0.18	Measured	1471.8	Measured	Coal	Tangentially-fired	Dry Sorbent Injection	Low NOx Burner Technology w/ Closed-coupled/Separated OFA	Baghouse	Halogenated PAC Sorbent Injection	ARP, CSNOX, CSOSG2E, CSSO2G1, MATS
MI	J H Campbell	1710	1	########	5	1	142	360.4	Measured	0.243	Calculated	155.6	Measured	0.105	Calculated	278.9	Measured	0.188	Measured	1483.4	Measured	Coal	Tangentially-fired	Dry Sorbent Injection	Low NOx Burner Technology w/ Closed-coupled/Separated OFA	Baghouse	Halogenated PAC Sorbent Injection	ARP, CSNOX, CSOSG2E, CSSO2G1, MATS
MI	J H Campbell	1710	1	########	6	1	142	366.1	Measured	0.246	Calculated	155.9	Measured	0.105	Calculated	276.5	Measured	0.186	Measured	1486.4	Measured	Coal	Tangentially-fired	Dry Sorbent Injection	Low NOx Burner Technology w/ Closed-coupled/Separated OFA	Baghouse	Halogenated PAC Sorbent Injection	ARP, CSNOX, CSOSG2E, CSSO2G1, MATS
MI	J H Campbell	1710	1	########	7	1	143	385.5	Measured	0.259	Calculated	156.2	Measured	0.105	Calculated	274.1	Measured	0.184	Measured	1489.8	Measured	Coal	Tangentially-fired	Dry Sorbent Injection	Low NOx Burner Technology w/ Closed-coupled/Separated OFA	Baghouse	Halogenated PAC Sorbent Injection	ARP, CSNOX, CSOSG2E, CSSO2G1, MATS
MI	J H Campbell	1710	1	########	8	1	142	381.9	Measured	0.257	Calculated	155.6	Measured	0.105	Calculated	270.1	Measured	0.182	Measured	1483.8	Measured	Coal	Tangentially-fired	Dry Sorbent Injection	Low NOx Burner Technology w/ Closed-coupled/Separated OFA	Baghouse	Halogenated PAC Sorbent Injection	ARP, CSNOX, CSOSG2E, CSSO2G1, MATS
MI	J H Campbell	1710	1	########	9	1	142	374.6	Measured	0.252	Calculated	155.7	Measured	0.105	Calculated	273.2	Measured	0.184	Measured	1485	Measured	Coal	Tangentially-fired	Dry Sorbent Injection	Low NOx Burner Technology w/ Closed-coupled/Separated OFA	Baghouse	Halogenated PAC Sorbent Injection	ARP, CSNOX, CSOSG2E, CSSO2G1, MATS
MI	J H Campbell	1710	1	########	10	1	142	378.2	Measured	0.255	Calculated	155.5	Measured	0.105	Calculated	262.4	Measured	0.177	Measured	1482.7	Measured	Coal	Tangentially-fired	Dry Sorbent Injection	Low NOx Burner Technology w/ Closed-coupled/Separated OFA	Baghouse	Halogenated PAC Sorbent Injection	ARP, CSNOX, CSOSG2E, CSSO2G1, MATS
MI	J H Campbell	1710	1	########	11	1	142	385.6	Measured	0.257	Calculated	157.1	Measured	0.105	Calculated	269.7	Measured	0.18	Measured	1498.2	Measured	Coal	Tangentially-fired	Dry Sorbent Injection	Low NOx Burner Technology w/ Closed-coupled/Separated OFA	Baghouse	Halogenated PAC Sorbent Injection	ARP, CSNOX, CSOSG2E, CSSO2G1, MATS
MI	J H Campbell	1710	1	########	12	1	142	387.3	Measured	0.26	Calculated	156.1	Measured	0.105	Calculated	266.5	Measured	0.179	Measured	1488.6	Measured	Coal	Tangentially-fired	Dry Sorbent Injection	Low NOx Burner Technology w/ Closed-coupled/Separated OFA	Baghouse	Halogenated PAC Sorbent Injection	ARP, CSNOX, CSOSG2E, CSSO2G1, MATS
MI	J H Campbell	1710	1	########	13	1	142	385	Measured	0.257	Calculated	157.4	Measured	0.105	Calculated	274.6	Measured	0.183	Measured	1500.7	Measured	Coal	Tangentially-fired	Dry Sorbent Injection	Low NOx Burner Technology w/ Closed-coupled/Separated OFA	Baghouse	Halogenated PAC Sorbent Injection	ARP, CSNOX, CSOSG2E, CSSO2G1, MATS
MI	J H Campbell	1710	1	########	14	1	142	383.8	Measured	0.257	Calculated	156.9	Measured	0.105	Calculated	284.2	Measured	0.19	Measured	1496	Measured	Coal	Tangentially-fired	Dry Sorbent Injection	Low NOx Burner Technology w/ Closed-coupled/Separated OFA	Baghouse	Halogenated PAC Sorbent Injection	ARP, CSNOX, CSOSG2E, CSSO2G1, MATS
MI	J H Campbell	1710	1	########	15	1	143	383.8	Measured	0.257	Calculated	156.4	Measured	0.105	Calculated	277.4	Measured	0.186	Measured	1491.4	Measured	Coal	Tangentially-fired	Dry Sorbent Injection	Low NOx Burner Technology w/ Closed-coupled/Separated OFA	Baghouse	Halogenated PAC Sorbent Injection	ARP, CSNOX, CSOSG2E, CSSO2G1, MATS
MI	J H Campbell	1710	1	########	16	1	142	377.9	Measured	0.256	Calculated	155	Measured	0.105	Calculated	261.7	Measured	0.177	Measured	1478.3	Measured	Coal	Tangentially-fired	Dry Sorbent Injection	Low NOx Burner Technology w/ Closed-coupled/Separated OFA	Baghouse	Halogenated PAC Sorbent Injection	ARP, CSNOX, CSOSG2E, CSSO2G1, MATS
MI	J H Campbell	1710	1	########	17	1	142	380.3	Measured	0.254	Calculated	156.7	Measured	0.105	Calculated	261.5	Measured	0.175	Measured	1494.5	Measured	Coal	Tangentially-fired	Dry Sorbent Injection	Low NOx Burner Technology w/ Closed-coupled/Separated OFA	Baghouse	Halogenated PAC Sorbent Injection	ARP, CSNOX, CSOSG2E, CSSO2G1, MATS
MI	J H Campbell	1710	1	########	18	1	142	387.3	Measured	0.26	Calculated	156.3	Measured	0.105	Calculated	271.2	Measured	0.182	Measured	1490	Measured	Coal	Tangentially-fired	Dry Sorbent Injection	Low NOx Burner Technology w/ Closed-coupled/Separated OFA	Baghouse	Halogenated PAC Sorbent Injection	ARP, CSNOX, CSOSG2E, CSSO2G1, MATS
MI	J H Campbell	1710	1	########	19	1	142	395	Measured	0.265	Calculated	156.3	Measured	0.105	Calculated	262.3	Measured	0.176	Measured	1490.2	Measured	Coal	Tangentially-fired	Dry Sorbent Injection	Low NOx Burner Technology w/ Closed-coupled/Separated OFA	Baghouse	Halogenated PAC Sorbent Injection	ARP, CSNOX, CSOSG2E, CSSO2G1, MATS
MI	J H Campbell	1710	1	########	20	1	142	387.8	Measured	0.26	Calculated	156.7	Measured	0.105	Calculated	263	Measured	0.176	Measured	1494.4	Measured	Coal	Tangentially-fired	Dry Sorbent Injection	Low NOx Burner Technology w/ Closed-coupled/Separated OFA	Baghouse	Halogenated PAC Sorbent Injection	ARP, CSNOX, CSOSG2E, CSSO2G1, MATS
MI	J H Campbell	1710	1	########	21	1	142	381	Measured	0.257	Calculated	155.6	Measured	0.105	Calculated	274.5	Measured	0.185	Measured	1483.7	Measured	Coal	Tangentially-fired	Dry Sorbent Injection	Low NOx Burner Technology w/ Closed-coupled/Separated OFA	Baghouse	Halogenated PAC Sorbent Injection	ARP, CSNOX, CSOSG2E, CSSO2G1, MATS
MI	J H Campbell	1710	1	########	22	1	142	385.7	Measured	0.259	Calculated	156.5	Measured	0.105	Calculated	274.5	Measured	0.184	Measured	1492	Measured	Coal	Tangentially-fired	Dry Sorbent Injection	Low NOx Burner Technology w/ Closed-coupled/Separated OFA	Baghouse	Halogenated PAC Sorbent Injection	ARP, CSNOX, CSOSG2E, CSSO2G1, MATS
MI	J H Campbell	1710	1	########	23	1	142	389	Measured	0.262	Calculated	156	Measured	0.105	Calculated	272.1	Measured	0.183	Measured	1487.1	Measured	Coal	Tangentially-fired	Dry Sorbent Injection	Low NOx Burner Technology w/ Closed-coupled/Separated OFA	Baghouse	Halogenated PAC Sorbent Injection	ARP, CSNOX, CSOSG2E, CSSO2G1, MATS
MI	J H Campbell	1710	1	########	0	1	142	399.4	Measured	0.27	Calculated	155.4	Measured	0.105	Calculated	272.7	Measured	0.184	Measured	1481.9	Measured	Coal	Tangentially-fired	Dry Sorbent Injection	Low NOx Burner Technology w/ Closed-coupled/Separated OFA	Baghouse	Halogenated PAC Sorbent Injection	ARP, CSNOX, CSOSG2E, CSSO2G1, MATS
MI	J H Campbell	1710	1	########	1	1	142	391.6	Measured	0.262	Calculated	156.8	Measured	0.105	Calculated	260.1	Measured	0.174	Measured	1494.7	Measured	Coal	Tangentially-fired	Dry Sorbent Injection	Low NOx Burner Technology w/ Closed-coupled/Separated OFA	Baghouse	Halogenated PAC Sorbent Injection	ARP, CSNOX, CSOSG2E, CSSO2G1, MATS
MI	J H Campbell	1710	1	########	2	1	142	382.3	Measured	0.257	Calculated	155.8	Measured	0.105	Calculated	261.4	Measured	0.176	Measured	1485.3	Measured	Coal	Tangentially-fired	Dry Sorbent Injection	Low NOx Burner Technology w/ Closed-coupled/Separated OFA	Baghouse	Halogenated PAC Sorbent Injection	ARP, CSNOX, CSOSG2E, CSSO2G1, MATS
MI	J H Campbell	1710	1	########	3	1	142	380.7	Measured	0.256	Calculated	155.8	Measured	0.105	Calculated	264.5	Measured	0.178	Measured	1485.7	Measured	Coal	Tangentially-fired	Dry Sorbent Injection	Low NOx Burner Technology w/ Closed-coupled/Separated OFA	Baghouse	Halogenated PAC Sorbent Injection	ARP, CSNOX, CSOSG2E, CSSO2G1, MATS
MI	J H Campbell	1710	1	########	4	1	142	370.2	Measured	0.251	Calculated	154.8	Measured	0.105	Calculated	258.3	Measured	0.175	Measured	1475.8	Measured	Coal	Tangentially-fired	Dry Sorbent Injection	Low NOx Burner Technology w/ Closed-coupled/Separated OFA	Baghouse	Halogenated PAC Sorbent Injection	ARP, CSNOX, CSOSG2E, CSSO2G1, MATS
MI	J H Campbell	1710	1	########	5	1	142	368.1	Measured	0.248	Calculated	155.5	Measured	0.105	Calculated	269.8	Measured	0.182	Measured	1482.5	Measured	Coal	Tangentially-fired	Dry Sorbent Injection	Low NOx Burner Technology w/ Closed-coupled/Separated OFA	Baghouse	Halogenated PAC Sorbent Injection	ARP, CSNOX, CSOSG2E, CSSO2G1, MATS
MI	J H Campbell	1710	1	########	6	1	142	384.4	Measured	0.258	Calculated	156.5	Measured	0.105	Calculated	265.7	Measured	0.178	Measured	1492.5	Measured	Coal	Tangentially-fired	Dry Sorbent Injection	Low NOx Burner Technology w/ Closed-coupled/Separated OFA	Baghouse	Halogenated PAC Sorbent Injection	ARP, CSNOX, CSOSG2E, CSSO2G1, MATS
MI	J H Campbell	1710	1	########	7	1	143	393.2	Measured	0.263	Calculated	156.7	Measured	0.105	Calculated	266	Measured	0.178	Measured	1494.4	Measured	Coal	Tangentially-fired	Dry Sorbent Injection	Low NOx Burner Technology w/ Closed-coupled/Separated OFA	Baghouse	Halogenated PAC Sorbent Injection	ARP, CSNOX, CSOSG2E, CSSO2G1, MATS
MI	J H Campbell	1710	1	########	8	1	142	397.9	Measured	0.27	Calculated	154.5	Measured	0.105	Calculated	262.3	Measured	0.178	Measured	1473.4	Measured	Coal	Tangentially-fired	Dry Sorbent Injection	Low NOx Burner Technology w/ Closed-coupled/Separated OFA	Baghouse	Halogenated PAC Sorbent Injection	ARP, CSNOX, CSOSG2E, CSSO2G1, MATS
MI	J H Campbell	1710	1	########	9	1	142	392.9	Measured	0.265	Calculated	155.6	Measured	0.105	Calculated	255.2	Measured	0.172	Measured	1483.6	Measured	Coal	Tangentially-fired	Dry Sorbent Injection	Low NOx Burner Technology w/ Closed-coupled/Separated OFA	Baghouse	Halogenated PAC Sorbent Injection	ARP, CSNOX, CSOSG2E, CSSO2G1, MATS
MI	J H Campbell	1710	1	########	10	1	142	386.5	Measured	0.259	Calculated	156.4	Measured	0.105	Calculated	258	Measured	0.173	Measured	1491.1	Measured	Coal	Tangentially-fired	Dry Sorbent Injection	Low NOx Burner Technology w/ Closed-coupled/Separated OFA	Baghouse	Halogenated PAC Sorbent Injection	ARP, CSNOX, CSOSG2E, CSSO2G1, MATS
MI	J H Campbell	1710	1	########	11	1	142	387.6	Measured	0.258	Calculated	157.3	Measured	0.105	Calculated	258	Measured	0.172	Measured	1500.2	Measured	Coal	Tangentially-fired	Dry Sorbent Injection	Low NOx Burner Technology w/ Closed-coupled/Separated OFA	Baghouse	Halogenated PAC Sorbent Injection	ARP, CSNOX, CSOSG2E, CSSO2G1, MATS
MI	J H Campbell	1710	1	########	12	1	142	388.1	Measured	0.259	Calculated	157.4	Measured	0.105	Calculated	256.6	Measured	0.171	Measured	1500.7	Measured	Coal	Tangentially-fired	Dry Sorbent Injection	Low NOx Burner Technology w/ Closed-coupled/Separated OFA	Baghouse	Halogenated PAC Sorbent Injection	ARP, CSNOX, CSOSG2E, CSSO2G1, MATS
MI	J H Campbell	1710	1	########	13	1	143	395.4	Measured	0.263	Calculated	158	Measured	0.105	Calculated	271.1	Measured	0.18	Measured	1506	Measured	Coal	Tangentially-fired	Dry Sorbent Injection	Low NOx Burner Technology w/ Closed-coupled/Separated OFA	Baghouse	Halogenated PAC Sorbent Injection	ARP, CSNOX, CSOSG2E, CSSO2G1, MATS
MI	J H Campbell	1710	1	########	14	1	142	415	Measured	0.277	Calculated	157.4	Measured	0.105	Calculated	267.1	Measured	0.178	Measured	1500.5	Measured	Coal	Tangentially-fired	Dry Sorbent Injection	Low NOx Burner Technology w/ Closed-coupled/Separated OFA	Baghouse	Halogenated PAC Sorbent Injection	ARP, CSNOX, CSOSG2E, CSSO2G1, MATS
MI	J H Campbell	1710	1	########	15	1	142	420.5	Measured	0.281	Calculated	156.9	Measured	0.105	Calculated	260.3	Measured	0.174	Measured	1496.1	Measured	Coal	Tangentially-fired	Dry Sorbent Injection	Low NOx Burner Technology w/ Closed-coupled/Separated OFA	Baghouse	Halogenated PAC Sorbent Injection	ARP, CSNOX, CSOSG2E, CSSO2G1, MATS
MI	J H Campbell	1710	1	########	16	1	142	418	Measured	0.281	Calculated	156	Measured	0.105	Calculated	258.8	Measured	0.174	Measured	1487.3	Measured	Coal	Tangentially-fired	Dry Sorbent Injection	Low NOx Burner Technology w/ Closed-coupled/Separated OFA	Baghouse	Halogenated PAC Sorbent Injection	ARP, CSNOX, CSOSG2E, CSSO2G1, MATS
MI	J H Campbell	1710	1	########	17	1	142	412.6	Measured	0.277	Calculated	156.5	Measured	0.105	Calculated	261.1	Measured	0.175	Measured	1491.9	Measured	Coal	Tangentially-fired	Dry Sorbent Injection	Low NOx Burner Technology w/ Closed-coupled/Separated OFA	Baghouse	Halogenated PAC Sorbent Injection	ARP, CSNOX, CSOSG2E, CSSO2G1, MATS
MI	J H Campbell	1710	1	########	18	1	142	400	Measured	0.27	Calculated	155.5	Measured	0.105	Calculated	260.9	Measured	0.176	Measured	1482.2	Measured	Coal	Tangentially-fired	Dry Sorbent Injection	Low NOx Burner Technology w/ Closed-coupled/Separated OFA	Baghouse	Halogenated PAC Sorbent Injection	ARP, CSNOX, CSOSG2E, CSSO2G1, MATS
MI	J H Campbell	1710	1	########	19	1	143	374.2	Measured	0.256	Calculated	153.3	Measured	0.105	Calculated	244.1	Measured	0.167	Measured	1461.9	Measured	Coal	Tangentially-fired	Dry Sorbent Injection	Low NOx Burner Technology w/ Closed-coupled/Separated OFA	Baghouse	Halogenated PAC Sorbent Injection	ARP, CSNOX, CSOSG2E, CSSO2G1, MATS
MI	J H Campbell	1710	1	########	20	1	142	377.4	Measured	0.258	Calculated	153.5	Measured	0.105	Calculated	250.3	Measured	0.171	Measured	1463.9	Measured	Coal	Tangentially-fired	Dry Sorbent Injection	Low NOx Burner Technology w/ Closed-coupled/Separated OFA	Baghouse	Halogenated PAC Sorbent Injection	ARP, CSNOX, CSOSG2E, CSSO2G1, MATS
MI	J H Campbell	1710	1	########	21	1	142	377.1	Measured	0.255	Calculated	154.9	Measured	0.105	Calculated	261.5	Measured	0.177	Measured	1477.4	Measured	Coal	Tangentially-fired	Dry Sorbent Injection	Low NOx Burner Technology w/ Closed-coupled/Separated OFA	Baghouse	Halogenated PAC Sorbent Injection	ARP, CSNOX, CSOSG2E, CSSO2G1, MATS
MI	J H Campbell	1710	1	########	22	1	142	571.5	Measured	0.388	Calculated	154.7	Measured	0.105	Calculated	268.4	Measured	0.182	Measured	1474.6	Measured	Coal	Tangentially-fired	Dry Sorbent Injection	Low NOx Burner Technology w/ Closed-coupled/Separated OFA	Baghouse	Halogenated PAC Sorbent Injection	ARP, CSNOX, CSOSG2E, CSSO2G1, MATS
MI	J H Campbell	1710	1	########	23	1	142	545.9	Measured	0.373	Calculated	153.4	Measured	0.105	Calculated	267.6	Measured	0.183	Measured	1462.5	Measured	Coal	Tangentially-fired	Dry Sorbent Injection	Low NOx Burner Technology w/ Closed-coupled/Separated OFA	Baghouse	Halogenated PAC Sorbent Injection	ARP, CSNOX, CSOSG2E, CSSO2G1, MATS
MI	J H Campbell	1710	1	########	0	1	142	391.3	Measured	0.265	Calculated	154.6	Measured	0.105	Calculated	247.7	Measured	0.168	Measured	1474.2	Measured	Coal	Tangentially-fired	Dry Sorbent Injection	Low NOx Burner Technology w/ Closed-coupled/Separated OFA	Baghouse	Halogenated PAC Sorbent Injection	ARP, CSNOX, CSOSG2E, CSSO2G1, MATS
MI	J H Campbell	1710	1	########	1	1	142	383.1	Measured	0.259	Calculated	155.1	Measured	0.105	Calculated	254.3	Measured	0.172	Measured	1478.6	Measured	Coal	Tangentially-fired	Dry Sorbent Injection	Low NOx Burner Technology w/ Closed-coupled/Separated OFA	Baghouse	Halogenated PAC Sorbent Injection	ARP, CSNOX, CSOSG2E, CSSO2G1, MATS
MI	J H Campbell	1710	1	########	2	1	142	389.9	Measured	0.266	Calculated	153.9	Measured	0.105	Calculated	258.3	Measured	0.176	Measured	1467.7	Measured	Coal	Tangentially-fired	Dry Sorbent Injection	Low NOx Burner Technology w/ Closed-coupled/Separated OFA	Baghouse	Halogenated PAC Sorbent Injection	ARP, CSNOX, CSOSG2E, CSSO2G1, MATS
MI	J H Campbell	1710	1	########	3	1	142	386.9	Measured	0.264	Calculated	153.7	Measured	0.105	Calculated	252.1	Measured	0.172	Measured	1465.6	Measured	Coal	Tangentially-fired	Dry Sorbent Injection	Low NOx Burner Technology w/ Closed-coupled/Separated OFA	Baghouse	Halogenated PAC Sorbent Injection	ARP, CSNOX, CSOSG2E, CSSO2G1, MATS
MI	J H Campbell	1710	1	########	4	1	142	363.9	Measured	0.25	Calculated	152.8	Measured	0.105	Calculated	246.3	Measured	0.169	Measured	1457.2	Measured	Coal	Tangentially-fired	Dry Sorbent Injection	Low NOx Burner Technology w/ Closed-coupled/Separated OFA	Baghouse	Halogenated PAC Sorbent Injection	ARP, CSNOX, CSOSG2E, CSSO2G1, MATS
MI	J H Campbell	1710	1	########	5	1	142	363.9	Measured	0.246	Calculated	155	Measured	0.105	Calculated	248.2	Measured	0.168	Measured	1477.6	Measured	Coal	Tangentially-fired	Dry Sorbent Injection	Low NOx Burner Technology w/ Closed-coupled/Separated OFA	Baghouse	Halogenated PAC Sorbent Injection	ARP, CSNOX, CSOSG2E, CSSO2G1, MATS
MI	J H Campbell	1710	1	########	6	1	142	377.3	Measured	0.256	Calculated	154.5	Measured	0.105	Calculated	254.9	Measured	0.173	Measured	1473.2	Measured	Coal	Tangentially-fired	Dry Sorbent Injection	Low NOx Burner Technology w/ Closed-coupled/Separated OFA	Baghouse	Halogenated PAC Sorbent Injection	ARP, CSNOX, CSOSG2E, CSSO2G1, MATS
MI	J H Campbell	1710	1	########	7	1	143	386.8	Measured	0.26	Calculated	155.7	Measured	0.105	Calculated	256.9	Measured	0.173	Measured	1485	Measured	Coal	Tangentially-fired	Dry Sorbent Injection	Low NOx Burner Technology w/ Closed-coupled/Separated OFA	Baghouse	Halogenated PAC Sorbent Injection	ARP, CSNOX, CSOSG2E, CSSO2G1, MATS
MI	J H Campbell	1710	1	########	8	1	142	392.7	Measured	0.267	Calculated	154.5	Measured	0.105	Calculated	254.9	Measured	0.173	Measured	1473.3	Measured	Coal	Tangentially-fired	Dry Sorbent Injection	Low NOx Burner Technology w/ Closed-coupled/Separated OFA	Baghouse	Halogenated PAC Sorbent Injection	ARP, CSNOX, CSOSG2E, CSSO2G1, MATS
MI	J H Campbell	1710	1	########	9	1	142	379.6	Measured	0.258	Calculated	154.5	Measured	0.105	Calculated	244.6	Measured	0.166	Measured	1473.3	Measured	Coal	Tangentially-fired	Dry Sorbent Injection	Low NOx Burner Technology w/ Closed-coupled/Separated OFA	Baghouse	Halogenated PAC Sorbent Injection	ARP, CSNOX, CSOSG2E, CSSO2G1, MATS
MI	J H Campbell	1710	1	########	10	1	142	384.1	Measured	0.26	Calculated	155.2	Measured	0.105	Calculated	253	Measured	0.171	Measured	1479.6	Measured	Coal	Tangentially-fired	Dry Sorbent Injection	Low NOx Burner Technology w/ Closed-coupled/Separated OFA	Baghouse	Halogenated PAC Sorbent Injection	ARP, CSNOX, CSOSG2E, CSSO2G1, MATS
MI	J H Campbell	1710	1	########	11	1	142	371.2	Measured	0.25	Calculated	155.8	Measured	0.105	Calculated	254	Measured	0.171	Measured	1485.4	Measured	Coal	Tangentially-fired	Dry Sorbent Injection	Low NOx Burner Technology w/ Closed-coupled/Separated OFA	Baghouse	Halogenated PAC Sorbent Injection	ARP, CSNOX, CSOSG2E, CSSO2G1, MATS
MI	J H Campbell	1710	1	########	12	1	142	350.4	Measured	0.235	Calculated	156.4	Measured	0.105	Calculated	249.1	Measured	0.167	Measured	1491.6	Measured	Coal	Tangentially-fired	Dry Sorbent Injection	Low NOx Burner Technology w/ Closed-coupled/Separated OFA	Baghouse	Halogenated PAC Sorbent Injection	ARP, CSNOX, CSOSG2E, CSSO2G1, MATS
MI	J H Campbell	1710	1	########	13	1	142	366.2	Measured	0.246	Calculated	156.3	Measured	0.105	Calculated	250.4	Measured	0.168	Measured	1490.3	Measured	Coal	Tangentially-fired	Dry Sorbent Injection	Low NOx Burner Technology w/ Closed-coupled/Separated OFA	Baghouse	Halogenated PAC Sorbent Injection	ARP, CSNOX, CSOSG2E, CSSO2G1, MATS
MI	J H Campbell	1710	1	########	14	1	142	365.6	Measured	0.243	Calculated	157.5	Measured	0.105	Calculated	255.3	Measured	0.17	Measured	1501.5	Measured	Coal	Tangentially-fired	Dry Sorbent Injection	Low NOx Burner Technology w/ Closed-coupled/Separated OFA	Baghouse	Halogenated PAC Sorbent Injection	ARP, CSNOX, CSOSG2E, CSSO2G1, MATS
MI	J H Campbell	1710	1	########	15	1	142	388.8	Measured	0.258	Calculated	158	Measured	0.105	Calculated	262.1	Measured	0.174	Measured	1506.6	Measured	Coal	Tangentially-fired	Dry Sorbent Injection	Low NOx Burner Technology w/ Closed-coupled/Separated OFA	Baghouse	Halogenated PAC Sorbent Injection	ARP, CSNOX, CSOSG2E, CSSO2G1, MATS
MI	J H Campbell	1710	1	########	16	1	142	416.5	Measured	0.28	Calculated	156	Measured	0.105	Calculated	258.9	Measured	0.174	Measured	1487.7	Measured	Coal	Tangentially-fired	Dry Sorbent Injection	Low NOx Burner

MI	J H Campbell	1710	1	########	14	1	142	340.2	Measured	0.229	Calculated	155.6	Measured	0.105	Calculated	249.3	Measured	0.168	Measured	1484	Measured	Coal	Tangentially-fired	Dry Sorbent Injection	Low NOx Burner Technology w/ Closed-coupled/Separated OFA	Baghouse	Halogenated PAC Sorbent Injection	ARP, CSNOX, CSOSG2E, CSSO2G1, MATS
MI	J H Campbell	1710	1	########	15	1	142	360.5	Measured	0.241	Calculated	156.7	Measured	0.105	Calculated	258.5	Measured	0.173	Measured	1494.2	Measured	Coal	Tangentially-fired	Dry Sorbent Injection	Low NOx Burner Technology w/ Closed-coupled/Separated OFA	Baghouse	Halogenated PAC Sorbent Injection	ARP, CSNOX, CSOSG2E, CSSO2G1, MATS
MI	J H Campbell	1710	1	########	16	1	142	383.2	Measured	0.258	Calculated	155.8	Measured	0.105	Calculated	265.9	Measured	0.179	Measured	1485.5	Measured	Coal	Tangentially-fired	Dry Sorbent Injection	Low NOx Burner Technology w/ Closed-coupled/Separated OFA	Baghouse	Halogenated PAC Sorbent Injection	ARP, CSNOX, CSOSG2E, CSSO2G1, MATS
MI	J H Campbell	1710	1	########	17	1	142	379.5	Measured	0.255	Calculated	155.9	Measured	0.105	Calculated	263.1	Measured	0.177	Measured	1486.5	Measured	Coal	Tangentially-fired	Dry Sorbent Injection	Low NOx Burner Technology w/ Closed-coupled/Separated OFA	Baghouse	Halogenated PAC Sorbent Injection	ARP, CSNOX, CSOSG2E, CSSO2G1, MATS
MI	J H Campbell	1710	1	########	18	1	142	367.1	Measured	0.247	Calculated	155.8	Measured	0.105	Calculated	262.9	Measured	0.177	Measured	1485.2	Measured	Coal	Tangentially-fired	Dry Sorbent Injection	Low NOx Burner Technology w/ Closed-coupled/Separated OFA	Baghouse	Halogenated PAC Sorbent Injection	ARP, CSNOX, CSOSG2E, CSSO2G1, MATS
MI	J H Campbell	1710	1	########	19	1	143	394.3	Measured	0.267	Calculated	155.2	Measured	0.105	Calculated	261.9	Measured	0.177	Measured	1479.4	Measured	Coal	Tangentially-fired	Dry Sorbent Injection	Low NOx Burner Technology w/ Closed-coupled/Separated OFA	Baghouse	Halogenated PAC Sorbent Injection	ARP, CSNOX, CSOSG2E, CSSO2G1, MATS
MI	J H Campbell	1710	1	########	20	1	142	370.3	Measured	0.251	Calculated	154.5	Measured	0.105	Calculated	260.8	Measured	0.177	Measured	1473.4	Measured	Coal	Tangentially-fired	Dry Sorbent Injection	Low NOx Burner Technology w/ Closed-coupled/Separated OFA	Baghouse	Halogenated PAC Sorbent Injection	ARP, CSNOX, CSOSG2E, CSSO2G1, MATS
MI	J H Campbell	1710	1	########	21	1	142	366.6	Measured	0.249	Calculated	154.7	Measured	0.105	Calculated	259.6	Measured	0.176	Measured	1475	Measured	Coal	Tangentially-fired	Dry Sorbent Injection	Low NOx Burner Technology w/ Closed-coupled/Separated OFA	Baghouse	Halogenated PAC Sorbent Injection	ARP, CSNOX, CSOSG2E, CSSO2G1, MATS
MI	J H Campbell	1710	1	########	22	1	143	385.2	Measured	0.262	Calculated	154.4	Measured	0.105	Calculated	256.1	Measured	0.174	Measured	1471.9	Measured	Coal	Tangentially-fired	Dry Sorbent Injection	Low NOx Burner Technology w/ Closed-coupled/Separated OFA	Baghouse	Halogenated PAC Sorbent Injection	ARP, CSNOX, CSOSG2E, CSSO2G1, MATS
MI	J H Campbell	1710	1	########	23	1	142	383.6	Measured	0.262	Calculated	153.6	Measured	0.105	Calculated	254.9	Measured	0.174	Measured	1464.9	Measured	Coal	Tangentially-fired	Dry Sorbent Injection	Low NOx Burner Technology w/ Closed-coupled/Separated OFA	Baghouse	Halogenated PAC Sorbent Injection	ARP, CSNOX, CSOSG2E, CSSO2G1, MATS
MI	J H Campbell	1710	1	########	0	1	142	383.4	Measured	0.262	Calculated	153.4	Measured	0.105	Calculated	251.5	Measured	0.172	Measured	1462.2	Measured	Coal	Tangentially-fired	Dry Sorbent Injection	Low NOx Burner Technology w/ Closed-coupled/Separated OFA	Baghouse	Halogenated PAC Sorbent Injection	ARP, CSNOX, CSOSG2E, CSSO2G1, MATS
MI	J H Campbell	1710	1	########	1	1	143	383.6	Measured	0.259	Calculated	155.2	Measured	0.105	Calculated	244.2	Measured	0.165	Measured	1479.8	Measured	Coal	Tangentially-fired	Dry Sorbent Injection	Low NOx Burner Technology w/ Closed-coupled/Separated OFA	Baghouse	Halogenated PAC Sorbent Injection	ARP, CSNOX, CSOSG2E, CSSO2G1, MATS
MI	J H Campbell	1710	1	########	2	1	142	358.8	Measured	0.246	Calculated	152.7	Measured	0.105	Calculated	243.2	Measured	0.167	Measured	1456.4	Measured	Coal	Tangentially-fired	Dry Sorbent Injection	Low NOx Burner Technology w/ Closed-coupled/Separated OFA	Baghouse	Halogenated PAC Sorbent Injection	ARP, CSNOX, CSOSG2E, CSSO2G1, MATS
MI	J H Campbell	1710	1	########	3	1	142	385.2	Measured	0.264	Calculated	153.1	Measured	0.105	Calculated	249.6	Measured	0.171	Measured	1459.8	Measured	Coal	Tangentially-fired	Dry Sorbent Injection	Low NOx Burner Technology w/ Closed-coupled/Separated OFA	Baghouse	Halogenated PAC Sorbent Injection	ARP, CSNOX, CSOSG2E, CSSO2G1, MATS
MI	J H Campbell	1710	1	########	4	1	142	393.4	Measured	0.272	Calculated	151.7	Measured	0.105	Calculated	256	Measured	0.177	Measured	1446.2	Measured	Coal	Tangentially-fired	Dry Sorbent Injection	Low NOx Burner Technology w/ Closed-coupled/Separated OFA	Baghouse	Halogenated PAC Sorbent Injection	ARP, CSNOX, CSOSG2E, CSSO2G1, MATS
MI	J H Campbell	1710	1	########	5	1	142	386.3	Measured	0.263	Calculated	154.2	Measured	0.105	Calculated	257.3	Measured	0.175	Measured	1470.3	Measured	Coal	Tangentially-fired	Dry Sorbent Injection	Low NOx Burner Technology w/ Closed-coupled/Separated OFA	Baghouse	Halogenated PAC Sorbent Injection	ARP, CSNOX, CSOSG2E, CSSO2G1, MATS
MI	J H Campbell	1710	1	########	6	1	143	381.5	Measured	0.258	Calculated	154.9	Measured	0.105	Calculated	258.5	Measured	0.175	Measured	1477.4	Measured	Coal	Tangentially-fired	Dry Sorbent Injection	Low NOx Burner Technology w/ Closed-coupled/Separated OFA	Baghouse	Halogenated PAC Sorbent Injection	ARP, CSNOX, CSOSG2E, CSSO2G1, MATS
MI	J H Campbell	1710	1	########	7	1	143	410.6	Measured	0.279	Calculated	154.1	Measured	0.105	Calculated	268.9	Measured	0.183	Measured	1469.4	Measured	Coal	Tangentially-fired	Dry Sorbent Injection	Low NOx Burner Technology w/ Closed-coupled/Separated OFA	Baghouse	Halogenated PAC Sorbent Injection	ARP, CSNOX, CSOSG2E, CSSO2G1, MATS
MI	J H Campbell	1710	1	########	8	1	142	403.3	Measured	0.275	Calculated	154	Measured	0.105	Calculated	262.9	Measured	0.179	Measured	1468.5	Measured	Coal	Tangentially-fired	Dry Sorbent Injection	Low NOx Burner Technology w/ Closed-coupled/Separated OFA	Baghouse	Halogenated PAC Sorbent Injection	ARP, CSNOX, CSOSG2E, CSSO2G1, MATS
MI	J H Campbell	1710	1	########	9	1	142	375.3	Measured	0.256	Calculated	153.8	Measured	0.105	Calculated	262.4	Measured	0.179	Measured	1466.2	Measured	Coal	Tangentially-fired	Dry Sorbent Injection	Low NOx Burner Technology w/ Closed-coupled/Separated OFA	Baghouse	Halogenated PAC Sorbent Injection	ARP, CSNOX, CSOSG2E, CSSO2G1, MATS
MI	J H Campbell	1710	1	########	10	1	142	368.1	Measured	0.25	Calculated	154.6	Measured	0.105	Calculated	265.3	Measured	0.18	Measured	1474.1	Measured	Coal	Tangentially-fired	Dry Sorbent Injection	Low NOx Burner Technology w/ Closed-coupled/Separated OFA	Baghouse	Halogenated PAC Sorbent Injection	ARP, CSNOX, CSOSG2E, CSSO2G1, MATS
MI	J H Campbell	1710	1	########	11	1	143	380.4	Measured	0.256	Calculated	155.6	Measured	0.105	Calculated	261.1	Measured	0.176	Measured	1483.6	Measured	Coal	Tangentially-fired	Dry Sorbent Injection	Low NOx Burner Technology w/ Closed-coupled/Separated OFA	Baghouse	Halogenated PAC Sorbent Injection	ARP, CSNOX, CSOSG2E, CSSO2G1, MATS
MI	J H Campbell	1710	1	########	12	1	142	373.7	Measured	0.252	Calculated	155.7	Measured	0.105	Calculated	258.4	Measured	0.174	Measured	1484.9	Measured	Coal	Tangentially-fired	Dry Sorbent Injection	Low NOx Burner Technology w/ Closed-coupled/Separated OFA	Baghouse	Halogenated PAC Sorbent Injection	ARP, CSNOX, CSOSG2E, CSSO2G1, MATS
MI	J H Campbell	1710	1	########	13	1	142	371.6	Measured	0.25	Calculated	155.7	Measured	0.105	Calculated	262.8	Measured	0.177	Measured	1484.8	Measured	Coal	Tangentially-fired	Dry Sorbent Injection	Low NOx Burner Technology w/ Closed-coupled/Separated OFA	Baghouse	Halogenated PAC Sorbent Injection	ARP, CSNOX, CSOSG2E, CSSO2G1, MATS
MI	J H Campbell	1710	1	########	14	1	143	380.6	Measured	0.255	Calculated	156.5	Measured	0.105	Calculated	259.7	Measured	0.174	Measured	1492.5	Measured	Coal	Tangentially-fired	Dry Sorbent Injection	Low NOx Burner Technology w/ Closed-coupled/Separated OFA	Baghouse	Halogenated PAC Sorbent Injection	ARP, CSNOX, CSOSG2E, CSSO2G1, MATS
MI	J H Campbell	1710	1	########	15	1	142	383.7	Measured	0.257	Calculated	156.4	Measured	0.105	Calculated	266.9	Measured	0.179	Measured	1490.9	Measured	Coal	Tangentially-fired	Dry Sorbent Injection	Low NOx Burner Technology w/ Closed-coupled/Separated OFA	Baghouse	Halogenated PAC Sorbent Injection	ARP, CSNOX, CSOSG2E, CSSO2G1, MATS
MI	J H Campbell	1710	1	########	16	1	143	386.4	Measured	0.259	Calculated	156.2	Measured	0.105	Calculated	268.2	Measured	0.18	Measured	1489.8	Measured	Coal	Tangentially-fired	Dry Sorbent Injection	Low NOx Burner Technology w/ Closed-coupled/Separated OFA	Baghouse	Halogenated PAC Sorbent Injection	ARP, CSNOX, CSOSG2E, CSSO2G1, MATS
MI	J H Campbell	1710	1	########	17	1	142	387.7	Measured	0.26	Calculated	156.4	Measured	0.105	Calculated	254.9	Measured	0.171	Measured	1490.8	Measured	Coal	Tangentially-fired	Dry Sorbent Injection	Low NOx Burner Technology w/ Closed-coupled/Separated OFA	Baghouse	Halogenated PAC Sorbent Injection	ARP, CSNOX, CSOSG2E, CSSO2G1, MATS
MI	J H Campbell	1710	1	########	18	1	142	388.9	Measured	0.262	Calculated	155.8	Measured	0.105	Calculated	258.4	Measured	0.174	Measured	1485.1	Measured	Coal	Tangentially-fired	Dry Sorbent Injection	Low NOx Burner Technology w/ Closed-coupled/Separated OFA	Baghouse	Halogenated PAC Sorbent Injection	ARP, CSNOX, CSOSG2E, CSSO2G1, MATS
MI	J H Campbell	1710	1	########	19	1	142	385.7	Measured	0.259	Calculated	156.1	Measured	0.105	Calculated	257.4	Measured	0.173	Measured	1487.9	Measured	Coal	Tangentially-fired	Dry Sorbent Injection	Low NOx Burner Technology w/ Closed-coupled/Separated OFA	Baghouse	Halogenated PAC Sorbent Injection	ARP, CSNOX, CSOSG2E, CSSO2G1, MATS
MI	J H Campbell	1710	1	########	20	1	142	388.4	Measured	0.263	Calculated	154.6	Measured	0.105	Calculated	259.5	Measured	0.176	Measured	1474.3	Measured	Coal	Tangentially-fired	Dry Sorbent Injection	Low NOx Burner Technology w/ Closed-coupled/Separated OFA	Baghouse	Halogenated PAC Sorbent Injection	ARP, CSNOX, CSOSG2E, CSSO2G1, MATS
MI	J H Campbell	1710	1	########	21	1	142	380	Measured	0.257	Calculated	155.1	Measured	0.105	Calculated	266.2	Measured	0.18	Measured	1478.7	Measured	Coal	Tangentially-fired	Dry Sorbent Injection	Low NOx Burner Technology w/ Closed-coupled/Separated OFA	Baghouse	Halogenated PAC Sorbent Injection	ARP, CSNOX, CSOSG2E, CSSO2G1, MATS
MI	J H Campbell	1710	1	########	22	1	143	405.5	Measured	0.274	Calculated	155.3	Measured	0.105	Calculated	265.1	Measured	0.179	Measured	1481	Measured	Coal	Tangentially-fired	Dry Sorbent Injection	Low NOx Burner Technology w/ Closed-coupled/Separated OFA	Baghouse	Halogenated PAC Sorbent Injection	ARP, CSNOX, CSOSG2E, CSSO2G1, MATS
MI	J H Campbell	1710	1	########	23	1	142	421.2	Measured	0.287	Calculated	153.9	Measured	0.105	Calculated	262.7	Measured	0.179	Measured	1467.5	Measured	Coal	Tangentially-fired	Dry Sorbent Injection	Low NOx Burner Technology w/ Closed-coupled/Separated OFA	Baghouse	Halogenated PAC Sorbent Injection	ARP, CSNOX, CSOSG2E, CSSO2G1, MATS
MI	J H Campbell	1710	1	########	0	1	142	562.7	Measured	0.384	Calculated	153.8	Measured	0.105	Calculated	261	Measured	0.178	Measured	1466.3	Measured	Coal	Tangentially-fired	Dry Sorbent Injection	Low NOx Burner Technology w/ Closed-coupled/Separated OFA	Baghouse	Halogenated PAC Sorbent Injection	ARP, CSNOX, CSOSG2E, CSSO2G1, MATS
MI	J H Campbell	1710	1	########	1	1	142	445.1	Measured	0.304	Calculated	153.4	Measured	0.105	Calculated	250.1	Measured	0.171	Measured	1462.8	Measured	Coal	Tangentially-fired	Dry Sorbent Injection	Low NOx Burner Technology w/ Closed-coupled/Separated OFA	Baghouse	Halogenated PAC Sorbent Injection	ARP, CSNOX, CSOSG2E, CSSO2G1, MATS
MI	J H Campbell	1710	1	########	2	1	142	333.1	Measured	0.231	Calculated	151	Measured	0.105	Calculated	238.9	Measured	0.166	Measured	1439.4	Measured	Coal	Tangentially-fired	Dry Sorbent Injection	Low NOx Burner Technology w/ Closed-coupled/Separated OFA	Baghouse	Halogenated PAC Sorbent Injection	ARP, CSNOX, CSOSG2E, CSSO2G1, MATS
MI	J H Campbell	1710	1	########	3	1	142	367.4	Measured	0.251	Calculated	153.6	Measured	0.105	Calculated	249	Measured	0.17	Measured	1464.6	Measured	Coal	Tangentially-fired	Dry Sorbent Injection	Low NOx Burner Technology w/ Closed-coupled/Separated OFA	Baghouse	Halogenated PAC Sorbent Injection	ARP, CSNOX, CSOSG2E, CSSO2G1, MATS
MI	J H Campbell	1710	1	########	4	1	142	339	Measured	0.232	Calculated	153.3	Measured	0.105	Calculated	248.5	Measured	0.17	Measured	1461.9	Measured	Coal	Tangentially-fired	Dry Sorbent Injection	Low NOx Burner Technology w/ Closed-coupled/Separated OFA	Baghouse	Halogenated PAC Sorbent Injection	ARP, CSNOX, CSOSG2E, CSSO2G1, MATS
MI	J H Campbell	1710	1	########	5	1	143	341.2	Measured	0.232	Calculated	154.1	Measured	0.105	Calculated	264.5	Measured	0.18	Measured	1469.4	Measured	Coal	Tangentially-fired	Dry Sorbent Injection	Low NOx Burner Technology w/ Closed-coupled/Separated OFA	Baghouse	Halogenated PAC Sorbent Injection	ARP, CSNOX, CSOSG2E, CSSO2G1, MATS
MI	J H Campbell	1710	1	########	6	1	142	384.2	Measured	0.262	Calculated	153.5	Measured	0.105	Calculated	260.6	Measured	0.178	Measured	1464	Measured	Coal	Tangentially-fired	Dry Sorbent Injection	Low NOx Burner Technology w/ Closed-coupled/Separated OFA	Baghouse	Halogenated PAC Sorbent Injection	ARP, CSNOX, CSOSG2E, CSSO2G1, MATS
MI	J H Campbell	1710	1	########	7	1	143	383.2	Measured	0.261	Calculated	153.8	Measured	0.105	Calculated	255.2	Measured	0.174	Measured	1466.6	Measured	Coal	Tangentially-fired	Dry Sorbent Injection	Low NOx Burner Technology w/ Closed-coupled/Separated OFA	Baghouse	Halogenated PAC Sorbent Injection	ARP, CSNOX, CSOSG2E, CSSO2G1, MATS
MI	J H Campbell	1710	1	########	8	1	142	371.4	Measured	0.253	Calculated	153.7	Measured	0.105	Calculated	255	Measured	0.174	Measured	1465.7	Measured	Coal	Tangentially-fired	Dry Sorbent Injection	Low NOx Burner Technology w/ Closed-coupled/Separated OFA	Baghouse	Halogenated PAC Sorbent Injection	ARP, CSNOX, CSOSG2E, CSSO2G1, MATS
MI	J H Campbell	1710	1	########	9	1	142	378.8	Measured	0.258	Calculated	154	Measured	0.105	Calculated	254.1	Measured	0.173	Measured	1468.8	Measured	Coal	Tangentially-fired	Dry Sorbent Injection	Low NOx Burner Technology w/ Closed-coupled/Separated OFA	Baghouse	Halogenated PAC Sorbent Injection	ARP, CSNOX, CSOSG2E, CSSO2G1, MATS
MI	J H Campbell	1710	1	########	10	1	142	388.4	Measured	0.264	Calculated	154	Measured	0.105	Calculated	252.6	Measured	0.172	Measured	1468.7	Measured	Coal	Tangentially-fired	Dry Sorbent Injection	Low NOx Burner Technology w/ Closed-coupled/Separated OFA	Baghouse	Halogenated PAC Sorbent Injection	ARP, CSNOX, CSOSG2E, CSSO2G1, MATS
MI	J H Campbell	1710	1	########	11	1	142	382	Measured	0.258	Calculated	155.1	Measured	0.105	Calculated	248.4	Measured	0.168	Measured	1478.7	Measured	Coal	Tangentially-fired	Dry Sorbent Injection	Low NOx Burner Technology w/ Closed-coupled/Separated OFA	Baghouse	Halogenated PAC Sorbent Injection	ARP, CSNOX, CSOSG2E, CSSO2G1, MATS
MI	J H Campbell	1710	1	########	12	1	142	387.1	Measured	0.26	Calculated	156.3	Measured	0.105	Calculated	247.4	Measured	0.166	Measured	1490.2	Measured	Coal	Tangentially-fired	Dry Sorbent Injection	Low NOx Burner Technology w/ Closed-coupled/Separated OFA	Baghouse	Halogenated PAC Sorbent Injection	ARP, CSNOX, CSOSG2E, CSSO2G1, MATS
MI	J H Campbell	1710	1	########	13	1	142	388.2	Measured	0.261	Calculated	156.1	Measured	0.105	Calculated	259.1	Measured	0.174	Measured	1488.8	Measured	Coal	Tangentially-fired	Dry Sorbent Injection	Low NOx Burner Technology w/ Closed-coupled/Separated OFA	Baghouse	Halogenated PAC Sorbent Injection	ARP, CSNOX, CSOSG2E, CSSO2G1, MATS
MI	J H Campbell	1710	1	########	14	1	142	385.2	Measured	0.259	Calculated	156	Measured	0.105	Calculated	263.2	Measured	0.177	Measured	1487.1	Measured	Coal	Tangentially-fired	Dry Sorbent Injection	Low NOx Burner Technology w/ Closed-coupled/Separated OFA	Baghouse	Halogenated PAC Sorbent Injection	ARP, CSNOX, CSOSG2E, CSSO2G1, MATS
MI	J H Campbell	1710	1	########	15	1	142	392.9	Measured	0.265	Calculated	155.5	Measured	0.105	Calculated	258	Measured	0.174	Measured	1482.5	Measured	Coal	Tangentially-fired	Dry Sorbent Injection	Low NOx Burner Technology w/ Closed-coupled/Separated OFA	Baghouse	Halogenated PAC Sorbent Injection	ARP, CSNOX, CSOSG2E, CSSO2G1, MATS
MI	J H Campbell	1710	1	########	16	1	142	392.2	Measured	0.265	Calculated	155.4	Measured	0.105	Calculated	254.9	Measured	0.172	Measured	1481.7	Measured	Coal	Tangentially-fired	Dry Sorbent Injection	Low NOx Burner Technology w/ Closed-coupled/Separated OFA	Baghouse	Halogenated PAC Sorbent Injection	ARP, CSNOX, CSOSG2E, CSSO2G1, MATS
MI	J H Campbell	1710	1	########	17	1	142	376	Measured	0.254	Calculated	155.2	Measured	0.105	Calculated	248.6	Measured	0.168	Measured	1479.6	Measured	Coal	Tangentially-fired	Dry Sorbent Injection	Low NOx Burner Technology w/ Closed-coupled/Separated OFA	Baghouse	Halogenated PAC Sorbent Injection	ARP, CSNOX, CSOSG2E, CSSO2G1, MATS
MI	J H Campbell	1710	1	########	18	1	142	386	Measured	0.262	Calculated	154.7	Measured	0.105	Calculated	255.2	Measured	0.173	Measured	1475.4	Measured	Coal	Tangentially-fired	Dry Sorbent Injection	Low NOx Burner Technology w/ Closed-coupled/Separated OFA	Baghouse	Halogenated PAC Sorbent Injection	ARP, CSNOX, CSOSG2E, CSSO2G1, MATS
MI	J H Campbell	1710	1	########	19	1	142	383.1	Measured	0.259	Calculated	155.2	Measured	0.105	Calculated	245.6	Measured	0.166	Measured	1479.7	Measured	Coal	Tangentially-fired	Dry Sorbent Injection	Low NOx Burner Technology w/ Closed-coupled/Separated OFA	Baghouse	Halogenated PAC Sorbent Injection	ARP, CSNOX, CSOSG2E, CSSO2G1, MATS
MI	J H Campbell	1710	1	########	20	1	143	382.7	Measured	0.26	Calculated	154.4	Measured	0.105	Calculated	260.6	Measured	0.177	Measured	1472.5	Measured	Coal	Tangentially-fired	Dry Sorbent Injection	Low NOx Burner Technology w/ Closed-coupled/Separated OFA	Baghouse	Halogenated PAC Sorbent Injection	ARP, CSNOX, CSOSG2E, CSSO2G1, MATS
MI	J H Campbell	1710	1	########	21	1	142	379	Measured	0.257	Calculated	154.5	Measured	0.105	Calculated	257.8	Measured	0.175	Measured	1473.2	Measured	Coal	Tangentially-fired	Dry Sorbent Injection	Low NOx Burner Technology w/ Closed-coupled/Separated OFA	Baghouse	Halogenated PAC Sorbent Injection	ARP, CSNOX, CSOSG2E, CSSO2G1, MATS
MI	J H Campbell	1710	1	########	22	1	143	373.6	Measured	0.255	Calculated	153.9	Measured	0.105	Calculated	259.8	Measured	0.177	Measured	1467.7	Measured	Coal	Tangentially-fired	Dry Sorbent Injection	Low NOx Burner Technology w/ Closed-coupled/Separated OFA	Baghouse	Halogenated PAC Sorbent Injection	ARP, CSNOX, CSOSG2E, CSSO2G1, MATS
MI	J H Campbell	1710	1	########	23	1	142	381.4	Measured	0.262	Calculated	152.5	Measured	0.105	Calculated	257.3	Measured	0.177	Measured	1453.7	Measured	Coal	Tangentially-fired	Dry Sorbent Injection	Low NOx Burner Technology w/ Closed-coupled/Separated OFA	Baghouse	Halogenated PAC Sorbent Injection	ARP, CSNOX, CSOSG2E, CSSO2G1, MATS
MI	J H Campbell	1710	1	########	0	1	142	384.4	Measured	0.261	Calculated	154.6	Measured	0.105	Calculated	262.4	Measured	0.178	Measured	1474.2	Measured	Coal	Tangentially-fired	Dry Sorbent Injection	Low NOx Burner Technology w/ Closed-coupled/Separated OFA	Baghouse	Halogenated PAC Sorbent Injection	ARP, CSNOX, CSOSG2E, CSSO2G1, MATS
MI	J H Campbell	1710	1	########	1	1	142	383.6	Measured	0.26	Calculated	154.8	Measured	0.105	Calculated	262.7	Measured	0.178	Measured	1476.1	Measured	Coal	Tangentially-fired	Dry Sorbent Injection	Low NOx Burner Technology w/ Closed-coupled/Separated OFA	Baghouse	Halogenated PAC Sorbent Injection	ARP, CSNOX, CSOSG2E, CSSO2G1, MATS
MI	J H Campbell	1710	1	########	2	1	142	391.3	Measured	0.265	Calculated	154.7	Measured	0.105	Calculated	265.5	Measured	0.18	Measured	1474.9	Measured	Coal	Tangentially-fired	Dry Sorbent Injection	Low NOx Burner Technology w/ Closed-coupled/Separated OFA	Baghouse	Halogenated PAC Sorbent Injection	ARP, CSNOX, CSOSG2E, CSSO2G1, MATS
MI	J H Campbell	1710	1	########	3	1	142	384.2	Measured	0.263	Calculated	153.2	Measured	0.105	Calculated	254.2	Measured	0.174	Measured	1460.9	Measured	Coal	Tangentially-fired	Dry Sorbent Injection	Low NOx Burner Technology w/ Closed-coupled/Separated OFA	Baghouse	Halogenated PAC Sorbent Injection	ARP, CSNOX, CSOSG2E, CSSO2G1, MATS
MI	J H Campbell	1710	1	########	4	1	142	438	Measured	0.301	Calculated	152.7	Measured	0.105	Calculated	250.4	Measured	0.172	Measured	1455.7	Measured	Coal	Tangentially-fired	Dry Sorbent Injection	Low NOx Burner Technology w/ Closed-coupled/Separated OFA	Baghouse	Halogenated PAC Sorbent Injection	ARP, CSNOX, CSOSG2E, CSSO2G1, MATS
MI	J H Campbell	1710	1	########	5	1	142	425.8	Measured	0.291	Calculated	153.3	Measured	0.105	Calculated	254.4	Measured	0.174	Measured	1461.9	Measured	Coal	Tangentially-fired	Dry Sorbent Injection	Low NOx Burner Technology w/ Closed-coupled/Separated OFA	Baghouse	Halogenated PAC Sorbent Injection	ARP, CSNOX, CSOSG2E, CSSO2G1, MATS
MI	J H Campbell	1710	1	########	6	1	143	383.2	Measured	0.262	Calculated	153.7	Measured	0.105	Calculated	257.9	Measured	0.176	Measured	1465.3	Measured	Coal	Tangentially-fired	Dry Sorbent Injection	Low NOx Burner Technology w/ Closed-coupled/Separated OFA	Baghouse	Halogenated PAC Sorbent Injection	ARP, CSNOX, CSOSG2E, CSSO2G1, MATS
MI	J H Campbell	1710	1	########	7	1	142	368.4	Measured	0.25	Calculated	154.6	Measured	0.105	Calculated	249	Measured	0.169	Measured	1473.6	Measured	Coal	Tangentially-fired	Dry Sorbent Injection	Low NOx Burner Technology w/ Closed-coupled/Separated OFA	Baghouse	Halogenated PAC Sorbent Injection	ARP, CSNOX, CSOSG2E, CSSO2G1, MATS
MI	J H Campbell	1710	1	########	8	1	142	398.5	Measured	0.27	Calculated	154.6	Measured	0.105	Calculated	247.6	Measured	0.168	Measured	1473.7	Measured	Coal	Tangentially-fired	Dry Sorbent Injection	Low NOx Burner Technology w/ Closed-coupled/Separated OFA	Baghouse	Halogenated PAC Sorbent Injection	ARP, CSNOX, CSOSG2E, CSSO2G1, MATS
MI	J H Campbell	1710	1	########	9	1	142	385.6	Measured	0.261	Calculated	154.7	Measured	0.105	Calculated	246.4	Measured	0.167	Measured	1475.5	Measured	Coal	Tangentially-fired	Dry Sorbent Injection	Low NOx Burner Technology w/ Closed-coupled/Separated OFA	Baghouse	Halogenated PAC Sorbent Injection	ARP, CSNOX, CSOSG2E, CSSO2G1, MATS
MI	J H Campbell	1710	1	########	10	1	142	388.8	Measured	0.266	Calculated	153.4	Measured	0.105	Calculated	253.1	Measured	0.173	Measured	1463.1	Measured	Coal	Tangentially-fired	Dry Sorbent Injection	Low NOx Burner Technology w/ Closed-coupled/Separated OFA	Baghouse	Halogenated PAC Sorbent Injection	ARP, CSNOX, CSOSG2E, CSSO2G1, MATS
MI	J H Campbell	1710	1	########	11	1	142	366.9	Measured	0.247	Calculated	155.7	Measured	0.105	Calculated	258.3	Measured	0.174	Measured	1484.5	Measured	Coal	Tangentially-fired	Dry Sorbent Injection	Low NOx Burner Technology w/ Closed-coupled/Separated OFA	Baghouse	Halogenated PAC Sorbent Injection	ARP, CSNOX, CSOSG2E, CSSO2G1, MATS
MI	J H Campbell	1710	1	########	12	1	142	342.9	Measured	0.232	Calculated	155.3	Measured	0.105	Calculated	257.6	Measured	0.174	Measured	1480.5	Measured	Coal	Tangentially-fired	Dry Sorbent Injection	Low NOx Burner Technology w/ Closed-coupled/Separated OFA	Baghouse	Halogenated PAC Sorbent Injection	ARP, CSNOX, CSOSG2E, CSSO2G1, MATS
MI	J H Campbell	1710	1	########	13	1	142	379.2	Measured	0.256	Calculated	155.6	Measured	0.105	Calculated	258.1	Measured	0.174	Measured	1483.3	Measured	Coal	Tangentially-fired	Dry Sorbent Injection	Low NOx Burner Technology w/ Closed-coupled/Separated OFA	Baghouse	Halogenated PAC Sorbent Injection	ARP, CSNOX, CSOSG2E, CSSO2G1, MATS
MI	J H Campbell	1710	1	########	14	1	142	398.2	Measured	0.268	Calculated	155.8	Measured	0.105	Calculated	257	Measured	0.173	Measured	1485.3	Measured	Coal	Tangentially-fired	Dry Sorbent Injection	Low NOx Burner Technology w/ Closed-coupled/Separated OFA	Baghouse	Halogenated PAC Sorbent Injection	ARP, CSNOX, CSOSG2E, CSSO2G1, MATS
MI	J H Campbell	1710	1	########	15	1	142	402.8	Measured	0.271	Calculated	156.1	Measured	0.105	Calculated	256	Measured	0.172	Measured	1488.3	Measured	Coal	Tangentially-

MI	J H Campbell	1710	1	########	13	1	142	383.1	Measured	0.259	Calculated	155.3	Measured	0.105	Calculated	269.5	Measured	0.182	Measured	1480.5	Measured	Coal	Tangentially-fired	Dry Sorbent Injection	Low NOx Burner Technology w/ Closed-coupled/Separated OFA	Baghouse	Halogenated PAC Sorbent Injection	ARP, CSNOX, CSOSG2E, CSSO2G1, MATS
MI	J H Campbell	1710	1	########	14	1	142	380.9	Measured	0.258	Calculated	154.7	Measured	0.105	Calculated	264	Measured	0.179	Measured	1475	Measured	Coal	Tangentially-fired	Dry Sorbent Injection	Low NOx Burner Technology w/ Closed-coupled/Separated OFA	Baghouse	Halogenated PAC Sorbent Injection	ARP, CSNOX, CSOSG2E, CSSO2G1, MATS
MI	J H Campbell	1710	1	########	15	1	142	383.9	Measured	0.26	Calculated	154.7	Measured	0.105	Calculated	261.1	Measured	0.177	Measured	1475.3	Measured	Coal	Tangentially-fired	Dry Sorbent Injection	Low NOx Burner Technology w/ Closed-coupled/Separated OFA	Baghouse	Halogenated PAC Sorbent Injection	ARP, CSNOX, CSOSG2E, CSSO2G1, MATS
MI	J H Campbell	1710	1	########	16	1	142	393.3	Measured	0.266	Calculated	155.1	Measured	0.105	Calculated	255.9	Measured	0.173	Measured	1479.2	Measured	Coal	Tangentially-fired	Dry Sorbent Injection	Low NOx Burner Technology w/ Closed-coupled/Separated OFA	Baghouse	Halogenated PAC Sorbent Injection	ARP, CSNOX, CSOSG2E, CSSO2G1, MATS
MI	J H Campbell	1710	1	########	17	1	142	387.3	Measured	0.262	Calculated	154.8	Measured	0.105	Calculated	258.3	Measured	0.175	Measured	1475.8	Measured	Coal	Tangentially-fired	Dry Sorbent Injection	Low NOx Burner Technology w/ Closed-coupled/Separated OFA	Baghouse	Halogenated PAC Sorbent Injection	ARP, CSNOX, CSOSG2E, CSSO2G1, MATS
MI	J H Campbell	1710	1	########	18	1	142	379.9	Measured	0.257	Calculated	155	Measured	0.105	Calculated	257.1	Measured	0.174	Measured	1477.6	Measured	Coal	Tangentially-fired	Dry Sorbent Injection	Low NOx Burner Technology w/ Closed-coupled/Separated OFA	Baghouse	Halogenated PAC Sorbent Injection	ARP, CSNOX, CSOSG2E, CSSO2G1, MATS
MI	J H Campbell	1710	1	########	19	1	143	383.8	Measured	0.258	Calculated	156	Measured	0.105	Calculated	251.4	Measured	0.169	Measured	1487.3	Measured	Coal	Tangentially-fired	Dry Sorbent Injection	Low NOx Burner Technology w/ Closed-coupled/Separated OFA	Baghouse	Halogenated PAC Sorbent Injection	ARP, CSNOX, CSOSG2E, CSSO2G1, MATS
MI	J H Campbell	1710	1	########	20	1	142	391	Measured	0.263	Calculated	155.9	Measured	0.105	Calculated	266.1	Measured	0.179	Measured	1486.7	Measured	Coal	Tangentially-fired	Dry Sorbent Injection	Low NOx Burner Technology w/ Closed-coupled/Separated OFA	Baghouse	Halogenated PAC Sorbent Injection	ARP, CSNOX, CSOSG2E, CSSO2G1, MATS
MI	J H Campbell	1710	1	########	21	1	142	381	Measured	0.258	Calculated	154.6	Measured	0.105	Calculated	269.7	Measured	0.183	Measured	1474	Measured	Coal	Tangentially-fired	Dry Sorbent Injection	Low NOx Burner Technology w/ Closed-coupled/Separated OFA	Baghouse	Halogenated PAC Sorbent Injection	ARP, CSNOX, CSOSG2E, CSSO2G1, MATS
MI	J H Campbell	1710	1	########	22	1	142	380.6	Measured	0.257	Calculated	155.3	Measured	0.105	Calculated	259.2	Measured	0.175	Measured	1481	Measured	Coal	Tangentially-fired	Dry Sorbent Injection	Low NOx Burner Technology w/ Closed-coupled/Separated OFA	Baghouse	Halogenated PAC Sorbent Injection	ARP, CSNOX, CSOSG2E, CSSO2G1, MATS
MI	J H Campbell	1710	1	########	23	1	142	376.5	Measured	0.257	Calculated	153.8	Measured	0.105	Calculated	253.7	Measured	0.173	Measured	1466.2	Measured	Coal	Tangentially-fired	Dry Sorbent Injection	Low NOx Burner Technology w/ Closed-coupled/Separated OFA	Baghouse	Halogenated PAC Sorbent Injection	ARP, CSNOX, CSOSG2E, CSSO2G1, MATS
MI	J H Campbell	1710	1	########	0	1	142	382	Measured	0.26	Calculated	153.8	Measured	0.105	Calculated	253.7	Measured	0.173	Measured	1466.6	Measured	Coal	Tangentially-fired	Dry Sorbent Injection	Low NOx Burner Technology w/ Closed-coupled/Separated OFA	Baghouse	Halogenated PAC Sorbent Injection	ARP, CSNOX, CSOSG2E, CSSO2G1, MATS
MI	J H Campbell	1710	1	########	1	1	142	382	Measured	0.26	Calculated	154	Measured	0.105	Calculated	252.5	Measured	0.172	Measured	1468.2	Measured	Coal	Tangentially-fired	Dry Sorbent Injection	Low NOx Burner Technology w/ Closed-coupled/Separated OFA	Baghouse	Halogenated PAC Sorbent Injection	ARP, CSNOX, CSOSG2E, CSSO2G1, MATS
MI	J H Campbell	1710	1	########	2	1	142	377.6	Measured	0.257	Calculated	154.4	Measured	0.105	Calculated	253.2	Measured	0.172	Measured	1471.9	Measured	Coal	Tangentially-fired	Dry Sorbent Injection	Low NOx Burner Technology w/ Closed-coupled/Separated OFA	Baghouse	Halogenated PAC Sorbent Injection	ARP, CSNOX, CSOSG2E, CSSO2G1, MATS
MI	J H Campbell	1710	1	########	3	1	142	380	Measured	0.258	Calculated	154.5	Measured	0.105	Calculated	259.3	Measured	0.176	Measured	1473.3	Measured	Coal	Tangentially-fired	Dry Sorbent Injection	Low NOx Burner Technology w/ Closed-coupled/Separated OFA	Baghouse	Halogenated PAC Sorbent Injection	ARP, CSNOX, CSOSG2E, CSSO2G1, MATS
MI	J H Campbell	1710	1	########	4	1	143	384.7	Measured	0.264	Calculated	153	Measured	0.105	Calculated	264.1	Measured	0.181	Measured	1459	Measured	Coal	Tangentially-fired	Dry Sorbent Injection	Low NOx Burner Technology w/ Closed-coupled/Separated OFA	Baghouse	Halogenated PAC Sorbent Injection	ARP, CSNOX, CSOSG2E, CSSO2G1, MATS
MI	J H Campbell	1710	1	########	5	1	142	385.6	Measured	0.263	Calculated	153.9	Measured	0.105	Calculated	255.4	Measured	0.174	Measured	1467.7	Measured	Coal	Tangentially-fired	Dry Sorbent Injection	Low NOx Burner Technology w/ Closed-coupled/Separated OFA	Baghouse	Halogenated PAC Sorbent Injection	ARP, CSNOX, CSOSG2E, CSSO2G1, MATS
MI	J H Campbell	1710	1	########	6	1	142	381	Measured	0.258	Calculated	154.6	Measured	0.105	Calculated	265.3	Measured	0.18	Measured	1474.1	Measured	Coal	Tangentially-fired	Dry Sorbent Injection	Low NOx Burner Technology w/ Closed-coupled/Separated OFA	Baghouse	Halogenated PAC Sorbent Injection	ARP, CSNOX, CSOSG2E, CSSO2G1, MATS
MI	J H Campbell	1710	1	########	7	1	142	386.8	Measured	0.26	Calculated	155.8	Measured	0.105	Calculated	264.5	Measured	0.178	Measured	1485.7	Measured	Coal	Tangentially-fired	Dry Sorbent Injection	Low NOx Burner Technology w/ Closed-coupled/Separated OFA	Baghouse	Halogenated PAC Sorbent Injection	ARP, CSNOX, CSOSG2E, CSSO2G1, MATS
MI	J H Campbell	1710	1	########	8	1	143	383.1	Measured	0.26	Calculated	154.6	Measured	0.105	Calculated	262.4	Measured	0.178	Measured	1474.1	Measured	Coal	Tangentially-fired	Dry Sorbent Injection	Low NOx Burner Technology w/ Closed-coupled/Separated OFA	Baghouse	Halogenated PAC Sorbent Injection	ARP, CSNOX, CSOSG2E, CSSO2G1, MATS
MI	J H Campbell	1710	1	########	9	1	142	384.2	Measured	0.26	Calculated	155	Measured	0.105	Calculated	257.1	Measured	0.174	Measured	1477.4	Measured	Coal	Tangentially-fired	Dry Sorbent Injection	Low NOx Burner Technology w/ Closed-coupled/Separated OFA	Baghouse	Halogenated PAC Sorbent Injection	ARP, CSNOX, CSOSG2E, CSSO2G1, MATS
MI	J H Campbell	1710	1	########	10	1	143	384.7	Measured	0.262	Calculated	153.7	Measured	0.105	Calculated	256.5	Measured	0.175	Measured	1465.6	Measured	Coal	Tangentially-fired	Dry Sorbent Injection	Low NOx Burner Technology w/ Closed-coupled/Separated OFA	Baghouse	Halogenated PAC Sorbent Injection	ARP, CSNOX, CSOSG2E, CSSO2G1, MATS
MI	J H Campbell	1710	1	########	11	1	142	403.8	Measured	0.274	Calculated	154.8	Measured	0.105	Calculated	249.5	Measured	0.169	Measured	1476.4	Measured	Coal	Tangentially-fired	Dry Sorbent Injection	Low NOx Burner Technology w/ Closed-coupled/Separated OFA	Baghouse	Halogenated PAC Sorbent Injection	ARP, CSNOX, CSOSG2E, CSSO2G1, MATS
MI	J H Campbell	1710	1	########	12	1	142	417.9	Measured	0.283	Calculated	155	Measured	0.105	Calculated	257.1	Measured	0.174	Measured	1477.6	Measured	Coal	Tangentially-fired	Dry Sorbent Injection	Low NOx Burner Technology w/ Closed-coupled/Separated OFA	Baghouse	Halogenated PAC Sorbent Injection	ARP, CSNOX, CSOSG2E, CSSO2G1, MATS
MI	J H Campbell	1710	1	########	13	1	142	404.7	Measured	0.274	Calculated	155	Measured	0.105	Calculated	258.7	Measured	0.175	Measured	1478.2	Measured	Coal	Tangentially-fired	Dry Sorbent Injection	Low NOx Burner Technology w/ Closed-coupled/Separated OFA	Baghouse	Halogenated PAC Sorbent Injection	ARP, CSNOX, CSOSG2E, CSSO2G1, MATS
MI	J H Campbell	1710	1	########	14	1	143	390.8	Measured	0.261	Calculated	156.9	Measured	0.105	Calculated	255.9	Measured	0.171	Measured	1496.2	Measured	Coal	Tangentially-fired	Dry Sorbent Injection	Low NOx Burner Technology w/ Closed-coupled/Separated OFA	Baghouse	Halogenated PAC Sorbent Injection	ARP, CSNOX, CSOSG2E, CSSO2G1, MATS
MI	J H Campbell	1710	1	########	15	1	142	399.8	Measured	0.267	Calculated	157	Measured	0.105	Calculated	257.5	Measured	0.172	Measured	1497	Measured	Coal	Tangentially-fired	Dry Sorbent Injection	Low NOx Burner Technology w/ Closed-coupled/Separated OFA	Baghouse	Halogenated PAC Sorbent Injection	ARP, CSNOX, CSOSG2E, CSSO2G1, MATS
MI	J H Campbell	1710	1	########	16	1	142	407.6	Measured	0.274	Calculated	156	Measured	0.105	Calculated	261.7	Measured	0.176	Measured	1487.2	Measured	Coal	Tangentially-fired	Dry Sorbent Injection	Low NOx Burner Technology w/ Closed-coupled/Separated OFA	Baghouse	Halogenated PAC Sorbent Injection	ARP, CSNOX, CSOSG2E, CSSO2G1, MATS
MI	J H Campbell	1710	1	########	17	1	143	400.5	Measured	0.268	Calculated	156.5	Measured	0.105	Calculated	259.6	Measured	0.174	Measured	1492	Measured	Coal	Tangentially-fired	Dry Sorbent Injection	Low NOx Burner Technology w/ Closed-coupled/Separated OFA	Baghouse	Halogenated PAC Sorbent Injection	ARP, CSNOX, CSOSG2E, CSSO2G1, MATS
MI	J H Campbell	1710	1	########	18	1	142	393.3	Measured	0.267	Calculated	154.7	Measured	0.105	Calculated	249.2	Measured	0.169	Measured	1474.7	Measured	Coal	Tangentially-fired	Dry Sorbent Injection	Low NOx Burner Technology w/ Closed-coupled/Separated OFA	Baghouse	Halogenated PAC Sorbent Injection	ARP, CSNOX, CSOSG2E, CSSO2G1, MATS
MI	J H Campbell	1710	1	########	19	1	142	391.4	Measured	0.262	Calculated	156.5	Measured	0.105	Calculated	249.2	Measured	0.167	Measured	1492.4	Measured	Coal	Tangentially-fired	Dry Sorbent Injection	Low NOx Burner Technology w/ Closed-coupled/Separated OFA	Baghouse	Halogenated PAC Sorbent Injection	ARP, CSNOX, CSOSG2E, CSSO2G1, MATS
MI	J H Campbell	1710	1	########	20	1	142	380.4	Measured	0.255	Calculated	156.5	Measured	0.105	Calculated	249.1	Measured	0.167	Measured	1491.9	Measured	Coal	Tangentially-fired	Dry Sorbent Injection	Low NOx Burner Technology w/ Closed-coupled/Separated OFA	Baghouse	Halogenated PAC Sorbent Injection	ARP, CSNOX, CSOSG2E, CSSO2G1, MATS
MI	J H Campbell	1710	1	########	21	1	142	372.7	Measured	0.251	Calculated	155.8	Measured	0.105	Calculated	254.1	Measured	0.171	Measured	1485.9	Measured	Coal	Tangentially-fired	Dry Sorbent Injection	Low NOx Burner Technology w/ Closed-coupled/Separated OFA	Baghouse	Halogenated PAC Sorbent Injection	ARP, CSNOX, CSOSG2E, CSSO2G1, MATS
MI	J H Campbell	1710	1	########	22	1	142	379.6	Measured	0.256	Calculated	155.7	Measured	0.105	Calculated	265.8	Measured	0.179	Measured	1484.8	Measured	Coal	Tangentially-fired	Dry Sorbent Injection	Low NOx Burner Technology w/ Closed-coupled/Separated OFA	Baghouse	Halogenated PAC Sorbent Injection	ARP, CSNOX, CSOSG2E, CSSO2G1, MATS
MI	J H Campbell	1710	1	########	23	1	142	378.4	Measured	0.255	Calculated	155.7	Measured	0.105	Calculated	267.3	Measured	0.18	Measured	1485	Measured	Coal	Tangentially-fired	Dry Sorbent Injection	Low NOx Burner Technology w/ Closed-coupled/Separated OFA	Baghouse	Halogenated PAC Sorbent Injection	ARP, CSNOX, CSOSG2E, CSSO2G1, MATS
MI	J H Campbell	1710	1	########	0	1	142	576.6	Measured	0.389	Calculated	155.6	Measured	0.105	Calculated	268.6	Measured	0.181	Measured	1483.9	Measured	Coal	Tangentially-fired	Dry Sorbent Injection	Low NOx Burner Technology w/ Closed-coupled/Separated OFA	Baghouse	Halogenated PAC Sorbent Injection	ARP, CSNOX, CSOSG2E, CSSO2G1, MATS
MI	J H Campbell	1710	1	########	1	1	142	449.6	Measured	0.302	Calculated	156	Measured	0.105	Calculated	255.8	Measured	0.172	Measured	1487	Measured	Coal	Tangentially-fired	Dry Sorbent Injection	Low NOx Burner Technology w/ Closed-coupled/Separated OFA	Baghouse	Halogenated PAC Sorbent Injection	ARP, CSNOX, CSOSG2E, CSSO2G1, MATS
MI	J H Campbell	1710	1	########	2	1	142	373.5	Measured	0.252	Calculated	155.6	Measured	0.105	Calculated	249.3	Measured	0.168	Measured	1483.9	Measured	Coal	Tangentially-fired	Dry Sorbent Injection	Low NOx Burner Technology w/ Closed-coupled/Separated OFA	Baghouse	Halogenated PAC Sorbent Injection	ARP, CSNOX, CSOSG2E, CSSO2G1, MATS
MI	J H Campbell	1710	1	########	3	1	142	370.9	Measured	0.251	Calculated	154.9	Measured	0.105	Calculated	242.2	Measured	0.164	Measured	1476.7	Measured	Coal	Tangentially-fired	Dry Sorbent Injection	Low NOx Burner Technology w/ Closed-coupled/Separated OFA	Baghouse	Halogenated PAC Sorbent Injection	ARP, CSNOX, CSOSG2E, CSSO2G1, MATS
MI	J H Campbell	1710	1	########	4	1	143	381.9	Measured	0.261	Calculated	153.7	Measured	0.105	Calculated	240.3	Measured	0.164	Measured	1465.3	Measured	Coal	Tangentially-fired	Dry Sorbent Injection	Low NOx Burner Technology w/ Closed-coupled/Separated OFA	Baghouse	Halogenated PAC Sorbent Injection	ARP, CSNOX, CSOSG2E, CSSO2G1, MATS
MI	J H Campbell	1710	1	########	5	1	142	384.9	Measured	0.26	Calculated	155.5	Measured	0.105	Calculated	246.1	Measured	0.166	Measured	1482.4	Measured	Coal	Tangentially-fired	Dry Sorbent Injection	Low NOx Burner Technology w/ Closed-coupled/Separated OFA	Baghouse	Halogenated PAC Sorbent Injection	ARP, CSNOX, CSOSG2E, CSSO2G1, MATS
MI	J H Campbell	1710	1	########	6	1	142	380.5	Measured	0.256	Calculated	155.7	Measured	0.105	Calculated	246.5	Measured	0.166	Measured	1484.9	Measured	Coal	Tangentially-fired	Dry Sorbent Injection	Low NOx Burner Technology w/ Closed-coupled/Separated OFA	Baghouse	Halogenated PAC Sorbent Injection	ARP, CSNOX, CSOSG2E, CSSO2G1, MATS
MI	J H Campbell	1710	1	########	7	1	142	382.6	Measured	0.258	Calculated	155.2	Measured	0.105	Calculated	250.2	Measured	0.169	Measured	1480.2	Measured	Coal	Tangentially-fired	Dry Sorbent Injection	Low NOx Burner Technology w/ Closed-coupled/Separated OFA	Baghouse	Halogenated PAC Sorbent Injection	ARP, CSNOX, CSOSG2E, CSSO2G1, MATS
MI	J H Campbell	1710	1	########	8	1	142	396.5	Measured	0.268	Calculated	155.5	Measured	0.105	Calculated	250.5	Measured	0.169	Measured	1482.2	Measured	Coal	Tangentially-fired	Dry Sorbent Injection	Low NOx Burner Technology w/ Closed-coupled/Separated OFA	Baghouse	Halogenated PAC Sorbent Injection	ARP, CSNOX, CSOSG2E, CSSO2G1, MATS
MI	J H Campbell	1710	1	########	9	1	142	395.4	Measured	0.266	Calculated	156.2	Measured	0.105	Calculated	248.7	Measured	0.167	Measured	1489.1	Measured	Coal	Tangentially-fired	Dry Sorbent Injection	Low NOx Burner Technology w/ Closed-coupled/Separated OFA	Baghouse	Halogenated PAC Sorbent Injection	ARP, CSNOX, CSOSG2E, CSSO2G1, MATS
MI	J H Campbell	1710	1	########	10	1	142	379.6	Measured	0.258	Calculated	154.4	Measured	0.105	Calculated	244.3	Measured	0.166	Measured	1471.9	Measured	Coal	Tangentially-fired	Dry Sorbent Injection	Low NOx Burner Technology w/ Closed-coupled/Separated OFA	Baghouse	Halogenated PAC Sorbent Injection	ARP, CSNOX, CSOSG2E, CSSO2G1, MATS
MI	J H Campbell	1710	1	########	11	1	142	364.6	Measured	0.247	Calculated	154.9	Measured	0.105	Calculated	248.1	Measured	0.168	Measured	1476.9	Measured	Coal	Tangentially-fired	Dry Sorbent Injection	Low NOx Burner Technology w/ Closed-coupled/Separated OFA	Baghouse	Halogenated PAC Sorbent Injection	ARP, CSNOX, CSOSG2E, CSSO2G1, MATS
MI	J H Campbell	1710	1	########	12	1	142	361.2	Measured	0.244	Calculated	155.4	Measured	0.105	Calculated	253.4	Measured	0.171	Measured	1481.7	Measured	Coal	Tangentially-fired	Dry Sorbent Injection	Low NOx Burner Technology w/ Closed-coupled/Separated OFA	Baghouse	Halogenated PAC Sorbent Injection	ARP, CSNOX, CSOSG2E, CSSO2G1, MATS
MI	J H Campbell	1710	1	########	13	1	143	382.9	Measured	0.258	Calculated	155.5	Measured	0.105	Calculated	266.9	Measured	0.18	Measured	1482.7	Measured	Coal	Tangentially-fired	Dry Sorbent Injection	Low NOx Burner Technology w/ Closed-coupled/Separated OFA	Baghouse	Halogenated PAC Sorbent Injection	ARP, CSNOX, CSOSG2E, CSSO2G1, MATS
MI	J H Campbell	1710	1	########	14	1	143	389.6	Measured	0.262	Calculated	156	Measured	0.105	Calculated	267.8	Measured	0.18	Measured	1487.7	Measured	Coal	Tangentially-fired	Dry Sorbent Injection	Low NOx Burner Technology w/ Closed-coupled/Separated OFA	Baghouse	Halogenated PAC Sorbent Injection	ARP, CSNOX, CSOSG2E, CSSO2G1, MATS
MI	J H Campbell	1710	1	########	15	1	142	389.7	Measured	0.262	Calculated	155.7	Measured	0.105	Calculated	261.3	Measured	0.176	Measured	1484.8	Measured	Coal	Tangentially-fired	Dry Sorbent Injection	Low NOx Burner Technology w/ Closed-coupled/Separated OFA	Baghouse	Halogenated PAC Sorbent Injection	ARP, CSNOX, CSOSG2E, CSSO2G1, MATS
MI	J H Campbell	1710	1	########	16	1	142	387.1	Measured	0.26	Calculated	155.9	Measured	0.105	Calculated	257.1	Measured	0.173	Measured	1486.3	Measured	Coal	Tangentially-fired	Dry Sorbent Injection	Low NOx Burner Technology w/ Closed-coupled/Separated OFA	Baghouse	Halogenated PAC Sorbent Injection	ARP, CSNOX, CSOSG2E, CSSO2G1, MATS
MI	J H Campbell	1710	1	########	17	1	142	384.5	Measured	0.259	Calculated	155.7	Measured	0.105	Calculated	259.8	Measured	0.175	Measured	1484.4	Measured	Coal	Tangentially-fired	Dry Sorbent Injection	Low NOx Burner Technology w/ Closed-coupled/Separated OFA	Baghouse	Halogenated PAC Sorbent Injection	ARP, CSNOX, CSOSG2E, CSSO2G1, MATS
MI	J H Campbell	1710	1	########	18	1	142	389.7	Measured	0.261	Calculated	156.8	Measured	0.105	Calculated	255.7	Measured	0.171	Measured	1495.4	Measured	Coal	Tangentially-fired	Dry Sorbent Injection	Low NOx Burner Technology w/ Closed-coupled/Separated OFA	Baghouse	Halogenated PAC Sorbent Injection	ARP, CSNOX, CSOSG2E, CSSO2G1, MATS
MI	J H Campbell	1710	1	########	19	1	142	391.9	Measured	0.263	Calculated	156.4	Measured	0.105	Calculated	250.5	Measured	0.168	Measured	1491	Measured	Coal	Tangentially-fired	Dry Sorbent Injection	Low NOx Burner Technology w/ Closed-coupled/Separated OFA	Baghouse	Halogenated PAC Sorbent Injection	ARP, CSNOX, CSOSG2E, CSSO2G1, MATS
MI	J H Campbell	1710	1	########	20	1	142	396.8	Measured	0.265	Calculated	156.8	Measured	0.105	Calculated	257.2	Measured	0.172	Measured	1495.2	Measured	Coal	Tangentially-fired	Dry Sorbent Injection	Low NOx Burner Technology w/ Closed-coupled/Separated OFA	Baghouse	Halogenated PAC Sorbent Injection	ARP, CSNOX, CSOSG2E, CSSO2G1, MATS
MI	J H Campbell	1710	1	########	21	1	142	397.4	Measured	0.269	Calculated	154.8	Measured	0.105	Calculated	268.7	Measured	0.182	Measured	1476.4	Measured	Coal	Tangentially-fired	Dry Sorbent Injection	Low NOx Burner Technology w/ Closed-coupled/Separated OFA	Baghouse	Halogenated PAC Sorbent Injection	ARP, CSNOX, CSOSG2E, CSSO2G1, MATS
MI	J H Campbell	1710	1	########	22	1	129	315	Measured	0.237	Calculated	139.4	Measured	0.105	Calculated	236.6	Measured	0.178	Measured	1329.1	Measured	Coal	Tangentially-fired	Dry Sorbent Injection	Low NOx Burner Technology w/ Closed-coupled/Separated OFA	Baghouse	Halogenated PAC Sorbent Injection	ARP, CSNOX, CSOSG2E, CSSO2G1, MATS
MI	J H Campbell	1710	1	########	23	1	133	354.2	Measured	0.258	Calculated	144.1	Measured	0.105	Calculated	243.2	Measured	0.177	Measured	1374.1	Measured	Coal	Tangentially-fired	Dry Sorbent Injection	Low NOx Burner Technology w/ Closed-coupled/Separated OFA	Baghouse	Halogenated PAC Sorbent Injection	ARP, CSNOX, CSOSG2E, CSSO2G1, MATS
MI	J H Campbell	1710	1	########	0	1	132	363	Measured	0.267	Calculated	142.6	Measured	0.105	Calculated	246.1	Measured	0.181	Measured	1359.6	Measured	Coal	Tangentially-fired	Dry Sorbent Injection	Low NOx Burner Technology w/ Closed-coupled/Separated OFA	Baghouse	Halogenated PAC Sorbent Injection	ARP, CSNOX, CSOSG2E, CSSO2G1, MATS
MI	J H Campbell	1710	1	########	1	1	132	359.5	Measured	0.265	Calculated	142.5	Measured	0.105	Calculated	244.5	Measured	0.18	Measured	1358.5	Measured	Coal	Tangentially-fired	Dry Sorbent Injection	Low NOx Burner Technology w/ Closed-coupled/Separated OFA	Baghouse	Halogenated PAC Sorbent Injection	ARP, CSNOX, CSOSG2E, CSSO2G1, MATS
MI	J H Campbell	1710	1	########	2	1	132	340	Measured	0.251	Calculated	142	Measured	0.105	Calculated	242.4	Measured	0.179	Measured	1354	Measured	Coal	Tangentially-fired	Dry Sorbent Injection	Low NOx Burner Technology w/ Closed-coupled/Separated OFA	Baghouse	Halogenated PAC Sorbent Injection	ARP, CSNOX, CSOSG2E, CSSO2G1, MATS
MI	J H Campbell	1710	1	########	3	1	132	340.9	Measured	0.249	Calculated	143.4	Measured	0.105	Calculated	239.3	Measured	0.175	Measured	1367.5	Measured	Coal	Tangentially-fired	Dry Sorbent Injection	Low NOx Burner Technology w/ Closed-coupled/Separated OFA	Baghouse	Halogenated PAC Sorbent Injection	ARP, CSNOX, CSOSG2E, CSSO2G1, MATS
MI	J H Campbell	1710	1	########	4	1	132	351.7	Measured	0.262	Calculated	140.7	Measured	0.105	Calculated	240.1	Measured	0.179	Measured	1341.5	Measured	Coal	Tangentially-fired	Dry Sorbent Injection	Low NOx Burner Technology w/ Closed-coupled/Separated OFA	Baghouse	Halogenated PAC Sorbent Injection	ARP, CSNOX, CSOSG2E, CSSO2G1, MATS
MI	J H Campbell	1710	1	########	5	1	132	365.7	Measured	0.268	Calculated	143.4	Measured	0.105	Calculated	244.7	Measured	0.179	Measured	1366.9	Measured	Coal	Tangentially-fired	Dry Sorbent Injection	Low NOx Burner Technology w/ Closed-coupled/Separated OFA	Baghouse	Halogenated PAC Sorbent Injection	ARP, CSNOX, CSOSG2E, CSSO2G1, MATS
MI	J H Campbell	1710	1	########	6	1	132	356.5	Measured	0.26	Calculated	144	Measured	0.105	Calculated	245.8	Measured	0.179	Measured	1373.2	Measured	Coal	Tangentially-fired	Dry Sorbent Injection	Low NOx Burner Technology w/ Closed-coupled/Separated OFA	Baghouse	Halogenated PAC Sorbent Injection	ARP, CSNOX, CSOSG2E, CSSO2G1, MATS
MI	J H Campbell	1710	1	########	7	1	132	357.7	Measured	0.263	Calculated	142.6	Measured	0.105	Calculated	246.1	Measured	0.181	Measured	1359.5	Measured	Coal	Tangentially-fired	Dry Sorbent Injection	Low NOx Burner Technology w/ Closed-coupled/Separated OFA	Baghouse	Halogenated PAC Sorbent Injection	ARP, CSNOX, CSOSG2E, CSSO2G1, MATS
MI	J H Campbell	1710	1	########	8	1	132	356.3	Measured	0.261	Calculated	143.4	Measured	0.105	Calculated	240.6	Measured	0.176	Measured	1366.8	Measured	Coal	Tangentially-fired	Dry Sorbent Injection	Low NOx Burner Technology w/ Closed-coupled/Separated OFA	Baghouse	Halogenated PAC Sorbent Injection	ARP, CSNOX, CSOSG2E, CSSO2G1, MATS
MI	J H Campbell	1710	1	########	9	1	132	350.9	Measured	0.257	Calculated	143.1	Measured	0.105	Calculated	237.3	Measured	0.174	Measured	1364	Measured	Coal	Tangentially-fired	Dry Sorbent Injection	Low NOx Burner Technology w/ Closed-coupled/Separated OFA	Baghouse	Halogenated PAC Sorbent Injection	ARP, CSNOX, CSOSG2E, CSSO2G1, MATS
MI	J H Campbell	1710	1	########	10	1	132	351.7	Measured	0.259	Calculated	142.4	Measured	0.105	Calculated	230.8	Measured	0.17	Measured	1357.8	Measured	Coal	Tangentially-fired	Dry Sorbent Injection	Low NOx Burner Technology w/ Closed-coupled/Separated OFA	Baghouse	Halogenated PAC Sorbent Injection	ARP, CSNOX, CSOSG2E, CSSO2G1, MATS
MI	J H Campbell	1710	1	########	11	1	132	335.7	Measured	0.246	Calculated	143	Measured	0.105	Calculated	241.4	Measured	0.177	Measured	1363.9	Measured	Coal	Tangentially-fired	Dry Sorbent Injection	Low NOx Burner Technology w/ Closed-coupled/Separated OFA	Baghouse	Halogenated PAC Sorbent Injection	ARP, CSNOX, CSOSG2E, CSSO2G1, MATS
MI	J H Campbell	1710	1	########	12	1	132	350.8	Measured	0.257	Calculated	143	Measured	0.105	Calculated	246.8	Measured	0.181	Measured	1363.5	Measured	Coal	Tangentially-fired	Dry Sorbent Injection	Low NOx Burner Technology w/ Closed-coupled/Separated OFA	Baghouse	Halogenated PAC Sorbent Injection	ARP, CSNOX, CSOSG2E, CSSO2G1, MATS
MI	J H Campbell	1710	1	########	13	1	132	354.3	Measured	0.261	Calculated	142.4	Measured	0.105	Calculated	247.1	Measured	0.182	Measured	1357.6	Measured	Coal	Tangentially-fired	Dry Sorbent Injection	Low NOx Burner Technology w/ Closed-coupled/Separated OFA	Baghouse	Halogenated PAC Sorbent Injection	ARP, CSNOX, CSOSG2E, CSSO2G1, MATS
MI	J H Campbell	1710	1	########	14	1	134	382.1	Measured	0.274	Calculated	146.4	Measured	0.105	Calculated	286.2	Measured	0.205	Measured	1395.9	Measured	Coal	Tangentially-fired	Dry Sorbent Injection	Low NOx Burner Technology w/ Closed-

MI	J H Campbell	1710	1	########	12	1	182	511.4	Measured	0.272	Calculated	197.2	Measured	0.105	Calculated	252	Measured	0.134	Measured	1880.3	Measured	Coal	Tangentially-fired	Dry Sorbent Injection	Low NOx Burner Technology w/ Closed-coupled/Separated OFA	Baghouse	Halogenated PAC Sorbent Injection	ARP, CSNOX, CSOSG2E, CSSO2G1, MATS
MI	J H Campbell	1710	1	########	13	1	194	481.6	Measured	0.243	Calculated	208.3	Measured	0.105	Calculated	274.1	Measured	0.138	Measured	1985.9	Measured	Coal	Tangentially-fired	Dry Sorbent Injection	Low NOx Burner Technology w/ Closed-coupled/Separated OFA	Baghouse	Halogenated PAC Sorbent Injection	ARP, CSNOX, CSOSG2E, CSSO2G1, MATS
MI	J H Campbell	1710	1	########	14	1	176	446.7	Measured	0.246	Calculated	190.7	Measured	0.105	Calculated	258.2	Measured	0.142	Measured	1818.1	Measured	Coal	Tangentially-fired	Dry Sorbent Injection	Low NOx Burner Technology w/ Closed-coupled/Separated OFA	Baghouse	Halogenated PAC Sorbent Injection	ARP, CSNOX, CSOSG2E, CSSO2G1, MATS
MI	J H Campbell	1710	1	########	15	1	195	543.9	Measured	0.27	Calculated	210.9	Measured	0.105	Calculated	271.5	Measured	0.135	Measured	2010.9	Measured	Coal	Tangentially-fired	Dry Sorbent Injection	Low NOx Burner Technology w/ Closed-coupled/Separated OFA	Baghouse	Halogenated PAC Sorbent Injection	ARP, CSNOX, CSOSG2E, CSSO2G1, MATS
MI	J H Campbell	1710	1	########	16	1	195	511.3	Measured	0.258	Calculated	208	Measured	0.105	Calculated	277.7	Measured	0.14	Measured	1983.6	Measured	Coal	Tangentially-fired	Dry Sorbent Injection	Low NOx Burner Technology w/ Closed-coupled/Separated OFA	Baghouse	Halogenated PAC Sorbent Injection	ARP, CSNOX, CSOSG2E, CSSO2G1, MATS
MI	J H Campbell	1710	1	########	17	1	195	527.4	Measured	0.267	Calculated	206.9	Measured	0.105	Calculated	274.3	Measured	0.139	Measured	1973.2	Measured	Coal	Tangentially-fired	Dry Sorbent Injection	Low NOx Burner Technology w/ Closed-coupled/Separated OFA	Baghouse	Halogenated PAC Sorbent Injection	ARP, CSNOX, CSOSG2E, CSSO2G1, MATS
MI	J H Campbell	1710	1	########	18	1	195	521.6	Measured	0.263	Calculated	208.1	Measured	0.105	Calculated	271.8	Measured	0.137	Measured	1984.2	Measured	Coal	Tangentially-fired	Dry Sorbent Injection	Low NOx Burner Technology w/ Closed-coupled/Separated OFA	Baghouse	Halogenated PAC Sorbent Injection	ARP, CSNOX, CSOSG2E, CSSO2G1, MATS
MI	J H Campbell	1710	1	########	19	1	194	505.8	Measured	0.256	Calculated	206.9	Measured	0.105	Calculated	274.3	Measured	0.139	Measured	1973.1	Measured	Coal	Tangentially-fired	Dry Sorbent Injection	Low NOx Burner Technology w/ Closed-coupled/Separated OFA	Baghouse	Halogenated PAC Sorbent Injection	ARP, CSNOX, CSOSG2E, CSSO2G1, MATS
MI	J H Campbell	1710	1	########	20	1	195	510.5	Measured	0.259	Calculated	206.7	Measured	0.105	Calculated	279.8	Measured	0.142	Measured	1970.5	Measured	Coal	Tangentially-fired	Dry Sorbent Injection	Low NOx Burner Technology w/ Closed-coupled/Separated OFA	Baghouse	Halogenated PAC Sorbent Injection	ARP, CSNOX, CSOSG2E, CSSO2G1, MATS
MI	J H Campbell	1710	1	########	21	1	194	513.7	Measured	0.263	Calculated	205.1	Measured	0.105	Calculated	285.5	Measured	0.146	Measured	1955.6	Measured	Coal	Tangentially-fired	Dry Sorbent Injection	Low NOx Burner Technology w/ Closed-coupled/Separated OFA	Baghouse	Halogenated PAC Sorbent Injection	ARP, CSNOX, CSOSG2E, CSSO2G1, MATS
MI	J H Campbell	1710	1	########	22	1	195	504.7	Measured	0.257	Calculated	206.2	Measured	0.105	Calculated	285.1	Measured	0.145	Measured	1966.1	Measured	Coal	Tangentially-fired	Dry Sorbent Injection	Low NOx Burner Technology w/ Closed-coupled/Separated OFA	Baghouse	Halogenated PAC Sorbent Injection	ARP, CSNOX, CSOSG2E, CSSO2G1, MATS
MI	J H Campbell	1710	1	########	23	1	194	511.3	Measured	0.26	Calculated	206.3	Measured	0.105	Calculated	285.3	Measured	0.145	Measured	1967.3	Measured	Coal	Tangentially-fired	Dry Sorbent Injection	Low NOx Burner Technology w/ Closed-coupled/Separated OFA	Baghouse	Halogenated PAC Sorbent Injection	ARP, CSNOX, CSOSG2E, CSSO2G1, MATS
MI	J H Campbell	1710	1	########	0	1	194	523.8	Measured	0.268	Calculated	205	Measured	0.105	Calculated	285.4	Measured	0.146	Measured	1954.6	Measured	Coal	Tangentially-fired	Dry Sorbent Injection	Low NOx Burner Technology w/ Closed-coupled/Separated OFA	Baghouse	Halogenated PAC Sorbent Injection	ARP, CSNOX, CSOSG2E, CSSO2G1, MATS
MI	J H Campbell	1710	1	########	1	1	195	523.7	Measured	0.268	Calculated	204.9	Measured	0.105	Calculated	283.3	Measured	0.145	Measured	1954.1	Measured	Coal	Tangentially-fired	Dry Sorbent Injection	Low NOx Burner Technology w/ Closed-coupled/Separated OFA	Baghouse	Halogenated PAC Sorbent Injection	ARP, CSNOX, CSOSG2E, CSSO2G1, MATS
MI	J H Campbell	1710	1	########	2	1	195	514.3	Measured	0.263	Calculated	204.9	Measured	0.105	Calculated	279.4	Measured	0.143	Measured	1954	Measured	Coal	Tangentially-fired	Dry Sorbent Injection	Low NOx Burner Technology w/ Closed-coupled/Separated OFA	Baghouse	Halogenated PAC Sorbent Injection	ARP, CSNOX, CSOSG2E, CSSO2G1, MATS
MI	J H Campbell	1710	1	########	3	1	195	507.7	Measured	0.261	Calculated	204.2	Measured	0.105	Calculated	286.3	Measured	0.147	Measured	1947.4	Measured	Coal	Tangentially-fired	Dry Sorbent Injection	Low NOx Burner Technology w/ Closed-coupled/Separated OFA	Baghouse	Halogenated PAC Sorbent Injection	ARP, CSNOX, CSOSG2E, CSSO2G1, MATS
MI	J H Campbell	1710	1	########	4	1	195	496.9	Measured	0.259	Calculated	201.5	Measured	0.105	Calculated	282.4	Measured	0.147	Measured	1920.9	Measured	Coal	Tangentially-fired	Dry Sorbent Injection	Low NOx Burner Technology w/ Closed-coupled/Separated OFA	Baghouse	Halogenated PAC Sorbent Injection	ARP, CSNOX, CSOSG2E, CSSO2G1, MATS
MI	J H Campbell	1710	1	########	5	1	195	416.2	Measured	0.213	Calculated	204.9	Measured	0.105	Calculated	283.3	Measured	0.145	Measured	1953.9	Measured	Coal	Tangentially-fired	Dry Sorbent Injection	Low NOx Burner Technology w/ Closed-coupled/Separated OFA	Baghouse	Halogenated PAC Sorbent Injection	ARP, CSNOX, CSOSG2E, CSSO2G1, MATS
MI	J H Campbell	1710	1	########	6	1	195	429.9	Measured	0.221	Calculated	204.2	Measured	0.105	Calculated	292.1	Measured	0.15	Measured	1947.1	Measured	Coal	Tangentially-fired	Dry Sorbent Injection	Low NOx Burner Technology w/ Closed-coupled/Separated OFA	Baghouse	Halogenated PAC Sorbent Injection	ARP, CSNOX, CSOSG2E, CSSO2G1, MATS
MI	J H Campbell	1710	1	########	7	1	195	493.6	Measured	0.252	Calculated	205.3	Measured	0.105	Calculated	303.5	Measured	0.155	Measured	1957.8	Measured	Coal	Tangentially-fired	Dry Sorbent Injection	Low NOx Burner Technology w/ Closed-coupled/Separated OFA	Baghouse	Halogenated PAC Sorbent Injection	ARP, CSNOX, CSOSG2E, CSSO2G1, MATS
MI	J H Campbell	1710	1	########	8	1	195	563.4	Measured	0.286	Calculated	206.3	Measured	0.105	Calculated	310.8	Measured	0.158	Measured	1966.9	Measured	Coal	Tangentially-fired	Dry Sorbent Injection	Low NOx Burner Technology w/ Closed-coupled/Separated OFA	Baghouse	Halogenated PAC Sorbent Injection	ARP, CSNOX, CSOSG2E, CSSO2G1, MATS
MI	J H Campbell	1710	1	########	9	1	194	496	Measured	0.254	Calculated	204.8	Measured	0.105	Calculated	304.7	Measured	0.156	Measured	1952.9	Measured	Coal	Tangentially-fired	Dry Sorbent Injection	Low NOx Burner Technology w/ Closed-coupled/Separated OFA	Baghouse	Halogenated PAC Sorbent Injection	ARP, CSNOX, CSOSG2E, CSSO2G1, MATS
MI	J H Campbell	1710	1	########	10	1	163	419.4	Measured	0.255	Calculated	172.8	Measured	0.105	Calculated	273.5	Measured	0.166	Measured	1647.8	Measured	Coal	Tangentially-fired	Dry Sorbent Injection	Low NOx Burner Technology w/ Closed-coupled/Separated OFA	Baghouse	Halogenated PAC Sorbent Injection	ARP, CSNOX, CSOSG2E, CSSO2G1, MATS
MI	J H Campbell	1710	1	########	11	1	145	378.2	Measured	0.249	Calculated	159.4	Measured	0.105	Calculated	250.8	Measured	0.165	Measured	1519.7	Measured	Coal	Tangentially-fired	Dry Sorbent Injection	Low NOx Burner Technology w/ Closed-coupled/Separated OFA	Baghouse	Halogenated PAC Sorbent Injection	ARP, CSNOX, CSOSG2E, CSSO2G1, MATS
MI	J H Campbell	1710	1	########	12	1	144	356.8	Measured	0.237	Calculated	157.7	Measured	0.105	Calculated	254.2	Measured	0.169	Measured	1504	Measured	Coal	Tangentially-fired	Dry Sorbent Injection	Low NOx Burner Technology w/ Closed-coupled/Separated OFA	Baghouse	Halogenated PAC Sorbent Injection	ARP, CSNOX, CSOSG2E, CSSO2G1, MATS
MI	J H Campbell	1710	1	########	13	1	144	359.6	Measured	0.239	Calculated	157.8	Measured	0.105	Calculated	258.8	Measured	0.172	Measured	1504.5	Measured	Coal	Tangentially-fired	Dry Sorbent Injection	Low NOx Burner Technology w/ Closed-coupled/Separated OFA	Baghouse	Halogenated PAC Sorbent Injection	ARP, CSNOX, CSOSG2E, CSSO2G1, MATS
MI	J H Campbell	1710	1	########	14	1	144	366.1	Measured	0.243	Calculated	158	Measured	0.105	Calculated	263.7	Measured	0.175	Measured	1506.8	Measured	Coal	Tangentially-fired	Dry Sorbent Injection	Low NOx Burner Technology w/ Closed-coupled/Separated OFA	Baghouse	Halogenated PAC Sorbent Injection	ARP, CSNOX, CSOSG2E, CSSO2G1, MATS
MI	J H Campbell	1710	1	########	15	1	144	356.8	Measured	0.237	Calculated	157.8	Measured	0.105	Calculated	263.2	Measured	0.175	Measured	1504.1	Measured	Coal	Tangentially-fired	Dry Sorbent Injection	Low NOx Burner Technology w/ Closed-coupled/Separated OFA	Baghouse	Halogenated PAC Sorbent Injection	ARP, CSNOX, CSOSG2E, CSSO2G1, MATS
MI	J H Campbell	1710	1	########	16	1	145	358.1	Measured	0.238	Calculated	157.6	Measured	0.105	Calculated	259.9	Measured	0.173	Measured	1502.2	Measured	Coal	Tangentially-fired	Dry Sorbent Injection	Low NOx Burner Technology w/ Closed-coupled/Separated OFA	Baghouse	Halogenated PAC Sorbent Injection	ARP, CSNOX, CSOSG2E, CSSO2G1, MATS
MI	J H Campbell	1710	1	########	17	1	144	347	Measured	0.233	Calculated	156.4	Measured	0.105	Calculated	250.6	Measured	0.168	Measured	1491.6	Measured	Coal	Tangentially-fired	Dry Sorbent Injection	Low NOx Burner Technology w/ Closed-coupled/Separated OFA	Baghouse	Halogenated PAC Sorbent Injection	ARP, CSNOX, CSOSG2E, CSSO2G1, MATS
MI	J H Campbell	1710	1	########	18	1	144	339.7	Measured	0.227	Calculated	156.8	Measured	0.105	Calculated	255.6	Measured	0.171	Measured	1494.8	Measured	Coal	Tangentially-fired	Dry Sorbent Injection	Low NOx Burner Technology w/ Closed-coupled/Separated OFA	Baghouse	Halogenated PAC Sorbent Injection	ARP, CSNOX, CSOSG2E, CSSO2G1, MATS
MI	J H Campbell	1710	1	########	19	1	144	332.1	Measured	0.221	Calculated	157.5	Measured	0.105	Calculated	252.3	Measured	0.168	Measured	1501.8	Measured	Coal	Tangentially-fired	Dry Sorbent Injection	Low NOx Burner Technology w/ Closed-coupled/Separated OFA	Baghouse	Halogenated PAC Sorbent Injection	ARP, CSNOX, CSOSG2E, CSSO2G1, MATS
MI	J H Campbell	1710	1	########	20	1	145	345.6	Measured	0.231	Calculated	156.9	Measured	0.105	Calculated	255.7	Measured	0.171	Measured	1495.6	Measured	Coal	Tangentially-fired	Dry Sorbent Injection	Low NOx Burner Technology w/ Closed-coupled/Separated OFA	Baghouse	Halogenated PAC Sorbent Injection	ARP, CSNOX, CSOSG2E, CSSO2G1, MATS
MI	J H Campbell	1710	1	########	21	1	144	344.7	Measured	0.23	Calculated	157.2	Measured	0.105	Calculated	259.3	Measured	0.173	Measured	1499	Measured	Coal	Tangentially-fired	Dry Sorbent Injection	Low NOx Burner Technology w/ Closed-coupled/Separated OFA	Baghouse	Halogenated PAC Sorbent Injection	ARP, CSNOX, CSOSG2E, CSSO2G1, MATS
MI	J H Campbell	1710	1	########	22	1	144	343	Measured	0.229	Calculated	157.4	Measured	0.105	Calculated	255.1	Measured	0.17	Measured	1500.8	Measured	Coal	Tangentially-fired	Dry Sorbent Injection	Low NOx Burner Technology w/ Closed-coupled/Separated OFA	Baghouse	Halogenated PAC Sorbent Injection	ARP, CSNOX, CSOSG2E, CSSO2G1, MATS
MI	J H Campbell	1710	1	########	23	1	144	325.8	Measured	0.225	Calculated	152.2	Measured	0.105	Calculated	236.5	Measured	0.163	Measured	1450.9	Measured	Coal	Tangentially-fired	Dry Sorbent Injection	Low NOx Burner Technology w/ Closed-coupled/Separated OFA	Baghouse	Halogenated PAC Sorbent Injection	ARP, CSNOX, CSOSG2E, CSSO2G1, MATS
MI	J H Campbell	1710	1	########	0	1	144	326.6	Measured	0.219	Calculated	156.3	Measured	0.105	Calculated	248.8	Measured	0.167	Measured	1490.1	Measured	Coal	Tangentially-fired	Dry Sorbent Injection	Low NOx Burner Technology w/ Closed-coupled/Separated OFA	Baghouse	Halogenated PAC Sorbent Injection	ARP, CSNOX, CSOSG2E, CSSO2G1, MATS
MI	J H Campbell	1710	1	########	1	1	144	327.9	Measured	0.221	Calculated	155.9	Measured	0.105	Calculated	245.2	Measured	0.165	Measured	1486.2	Measured	Coal	Tangentially-fired	Dry Sorbent Injection	Low NOx Burner Technology w/ Closed-coupled/Separated OFA	Baghouse	Halogenated PAC Sorbent Injection	ARP, CSNOX, CSOSG2E, CSSO2G1, MATS
MI	J H Campbell	1710	1	########	2	1	144	327.8	Measured	0.219	Calculated	157.1	Measured	0.105	Calculated	256.1	Measured	0.171	Measured	1497.6	Measured	Coal	Tangentially-fired	Dry Sorbent Injection	Low NOx Burner Technology w/ Closed-coupled/Separated OFA	Baghouse	Halogenated PAC Sorbent Injection	ARP, CSNOX, CSOSG2E, CSSO2G1, MATS
MI	J H Campbell	1710	1	########	3	1	144	325.2	Measured	0.22	Calculated	154.8	Measured	0.105	Calculated	239.1	Measured	0.162	Measured	1475.9	Measured	Coal	Tangentially-fired	Dry Sorbent Injection	Low NOx Burner Technology w/ Closed-coupled/Separated OFA	Baghouse	Halogenated PAC Sorbent Injection	ARP, CSNOX, CSOSG2E, CSSO2G1, MATS
MI	J H Campbell	1710	1	########	4	1	144	324.2	Measured	0.22	Calculated	154.7	Measured	0.105	Calculated	228.7	Measured	0.155	Measured	1475.3	Measured	Coal	Tangentially-fired	Dry Sorbent Injection	Low NOx Burner Technology w/ Closed-coupled/Separated OFA	Baghouse	Halogenated PAC Sorbent Injection	ARP, CSNOX, CSOSG2E, CSSO2G1, MATS
MI	J H Campbell	1710	1	########	5	1	145	359	Measured	0.24	Calculated	156.8	Measured	0.105	Calculated	240.7	Measured	0.161	Measured	1495	Measured	Coal	Tangentially-fired	Dry Sorbent Injection	Low NOx Burner Technology w/ Closed-coupled/Separated OFA	Baghouse	Halogenated PAC Sorbent Injection	ARP, CSNOX, CSOSG2E, CSSO2G1, MATS
MI	J H Campbell	1710	1	########	6	1	144	449.1	Measured	0.303	Calculated	155.2	Measured	0.105	Calculated	244.2	Measured	0.165	Measured	1480.1	Measured	Coal	Tangentially-fired	Dry Sorbent Injection	Low NOx Burner Technology w/ Closed-coupled/Separated OFA	Baghouse	Halogenated PAC Sorbent Injection	ARP, CSNOX, CSOSG2E, CSSO2G1, MATS
MI	J H Campbell	1710	1	########	7	1	144	321	Measured	0.217	Calculated	155.4	Measured	0.105	Calculated	243	Measured	0.164	Measured	1481.9	Measured	Coal	Tangentially-fired	Dry Sorbent Injection	Low NOx Burner Technology w/ Closed-coupled/Separated OFA	Baghouse	Halogenated PAC Sorbent Injection	ARP, CSNOX, CSOSG2E, CSSO2G1, MATS
MI	J H Campbell	1710	1	########	8	1	144	410.9	Measured	0.275	Calculated	156.4	Measured	0.105	Calculated	237.2	Measured	0.159	Measured	1491.7	Measured	Coal	Tangentially-fired	Dry Sorbent Injection	Low NOx Burner Technology w/ Closed-coupled/Separated OFA	Baghouse	Halogenated PAC Sorbent Injection	ARP, CSNOX, CSOSG2E, CSSO2G1, MATS
MI	J H Campbell	1710	1	########	9	1	144	416.8	Measured	0.279	Calculated	156.6	Measured	0.105	Calculated	237.4	Measured	0.159	Measured	1493.2	Measured	Coal	Tangentially-fired	Dry Sorbent Injection	Low NOx Burner Technology w/ Closed-coupled/Separated OFA	Baghouse	Halogenated PAC Sorbent Injection	ARP, CSNOX, CSOSG2E, CSSO2G1, MATS
MI	J H Campbell	1710	1	########	10	1	144	396.4	Measured	0.266	Calculated	156.3	Measured	0.105	Calculated	238.5	Measured	0.16	Measured	1490.7	Measured	Coal	Tangentially-fired	Dry Sorbent Injection	Low NOx Burner Technology w/ Closed-coupled/Separated OFA	Baghouse	Halogenated PAC Sorbent Injection	ARP, CSNOX, CSOSG2E, CSSO2G1, MATS
MI	J H Campbell	1710	1	########	11	1	144	359.7	Measured	0.243	Calculated	155.1	Measured	0.105	Calculated	235.2	Measured	0.159	Measured	1479.1	Measured	Coal	Tangentially-fired	Dry Sorbent Injection	Low NOx Burner Technology w/ Closed-coupled/Separated OFA	Baghouse	Halogenated PAC Sorbent Injection	ARP, CSNOX, CSOSG2E, CSSO2G1, MATS
MI	J H Campbell	1710	1	########	12	1	144	363.7	Measured	0.245	Calculated	155.9	Measured	0.105	Calculated	229	Measured	0.154	Measured	1486.7	Measured	Coal	Tangentially-fired	Dry Sorbent Injection	Low NOx Burner Technology w/ Closed-coupled/Separated OFA	Baghouse	Halogenated PAC Sorbent Injection	ARP, CSNOX, CSOSG2E, CSSO2G1, MATS
MI	J H Campbell	1710	1	########	13	1	144	388.6	Measured	0.264	Calculated	154.4	Measured	0.105	Calculated	223.8	Measured	0.152	Measured	1472.6	Measured	Coal	Tangentially-fired	Dry Sorbent Injection	Low NOx Burner Technology w/ Closed-coupled/Separated OFA	Baghouse	Halogenated PAC Sorbent Injection	ARP, CSNOX, CSOSG2E, CSSO2G1, MATS
MI	J H Campbell	1710	1	########	14	1	144	376.9	Measured	0.253	Calculated	156	Measured	0.105	Calculated	229	Measured	0.154	Measured	1487.3	Measured	Coal	Tangentially-fired	Dry Sorbent Injection	Low NOx Burner Technology w/ Closed-coupled/Separated OFA	Baghouse	Halogenated PAC Sorbent Injection	ARP, CSNOX, CSOSG2E, CSSO2G1, MATS
MI	J H Campbell	1710	1	########	15	1	144	386.2	Measured	0.258	Calculated	156.8	Measured	0.105	Calculated	233.2	Measured	0.156	Measured	1494.8	Measured	Coal	Tangentially-fired	Dry Sorbent Injection	Low NOx Burner Technology w/ Closed-coupled/Separated OFA	Baghouse	Halogenated PAC Sorbent Injection	ARP, CSNOX, CSOSG2E, CSSO2G1, MATS
MI	J H Campbell	1710	1	########	16	1	144	390.4	Measured	0.261	Calculated	156.9	Measured	0.105	Calculated	227.4	Measured	0.152	Measured	1496.3	Measured	Coal	Tangentially-fired	Dry Sorbent Injection	Low NOx Burner Technology w/ Closed-coupled/Separated OFA	Baghouse	Halogenated PAC Sorbent Injection	ARP, CSNOX, CSOSG2E, CSSO2G1, MATS
MI	J H Campbell	1710	1	########	17	1	144	392.6	Measured	0.266	Calculated	154.6	Measured	0.105	Calculated	221.1	Measured	0.15	Measured	1473.7	Measured	Coal	Tangentially-fired	Dry Sorbent Injection	Low NOx Burner Technology w/ Closed-coupled/Separated OFA	Baghouse	Halogenated PAC Sorbent Injection	ARP, CSNOX, CSOSG2E, CSSO2G1, MATS
MI	J H Campbell	1710	1	########	18	1	144	390.7	Measured	0.266	Calculated	154.3	Measured	0.105	Calculated	210.4	Measured	0.143	Measured	1471.4	Measured	Coal	Tangentially-fired	Dry Sorbent Injection	Low NOx Burner Technology w/ Closed-coupled/Separated OFA	Baghouse	Halogenated PAC Sorbent Injection	ARP, CSNOX, CSOSG2E, CSSO2G1, MATS
MI	J H Campbell	1710	1	########	19	1	145	380.3	Measured	0.256	Calculated	155.6	Measured	0.105	Calculated	212.1	Measured	0.143	Measured	1483.2	Measured	Coal	Tangentially-fired	Dry Sorbent Injection	Low NOx Burner Technology w/ Closed-coupled/Separated OFA	Baghouse	Halogenated PAC Sorbent Injection	ARP, CSNOX, CSOSG2E, CSSO2G1, MATS
MI	J H Campbell	1710	1	########	20	1	144	384.9	Measured	0.261	Calculated	154.5	Measured	0.105	Calculated	218	Measured	0.148	Measured	1473	Measured	Coal	Tangentially-fired	Dry Sorbent Injection	Low NOx Burner Technology w/ Closed-coupled/Separated OFA	Baghouse	Halogenated PAC Sorbent Injection	ARP, CSNOX, CSOSG2E, CSSO2G1, MATS
MI	J H Campbell	1710	1	########	21	1	144	387.2	Measured	0.261	Calculated	155.7	Measured	0.105	Calculated	219.7	Measured	0.148	Measured	1484.4	Measured	Coal	Tangentially-fired	Dry Sorbent Injection	Low NOx Burner Technology w/ Closed-coupled/Separated OFA	Baghouse	Halogenated PAC Sorbent Injection	ARP, CSNOX, CSOSG2E, CSSO2G1, MATS
MI	J H Campbell	1710	1	########	22	1	144	388.3	Measured	0.264	Calculated	154.2	Measured	0.105	Calculated	220.6	Measured	0.15	Measured	1470.6	Measured	Coal	Tangentially-fired	Dry Sorbent Injection	Low NOx Burner Technology w/ Closed-coupled/Separated OFA	Baghouse	Halogenated PAC Sorbent Injection	ARP, CSNOX, CSOSG2E, CSSO2G1, MATS
MI	J H Campbell	1710	1	########	23	1	144	409.3	Measured	0.278	Calculated	154.4	Measured	0.105	Calculated	213.5	Measured	0.145	Measured	1472.2	Measured	Coal	Tangentially-fired	Dry Sorbent Injection	Low NOx Burner Technology w/ Closed-coupled/Separated OFA	Baghouse	Halogenated PAC Sorbent Injection	ARP, CSNOX, CSOSG2E, CSSO2G1, MATS
MI	J H Campbell	1710	1	########	0	1	144	448.1	Measured	0.299	Calculated	157.2	Measured	0.105	Calculated	220.3	Measured	0.147	Measured	1498.6	Measured	Coal	Tangentially-fired	Dry Sorbent Injection	Low NOx Burner Technology w/ Closed-coupled/Separated OFA	Baghouse	Halogenated PAC Sorbent Injection	ARP, CSNOX, CSOSG2E, CSSO2G1, MATS
MI	J H Campbell	1710	1	########	1	1	144	396.3	Measured	0.262	Calculated	158.8	Measured	0.105	Calculated	213.4	Measured	0.141	Measured	1513.6	Measured	Coal	Tangentially-fired	Dry Sorbent Injection	Low NOx Burner Technology w/ Closed-coupled/Separated OFA	Baghouse	Halogenated PAC Sorbent Injection	ARP, CSNOX, CSOSG2E, CSSO2G1, MATS
MI	J H Campbell	1710	1	########	2	1	145	392.2	Measured	0.259	Calculated	158.8	Measured	0.105	Calculated	216.5	Measured	0.143	Measured	1514	Measured	Coal	Tangentially-fired	Dry Sorbent Injection	Low NOx Burner Technology w/ Closed-coupled/Separated OFA	Baghouse	Halogenated PAC Sorbent Injection	ARP, CSNOX, CSOSG2E, CSSO2G1, MATS
MI	J H Campbell	1710	1	########	3	1	144	379.2	Measured	0.25	Calculated	158.8	Measured	0.105	Calculated	221	Measured	0.146	Measured	1514	Measured	Coal	Tangentially-fired	Dry Sorbent Injection	Low NOx Burner Technology w/ Closed-coupled/Separated OFA	Baghouse	Halogenated PAC Sorbent Injection	ARP, CSNOX, CSOSG2E, CSSO2G1, MATS
MI	J H Campbell	1710	1	########	4	1	144	377.9	Measured	0.251	Calculated	158	Measured	0.105	Calculated	218.5	Measured	0.145	Measured	1506.9	Measured	Coal	Tangentially-fired	Dry Sorbent Injection	Low NOx Burner Technology w/ Closed-coupled/Separated OFA	Baghouse	Halogenated PAC Sorbent Injection	ARP, CSNOX, CSOSG2E, CSSO2G1, MATS
MI	J H Campbell	1710	1	########	5	1	144	383.5	Measured	0.254	Calculated	158.4	Measured	0.105	Calculated	222	Measured	0.147	Measured	1510.5	Measured	Coal	Tangentially-fired	Dry Sorbent Injection	Low NOx Burner Technology w/ Closed-coupled/Separated OFA	Baghouse	Halogenated PAC Sorbent Injection	ARP, CSNOX, CSOSG2E, CSSO2G1, MATS
MI	J H Campbell	1710	1	########	6	1	144	391.8	Measured	0.258	Calculated	159.3	Measured	0.105	Calculated	212.6	Measured	0.14	Measured	1518.8	Measured	Coal	Tangentially-fired	Dry Sorbent Injection	Low NOx Burner Technology w/ Closed-coupled/Separated OFA	Baghouse	Halogenated PAC Sorbent Injection	ARP, CSNOX, CSOSG2E, CSSO2G1, MATS
MI	J H Campbell	1710	1	########	7	1	144	389.9	Measured	0.257	Calculated	159	Measured	0.105	Calculated	219.9	Measured	0.145	Measured	1516.4	Measured	Coal	Tangentially-fired	Dry Sorbent Injection	Low NOx Burner Technology w/ Closed-coupled/Separated OFA	Baghouse	Halogenated PAC Sorbent Injection	ARP, CSNOX, CSOSG2E, CSSO2G1, MATS
MI	J H Campbell	1710	1	########	8	1	144	396.9	Measured	0.263	Calculated	158.5	Measured	0.105	Calculated	216.2	Measured	0.143	Measured	1511.7	Measured	Coal	Tangentially-fired	Dry Sorbent Injection	Low NOx Burner Technology w/ Closed-coupled/Separated OFA	Baghouse	Halogenated PAC Sorbent Injection	ARP, CSNOX, CSOSG2E, CSSO2G1, MATS
MI	J H Campbell	1710	1	########	9	1	144	397.3	Measured	0.262	Calculated	159	Measured	0.105	Calculated	210.7	Measured	0.139	Measured	1515.8	Measured	Coal	Tangentially-fired	Dry Sorbent Injection	Low NOx Burner Technology w/ Closed-coupled/Separated OFA	Baghouse	Halogenated PAC Sorbent Injection	ARP, CSNOX, CSOSG2E, CSSO2G1, MATS
MI	J H Campbell	1710	1	########	10	1	144	392.2	Measured	0.26	Calculated	158.1	Measured	0.105	Calculated	200.5	Measured	0.133	Measured	1507.5	Measured	Coal	Tangentially-fired	Dry Sorbent Injection	Low NOx Burner Technology w/ Closed-coupled/Separated OFA	Baghouse	Halogenated PAC Sorbent Injection	ARP, CSNOX, CSOSG2E, CSSO2G1, MATS
MI	J H Campbell	1710	1	########	11	1	144	404	Measured	0.267	Calculated	158.5	Measured	0.105	Calculated	200.9	Measured	0.133	Measured	1510.8	Measured	Coal	Tangentially-fired	Dry Sorbent Injection	Low NOx Burner Technology w/ Closed-coupled/Separated OFA	Baghouse	Halogenated PAC Sorbent Injection	ARP, CSNOX, CSOSG2E, CSSO2G1, MATS
MI	J H Campbell	1710	1	########	12	1	145	399	Measured	0.263	Calculated	159.2	Measured	0.105	Calculated	218.6	Measured	0.144	Measured	1517.9	Measured	Coal	Tangentially-fired	Dry Sorbent Injection	Low NOx Burner Technology w/ Closed-coupled/Separated OFA	Baghouse	Halogenated PAC Sorbent Injection	ARP, CSNOX, CSOSG2E, CSSO2G1, MATS
MI	J H Campbell	1710	1	########	13	1	145	395	Measured	0.259	Calculated	160.1	Measured	0.105	Calculated	219.8	Measured	0.144	Measured	1526.5	Measured	Coal	Tangentially-fired	Dry Sorbent Injection

MI	J H Campbell	1710	1	########	11	1	144	364.5	Measured	0.244	Calculated	156.8	Measured	0.105	Calculated	210.8	Measured	0.141	Measured	1495.1	Measured	Coal	Tangentially-fired	Dry Sorbent Injection	Low NOx Burner Technology w/ Closed-coupled/Separated OFA	Baghouse	Halogenated PAC Sorbent Injection	ARP, CSNOX, CSOSG2E, CSSO2G1, MATS
MI	J H Campbell	1710	1	########	12	1	144	367.7	Measured	0.249	Calculated	155.1	Measured	0.105	Calculated	214.5	Measured	0.145	Measured	1479	Measured	Coal	Tangentially-fired	Dry Sorbent Injection	Low NOx Burner Technology w/ Closed-coupled/Separated OFA	Baghouse	Halogenated PAC Sorbent Injection	ARP, CSNOX, CSOSG2E, CSSO2G1, MATS
MI	J H Campbell	1710	1	########	13	1	145	383.4	Measured	0.258	Calculated	156.1	Measured	0.105	Calculated	214.3	Measured	0.144	Measured	1488.2	Measured	Coal	Tangentially-fired	Dry Sorbent Injection	Low NOx Burner Technology w/ Closed-coupled/Separated OFA	Baghouse	Halogenated PAC Sorbent Injection	ARP, CSNOX, CSOSG2E, CSSO2G1, MATS
MI	J H Campbell	1710	1	########	14	1	145	373.1	Measured	0.249	Calculated	156.9	Measured	0.105	Calculated	212.4	Measured	0.142	Measured	1495.7	Measured	Coal	Tangentially-fired	Dry Sorbent Injection	Low NOx Burner Technology w/ Closed-coupled/Separated OFA	Baghouse	Halogenated PAC Sorbent Injection	ARP, CSNOX, CSOSG2E, CSSO2G1, MATS
MI	J H Campbell	1710	1	########	15	1	144	352.4	Measured	0.237	Calculated	156	Measured	0.105	Calculated	215.6	Measured	0.145	Measured	1487.1	Measured	Coal	Tangentially-fired	Dry Sorbent Injection	Low NOx Burner Technology w/ Closed-coupled/Separated OFA	Baghouse	Halogenated PAC Sorbent Injection	ARP, CSNOX, CSOSG2E, CSSO2G1, MATS
MI	J H Campbell	1710	1	########	16	1	144	380.8	Measured	0.258	Calculated	154.9	Measured	0.105	Calculated	214.2	Measured	0.145	Measured	1477.1	Measured	Coal	Tangentially-fired	Dry Sorbent Injection	Low NOx Burner Technology w/ Closed-coupled/Separated OFA	Baghouse	Halogenated PAC Sorbent Injection	ARP, CSNOX, CSOSG2E, CSSO2G1, MATS
MI	J H Campbell	1710	1	########	17	1	144	390.8	Measured	0.264	Calculated	155.5	Measured	0.105	Calculated	210.5	Measured	0.142	Measured	1482.7	Measured	Coal	Tangentially-fired	Dry Sorbent Injection	Low NOx Burner Technology w/ Closed-coupled/Separated OFA	Baghouse	Halogenated PAC Sorbent Injection	ARP, CSNOX, CSOSG2E, CSSO2G1, MATS
MI	J H Campbell	1710	1	########	18	1	144	379.7	Measured	0.257	Calculated	155.1	Measured	0.105	Calculated	204	Measured	0.138	Measured	1478.5	Measured	Coal	Tangentially-fired	Dry Sorbent Injection	Low NOx Burner Technology w/ Closed-coupled/Separated OFA	Baghouse	Halogenated PAC Sorbent Injection	ARP, CSNOX, CSOSG2E, CSSO2G1, MATS
MI	J H Campbell	1710	1	########	19	1	144	384.4	Measured	0.26	Calculated	155.3	Measured	0.105	Calculated	204.4	Measured	0.138	Measured	1480.8	Measured	Coal	Tangentially-fired	Dry Sorbent Injection	Low NOx Burner Technology w/ Closed-coupled/Separated OFA	Baghouse	Halogenated PAC Sorbent Injection	ARP, CSNOX, CSOSG2E, CSSO2G1, MATS
MI	J H Campbell	1710	1	########	20	1	144	386.3	Measured	0.261	Calculated	155.4	Measured	0.105	Calculated	207.4	Measured	0.14	Measured	1481.5	Measured	Coal	Tangentially-fired	Dry Sorbent Injection	Low NOx Burner Technology w/ Closed-coupled/Separated OFA	Baghouse	Halogenated PAC Sorbent Injection	ARP, CSNOX, CSOSG2E, CSSO2G1, MATS
MI	J H Campbell	1710	1	########	21	1	144	375.7	Measured	0.254	Calculated	155.2	Measured	0.105	Calculated	217.5	Measured	0.147	Measured	1479.5	Measured	Coal	Tangentially-fired	Dry Sorbent Injection	Low NOx Burner Technology w/ Closed-coupled/Separated OFA	Baghouse	Halogenated PAC Sorbent Injection	ARP, CSNOX, CSOSG2E, CSSO2G1, MATS
MI	J H Campbell	1710	1	########	22	1	144	380.8	Measured	0.258	Calculated	155	Measured	0.105	Calculated	217.3	Measured	0.147	Measured	1478.1	Measured	Coal	Tangentially-fired	Dry Sorbent Injection	Low NOx Burner Technology w/ Closed-coupled/Separated OFA	Baghouse	Halogenated PAC Sorbent Injection	ARP, CSNOX, CSOSG2E, CSSO2G1, MATS
MI	J H Campbell	1710	1	########	23	1	144	385.7	Measured	0.259	Calculated	156	Measured	0.105	Calculated	220.1	Measured	0.148	Measured	1487.2	Measured	Coal	Tangentially-fired	Dry Sorbent Injection	Low NOx Burner Technology w/ Closed-coupled/Separated OFA	Baghouse	Halogenated PAC Sorbent Injection	ARP, CSNOX, CSOSG2E, CSSO2G1, MATS
MI	J H Campbell	1710	1	########	0	1	144	381.7	Measured	0.259	Calculated	154.5	Measured	0.105	Calculated	209.1	Measured	0.142	Measured	1472.6	Measured	Coal	Tangentially-fired	Dry Sorbent Injection	Low NOx Burner Technology w/ Closed-coupled/Separated OFA	Baghouse	Halogenated PAC Sorbent Injection	ARP, CSNOX, CSOSG2E, CSSO2G1, MATS
MI	J H Campbell	1710	1	########	1	1	144	384.6	Measured	0.26	Calculated	155.3	Measured	0.105	Calculated	204.4	Measured	0.138	Measured	1481.2	Measured	Coal	Tangentially-fired	Dry Sorbent Injection	Low NOx Burner Technology w/ Closed-coupled/Separated OFA	Baghouse	Halogenated PAC Sorbent Injection	ARP, CSNOX, CSOSG2E, CSSO2G1, MATS
MI	J H Campbell	1710	1	########	2	1	145	380	Measured	0.254	Calculated	156.9	Measured	0.105	Calculated	209.5	Measured	0.14	Measured	1496.3	Measured	Coal	Tangentially-fired	Dry Sorbent Injection	Low NOx Burner Technology w/ Closed-coupled/Separated OFA	Baghouse	Halogenated PAC Sorbent Injection	ARP, CSNOX, CSOSG2E, CSSO2G1, MATS
MI	J H Campbell	1710	1	########	3	1	144	372.3	Measured	0.251	Calculated	155.6	Measured	0.105	Calculated	215.2	Measured	0.145	Measured	1483.9	Measured	Coal	Tangentially-fired	Dry Sorbent Injection	Low NOx Burner Technology w/ Closed-coupled/Separated OFA	Baghouse	Halogenated PAC Sorbent Injection	ARP, CSNOX, CSOSG2E, CSSO2G1, MATS
MI	J H Campbell	1710	1	########	4	1	144	379	Measured	0.256	Calculated	155.4	Measured	0.105	Calculated	222.3	Measured	0.15	Measured	1481.7	Measured	Coal	Tangentially-fired	Dry Sorbent Injection	Low NOx Burner Technology w/ Closed-coupled/Separated OFA	Baghouse	Halogenated PAC Sorbent Injection	ARP, CSNOX, CSOSG2E, CSSO2G1, MATS
MI	J H Campbell	1710	1	########	5	1	144	385.7	Measured	0.258	Calculated	156.5	Measured	0.105	Calculated	225.3	Measured	0.151	Measured	1492.3	Measured	Coal	Tangentially-fired	Dry Sorbent Injection	Low NOx Burner Technology w/ Closed-coupled/Separated OFA	Baghouse	Halogenated PAC Sorbent Injection	ARP, CSNOX, CSOSG2E, CSSO2G1, MATS
MI	J H Campbell	1710	1	########	6	1	144	392.8	Measured	0.263	Calculated	156.6	Measured	0.105	Calculated	227	Measured	0.152	Measured	1493.3	Measured	Coal	Tangentially-fired	Dry Sorbent Injection	Low NOx Burner Technology w/ Closed-coupled/Separated OFA	Baghouse	Halogenated PAC Sorbent Injection	ARP, CSNOX, CSOSG2E, CSSO2G1, MATS
MI	J H Campbell	1710	1	########	7	1	144	372.8	Measured	0.26	Calculated	150.3	Measured	0.105	Calculated	216.3	Measured	0.151	Measured	1432.7	Measured	Coal	Tangentially-fired	Dry Sorbent Injection	Low NOx Burner Technology w/ Closed-coupled/Separated OFA	Baghouse	Halogenated PAC Sorbent Injection	ARP, CSNOX, CSOSG2E, CSSO2G1, MATS
MI	J H Campbell	1710	1	########	8	1	144	382.7	Measured	0.258	Calculated	155.4	Measured	0.105	Calculated	220.7	Measured	0.149	Measured	1481.5	Measured	Coal	Tangentially-fired	Dry Sorbent Injection	Low NOx Burner Technology w/ Closed-coupled/Separated OFA	Baghouse	Halogenated PAC Sorbent Injection	ARP, CSNOX, CSOSG2E, CSSO2G1, MATS
MI	J H Campbell	1710	1	########	9	1	144	391.5	Measured	0.262	Calculated	156.5	Measured	0.105	Calculated	217.8	Measured	0.146	Measured	1491.9	Measured	Coal	Tangentially-fired	Dry Sorbent Injection	Low NOx Burner Technology w/ Closed-coupled/Separated OFA	Baghouse	Halogenated PAC Sorbent Injection	ARP, CSNOX, CSOSG2E, CSSO2G1, MATS
MI	J H Campbell	1710	1	########	10	1	144	392.7	Measured	0.265	Calculated	155.4	Measured	0.105	Calculated	210.5	Measured	0.142	Measured	1482.1	Measured	Coal	Tangentially-fired	Dry Sorbent Injection	Low NOx Burner Technology w/ Closed-coupled/Separated OFA	Baghouse	Halogenated PAC Sorbent Injection	ARP, CSNOX, CSOSG2E, CSSO2G1, MATS
MI	J H Campbell	1710	1	########	11	1	144	390.9	Measured	0.262	Calculated	156.5	Measured	0.105	Calculated	217.9	Measured	0.146	Measured	1492.6	Measured	Coal	Tangentially-fired	Dry Sorbent Injection	Low NOx Burner Technology w/ Closed-coupled/Separated OFA	Baghouse	Halogenated PAC Sorbent Injection	ARP, CSNOX, CSOSG2E, CSSO2G1, MATS
MI	J H Campbell	1710	1	########	12	1	144	391.4	Measured	0.262	Calculated	156.4	Measured	0.105	Calculated	210.3	Measured	0.141	Measured	1491.5	Measured	Coal	Tangentially-fired	Dry Sorbent Injection	Low NOx Burner Technology w/ Closed-coupled/Separated OFA	Baghouse	Halogenated PAC Sorbent Injection	ARP, CSNOX, CSOSG2E, CSSO2G1, MATS
MI	J H Campbell	1710	1	########	13	1	144	382.8	Measured	0.255	Calculated	157.5	Measured	0.105	Calculated	217.7	Measured	0.145	Measured	1501.4	Measured	Coal	Tangentially-fired	Dry Sorbent Injection	Low NOx Burner Technology w/ Closed-coupled/Separated OFA	Baghouse	Halogenated PAC Sorbent Injection	ARP, CSNOX, CSOSG2E, CSSO2G1, MATS
MI	J H Campbell	1710	1	########	14	1	162	430.3	Measured	0.257	Calculated	175.8	Measured	0.105	Calculated	253.1	Measured	0.151	Measured	1676	Measured	Coal	Tangentially-fired	Dry Sorbent Injection	Low NOx Burner Technology w/ Closed-coupled/Separated OFA	Baghouse	Halogenated PAC Sorbent Injection	ARP, CSNOX, CSOSG2E, CSSO2G1, MATS
MI	J H Campbell	1710	1	########	15	1	163	397	Measured	0.236	Calculated	176.5	Measured	0.105	Calculated	249.1	Measured	0.148	Measured	1682.9	Measured	Coal	Tangentially-fired	Dry Sorbent Injection	Low NOx Burner Technology w/ Closed-coupled/Separated OFA	Baghouse	Halogenated PAC Sorbent Injection	ARP, CSNOX, CSOSG2E, CSSO2G1, MATS
MI	J H Campbell	1710	1	########	16	1	163	395.3	Measured	0.235	Calculated	176.4	Measured	0.105	Calculated	245.5	Measured	0.146	Measured	1681.6	Measured	Coal	Tangentially-fired	Dry Sorbent Injection	Low NOx Burner Technology w/ Closed-coupled/Separated OFA	Baghouse	Halogenated PAC Sorbent Injection	ARP, CSNOX, CSOSG2E, CSSO2G1, MATS
MI	J H Campbell	1710	1	########	17	1	163	376.6	Measured	0.224	Calculated	176.6	Measured	0.105	Calculated	245.9	Measured	0.146	Measured	1684.1	Measured	Coal	Tangentially-fired	Dry Sorbent Injection	Low NOx Burner Technology w/ Closed-coupled/Separated OFA	Baghouse	Halogenated PAC Sorbent Injection	ARP, CSNOX, CSOSG2E, CSSO2G1, MATS
MI	J H Campbell	1710	1	########	18	1	163	421.2	Measured	0.249	Calculated	177.6	Measured	0.105	Calculated	257.4	Measured	0.152	Measured	1693.3	Measured	Coal	Tangentially-fired	Dry Sorbent Injection	Low NOx Burner Technology w/ Closed-coupled/Separated OFA	Baghouse	Halogenated PAC Sorbent Injection	ARP, CSNOX, CSOSG2E, CSSO2G1, MATS
MI	J H Campbell	1710	1	########	19	1	163	437.8	Measured	0.259	Calculated	177.4	Measured	0.105	Calculated	257.1	Measured	0.152	Measured	1691.6	Measured	Coal	Tangentially-fired	Dry Sorbent Injection	Low NOx Burner Technology w/ Closed-coupled/Separated OFA	Baghouse	Halogenated PAC Sorbent Injection	ARP, CSNOX, CSOSG2E, CSSO2G1, MATS
MI	J H Campbell	1710	1	########	20	1	163	458.9	Measured	0.272	Calculated	177.2	Measured	0.105	Calculated	243.3	Measured	0.144	Measured	1689.5	Measured	Coal	Tangentially-fired	Dry Sorbent Injection	Low NOx Burner Technology w/ Closed-coupled/Separated OFA	Baghouse	Halogenated PAC Sorbent Injection	ARP, CSNOX, CSOSG2E, CSSO2G1, MATS
MI	J H Campbell	1710	1	########	21	1	163	469	Measured	0.28	Calculated	175.9	Measured	0.105	Calculated	244.9	Measured	0.146	Measured	1677.5	Measured	Coal	Tangentially-fired	Dry Sorbent Injection	Low NOx Burner Technology w/ Closed-coupled/Separated OFA	Baghouse	Halogenated PAC Sorbent Injection	ARP, CSNOX, CSOSG2E, CSSO2G1, MATS
MI	J H Campbell	1710	1	########	22	1	162	453.5	Measured	0.269	Calculated	176.7	Measured	0.105	Calculated	247.7	Measured	0.147	Measured	1685	Measured	Coal	Tangentially-fired	Dry Sorbent Injection	Low NOx Burner Technology w/ Closed-coupled/Separated OFA	Baghouse	Halogenated PAC Sorbent Injection	ARP, CSNOX, CSOSG2E, CSSO2G1, MATS
MI	J H Campbell	1710	1	########	23	1	162	464.6	Measured	0.279	Calculated	174.5	Measured	0.105	Calculated	236.2	Measured	0.142	Measured	1663.4	Measured	Coal	Tangentially-fired	Dry Sorbent Injection	Low NOx Burner Technology w/ Closed-coupled/Separated OFA	Baghouse	Halogenated PAC Sorbent Injection	ARP, CSNOX, CSOSG2E, CSSO2G1, MATS
MI	J H Campbell	1710	1	########	0	1	162	534.7	Measured	0.32	Calculated	175.4	Measured	0.105	Calculated	249.2	Measured	0.149	Measured	1672.3	Measured	Coal	Tangentially-fired	Dry Sorbent Injection	Low NOx Burner Technology w/ Closed-coupled/Separated OFA	Baghouse	Halogenated PAC Sorbent Injection	ARP, CSNOX, CSOSG2E, CSSO2G1, MATS
MI	J H Campbell	1710	1	########	1	1	144	376.6	Measured	0.252	Calculated	156.9	Measured	0.105	Calculated	230.4	Measured	0.154	Measured	1496.2	Measured	Coal	Tangentially-fired	Dry Sorbent Injection	Low NOx Burner Technology w/ Closed-coupled/Separated OFA	Baghouse	Halogenated PAC Sorbent Injection	ARP, CSNOX, CSOSG2E, CSSO2G1, MATS
MI	J H Campbell	1710	1	########	2	1	143	373.3	Measured	0.253	Calculated	155	Measured	0.105	Calculated	214.2	Measured	0.145	Measured	1477.5	Measured	Coal	Tangentially-fired	Dry Sorbent Injection	Low NOx Burner Technology w/ Closed-coupled/Separated OFA	Baghouse	Halogenated PAC Sorbent Injection	ARP, CSNOX, CSOSG2E, CSSO2G1, MATS
MI	J H Campbell	1710	1	########	3	1	143	381.1	Measured	0.258	Calculated	154.7	Measured	0.105	Calculated	219.8	Measured	0.149	Measured	1475.3	Measured	Coal	Tangentially-fired	Dry Sorbent Injection	Low NOx Burner Technology w/ Closed-coupled/Separated OFA	Baghouse	Halogenated PAC Sorbent Injection	ARP, CSNOX, CSOSG2E, CSSO2G1, MATS
MI	J H Campbell	1710	1	########	4	1	143	382.1	Measured	0.258	Calculated	155.3	Measured	0.105	Calculated	232.5	Measured	0.157	Measured	1480.7	Measured	Coal	Tangentially-fired	Dry Sorbent Injection	Low NOx Burner Technology w/ Closed-coupled/Separated OFA	Baghouse	Halogenated PAC Sorbent Injection	ARP, CSNOX, CSOSG2E, CSSO2G1, MATS
MI	J H Campbell	1710	1	########	5	1	143	390.3	Measured	0.263	Calculated	155.7	Measured	0.105	Calculated	243.5	Measured	0.164	Measured	1484.7	Measured	Coal	Tangentially-fired	Dry Sorbent Injection	Low NOx Burner Technology w/ Closed-coupled/Separated OFA	Baghouse	Halogenated PAC Sorbent Injection	ARP, CSNOX, CSOSG2E, CSSO2G1, MATS
MI	J H Campbell	1710	1	########	6	1	143	386.2	Measured	0.26	Calculated	155.7	Measured	0.105	Calculated	245	Measured	0.165	Measured	1485	Measured	Coal	Tangentially-fired	Dry Sorbent Injection	Low NOx Burner Technology w/ Closed-coupled/Separated OFA	Baghouse	Halogenated PAC Sorbent Injection	ARP, CSNOX, CSOSG2E, CSSO2G1, MATS
MI	J H Campbell	1710	1	########	7	1	143	387.7	Measured	0.26	Calculated	156.4	Measured	0.105	Calculated	246.1	Measured	0.165	Measured	1491.6	Measured	Coal	Tangentially-fired	Dry Sorbent Injection	Low NOx Burner Technology w/ Closed-coupled/Separated OFA	Baghouse	Halogenated PAC Sorbent Injection	ARP, CSNOX, CSOSG2E, CSSO2G1, MATS
MI	J H Campbell	1710	1	########	8	1	143	389.5	Measured	0.261	Calculated	156.6	Measured	0.105	Calculated	238.8	Measured	0.16	Measured	1492.8	Measured	Coal	Tangentially-fired	Dry Sorbent Injection	Low NOx Burner Technology w/ Closed-coupled/Separated OFA	Baghouse	Halogenated PAC Sorbent Injection	ARP, CSNOX, CSOSG2E, CSSO2G1, MATS
MI	J H Campbell	1710	1	########	9	1	143	385.5	Measured	0.258	Calculated	156.6	Measured	0.105	Calculated	231.4	Measured	0.155	Measured	1493.2	Measured	Coal	Tangentially-fired	Dry Sorbent Injection	Low NOx Burner Technology w/ Closed-coupled/Separated OFA	Baghouse	Halogenated PAC Sorbent Injection	ARP, CSNOX, CSOSG2E, CSSO2G1, MATS
MI	J H Campbell	1710	1	########	10	1	143	391.6	Measured	0.263	Calculated	156.2	Measured	0.105	Calculated	218.9	Measured	0.147	Measured	1488.9	Measured	Coal	Tangentially-fired	Dry Sorbent Injection	Low NOx Burner Technology w/ Closed-coupled/Separated OFA	Baghouse	Halogenated PAC Sorbent Injection	ARP, CSNOX, CSOSG2E, CSSO2G1, MATS
MI	J H Campbell	1710	1	########	11	1	143	389.4	Measured	0.261	Calculated	156.5	Measured	0.105	Calculated	219.3	Measured	0.147	Measured	1491.8	Measured	Coal	Tangentially-fired	Dry Sorbent Injection	Low NOx Burner Technology w/ Closed-coupled/Separated OFA	Baghouse	Halogenated PAC Sorbent Injection	ARP, CSNOX, CSOSG2E, CSSO2G1, MATS
MI	J H Campbell	1710	1	########	12	1	143	384.7	Measured	0.259	Calculated	155.6	Measured	0.105	Calculated	224	Measured	0.151	Measured	1483.5	Measured	Coal	Tangentially-fired	Dry Sorbent Injection	Low NOx Burner Technology w/ Closed-coupled/Separated OFA	Baghouse	Halogenated PAC Sorbent Injection	ARP, CSNOX, CSOSG2E, CSSO2G1, MATS
MI	J H Campbell	1710	1	########	13	1	144	387.6	Measured	0.26	Calculated	156.6	Measured	0.105	Calculated	235.9	Measured	0.158	Measured	1493.1	Measured	Coal	Tangentially-fired	Dry Sorbent Injection	Low NOx Burner Technology w/ Closed-coupled/Separated OFA	Baghouse	Halogenated PAC Sorbent Injection	ARP, CSNOX, CSOSG2E, CSSO2G1, MATS
MI	J H Campbell	1710	1	########	14	1	143	389.3	Measured	0.26	Calculated	156.9	Measured	0.105	Calculated	242.4	Measured	0.162	Measured	1496.2	Measured	Coal	Tangentially-fired	Dry Sorbent Injection	Low NOx Burner Technology w/ Closed-coupled/Separated OFA	Baghouse	Halogenated PAC Sorbent Injection	ARP, CSNOX, CSOSG2E, CSSO2G1, MATS
MI	J H Campbell	1710	1	########	15	1	143	385.6	Measured	0.26	Calculated	155.7	Measured	0.105	Calculated	240.4	Measured	0.162	Measured	1484.2	Measured	Coal	Tangentially-fired	Dry Sorbent Injection	Low NOx Burner Technology w/ Closed-coupled/Separated OFA	Baghouse	Halogenated PAC Sorbent Injection	ARP, CSNOX, CSOSG2E, CSSO2G1, MATS
MI	J H Campbell	1710	1	########	16	1	144	388.7	Measured	0.261	Calculated	156.3	Measured	0.105	Calculated	232.5	Measured	0.156	Measured	1490.7	Measured	Coal	Tangentially-fired	Dry Sorbent Injection	Low NOx Burner Technology w/ Closed-coupled/Separated OFA	Baghouse	Halogenated PAC Sorbent Injection	ARP, CSNOX, CSOSG2E, CSSO2G1, MATS
MI	J H Campbell	1710	1	########	17	1	143	394.1	Measured	0.264	Calculated	156.3	Measured	0.105	Calculated	226.5	Measured	0.152	Measured	1490.2	Measured	Coal	Tangentially-fired	Dry Sorbent Injection	Low NOx Burner Technology w/ Closed-coupled/Separated OFA	Baghouse	Halogenated PAC Sorbent Injection	ARP, CSNOX, CSOSG2E, CSSO2G1, MATS
MI	J H Campbell	1710	1	########	18	1	143	378.7	Measured	0.255	Calculated	155.5	Measured	0.105	Calculated	215	Measured	0.145	Measured	1482.8	Measured	Coal	Tangentially-fired	Dry Sorbent Injection	Low NOx Burner Technology w/ Closed-coupled/Separated OFA	Baghouse	Halogenated PAC Sorbent Injection	ARP, CSNOX, CSOSG2E, CSSO2G1, MATS
MI	J H Campbell	1710	1	########	19	1	143	387.6	Measured	0.26	Calculated	156.1	Measured	0.105	Calculated	226.2	Measured	0.152	Measured	1488	Measured	Coal	Tangentially-fired	Dry Sorbent Injection	Low NOx Burner Technology w/ Closed-coupled/Separated OFA	Baghouse	Halogenated PAC Sorbent Injection	ARP, CSNOX, CSOSG2E, CSSO2G1, MATS
MI	J H Campbell	1710	1	########	20	1	143	392.1	Measured	0.264	Calculated	155.5	Measured	0.105	Calculated	219.5	Measured	0.148	Measured	1482.9	Measured	Coal	Tangentially-fired	Dry Sorbent Injection	Low NOx Burner Technology w/ Closed-coupled/Separated OFA	Baghouse	Halogenated PAC Sorbent Injection	ARP, CSNOX, CSOSG2E, CSSO2G1, MATS
MI	J H Campbell	1710	1	########	21	1	143	380.7	Measured	0.257	Calculated	155.7	Measured	0.105	Calculated	228.6	Measured	0.154	Measured	1484.1	Measured	Coal	Tangentially-fired	Dry Sorbent Injection	Low NOx Burner Technology w/ Closed-coupled/Separated OFA	Baghouse	Halogenated PAC Sorbent Injection	ARP, CSNOX, CSOSG2E, CSSO2G1, MATS
MI	J H Campbell	1710	1	########	22	1	143	386.7	Measured	0.26	Calculated	155.7	Measured	0.105	Calculated	231.6	Measured	0.156	Measured	1484.5	Measured	Coal	Tangentially-fired	Dry Sorbent Injection	Low NOx Burner Technology w/ Closed-coupled/Separated OFA	Baghouse	Halogenated PAC Sorbent Injection	ARP, CSNOX, CSOSG2E, CSSO2G1, MATS
MI	J H Campbell	1710	1	########	23	1	143	386.2	Measured	0.261	Calculated	155.2	Measured	0.105	Calculated	232.3	Measured	0.157	Measured	1479.4	Measured	Coal	Tangentially-fired	Dry Sorbent Injection	Low NOx Burner Technology w/ Closed-coupled/Separated OFA	Baghouse	Halogenated PAC Sorbent Injection	ARP, CSNOX, CSOSG2E, CSSO2G1, MATS
MI	J H Campbell	1710	1	########	0	1	143	383.3	Measured	0.259	Calculated	155.2	Measured	0.105	Calculated	229.3	Measured	0.155	Measured	1479.5	Measured	Coal	Tangentially-fired	Dry Sorbent Injection	Low NOx Burner Technology w/ Closed-coupled/Separated OFA	Baghouse	Halogenated PAC Sorbent Injection	ARP, CSNOX, CSOSG2E, CSSO2G1, MATS
MI	J H Campbell	1710	1	########	1	1	143	386.2	Measured	0.262	Calculated	154.6	Measured	0.105	Calculated	228.4	Measured	0.155	Measured	1473.7	Measured	Coal	Tangentially-fired	Dry Sorbent Injection	Low NOx Burner Technology w/ Closed-coupled/Separated OFA	Baghouse	Halogenated PAC Sorbent Injection	ARP, CSNOX, CSOSG2E, CSSO2G1, MATS
MI	J H Campbell	1710	1	########	2	1	143	380.8	Measured	0.258	Calculated	155	Measured	0.105	Calculated	220.3	Measured	0.149	Measured	1478.2	Measured	Coal	Tangentially-fired	Dry Sorbent Injection	Low NOx Burner Technology w/ Closed-coupled/Separated OFA	Baghouse	Halogenated PAC Sorbent Injection	ARP, CSNOX, CSOSG2E, CSSO2G1, MATS
MI	J H Campbell	1710	1	########	3	1	143	383.8	Measured	0.259	Calculated	155.2	Measured	0.105	Calculated	230.8	Measured	0.156	Measured	1479.8	Measured	Coal	Tangentially-fired	Dry Sorbent Injection	Low NOx Burner Technology w/ Closed-coupled/Separated OFA	Baghouse	Halogenated PAC Sorbent Injection	ARP, CSNOX, CSOSG2E, CSSO2G1, MATS
MI	J H Campbell	1710	1	########	4	1	143	378.9	Measured	0.258	Calculated	154	Measured	0.105	Calculated	233.4	Measured	0.159	Measured	1468.2	Measured	Coal	Tangentially-fired	Dry Sorbent Injection	Low NOx Burner Technology w/ Closed-coupled/Separated OFA	Baghouse	Halogenated PAC Sorbent Injection	ARP, CSNOX, CSOSG2E, CSSO2G1, MATS
MI	J H Campbell	1710	1	########	5	1	144	399.2	Measured	0.268	Calculated	156.3	Measured	0.105	Calculated	247.4	Measured	0.166	Measured	1490.4	Measured	Coal	Tangentially-fired	Dry Sorbent Injection	Low NOx Burner Technology w/ Closed-coupled/Separated OFA	Baghouse	Halogenated PAC Sorbent Injection	ARP, CSNOX, CSOSG2E, CSSO2G1, MATS
MI	J H Campbell	1710	1	########	6	1	143	392.8	Measured	0.266	Calculated	154.9	Measured	0.105	Calculated	245.2	Measured	0.166	Measured	1477.4	Measured	Coal	Tangentially-fired	Dry Sorbent Injection	Low NOx Burner Technology w/ Closed-coupled/Separated OFA	Baghouse	Halogenated PAC Sorbent Injection	ARP, CSNOX, CSOSG2E, CSSO2G1, MATS
MI	J H Campbell	1710	1	########	7	1	143	379.9	Measured	0.257	Calculated	154.8	Measured	0.105	Calculated	242.1	Measured	0.164	Measured	1476.3	Measured	Coal	Tangentially-fired	Dry Sorbent Injection	Low NOx Burner Technology w/ Closed-coupled/Separated OFA	Baghouse	Halogenated PAC Sorbent Injection	ARP, CSNOX, CSOSG2E, CSSO2G1, MATS
MI	J H Campbell	1710	1	########	8	1	145	417.1	Measured	0.278	Calculated	157.2	Measured	0.105	Calculated	260.8	Measured	0.174	Measured	1498.7	Measured	Coal	Tangentially-fired	Dry Sorbent Injection	Low NOx Burner Technology w/ Closed-coupled/Separated OFA	Baghouse	Halogenated PAC Sorbent Injection	ARP, CSNOX, CSOSG2E, CSSO2G1, MATS
MI	J H Campbell	1710	1	########	9	1	164	435.4	Measured	0.257	Calculated	178	Measured	0.105	Calculated	235.9	Measured	0.139	Measured	1697.3	Measured	Coal	Tangentially-fired	Dry Sorbent Injection	Low NOx Burner Technology w/ Closed-coupled/Separated OFA	Baghouse	Halogenated PAC Sorbent Injection	ARP, CSNOX, CSOSG2E, CSSO2G1, MATS
MI	J H Campbell	1710	1	########	10	1	162	429.3	Measured	0.257	Calculated	175.5	Measured	0.105	Calculated	237.6	Measured	0.142	Measured	1672.9	Measured	Coal	Tangentially-fired	Dry Sorbent Injection	Low NOx Burner Technology w/ Closed-coupled/Separated OFA	Baghouse	Halogenated PAC Sorbent Injection	ARP, CSNOX, CSOSG2E, CSSO2G1, MATS
MI	J H Campbell	1710	1	########	11	1	163	444.9	Measured	0.264	Calculated	176.6	Measured	0.105	Calculated	237.4	Measured	0.141	Measured	1683.5	Measured	Coal	Tangentially-fired	Dry Sorbent Injection	Low NOx Burner Technology w/ Closed-coupled/Separated OFA	Baghouse	Halogenated PAC Sorbent Injection	ARP, CSNOX, CSOSG2E, CSSO2G1, MATS
MI	J H Campbell	1710	1	########	12	1	163	514.6	Measured	0.307	Calculated	175.9	Measured	0.105	Calculated	248.3	Measured	0.148	Measured	1677.4	Measured	Coal	Tangentially-fired

MI	J H Campbell	1710	1	########	10	1	163	427.2	Measured	0.256	Calculated	174.7	Measured	0.105	Calculated	253.2	Measured	0.152	Measured	1665.6	Measured	Coal	Tangentially-fired	Dry Sorbent Injection	Low NOx Burner Technology w/ Closed-coupled/Separated OFA	Baghouse	Halogenated PAC Sorbent Injection	ARP, CSNOX, CSOSG2E, CSSO2G1, MATS
MI	J H Campbell	1710	1	########	11	1	163	433.3	Measured	0.26	Calculated	174.9	Measured	0.105	Calculated	263.5	Measured	0.158	Measured	1668	Measured	Coal	Tangentially-fired	Dry Sorbent Injection	Low NOx Burner Technology w/ Closed-coupled/Separated OFA	Baghouse	Halogenated PAC Sorbent Injection	ARP, CSNOX, CSOSG2E, CSSO2G1, MATS
MI	J H Campbell	1710	1	########	12	1	163	426.8	Measured	0.257	Calculated	174.1	Measured	0.105	Calculated	260.6	Measured	0.157	Measured	1659.9	Measured	Coal	Tangentially-fired	Dry Sorbent Injection	Low NOx Burner Technology w/ Closed-coupled/Separated OFA	Baghouse	Halogenated PAC Sorbent Injection	ARP, CSNOX, CSOSG2E, CSSO2G1, MATS
MI	J H Campbell	1710	1	########	13	1	162	426.8	Measured	0.257	Calculated	174.2	Measured	0.105	Calculated	247.4	Measured	0.149	Measured	1660.7	Measured	Coal	Tangentially-fired	Dry Sorbent Injection	Low NOx Burner Technology w/ Closed-coupled/Separated OFA	Baghouse	Halogenated PAC Sorbent Injection	ARP, CSNOX, CSOSG2E, CSSO2G1, MATS
MI	J H Campbell	1710	1	########	14	1	163	427.8	Measured	0.257	Calculated	174.8	Measured	0.105	Calculated	264.9	Measured	0.159	Measured	1666.2	Measured	Coal	Tangentially-fired	Dry Sorbent Injection	Low NOx Burner Technology w/ Closed-coupled/Separated OFA	Baghouse	Halogenated PAC Sorbent Injection	ARP, CSNOX, CSOSG2E, CSSO2G1, MATS
MI	J H Campbell	1710	1	########	15	1	163	447.1	Measured	0.269	Calculated	174.5	Measured	0.105	Calculated	269.5	Measured	0.162	Measured	1663.5	Measured	Coal	Tangentially-fired	Dry Sorbent Injection	Low NOx Burner Technology w/ Closed-coupled/Separated OFA	Baghouse	Halogenated PAC Sorbent Injection	ARP, CSNOX, CSOSG2E, CSSO2G1, MATS
MI	J H Campbell	1710	1	########	16	1	163	445.3	Measured	0.268	Calculated	174.1	Measured	0.105	Calculated	270.6	Measured	0.163	Measured	1660.3	Measured	Coal	Tangentially-fired	Dry Sorbent Injection	Low NOx Burner Technology w/ Closed-coupled/Separated OFA	Baghouse	Halogenated PAC Sorbent Injection	ARP, CSNOX, CSOSG2E, CSSO2G1, MATS
MI	J H Campbell	1710	1	########	17	1	162	407.1	Measured	0.245	Calculated	173.9	Measured	0.105	Calculated	255.4	Measured	0.154	Measured	1658.4	Measured	Coal	Tangentially-fired	Dry Sorbent Injection	Low NOx Burner Technology w/ Closed-coupled/Separated OFA	Baghouse	Halogenated PAC Sorbent Injection	ARP, CSNOX, CSOSG2E, CSSO2G1, MATS
MI	J H Campbell	1710	1	########	18	1	163	407.8	Measured	0.247	Calculated	173.1	Measured	0.105	Calculated	255.8	Measured	0.155	Measured	1650.1	Measured	Coal	Tangentially-fired	Dry Sorbent Injection	Low NOx Burner Technology w/ Closed-coupled/Separated OFA	Baghouse	Halogenated PAC Sorbent Injection	ARP, CSNOX, CSOSG2E, CSSO2G1, MATS
MI	J H Campbell	1710	1	########	19	1	163	417.7	Measured	0.251	Calculated	174.8	Measured	0.105	Calculated	248.3	Measured	0.149	Measured	1666.3	Measured	Coal	Tangentially-fired	Dry Sorbent Injection	Low NOx Burner Technology w/ Closed-coupled/Separated OFA	Baghouse	Halogenated PAC Sorbent Injection	ARP, CSNOX, CSOSG2E, CSSO2G1, MATS
MI	J H Campbell	1710	1	########	20	1	163	435.3	Measured	0.26	Calculated	175.3	Measured	0.105	Calculated	250.7	Measured	0.15	Measured	1671.5	Measured	Coal	Tangentially-fired	Dry Sorbent Injection	Low NOx Burner Technology w/ Closed-coupled/Separated OFA	Baghouse	Halogenated PAC Sorbent Injection	ARP, CSNOX, CSOSG2E, CSSO2G1, MATS
MI	J H Campbell	1710	1	########	21	1	162	421.8	Measured	0.253	Calculated	174.8	Measured	0.105	Calculated	268.3	Measured	0.161	Measured	1666.3	Measured	Coal	Tangentially-fired	Dry Sorbent Injection	Low NOx Burner Technology w/ Closed-coupled/Separated OFA	Baghouse	Halogenated PAC Sorbent Injection	ARP, CSNOX, CSOSG2E, CSSO2G1, MATS
MI	J H Campbell	1710	1	########	22	1	163	435.1	Measured	0.262	Calculated	174	Measured	0.105	Calculated	265.5	Measured	0.16	Measured	1659.1	Measured	Coal	Tangentially-fired	Dry Sorbent Injection	Low NOx Burner Technology w/ Closed-coupled/Separated OFA	Baghouse	Halogenated PAC Sorbent Injection	ARP, CSNOX, CSOSG2E, CSSO2G1, MATS
MI	J H Campbell	1710	1	########	23	1	163	440.1	Measured	0.264	Calculated	174.9	Measured	0.105	Calculated	260.2	Measured	0.156	Measured	1667.8	Measured	Coal	Tangentially-fired	Dry Sorbent Injection	Low NOx Burner Technology w/ Closed-coupled/Separated OFA	Baghouse	Halogenated PAC Sorbent Injection	ARP, CSNOX, CSOSG2E, CSSO2G1, MATS
MI	J H Campbell	1710	1	########	0	1	163	739.4	Measured	0.445	Calculated	174.3	Measured	0.105	Calculated	259.2	Measured	0.156	Measured	1661.8	Measured	Coal	Tangentially-fired	Dry Sorbent Injection	Low NOx Burner Technology w/ Closed-coupled/Separated OFA	Baghouse	Halogenated PAC Sorbent Injection	ARP, CSNOX, CSOSG2E, CSSO2G1, MATS
MI	J H Campbell	1710	1	########	1	1	163	527	Measured	0.319	Calculated	173.4	Measured	0.105	Calculated	241.5	Measured	0.146	Measured	1653.8	Measured	Coal	Tangentially-fired	Dry Sorbent Injection	Low NOx Burner Technology w/ Closed-coupled/Separated OFA	Baghouse	Halogenated PAC Sorbent Injection	ARP, CSNOX, CSOSG2E, CSSO2G1, MATS
MI	J H Campbell	1710	1	########	2	1	163	382.4	Measured	0.229	Calculated	175.3	Measured	0.105	Calculated	234	Measured	0.14	Measured	1671.4	Measured	Coal	Tangentially-fired	Dry Sorbent Injection	Low NOx Burner Technology w/ Closed-coupled/Separated OFA	Baghouse	Halogenated PAC Sorbent Injection	ARP, CSNOX, CSOSG2E, CSSO2G1, MATS
MI	J H Campbell	1710	1	########	3	1	163	413.8	Measured	0.247	Calculated	176	Measured	0.105	Calculated	258.5	Measured	0.154	Measured	1678.4	Measured	Coal	Tangentially-fired	Dry Sorbent Injection	Low NOx Burner Technology w/ Closed-coupled/Separated OFA	Baghouse	Halogenated PAC Sorbent Injection	ARP, CSNOX, CSOSG2E, CSSO2G1, MATS
MI	J H Campbell	1710	1	########	4	1	163	419.6	Measured and St	0.257	Calculated	171.4	Measured	0.105	Calculated	263.2	Measured	0.161	Measured	1634.6	Measured	Coal	Tangentially-fired	Dry Sorbent Injection	Low NOx Burner Technology w/ Closed-coupled/Separated OFA	Baghouse	Halogenated PAC Sorbent Injection	ARP, CSNOX, CSOSG2E, CSSO2G1, MATS
MI	J H Campbell	1710	1	########	5	1	163	418.1	Measured and St	0.252	Calculated	174	Measured	0.105	Calculated	258.7	Measured	0.156	Measured	1658.6	Measured	Coal	Tangentially-fired	Dry Sorbent Injection	Low NOx Burner Technology w/ Closed-coupled/Separated OFA	Baghouse	Halogenated PAC Sorbent Injection	ARP, CSNOX, CSOSG2E, CSSO2G1, MATS
MI	J H Campbell	1710	1	########	6	1	163	420.2	Measured and St	0.252	Calculated	174.8	Measured	0.105	Calculated	265	Measured	0.159	Measured	1666.9	Measured	Coal	Tangentially-fired	Dry Sorbent Injection	Low NOx Burner Technology w/ Closed-coupled/Separated OFA	Baghouse	Halogenated PAC Sorbent Injection	ARP, CSNOX, CSOSG2E, CSSO2G1, MATS
MI	J H Campbell	1710	1	########	7	1	162	419.7	Measured and St	0.252	Calculated	174.6	Measured	0.105	Calculated	261.4	Measured	0.157	Measured	1665.1	Measured	Coal	Tangentially-fired	Dry Sorbent Injection	Low NOx Burner Technology w/ Closed-coupled/Separated OFA	Baghouse	Halogenated PAC Sorbent Injection	ARP, CSNOX, CSOSG2E, CSSO2G1, MATS
MI	J H Campbell	1710	1	########	8	1	163	430	Measured	0.26	Calculated	173.7	Measured	0.105	Calculated	246.8	Measured	0.149	Measured	1656.3	Measured	Coal	Tangentially-fired	Dry Sorbent Injection	Low NOx Burner Technology w/ Closed-coupled/Separated OFA	Baghouse	Halogenated PAC Sorbent Injection	ARP, CSNOX, CSOSG2E, CSSO2G1, MATS
MI	J H Campbell	1710	1	########	9	1	163	427.1	Measured	0.256	Calculated	175	Measured	0.105	Calculated	248.7	Measured	0.149	Measured	1668.9	Measured	Coal	Tangentially-fired	Dry Sorbent Injection	Low NOx Burner Technology w/ Closed-coupled/Separated OFA	Baghouse	Halogenated PAC Sorbent Injection	ARP, CSNOX, CSOSG2E, CSSO2G1, MATS
MI	J H Campbell	1710	1	########	10	1	162	425.7	Measured	0.255	Calculated	175	Measured	0.105	Calculated	242	Measured	0.145	Measured	1668.7	Measured	Coal	Tangentially-fired	Dry Sorbent Injection	Low NOx Burner Technology w/ Closed-coupled/Separated OFA	Baghouse	Halogenated PAC Sorbent Injection	ARP, CSNOX, CSOSG2E, CSSO2G1, MATS
MI	J H Campbell	1710	1	########	11	1	163	426.4	Measured	0.254	Calculated	176.1	Measured	0.105	Calculated	258.6	Measured	0.154	Measured	1679	Measured	Coal	Tangentially-fired	Dry Sorbent Injection	Low NOx Burner Technology w/ Closed-coupled/Separated OFA	Baghouse	Halogenated PAC Sorbent Injection	ARP, CSNOX, CSOSG2E, CSSO2G1, MATS
MI	J H Campbell	1710	1	########	12	1	163	428.3	Measured	0.257	Calculated	175	Measured	0.105	Calculated	250.2	Measured	0.15	Measured	1668.1	Measured	Coal	Tangentially-fired	Dry Sorbent Injection	Low NOx Burner Technology w/ Closed-coupled/Separated OFA	Baghouse	Halogenated PAC Sorbent Injection	ARP, CSNOX, CSOSG2E, CSSO2G1, MATS
MI	J H Campbell	1710	1	########	13	1	163	433.3	Measured	0.259	Calculated	175.5	Measured	0.105	Calculated	257.7	Measured	0.154	Measured	1673.4	Measured	Coal	Tangentially-fired	Dry Sorbent Injection	Low NOx Burner Technology w/ Closed-coupled/Separated OFA	Baghouse	Halogenated PAC Sorbent Injection	ARP, CSNOX, CSOSG2E, CSSO2G1, MATS
MI	J H Campbell	1710	1	########	14	1	163	428.9	Measured	0.256	Calculated	175.8	Measured	0.105	Calculated	269.8	Measured	0.161	Measured	1676	Measured	Coal	Tangentially-fired	Dry Sorbent Injection	Low NOx Burner Technology w/ Closed-coupled/Separated OFA	Baghouse	Halogenated PAC Sorbent Injection	ARP, CSNOX, CSOSG2E, CSSO2G1, MATS
MI	J H Campbell	1710	1	########	15	1	163	439.7	Measured	0.265	Calculated	173.9	Measured	0.105	Calculated	263.6	Measured	0.159	Measured	1657.7	Measured	Coal	Tangentially-fired	Dry Sorbent Injection	Low NOx Burner Technology w/ Closed-coupled/Separated OFA	Baghouse	Halogenated PAC Sorbent Injection	ARP, CSNOX, CSOSG2E, CSSO2G1, MATS
MI	J H Campbell	1710	1	########	16	1	162	436.7	Measured	0.262	Calculated	174.6	Measured	0.105	Calculated	256.4	Measured	0.154	Measured	1665.2	Measured	Coal	Tangentially-fired	Dry Sorbent Injection	Low NOx Burner Technology w/ Closed-coupled/Separated OFA	Baghouse	Halogenated PAC Sorbent Injection	ARP, CSNOX, CSOSG2E, CSSO2G1, MATS
MI	J H Campbell	1710	1	########	17	1	163	437.5	Measured	0.262	Calculated	175.3	Measured	0.105	Calculated	254	Measured	0.152	Measured	1671.2	Measured	Coal	Tangentially-fired	Dry Sorbent Injection	Low NOx Burner Technology w/ Closed-coupled/Separated OFA	Baghouse	Halogenated PAC Sorbent Injection	ARP, CSNOX, CSOSG2E, CSSO2G1, MATS
MI	J H Campbell	1710	1	########	18	1	163	453	Measured	0.272	Calculated	174.9	Measured	0.105	Calculated	268.5	Measured	0.161	Measured	1667.9	Measured	Coal	Tangentially-fired	Dry Sorbent Injection	Low NOx Burner Technology w/ Closed-coupled/Separated OFA	Baghouse	Halogenated PAC Sorbent Injection	ARP, CSNOX, CSOSG2E, CSSO2G1, MATS
MI	J H Campbell	1710	1	########	19	1	163	436	Measured	0.262	Calculated	174.6	Measured	0.105	Calculated	269.6	Measured	0.162	Measured	1664.4	Measured	Coal	Tangentially-fired	Dry Sorbent Injection	Low NOx Burner Technology w/ Closed-coupled/Separated OFA	Baghouse	Halogenated PAC Sorbent Injection	ARP, CSNOX, CSOSG2E, CSSO2G1, MATS
MI	J H Campbell	1710	1	########	20	1	162	434.3	Measured	0.261	Calculated	174.8	Measured	0.105	Calculated	258.3	Measured	0.155	Measured	1666.6	Measured	Coal	Tangentially-fired	Dry Sorbent Injection	Low NOx Burner Technology w/ Closed-coupled/Separated OFA	Baghouse	Halogenated PAC Sorbent Injection	ARP, CSNOX, CSOSG2E, CSSO2G1, MATS
MI	J H Campbell	1710	1	########	21	1	163	436.4	Measured	0.262	Calculated	174.7	Measured	0.105	Calculated	253.2	Measured	0.152	Measured	1665.9	Measured	Coal	Tangentially-fired	Dry Sorbent Injection	Low NOx Burner Technology w/ Closed-coupled/Separated OFA	Baghouse	Halogenated PAC Sorbent Injection	ARP, CSNOX, CSOSG2E, CSSO2G1, MATS
MI	J H Campbell	1710	1	########	22	1	162	437.4	Measured	0.265	Calculated	173.1	Measured	0.105	Calculated	242.6	Measured	0.147	Measured	1650.6	Measured	Coal	Tangentially-fired	Dry Sorbent Injection	Low NOx Burner Technology w/ Closed-coupled/Separated OFA	Baghouse	Halogenated PAC Sorbent Injection	ARP, CSNOX, CSOSG2E, CSSO2G1, MATS
MI	J H Campbell	1710	1	########	23	1	162	422.9	Measured	0.255	Calculated	173.7	Measured	0.105	Calculated	255	Measured	0.154	Measured	1656.1	Measured	Coal	Tangentially-fired	Dry Sorbent Injection	Low NOx Burner Technology w/ Closed-coupled/Separated OFA	Baghouse	Halogenated PAC Sorbent Injection	ARP, CSNOX, CSOSG2E, CSSO2G1, MATS
MI	J H Campbell	1710	1	########	0	1	163	388.8	Measured	0.234	Calculated	174.3	Measured	0.105	Calculated	254.3	Measured	0.153	Measured	1662.2	Measured	Coal	Tangentially-fired	Dry Sorbent Injection	Low NOx Burner Technology w/ Closed-coupled/Separated OFA	Baghouse	Halogenated PAC Sorbent Injection	ARP, CSNOX, CSOSG2E, CSSO2G1, MATS
MI	J H Campbell	1710	1	########	1	1	163	391.4	Measured	0.233	Calculated	176	Measured	0.105	Calculated	250.1	Measured	0.149	Measured	1678.5	Measured	Coal	Tangentially-fired	Dry Sorbent Injection	Low NOx Burner Technology w/ Closed-coupled/Separated OFA	Baghouse	Halogenated PAC Sorbent Injection	ARP, CSNOX, CSOSG2E, CSSO2G1, MATS
MI	J H Campbell	1710	1	########	2	1	163	420.1	Measured	0.252	Calculated	175	Measured	0.105	Calculated	238.6	Measured	0.143	Measured	1668.8	Measured	Coal	Tangentially-fired	Dry Sorbent Injection	Low NOx Burner Technology w/ Closed-coupled/Separated OFA	Baghouse	Halogenated PAC Sorbent Injection	ARP, CSNOX, CSOSG2E, CSSO2G1, MATS
MI	J H Campbell	1710	1	########	3	1	162	421.4	Measured	0.252	Calculated	175.4	Measured	0.105	Calculated	249.2	Measured	0.149	Measured	1672.2	Measured	Coal	Tangentially-fired	Dry Sorbent Injection	Low NOx Burner Technology w/ Closed-coupled/Separated OFA	Baghouse	Halogenated PAC Sorbent Injection	ARP, CSNOX, CSOSG2E, CSSO2G1, MATS
MI	J H Campbell	1710	1	########	4	1	163	417.5	Measured	0.25	Calculated	174.8	Measured	0.105	Calculated	260.1	Measured	0.156	Measured	1667.1	Measured	Coal	Tangentially-fired	Dry Sorbent Injection	Low NOx Burner Technology w/ Closed-coupled/Separated OFA	Baghouse	Halogenated PAC Sorbent Injection	ARP, CSNOX, CSOSG2E, CSSO2G1, MATS
MI	J H Campbell	1710	1	########	5	1	163	431.9	Measured	0.259	Calculated	174.7	Measured	0.105	Calculated	259.9	Measured	0.156	Measured	1666.1	Measured	Coal	Tangentially-fired	Dry Sorbent Injection	Low NOx Burner Technology w/ Closed-coupled/Separated OFA	Baghouse	Halogenated PAC Sorbent Injection	ARP, CSNOX, CSOSG2E, CSSO2G1, MATS
MI	J H Campbell	1710	1	########	6	1	163	425.3	Measured	0.254	Calculated	175.5	Measured	0.105	Calculated	252.7	Measured	0.151	Measured	1673.2	Measured	Coal	Tangentially-fired	Dry Sorbent Injection	Low NOx Burner Technology w/ Closed-coupled/Separated OFA	Baghouse	Halogenated PAC Sorbent Injection	ARP, CSNOX, CSOSG2E, CSSO2G1, MATS
MI	J H Campbell	1710	1	########	7	1	163	435.8	Measured	0.261	Calculated	175	Measured	0.105	Calculated	248.5	Measured	0.149	Measured	1668.1	Measured	Coal	Tangentially-fired	Dry Sorbent Injection	Low NOx Burner Technology w/ Closed-coupled/Separated OFA	Baghouse	Halogenated PAC Sorbent Injection	ARP, CSNOX, CSOSG2E, CSSO2G1, MATS
MI	J H Campbell	1710	1	########	8	1	162	434.3	Measured	0.259	Calculated	175.6	Measured	0.105	Calculated	252.8	Measured	0.151	Measured	1674.5	Measured	Coal	Tangentially-fired	Dry Sorbent Injection	Low NOx Burner Technology w/ Closed-coupled/Separated OFA	Baghouse	Halogenated PAC Sorbent Injection	ARP, CSNOX, CSOSG2E, CSSO2G1, MATS
MI	J H Campbell	1710	1	########	9	1	163	433.3	Measured	0.259	Calculated	175.6	Measured	0.105	Calculated	256.2	Measured	0.153	Measured	1674.3	Measured	Coal	Tangentially-fired	Dry Sorbent Injection	Low NOx Burner Technology w/ Closed-coupled/Separated OFA	Baghouse	Halogenated PAC Sorbent Injection	ARP, CSNOX, CSOSG2E, CSSO2G1, MATS
MI	J H Campbell	1710	1	########	10	1	163	425	Measured	0.254	Calculated	175.7	Measured	0.105	Calculated	261.4	Measured	0.156	Measured	1675.6	Measured	Coal	Tangentially-fired	Dry Sorbent Injection	Low NOx Burner Technology w/ Closed-coupled/Separated OFA	Baghouse	Halogenated PAC Sorbent Injection	ARP, CSNOX, CSOSG2E, CSSO2G1, MATS
MI	J H Campbell	1710	1	########	11	1	163	432.1	Measured	0.258	Calculated	175.5	Measured	0.105	Calculated	254.3	Measured	0.152	Measured	1673.1	Measured	Coal	Tangentially-fired	Dry Sorbent Injection	Low NOx Burner Technology w/ Closed-coupled/Separated OFA	Baghouse	Halogenated PAC Sorbent Injection	ARP, CSNOX, CSOSG2E, CSSO2G1, MATS
MI	J H Campbell	1710	1	########	12	1	163	431.1	Measured	0.26	Calculated	174	Measured	0.105	Calculated	258.9	Measured	0.156	Measured	1659.5	Measured	Coal	Tangentially-fired	Dry Sorbent Injection	Low NOx Burner Technology w/ Closed-coupled/Separated OFA	Baghouse	Halogenated PAC Sorbent Injection	ARP, CSNOX, CSOSG2E, CSSO2G1, MATS
MI	J H Campbell	1710	1	########	13	1	163	436.9	Measured	0.263	Calculated	174	Measured	0.105	Calculated	258.8	Measured	0.156	Measured	1659.1	Measured	Coal	Tangentially-fired	Dry Sorbent Injection	Low NOx Burner Technology w/ Closed-coupled/Separated OFA	Baghouse	Halogenated PAC Sorbent Injection	ARP, CSNOX, CSOSG2E, CSSO2G1, MATS
MI	J H Campbell	1710	1	########	14	1	163	434.2	Measured	0.259	Calculated	175.8	Measured	0.105	Calculated	264.8	Measured	0.158	Measured	1675.8	Measured	Coal	Tangentially-fired	Dry Sorbent Injection	Low NOx Burner Technology w/ Closed-coupled/Separated OFA	Baghouse	Halogenated PAC Sorbent Injection	ARP, CSNOX, CSOSG2E, CSSO2G1, MATS
MI	J H Campbell	1710	1	########	15	1	163	434.6	Measured	0.259	Calculated	175.7	Measured	0.105	Calculated	274.7	Measured	0.164	Measured	1675	Measured	Coal	Tangentially-fired	Dry Sorbent Injection	Low NOx Burner Technology w/ Closed-coupled/Separated OFA	Baghouse	Halogenated PAC Sorbent Injection	ARP, CSNOX, CSOSG2E, CSSO2G1, MATS
MI	J H Campbell	1710	1	########	16	1	163	428.9	Measured	0.257	Calculated	175	Measured	0.105	Calculated	277.1	Measured	0.166	Measured	1669	Measured	Coal	Tangentially-fired	Dry Sorbent Injection	Low NOx Burner Technology w/ Closed-coupled/Separated OFA	Baghouse	Halogenated PAC Sorbent Injection	ARP, CSNOX, CSOSG2E, CSSO2G1, MATS
MI	J H Campbell	1710	1	########	17	1	163	433.6	Measured	0.261	Calculated	174.3	Measured	0.105	Calculated	275.9	Measured	0.166	Measured	1662.2	Measured	Coal	Tangentially-fired	Dry Sorbent Injection	Low NOx Burner Technology w/ Closed-coupled/Separated OFA	Baghouse	Halogenated PAC Sorbent Injection	ARP, CSNOX, CSOSG2E, CSSO2G1, MATS
MI	J H Campbell	1710	1	########	18	1	162	428.8	Measured	0.259	Calculated	173.7	Measured	0.105	Calculated	265	Measured	0.16	Measured	1656.2	Measured	Coal	Tangentially-fired	Dry Sorbent Injection	Low NOx Burner Technology w/ Closed-coupled/Separated OFA	Baghouse	Halogenated PAC Sorbent Injection	ARP, CSNOX, CSOSG2E, CSSO2G1, MATS
MI	J H Campbell	1710	1	########	19	1	163	433.6	Measured	0.259	Calculated	175.7	Measured	0.105	Calculated	258	Measured	0.154	Measured	1675.4	Measured	Coal	Tangentially-fired	Dry Sorbent Injection	Low NOx Burner Technology w/ Closed-coupled/Separated OFA	Baghouse	Halogenated PAC Sorbent Injection	ARP, CSNOX, CSOSG2E, CSSO2G1, MATS
MI	J H Campbell	1710	1	########	20	1	163	436.6	Measured	0.261	Calculated	175.4	Measured	0.105	Calculated	247.6	Measured	0.148	Measured	1672.7	Measured	Coal	Tangentially-fired	Dry Sorbent Injection	Low NOx Burner Technology w/ Closed-coupled/Separated OFA	Baghouse	Halogenated PAC Sorbent Injection	ARP, CSNOX, CSOSG2E, CSSO2G1, MATS
MI	J H Campbell	1710	1	########	21	1	163	431.8	Measured	0.257	Calculated	176.6	Measured	0.105	Calculated	259.2	Measured	0.154	Measured	1683.4	Measured	Coal	Tangentially-fired	Dry Sorbent Injection	Low NOx Burner Technology w/ Closed-coupled/Separated OFA	Baghouse	Halogenated PAC Sorbent Injection	ARP, CSNOX, CSOSG2E, CSSO2G1, MATS
MI	J H Campbell	1710	1	########	22	1	163	433.2	Measured	0.258	Calculated	176.1	Measured	0.105	Calculated	272	Measured	0.162	Measured	1679.3	Measured	Coal	Tangentially-fired	Dry Sorbent Injection	Low NOx Burner Technology w/ Closed-coupled/Separated OFA	Baghouse	Halogenated PAC Sorbent Injection	ARP, CSNOX, CSOSG2E, CSSO2G1, MATS
MI	J H Campbell	1710	1	########	23	1	163	438.9	Measured	0.262	Calculated	176	Measured	0.105	Calculated	270.2	Measured	0.161	Measured	1678.1	Measured	Coal	Tangentially-fired	Dry Sorbent Injection	Low NOx Burner Technology w/ Closed-coupled/Separated OFA	Baghouse	Halogenated PAC Sorbent Injection	ARP, CSNOX, CSOSG2E, CSSO2G1, MATS
MI	J H Campbell	1710	1	########	0	1	163	438.7	Measured	0.261	Calculated	176.5	Measured	0.105	Calculated	262.5	Measured	0.156	Measured	1682.8	Measured	Coal	Tangentially-fired	Dry Sorbent Injection	Low NOx Burner Technology w/ Closed-coupled/Separated OFA	Baghouse	Halogenated PAC Sorbent Injection	ARP, CSNOX, CSOSG2E, CSSO2G1, MATS
MI	J H Campbell	1710	1	########	1	1	163	446.8	Measured	0.266	Calculated	175.9	Measured	0.105	Calculated	253.2	Measured	0.151	Measured	1677	Measured	Coal	Tangentially-fired	Dry Sorbent Injection	Low NOx Burner Technology w/ Closed-coupled/Separated OFA	Baghouse	Halogenated PAC Sorbent Injection	ARP, CSNOX, CSOSG2E, CSSO2G1, MATS
MI	J H Campbell	1710	1	########	2	1	162	435.1	Measured	0.261	Calculated	175	Measured	0.105	Calculated	245.3	Measured	0.147	Measured	1668.9	Measured	Coal	Tangentially-fired	Dry Sorbent Injection	Low NOx Burner Technology w/ Closed-coupled/Separated OFA	Baghouse	Halogenated PAC Sorbent Injection	ARP, CSNOX, CSOSG2E, CSSO2G1, MATS
MI	J H Campbell	1710	1	########	3	1	163	431.2	Measured	0.257	Calculated	175.8	Measured	0.105	Calculated	263.2	Measured	0.157	Measured	1676.5	Measured	Coal	Tangentially-fired	Dry Sorbent Injection	Low NOx Burner Technology w/ Closed-coupled/Separated OFA	Baghouse	Halogenated PAC Sorbent Injection	ARP, CSNOX, CSOSG2E, CSSO2G1, MATS
MI	J H Campbell	1710	1	########	4	1	163	432.7	Measured	0.26	Calculated	174.7	Measured	0.105	Calculated	268.2	Measured	0.161	Measured	1665.7	Measured	Coal	Tangentially-fired	Dry Sorbent Injection	Low NOx Burner Technology w/ Closed-coupled/Separated OFA	Baghouse	Halogenated PAC Sorbent Injection	ARP, CSNOX, CSOSG2E, CSSO2G1, MATS
MI	J H Campbell	1710	1	########	5	1	163	475.9	Measured	0.283	Calculated	176.7	Measured	0.105	Calculated	274.6	Measured	0.163	Measured	1684.4	Measured	Coal	Tangentially-fired	Dry Sorbent Injection	Low NOx Burner Technology w/ Closed-coupled/Separated OFA	Baghouse	Halogenated PAC Sorbent Injection	ARP, CSNOX, CSOSG2E, CSSO2G1, MATS
MI	J H Campbell	1710	1	########	6	1	163	493.7	Measured	0.293	Calculated	176.5	Measured	0.105	Calculated	277.7	Measured	0.165	Measured	1683.2	Measured	Coal	Tangentially-fired	Dry Sorbent Injection	Low NOx Burner Technology w/ Closed-coupled/Separated OFA	Baghouse	Halogenated PAC Sorbent Injection	ARP, CSNOX, CSOSG2E, CSSO2G1, MATS
MI	J H Campbell	1710	1	########	7	1	163	460.7	Measured	0.272	Calculated	177.4	Measured	0.105	Calculated	277.3	Measured	0.164	Measured	1691.1	Measured	Coal	Tangentially-fired	Dry Sorbent Injection	Low NOx Burner Technology w/ Closed-coupled/Separated OFA	Baghouse	Halogenated PAC Sorbent Injection	ARP, CSNOX, CSOSG2E, CSSO2G1, MATS
MI	J H Campbell	1710	1	########	8	1	163	413.2	Measured	0.245	Calculated	176.6	Measured	0.105	Calculated	274.4	Measured	0.163	Measured	1683.5	Measured	Coal	Tangentially-fired	Dry Sorbent Injection	Low NOx Burner Technology w/ Closed-coupled/Separated OFA	Baghouse	Halogenated PAC Sorbent Injection	ARP, CSNOX, CSOSG2E, CSSO2G1, MATS
MI	J H Campbell	1710	1	########	9	1	163	387.3	Measured	0.231	Calculated	176	Measured	0.105	Calculated	263.5	Measured	0.157	Measured	1678.5	Measured	Coal	Tangentially-fired	Dry Sorbent Injection	Low NOx Burner Technology w/ Closed-coupled/Separated OFA	Baghouse	Halogenated PAC Sorbent Injection	ARP, CSNOX, CSOSG2E, CSSO2G1, MATS
MI	J H Campbell	1710	1	########	10	1	162	413.3	Measured	0.247	Calculated	175.8	Measured	0.105	Calculated	261.5	Measured	0.156	Measured	1676.3	Measured	Coal	Tangentially-fired	Dry Sorbent Injection	Low NOx Burner Technology w/ Closed-coupled/Separated OFA	Baghouse	Halogenated PAC Sorbent Injection	ARP, CSNOX, CSOSG2E, CSSO2G1, MATS
MI	J H Campbell	1710	1	########	11	1	163	433.5	Measured	0.262	Calculated	173.7	Measured	0.105	Calculated	253.4	Measured	0.153	Measured	1656.5	Measured	Coal	Tangentially-fired	Dry Sorbent Injection	Low N

MI	J H Campbell	1710	1	########	9	1	164	428.9	Measured	0.255	Calculated	176.4	Measured	0.105	Calculated	230.4	Measured	0.137	Measured	1682	Measured	Coal	Tangentially-fired	Dry Sorbent Injection	Low NOx Burner Technology w/ Closed-coupled/Separated OFA	Baghouse	Halogenated PAC Sorbent Injection	ARP, CSNOX, CSOSG2E, CSSO2G1, MATS
MI	J H Campbell	1710	1	########	10	1	163	432.4	Measured	0.259	Calculated	175.2	Measured	0.105	Calculated	222.2	Measured	0.133	Measured	1670.7	Measured	Coal	Tangentially-fired	Dry Sorbent Injection	Low NOx Burner Technology w/ Closed-coupled/Separated OFA	Baghouse	Halogenated PAC Sorbent Injection	ARP, CSNOX, CSOSG2E, CSSO2G1, MATS
MI	J H Campbell	1710	1	########	11	1	163	430.2	Measured	0.257	Calculated	175.8	Measured	0.105	Calculated	224.6	Measured	0.134	Measured	1676.3	Measured	Coal	Tangentially-fired	Dry Sorbent Injection	Low NOx Burner Technology w/ Closed-coupled/Separated OFA	Baghouse	Halogenated PAC Sorbent Injection	ARP, CSNOX, CSOSG2E, CSSO2G1, MATS
MI	J H Campbell	1710	1	########	12	1	163	439.4	Measured	0.261	Calculated	176.4	Measured	0.105	Calculated	230.4	Measured	0.137	Measured	1681.7	Measured	Coal	Tangentially-fired	Dry Sorbent Injection	Low NOx Burner Technology w/ Closed-coupled/Separated OFA	Baghouse	Halogenated PAC Sorbent Injection	ARP, CSNOX, CSOSG2E, CSSO2G1, MATS
MI	J H Campbell	1710	1	########	13	1	163	438.4	Measured	0.26	Calculated	176.5	Measured	0.105	Calculated	237.3	Measured	0.141	Measured	1683.1	Measured	Coal	Tangentially-fired	Dry Sorbent Injection	Low NOx Burner Technology w/ Closed-coupled/Separated OFA	Baghouse	Halogenated PAC Sorbent Injection	ARP, CSNOX, CSOSG2E, CSSO2G1, MATS
MI	J H Campbell	1710	1	########	14	1	163	430.1	Measured	0.257	Calculated	175.6	Measured	0.105	Calculated	234.4	Measured	0.14	Measured	1674.3	Measured	Coal	Tangentially-fired	Dry Sorbent Injection	Low NOx Burner Technology w/ Closed-coupled/Separated OFA	Baghouse	Halogenated PAC Sorbent Injection	ARP, CSNOX, CSOSG2E, CSSO2G1, MATS
MI	J H Campbell	1710	1	########	15	1	163	423.4	Measured	0.253	Calculated	175.7	Measured	0.105	Calculated	232.8	Measured	0.139	Measured	1674.8	Measured	Coal	Tangentially-fired	Dry Sorbent Injection	Low NOx Burner Technology w/ Closed-coupled/Separated OFA	Baghouse	Halogenated PAC Sorbent Injection	ARP, CSNOX, CSOSG2E, CSSO2G1, MATS
MI	J H Campbell	1710	1	########	16	1	163	437.1	Measured	0.262	Calculated	175.1	Measured	0.105	Calculated	227.1	Measured	0.136	Measured	1669.7	Measured	Coal	Tangentially-fired	Dry Sorbent Injection	Low NOx Burner Technology w/ Closed-coupled/Separated OFA	Baghouse	Halogenated PAC Sorbent Injection	ARP, CSNOX, CSOSG2E, CSSO2G1, MATS
MI	J H Campbell	1710	1	########	17	1	163	442.1	Measured	0.265	Calculated	174.9	Measured	0.105	Calculated	230.2	Measured	0.138	Measured	1667.9	Measured	Coal	Tangentially-fired	Dry Sorbent Injection	Low NOx Burner Technology w/ Closed-coupled/Separated OFA	Baghouse	Halogenated PAC Sorbent Injection	ARP, CSNOX, CSOSG2E, CSSO2G1, MATS
MI	J H Campbell	1710	1	########	18	1	163	428.1	Measured	0.257	Calculated	174.6	Measured	0.105	Calculated	226.4	Measured	0.136	Measured	1664.7	Measured	Coal	Tangentially-fired	Dry Sorbent Injection	Low NOx Burner Technology w/ Closed-coupled/Separated OFA	Baghouse	Halogenated PAC Sorbent Injection	ARP, CSNOX, CSOSG2E, CSSO2G1, MATS
MI	J H Campbell	1710	1	########	19	1	163	433.9	Measured	0.26	Calculated	174.7	Measured	0.105	Calculated	231.6	Measured	0.139	Measured	1665.9	Measured	Coal	Tangentially-fired	Dry Sorbent Injection	Low NOx Burner Technology w/ Closed-coupled/Separated OFA	Baghouse	Halogenated PAC Sorbent Injection	ARP, CSNOX, CSOSG2E, CSSO2G1, MATS
MI	J H Campbell	1710	1	########	20	1	170	466.1	Measured	0.271	Calculated	180.7	Measured	0.105	Calculated	267	Measured	0.155	Measured	1722.8	Measured	Coal	Tangentially-fired	Dry Sorbent Injection	Low NOx Burner Technology w/ Closed-coupled/Separated OFA	Baghouse	Halogenated PAC Sorbent Injection	ARP, CSNOX, CSOSG2E, CSSO2G1, MATS
MI	J H Campbell	1710	1	########	21	1	209	574.1	Measured	0.275	Calculated	219	Measured	0.105	Calculated	300.7	Measured	0.144	Measured	2088.3	Measured	Coal	Tangentially-fired	Dry Sorbent Injection	Low NOx Burner Technology w/ Closed-coupled/Separated OFA	Baghouse	Halogenated PAC Sorbent Injection	ARP, CSNOX, CSOSG2E, CSSO2G1, MATS
MI	J H Campbell	1710	1	########	22	1	214	552.1	Measured	0.258	Calculated	224.8	Measured	0.105	Calculated	325.9	Measured	0.152	Measured	2143.8	Measured	Coal	Tangentially-fired	Dry Sorbent Injection	Low NOx Burner Technology w/ Closed-coupled/Separated OFA	Baghouse	Halogenated PAC Sorbent Injection	ARP, CSNOX, CSOSG2E, CSSO2G1, MATS
MI	J H Campbell	1710	1	########	23	1	214	542.1	Measured	0.253	Calculated	224.6	Measured	0.105	Calculated	334.1	Measured	0.156	Measured	2141.4	Measured	Coal	Tangentially-fired	Dry Sorbent Injection	Low NOx Burner Technology w/ Closed-coupled/Separated OFA	Baghouse	Halogenated PAC Sorbent Injection	ARP, CSNOX, CSOSG2E, CSSO2G1, MATS
MI	J H Campbell	1710	1	########	0	1	215	551.8	Measured	0.258	Calculated	224.7	Measured	0.105	Calculated	329.9	Measured	0.154	Measured	2142.3	Measured	Coal	Tangentially-fired	Dry Sorbent Injection	Low NOx Burner Technology w/ Closed-coupled/Separated OFA	Baghouse	Halogenated PAC Sorbent Injection	ARP, CSNOX, CSOSG2E, CSSO2G1, MATS
MI	J H Campbell	1710	1	########	1	1	215	569.2	Measured	0.268	Calculated	223.1	Measured	0.105	Calculated	325.4	Measured	0.153	Measured	2127	Measured	Coal	Tangentially-fired	Dry Sorbent Injection	Low NOx Burner Technology w/ Closed-coupled/Separated OFA	Baghouse	Halogenated PAC Sorbent Injection	ARP, CSNOX, CSOSG2E, CSSO2G1, MATS
MI	J H Campbell	1710	1	########	2	1	214	570.4	Measured	0.267	Calculated	223.9	Measured	0.105	Calculated	316	Measured	0.148	Measured	2135.3	Measured	Coal	Tangentially-fired	Dry Sorbent Injection	Low NOx Burner Technology w/ Closed-coupled/Separated OFA	Baghouse	Halogenated PAC Sorbent Injection	ARP, CSNOX, CSOSG2E, CSSO2G1, MATS
MI	J H Campbell	1710	1	########	3	1	214	562.1	Measured	0.262	Calculated	225.3	Measured	0.105	Calculated	324.3	Measured	0.151	Measured	2148	Measured	Coal	Tangentially-fired	Dry Sorbent Injection	Low NOx Burner Technology w/ Closed-coupled/Separated OFA	Baghouse	Halogenated PAC Sorbent Injection	ARP, CSNOX, CSOSG2E, CSSO2G1, MATS
MI	J H Campbell	1710	1	########	4	1	215	570	Measured	0.27	Calculated	221.5	Measured	0.105	Calculated	323.1	Measured	0.153	Measured	2111.8	Measured	Coal	Tangentially-fired	Dry Sorbent Injection	Low NOx Burner Technology w/ Closed-coupled/Separated OFA	Baghouse	Halogenated PAC Sorbent Injection	ARP, CSNOX, CSOSG2E, CSSO2G1, MATS
MI	J H Campbell	1710	1	########	5	1	215	593	Measured	0.276	Calculated	225.2	Measured	0.105	Calculated	328.5	Measured	0.153	Measured	2147	Measured	Coal	Tangentially-fired	Dry Sorbent Injection	Low NOx Burner Technology w/ Closed-coupled/Separated OFA	Baghouse	Halogenated PAC Sorbent Injection	ARP, CSNOX, CSOSG2E, CSSO2G1, MATS
MI	J H Campbell	1710	1	########	6	1	215	585.7	Measured	0.272	Calculated	225.8	Measured	0.105	Calculated	329.4	Measured	0.153	Measured	2152.8	Measured	Coal	Tangentially-fired	Dry Sorbent Injection	Low NOx Burner Technology w/ Closed-coupled/Separated OFA	Baghouse	Halogenated PAC Sorbent Injection	ARP, CSNOX, CSOSG2E, CSSO2G1, MATS
MI	J H Campbell	1710	1	########	7	1	215	566.1	Measured	0.265	Calculated	224.4	Measured	0.105	Calculated	327.4	Measured	0.153	Measured	2139.9	Measured	Coal	Tangentially-fired	Dry Sorbent Injection	Low NOx Burner Technology w/ Closed-coupled/Separated OFA	Baghouse	Halogenated PAC Sorbent Injection	ARP, CSNOX, CSOSG2E, CSSO2G1, MATS
MI	J H Campbell	1710	1	########	8	1	215	546.5	Measured	0.255	Calculated	224.8	Measured	0.105	Calculated	323.6	Measured	0.151	Measured	2143.3	Measured	Coal	Tangentially-fired	Dry Sorbent Injection	Low NOx Burner Technology w/ Closed-coupled/Separated OFA	Baghouse	Halogenated PAC Sorbent Injection	ARP, CSNOX, CSOSG2E, CSSO2G1, MATS
MI	J H Campbell	1710	1	########	9	1	214	577.2	Measured	0.268	Calculated	225.7	Measured	0.105	Calculated	322.8	Measured	0.15	Measured	2152.3	Measured	Coal	Tangentially-fired	Dry Sorbent Injection	Low NOx Burner Technology w/ Closed-coupled/Separated OFA	Baghouse	Halogenated PAC Sorbent Injection	ARP, CSNOX, CSOSG2E, CSSO2G1, MATS
MI	J H Campbell	1710	1	########	10	1	215	566.6	Measured	0.265	Calculated	224	Measured	0.105	Calculated	318.2	Measured	0.149	Measured	2135.4	Measured	Coal	Tangentially-fired	Dry Sorbent Injection	Low NOx Burner Technology w/ Closed-coupled/Separated OFA	Baghouse	Halogenated PAC Sorbent Injection	ARP, CSNOX, CSOSG2E, CSSO2G1, MATS
MI	J H Campbell	1710	1	########	11	1	215	536.1	Measured	0.251	Calculated	223.7	Measured	0.105	Calculated	320	Measured	0.15	Measured	2133	Measured	Coal	Tangentially-fired	Dry Sorbent Injection	Low NOx Burner Technology w/ Closed-coupled/Separated OFA	Baghouse	Halogenated PAC Sorbent Injection	ARP, CSNOX, CSOSG2E, CSSO2G1, MATS
MI	J H Campbell	1710	1	########	12	1	215	530.8	Measured	0.249	Calculated	224	Measured	0.105	Calculated	316.1	Measured	0.148	Measured	2136	Measured	Coal	Tangentially-fired	Dry Sorbent Injection	Low NOx Burner Technology w/ Closed-coupled/Separated OFA	Baghouse	Halogenated PAC Sorbent Injection	ARP, CSNOX, CSOSG2E, CSSO2G1, MATS
MI	J H Campbell	1710	1	########	13	1	215	544.3	Measured	0.254	Calculated	224.6	Measured	0.105	Calculated	316.9	Measured	0.148	Measured	2141.4	Measured	Coal	Tangentially-fired	Dry Sorbent Injection	Low NOx Burner Technology w/ Closed-coupled/Separated OFA	Baghouse	Halogenated PAC Sorbent Injection	ARP, CSNOX, CSOSG2E, CSSO2G1, MATS
MI	J H Campbell	1710	1	########	14	1	215	563.6	Measured	0.265	Calculated	223.4	Measured	0.105	Calculated	313.2	Measured	0.147	Measured	2130.4	Measured	Coal	Tangentially-fired	Dry Sorbent Injection	Low NOx Burner Technology w/ Closed-coupled/Separated OFA	Baghouse	Halogenated PAC Sorbent Injection	ARP, CSNOX, CSOSG2E, CSSO2G1, MATS
MI	J H Campbell	1710	1	########	15	1	214	576.1	Measured	0.272	Calculated	221.9	Measured	0.105	Calculated	315.3	Measured	0.149	Measured	2115.8	Measured	Coal	Tangentially-fired	Dry Sorbent Injection	Low NOx Burner Technology w/ Closed-coupled/Separated OFA	Baghouse	Halogenated PAC Sorbent Injection	ARP, CSNOX, CSOSG2E, CSSO2G1, MATS
MI	J H Campbell	1710	1	########	16	1	215	551.4	Measured	0.259	Calculated	223.1	Measured	0.105	Calculated	314.8	Measured	0.148	Measured	2127	Measured	Coal	Tangentially-fired	Dry Sorbent Injection	Low NOx Burner Technology w/ Closed-coupled/Separated OFA	Baghouse	Halogenated PAC Sorbent Injection	ARP, CSNOX, CSOSG2E, CSSO2G1, MATS
MI	J H Campbell	1710	1	########	17	1	215	547.9	Measured	0.258	Calculated	222.6	Measured	0.105	Calculated	318.3	Measured	0.15	Measured	2122.2	Measured	Coal	Tangentially-fired	Dry Sorbent Injection	Low NOx Burner Technology w/ Closed-coupled/Separated OFA	Baghouse	Halogenated PAC Sorbent Injection	ARP, CSNOX, CSOSG2E, CSSO2G1, MATS
MI	J H Campbell	1710	1	########	18	1	215	543.6	Measured	0.255	Calculated	223.6	Measured	0.105	Calculated	313.4	Measured	0.147	Measured	2132	Measured	Coal	Tangentially-fired	Dry Sorbent Injection	Low NOx Burner Technology w/ Closed-coupled/Separated OFA	Baghouse	Halogenated PAC Sorbent Injection	ARP, CSNOX, CSOSG2E, CSSO2G1, MATS
MI	J H Campbell	1710	1	########	19	1	215	543.8	Measured	0.254	Calculated	224.4	Measured	0.105	Calculated	320.9	Measured	0.15	Measured	2139.5	Measured	Coal	Tangentially-fired	Dry Sorbent Injection	Low NOx Burner Technology w/ Closed-coupled/Separated OFA	Baghouse	Halogenated PAC Sorbent Injection	ARP, CSNOX, CSOSG2E, CSSO2G1, MATS
MI	J H Campbell	1710	1	########	20	1	215	549.4	Measured	0.256	Calculated	225.1	Measured	0.105	Calculated	319.8	Measured	0.149	Measured	2146.1	Measured	Coal	Tangentially-fired	Dry Sorbent Injection	Low NOx Burner Technology w/ Closed-coupled/Separated OFA	Baghouse	Halogenated PAC Sorbent Injection	ARP, CSNOX, CSOSG2E, CSSO2G1, MATS
MI	J H Campbell	1710	1	########	21	1	214	544.9	Measured	0.257	Calculated	222.7	Measured	0.105	Calculated	318.5	Measured	0.15	Measured	2123.4	Measured	Coal	Tangentially-fired	Dry Sorbent Injection	Low NOx Burner Technology w/ Closed-coupled/Separated OFA	Baghouse	Halogenated PAC Sorbent Injection	ARP, CSNOX, CSOSG2E, CSSO2G1, MATS
MI	J H Campbell	1710	1	########	22	1	214	551.7	Measured	0.26	Calculated	222.8	Measured	0.105	Calculated	316.5	Measured	0.149	Measured	2123.9	Measured	Coal	Tangentially-fired	Dry Sorbent Injection	Low NOx Burner Technology w/ Closed-coupled/Separated OFA	Baghouse	Halogenated PAC Sorbent Injection	ARP, CSNOX, CSOSG2E, CSSO2G1, MATS
MI	J H Campbell	1710	1	########	23	1	215	550.8	Measured	0.256	Calculated	226.1	Measured	0.105	Calculated	321.2	Measured	0.149	Measured	2155.7	Measured	Coal	Tangentially-fired	Dry Sorbent Injection	Low NOx Burner Technology w/ Closed-coupled/Separated OFA	Baghouse	Halogenated PAC Sorbent Injection	ARP, CSNOX, CSOSG2E, CSSO2G1, MATS
MI	J H Campbell	1710	1	########	0	1	215	554.2	Measured	0.259	Calculated	224.7	Measured	0.105	Calculated	325.6	Measured	0.152	Measured	2142	Measured	Coal	Tangentially-fired	Dry Sorbent Injection	Low NOx Burner Technology w/ Closed-coupled/Separated OFA	Baghouse	Halogenated PAC Sorbent Injection	ARP, CSNOX, CSOSG2E, CSSO2G1, MATS
MI	J H Campbell	1710	1	########	1	1	215	549.8	Measured	0.257	Calculated	224.7	Measured	0.105	Calculated	323.5	Measured	0.151	Measured	2142.6	Measured	Coal	Tangentially-fired	Dry Sorbent Injection	Low NOx Burner Technology w/ Closed-coupled/Separated OFA	Baghouse	Halogenated PAC Sorbent Injection	ARP, CSNOX, CSOSG2E, CSSO2G1, MATS
MI	J H Campbell	1710	1	########	2	1	215	562.9	Measured	0.264	Calculated	223.9	Measured	0.105	Calculated	320.3	Measured	0.15	Measured	2135	Measured	Coal	Tangentially-fired	Dry Sorbent Injection	Low NOx Burner Technology w/ Closed-coupled/Separated OFA	Baghouse	Halogenated PAC Sorbent Injection	ARP, CSNOX, CSOSG2E, CSSO2G1, MATS
MI	J H Campbell	1710	1	########	3	1	214	557.2	Measured	0.26	Calculated	225.1	Measured	0.105	Calculated	309	Measured	0.144	Measured	2146.1	Measured	Coal	Tangentially-fired	Dry Sorbent Injection	Low NOx Burner Technology w/ Closed-coupled/Separated OFA	Baghouse	Halogenated PAC Sorbent Injection	ARP, CSNOX, CSOSG2E, CSSO2G1, MATS
MI	J H Campbell	1710	1	########	4	1	215	536.2	Measured	0.257	Calculated	218.4	Measured	0.105	Calculated	302	Measured	0.145	Measured	2082.6	Measured	Coal	Tangentially-fired	Dry Sorbent Injection	Low NOx Burner Technology w/ Closed-coupled/Separated OFA	Baghouse	Halogenated PAC Sorbent Injection	ARP, CSNOX, CSOSG2E, CSSO2G1, MATS
MI	J H Campbell	1710	1	########	5	1	215	528.8	Measured	0.256	Calculated	216.4	Measured	0.105	Calculated	299.2	Measured	0.145	Measured	2063.7	Measured	Coal	Tangentially-fired	Dry Sorbent Injection	Low NOx Burner Technology w/ Closed-coupled/Separated OFA	Baghouse	Halogenated PAC Sorbent Injection	ARP, CSNOX, CSOSG2E, CSSO2G1, MATS
MI	J H Campbell	1710	1	########	6	1	214	628.4	Measured	0.294	Calculated	224	Measured	0.105	Calculated	314	Measured	0.147	Measured	2135.9	Measured	Coal	Tangentially-fired	Dry Sorbent Injection	Low NOx Burner Technology w/ Closed-coupled/Separated OFA	Baghouse	Halogenated PAC Sorbent Injection	ARP, CSNOX, CSOSG2E, CSSO2G1, MATS
MI	J H Campbell	1710	1	########	7	1	214	754.2	Measured	0.35	Calculated	225.8	Measured	0.105	Calculated	325.2	Measured	0.151	Measured	2153.4	Measured	Coal	Tangentially-fired	Dry Sorbent Injection	Low NOx Burner Technology w/ Closed-coupled/Separated OFA	Baghouse	Halogenated PAC Sorbent Injection	ARP, CSNOX, CSOSG2E, CSSO2G1, MATS
MI	J H Campbell	1710	1	########	8	1	215	564.6	Measured	0.262	Calculated	225.6	Measured	0.105	Calculated	322.7	Measured	0.15	Measured	2151.3	Measured	Coal	Tangentially-fired	Dry Sorbent Injection	Low NOx Burner Technology w/ Closed-coupled/Separated OFA	Baghouse	Halogenated PAC Sorbent Injection	ARP, CSNOX, CSOSG2E, CSSO2G1, MATS
MI	J H Campbell	1710	1	########	9	1	215	550	Measured	0.256	Calculated	225.1	Measured	0.105	Calculated	321.9	Measured	0.15	Measured	2146.3	Measured	Coal	Tangentially-fired	Dry Sorbent Injection	Low NOx Burner Technology w/ Closed-coupled/Separated OFA	Baghouse	Halogenated PAC Sorbent Injection	ARP, CSNOX, CSOSG2E, CSSO2G1, MATS
MI	J H Campbell	1710	1	########	10	1	214	556.9	Measured	0.259	Calculated	225.7	Measured	0.105	Calculated	318.4	Measured	0.148	Measured	2151.5	Measured	Coal	Tangentially-fired	Dry Sorbent Injection	Low NOx Burner Technology w/ Closed-coupled/Separated OFA	Baghouse	Halogenated PAC Sorbent Injection	ARP, CSNOX, CSOSG2E, CSSO2G1, MATS
MI	J H Campbell	1710	1	########	11	1	215	561.6	Measured	0.26	Calculated	226.3	Measured	0.105	Calculated	315.1	Measured	0.146	Measured	2157.9	Measured	Coal	Tangentially-fired	Dry Sorbent Injection	Low NOx Burner Technology w/ Closed-coupled/Separated OFA	Baghouse	Halogenated PAC Sorbent Injection	ARP, CSNOX, CSOSG2E, CSSO2G1, MATS
MI	J H Campbell	1710	1	########	12	1	214	560.9	Measured	0.26	Calculated	226.3	Measured	0.105	Calculated	312.8	Measured	0.145	Measured	2157.3	Measured	Coal	Tangentially-fired	Dry Sorbent Injection	Low NOx Burner Technology w/ Closed-coupled/Separated OFA	Baghouse	Halogenated PAC Sorbent Injection	ARP, CSNOX, CSOSG2E, CSSO2G1, MATS
MI	J H Campbell	1710	1	########	13	1	215	553.2	Measured	0.255	Calculated	227.4	Measured	0.105	Calculated	320.9	Measured	0.148	Measured	2168.3	Measured	Coal	Tangentially-fired	Dry Sorbent Injection	Low NOx Burner Technology w/ Closed-coupled/Separated OFA	Baghouse	Halogenated PAC Sorbent Injection	ARP, CSNOX, CSOSG2E, CSSO2G1, MATS
MI	J H Campbell	1710	1	########	14	1	215	542.1	Measured	0.252	Calculated	225.8	Measured	0.105	Calculated	322.9	Measured	0.15	Measured	2152.5	Measured	Coal	Tangentially-fired	Dry Sorbent Injection	Low NOx Burner Technology w/ Closed-coupled/Separated OFA	Baghouse	Halogenated PAC Sorbent Injection	ARP, CSNOX, CSOSG2E, CSSO2G1, MATS
MI	J H Campbell	1710	1	########	15	1	214	546.7	Measured	0.255	Calculated	224.9	Measured	0.105	Calculated	321.7	Measured	0.15	Measured	2144.4	Measured	Coal	Tangentially-fired	Dry Sorbent Injection	Low NOx Burner Technology w/ Closed-coupled/Separated OFA	Baghouse	Halogenated PAC Sorbent Injection	ARP, CSNOX, CSOSG2E, CSSO2G1, MATS
MI	J H Campbell	1710	1	########	16	1	215	551.6	Measured	0.254	Calculated	227.7	Measured	0.105	Calculated	325.6	Measured	0.15	Measured	2170.9	Measured	Coal	Tangentially-fired	Dry Sorbent Injection	Low NOx Burner Technology w/ Closed-coupled/Separated OFA	Baghouse	Halogenated PAC Sorbent Injection	ARP, CSNOX, CSOSG2E, CSSO2G1, MATS
MI	J H Campbell	1710	1	########	17	1	215	539.1	Measured	0.251	Calculated	225.2	Measured	0.105	Calculated	322.1	Measured	0.15	Measured	2147	Measured	Coal	Tangentially-fired	Dry Sorbent Injection	Low NOx Burner Technology w/ Closed-coupled/Separated OFA	Baghouse	Halogenated PAC Sorbent Injection	ARP, CSNOX, CSOSG2E, CSSO2G1, MATS
MI	J H Campbell	1710	1	########	18	1	214	553.4	Measured	0.258	Calculated	225.1	Measured	0.105	Calculated	315.5	Measured	0.147	Measured	2146.4	Measured	Coal	Tangentially-fired	Dry Sorbent Injection	Low NOx Burner Technology w/ Closed-coupled/Separated OFA	Baghouse	Halogenated PAC Sorbent Injection	ARP, CSNOX, CSOSG2E, CSSO2G1, MATS
MI	J H Campbell	1710	1	########	19	1	215	574.7	Measured	0.267	Calculated	225.4	Measured	0.105	Calculated	318.1	Measured	0.148	Measured	2149.3	Measured	Coal	Tangentially-fired	Dry Sorbent Injection	Low NOx Burner Technology w/ Closed-coupled/Separated OFA	Baghouse	Halogenated PAC Sorbent Injection	ARP, CSNOX, CSOSG2E, CSSO2G1, MATS
MI	J H Campbell	1710	1	########	20	1	214	552.8	Measured	0.261	Calculated	222.5	Measured	0.105	Calculated	305.5	Measured	0.144	Measured	2121.7	Measured	Coal	Tangentially-fired	Dry Sorbent Injection	Low NOx Burner Technology w/ Closed-coupled/Separated OFA	Baghouse	Halogenated PAC Sorbent Injection	ARP, CSNOX, CSOSG2E, CSSO2G1, MATS
MI	J H Campbell	1710	1	########	21	1	215	558.4	Measured	0.259	Calculated	225.7	Measured	0.105	Calculated	312	Measured	0.145	Measured	2151.9	Measured	Coal	Tangentially-fired	Dry Sorbent Injection	Low NOx Burner Technology w/ Closed-coupled/Separated OFA	Baghouse	Halogenated PAC Sorbent Injection	ARP, CSNOX, CSOSG2E, CSSO2G1, MATS
MI	J H Campbell	1710	1	########	22	1	214	555.4	Measured	0.259	Calculated	224.8	Measured	0.105	Calculated	317.2	Measured	0.148	Measured	2143.4	Measured	Coal	Tangentially-fired	Dry Sorbent Injection	Low NOx Burner Technology w/ Closed-coupled/Separated OFA	Baghouse	Halogenated PAC Sorbent Injection	ARP, CSNOX, CSOSG2E, CSSO2G1, MATS
MI	J H Campbell	1710	1	########	23	1	215	555.9	Measured	0.26	Calculated	224.6	Measured	0.105	Calculated	316.9	Measured	0.148	Measured	2141.2	Measured	Coal	Tangentially-fired	Dry Sorbent Injection	Low NOx Burner Technology w/ Closed-coupled/Separated OFA	Baghouse	Halogenated PAC Sorbent Injection	ARP, CSNOX, CSOSG2E, CSSO2G1, MATS
MI	J H Campbell	1710	1	########	0	1	214	556.1	Measured	0.26	Calculated	224.2	Measured	0.105	Calculated	310	Measured	0.145	Measured	2137.9	Measured	Coal	Tangentially-fired	Dry Sorbent Injection	Low NOx Burner Technology w/ Closed-coupled/Separated OFA	Baghouse	Halogenated PAC Sorbent Injection	ARP, CSNOX, CSOSG2E, CSSO2G1, MATS
MI	J H Campbell	1710	1	########	1	1	215	554.8	Measured	0.259	Calculated	225	Measured	0.105	Calculated	311.1	Measured	0.145	Measured	2145.4	Measured	Coal	Tangentially-fired	Dry Sorbent Injection	Low NOx Burner Technology w/ Closed-coupled/Separated OFA	Baghouse	Halogenated PAC Sorbent Injection	ARP, CSNOX, CSOSG2E, CSSO2G1, MATS
MI	J H Campbell	1710	1	########	2	1	215	564.6	Measured	0.261	Calculated	226.6	Measured	0.105	Calculated	309	Measured	0.143	Measured	2160.8	Measured	Coal	Tangentially-fired	Dry Sorbent Injection	Low NOx Burner Technology w/ Closed-coupled/Separated OFA	Baghouse	Halogenated PAC Sorbent Injection	ARP, CSNOX, CSOSG2E, CSSO2G1, MATS
MI	J H Campbell	1710	1	########	3	1	216	570.3	Measured	0.264	Calculated	226.9	Measured	0.105	Calculated	313.7	Measured	0.145	Measured	2163.5	Measured	Coal	Tangentially-fired	Dry Sorbent Injection	Low NOx Burner Technology w/ Closed-coupled/Separated OFA	Baghouse	Halogenated PAC Sorbent Injection	ARP, CSNOX, CSOSG2E, CSSO2G1, MATS
MI	J H Campbell	1710	1	########	4	1	215	566.2	Measured	0.267	Calculated	222.6	Measured	0.105	Calculated	312	Measured	0.147	Measured	2122.2	Measured	Coal	Tangentially-fired	Dry Sorbent Injection	Low NOx Burner Technology w/ Closed-coupled/Separated OFA	Baghouse	Halogenated PAC Sorbent Injection	ARP, CSNOX, CSOSG2E, CSSO2G1, MATS
MI	J H Campbell	1710	1	########	5	1	214	578.4	Measured	0.271	Calculated	224.1	Measured	0.105	Calculated	309.8	Measured	0.145	Measured	2136.4	Measured	Coal	Tangentially-fired	Dry Sorbent Injection	Low NOx Burner Technology w/ Closed-coupled/Separated OFA	Baghouse	Halogenated PAC Sorbent Injection	ARP, CSNOX, CSOSG2E, CSSO2G1, MATS
MI	J H Campbell	1710	1	########	6	1	214	557.3	Measured	0.26	Calculated	224.9	Measured	0.105	Calculated	306.7	Measured	0.143	Measured	2144.6	Measured	Coal	Tangentially-fired	Dry Sorbent Injection	Low NOx Burner Technology w/ Closed-coupled/Separated OFA	Baghouse	Halogenated PAC Sorbent Injection	ARP, CSNOX, CSOSG2E, CSSO2G1, MATS
MI	J H Campbell	1710	1	########	7	1	215	564.3	Measured	0.263	Calculated	224.6	Measured	0.105	Calculated	308.4	Measured	0.144	Measured	2141.6	Measured	Coal	Tangentially-fired	Dry Sorbent Injection	Low NOx Burner Technology w/ Closed-coupled/Separated OFA	Baghouse	Halogenated PAC Sorbent Injection	ARP, CSNOX, CSOSG2E, CSSO2G1, MATS
MI	J H Campbell	1710	1	########	8	1	215	552.3	Measured	0.257	Calculated	225.4	Measured	0.105	Calculated	305.1	Measured	0.142	Measured	2148.8	Measured	Coal	Tangentially-fired	Dry Sorbent Injection	Low NOx Burner Technology w/ Closed-coupled/Separated OFA	Baghouse	Halogenated PAC Sorbent Injection	ARP, CSNOX, CSOSG2E, CSSO2G1, MATS
MI	J H Campbell	1710	1	########	9	1	215	558.6	Measured	0.262	Calculated	223.9	Measured	0.105	Calculated	301	Measured	0.141	Measured	2134.5	Measured	Coal	Tangentially-fired	Dry Sorbent Injection	Low NOx Burner Technology w/ Closed-coupled/Separated OFA	Baghouse	Halogenated PAC Sorbent Injection	ARP, CSNOX, CSOSG2E, CSSO2G1, MATS
MI	J H Campbell	1710	1	########	10	1	215	558.9	Measured	0.262	Calculated	224	Measured	0.105	Calculated	299	Measured	0.14	Measured	2135.5	Measured	Coal	Tangentially-fired	Dry Sorbent Injection	Low NOx Bur

MI	J H Campbell	1710	1	########	8	1	224	575.2	Measured	0.259	Calculated	232.5	Measured	0.105	Calculated	343.6	Measured	0.155	Measured	2216.8	Measured	Coal	Tangentially-fired	Dry Sorbent Injection	Low NOx Burner Technology w/ Closed-coupled/Separated OFA	Baghouse	Halogenated PAC Sorbent Injection	ARP, CSNOX, CSOSG2E, CSSO2G1, MATS
MI	J H Campbell	1710	1	########	9	1	224	577.5	Measured	0.26	Calculated	232.9	Measured	0.105	Calculated	348.7	Measured	0.157	Measured	2220.8	Measured	Coal	Tangentially-fired	Dry Sorbent Injection	Low NOx Burner Technology w/ Closed-coupled/Separated OFA	Baghouse	Halogenated PAC Sorbent Injection	ARP, CSNOX, CSOSG2E, CSSO2G1, MATS
MI	J H Campbell	1710	1	########	10	1	224	575.6	Measured	0.26	Calculated	232.4	Measured	0.105	Calculated	336.8	Measured	0.152	Measured	2215.8	Measured	Coal	Tangentially-fired	Dry Sorbent Injection	Low NOx Burner Technology w/ Closed-coupled/Separated OFA	Baghouse	Halogenated PAC Sorbent Injection	ARP, CSNOX, CSOSG2E, CSSO2G1, MATS
MI	J H Campbell	1710	1	########	11	1	225	588.3	Measured	0.264	Calculated	234.2	Measured	0.105	Calculated	341.6	Measured	0.153	Measured	2232.6	Measured	Coal	Tangentially-fired	Dry Sorbent Injection	Low NOx Burner Technology w/ Closed-coupled/Separated OFA	Baghouse	Halogenated PAC Sorbent Injection	ARP, CSNOX, CSOSG2E, CSSO2G1, MATS
MI	J H Campbell	1710	1	########	12	1	224	570.8	Measured	0.257	Calculated	232.6	Measured	0.105	Calculated	345.9	Measured	0.156	Measured	2217.5	Measured	Coal	Tangentially-fired	Dry Sorbent Injection	Low NOx Burner Technology w/ Closed-coupled/Separated OFA	Baghouse	Halogenated PAC Sorbent Injection	ARP, CSNOX, CSOSG2E, CSSO2G1, MATS
MI	J H Campbell	1710	1	########	13	1	224	577.4	Measured	0.261	Calculated	232	Measured	0.105	Calculated	345	Measured	0.156	Measured	2211.7	Measured	Coal	Tangentially-fired	Dry Sorbent Injection	Low NOx Burner Technology w/ Closed-coupled/Separated OFA	Baghouse	Halogenated PAC Sorbent Injection	ARP, CSNOX, CSOSG2E, CSSO2G1, MATS
MI	J H Campbell	1710	1	########	14	1	225	579.7	Measured	0.262	Calculated	231.7	Measured	0.105	Calculated	342.5	Measured	0.155	Measured	2209.6	Measured	Coal	Tangentially-fired	Dry Sorbent Injection	Low NOx Burner Technology w/ Closed-coupled/Separated OFA	Baghouse	Halogenated PAC Sorbent Injection	ARP, CSNOX, CSOSG2E, CSSO2G1, MATS
MI	J H Campbell	1710	1	########	15	1	223	576.8	Measured	0.261	Calculated	231.5	Measured	0.105	Calculated	344.3	Measured	0.156	Measured	2207.2	Measured	Coal	Tangentially-fired	Dry Sorbent Injection	Low NOx Burner Technology w/ Closed-coupled/Separated OFA	Baghouse	Halogenated PAC Sorbent Injection	ARP, CSNOX, CSOSG2E, CSSO2G1, MATS
MI	J H Campbell	1710	1	########	16	1	224	576.4	Measured	0.258	Calculated	234	Measured	0.105	Calculated	345.9	Measured	0.155	Measured	2231.4	Measured	Coal	Tangentially-fired	Dry Sorbent Injection	Low NOx Burner Technology w/ Closed-coupled/Separated OFA	Baghouse	Halogenated PAC Sorbent Injection	ARP, CSNOX, CSOSG2E, CSSO2G1, MATS
MI	J H Campbell	1710	1	########	17	1	224	585	Measured	0.264	Calculated	232.4	Measured	0.105	Calculated	348	Measured	0.157	Measured	2216.3	Measured	Coal	Tangentially-fired	Dry Sorbent Injection	Low NOx Burner Technology w/ Closed-coupled/Separated OFA	Baghouse	Halogenated PAC Sorbent Injection	ARP, CSNOX, CSOSG2E, CSSO2G1, MATS
MI	J H Campbell	1710	1	########	18	1	224	593.1	Measured	0.266	Calculated	234	Measured	0.105	Calculated	339.1	Measured	0.152	Measured	2231.1	Measured	Coal	Tangentially-fired	Dry Sorbent Injection	Low NOx Burner Technology w/ Closed-coupled/Separated OFA	Baghouse	Halogenated PAC Sorbent Injection	ARP, CSNOX, CSOSG2E, CSSO2G1, MATS
MI	J H Campbell	1710	1	########	19	1	224	576.2	Measured	0.259	Calculated	233.7	Measured	0.105	Calculated	338.7	Measured	0.152	Measured	2228.2	Measured	Coal	Tangentially-fired	Dry Sorbent Injection	Low NOx Burner Technology w/ Closed-coupled/Separated OFA	Baghouse	Halogenated PAC Sorbent Injection	ARP, CSNOX, CSOSG2E, CSSO2G1, MATS
MI	J H Campbell	1710	1	########	20	1	224	571.5	Measured	0.256	Calculated	233.9	Measured	0.105	Calculated	343.4	Measured	0.154	Measured	2230.1	Measured	Coal	Tangentially-fired	Dry Sorbent Injection	Low NOx Burner Technology w/ Closed-coupled/Separated OFA	Baghouse	Halogenated PAC Sorbent Injection	ARP, CSNOX, CSOSG2E, CSSO2G1, MATS
MI	J H Campbell	1710	1	########	21	1	224	592.8	Measured	0.265	Calculated	234.3	Measured	0.105	Calculated	348.6	Measured	0.156	Measured	2234.4	Measured	Coal	Tangentially-fired	Dry Sorbent Injection	Low NOx Burner Technology w/ Closed-coupled/Separated OFA	Baghouse	Halogenated PAC Sorbent Injection	ARP, CSNOX, CSOSG2E, CSSO2G1, MATS
MI	J H Campbell	1710	1	########	22	1	225	609.2	Measured	0.271	Calculated	235.5	Measured	0.105	Calculated	345.8	Measured	0.154	Measured	2245.5	Measured	Coal	Tangentially-fired	Dry Sorbent Injection	Low NOx Burner Technology w/ Closed-coupled/Separated OFA	Baghouse	Halogenated PAC Sorbent Injection	ARP, CSNOX, CSOSG2E, CSSO2G1, MATS
MI	J H Campbell	1710	1	########	23	1	225	770	Measured	0.343	Calculated	235.7	Measured	0.105	Calculated	350.6	Measured	0.156	Measured	2247.2	Measured	Coal	Tangentially-fired	Dry Sorbent Injection	Low NOx Burner Technology w/ Closed-coupled/Separated OFA	Baghouse	Halogenated PAC Sorbent Injection	ARP, CSNOX, CSOSG2E, CSSO2G1, MATS
MI	J H Campbell	1710	1	########	0	1	223	855.9	Measured	0.383	Calculated	234.6	Measured	0.105	Calculated	360.2	Measured	0.161	Measured	2237.3	Measured	Coal	Tangentially-fired	Dry Sorbent Injection	Low NOx Burner Technology w/ Closed-coupled/Separated OFA	Baghouse	Halogenated PAC Sorbent Injection	ARP, CSNOX, CSOSG2E, CSSO2G1, MATS
MI	J H Campbell	1710	1	########	1	1	224	672.3	Measured	0.301	Calculated	234.2	Measured	0.105	Calculated	346.2	Measured	0.155	Measured	2233.3	Measured	Coal	Tangentially-fired	Dry Sorbent Injection	Low NOx Burner Technology w/ Closed-coupled/Separated OFA	Baghouse	Halogenated PAC Sorbent Injection	ARP, CSNOX, CSOSG2E, CSSO2G1, MATS
MI	J H Campbell	1710	1	########	2	1	224	667.1	Measured	0.299	Calculated	234	Measured	0.105	Calculated	341.4	Measured	0.153	Measured	2231.3	Measured	Coal	Tangentially-fired	Dry Sorbent Injection	Low NOx Burner Technology w/ Closed-coupled/Separated OFA	Baghouse	Halogenated PAC Sorbent Injection	ARP, CSNOX, CSOSG2E, CSSO2G1, MATS
MI	J H Campbell	1710	1	########	3	1	224	613	Measured	0.274	Calculated	234.3	Measured	0.105	Calculated	344.1	Measured	0.154	Measured	2234.2	Measured	Coal	Tangentially-fired	Dry Sorbent Injection	Low NOx Burner Technology w/ Closed-coupled/Separated OFA	Baghouse	Halogenated PAC Sorbent Injection	ARP, CSNOX, CSOSG2E, CSSO2G1, MATS
MI	J H Campbell	1710	1	########	4	1	224	615.5	Measured	0.278	Calculated	232.6	Measured	0.105	Calculated	337.1	Measured	0.152	Measured	2218	Measured	Coal	Tangentially-fired	Dry Sorbent Injection	Low NOx Burner Technology w/ Closed-coupled/Separated OFA	Baghouse	Halogenated PAC Sorbent Injection	ARP, CSNOX, CSOSG2E, CSSO2G1, MATS
MI	J H Campbell	1710	1	########	5	1	224	602.4	Measured	0.268	Calculated	235.3	Measured	0.105	Calculated	350	Measured	0.156	Measured	2243.8	Measured	Coal	Tangentially-fired	Dry Sorbent Injection	Low NOx Burner Technology w/ Closed-coupled/Separated OFA	Baghouse	Halogenated PAC Sorbent Injection	ARP, CSNOX, CSOSG2E, CSSO2G1, MATS
MI	J H Campbell	1710	1	########	6	1	225	611.1	Measured	0.272	Calculated	235.8	Measured	0.105	Calculated	353	Measured	0.157	Measured	2248.5	Measured	Coal	Tangentially-fired	Dry Sorbent Injection	Low NOx Burner Technology w/ Closed-coupled/Separated OFA	Baghouse	Halogenated PAC Sorbent Injection	ARP, CSNOX, CSOSG2E, CSSO2G1, MATS
MI	J H Campbell	1710	1	########	7	1	224	623.6	Measured	0.278	Calculated	235.3	Measured	0.105	Calculated	347.7	Measured	0.155	Measured	2243.3	Measured	Coal	Tangentially-fired	Dry Sorbent Injection	Low NOx Burner Technology w/ Closed-coupled/Separated OFA	Baghouse	Halogenated PAC Sorbent Injection	ARP, CSNOX, CSOSG2E, CSSO2G1, MATS
MI	J H Campbell	1710	1	########	8	1	224	634.9	Measured	0.283	Calculated	235.1	Measured	0.105	Calculated	345.3	Measured	0.154	Measured	2241.9	Measured	Coal	Tangentially-fired	Dry Sorbent Injection	Low NOx Burner Technology w/ Closed-coupled/Separated OFA	Baghouse	Halogenated PAC Sorbent Injection	ARP, CSNOX, CSOSG2E, CSSO2G1, MATS
MI	J H Campbell	1710	1	########	9	1	224	643.1	Measured	0.287	Calculated	235.4	Measured	0.105	Calculated	352.4	Measured	0.157	Measured	2244.3	Measured	Coal	Tangentially-fired	Dry Sorbent Injection	Low NOx Burner Technology w/ Closed-coupled/Separated OFA	Baghouse	Halogenated PAC Sorbent Injection	ARP, CSNOX, CSOSG2E, CSSO2G1, MATS
MI	J H Campbell	1710	1	########	10	1	224	634.7	Measured	0.28	Calculated	237.5	Measured	0.105	Calculated	353.3	Measured	0.156	Measured	2264.6	Measured	Coal	Tangentially-fired	Dry Sorbent Injection	Low NOx Burner Technology w/ Closed-coupled/Separated OFA	Baghouse	Halogenated PAC Sorbent Injection	ARP, CSNOX, CSOSG2E, CSSO2G1, MATS
MI	J H Campbell	1710	1	########	11	1	226	652.9	Measured	0.29	Calculated	236.3	Measured	0.105	Calculated	344.7	Measured	0.153	Measured	2253	Measured	Coal	Tangentially-fired	Dry Sorbent Injection	Low NOx Burner Technology w/ Closed-coupled/Separated OFA	Baghouse	Halogenated PAC Sorbent Injection	ARP, CSNOX, CSOSG2E, CSSO2G1, MATS
MI	J H Campbell	1710	1	########	12	1	224	644.9	Measured	0.289	Calculated	233.7	Measured	0.105	Calculated	347.6	Measured	0.156	Measured	2228.5	Measured	Coal	Tangentially-fired	Dry Sorbent Injection	Low NOx Burner Technology w/ Closed-coupled/Separated OFA	Baghouse	Halogenated PAC Sorbent Injection	ARP, CSNOX, CSOSG2E, CSSO2G1, MATS
MI	J H Campbell	1710	1	########	13	1	224	634	Measured	0.284	Calculated	234	Measured	0.105	Calculated	345.8	Measured	0.155	Measured	2230.8	Measured	Coal	Tangentially-fired	Dry Sorbent Injection	Low NOx Burner Technology w/ Closed-coupled/Separated OFA	Baghouse	Halogenated PAC Sorbent Injection	ARP, CSNOX, CSOSG2E, CSSO2G1, MATS
MI	J H Campbell	1710	1	########	14	1	224	638.3	Measured	0.286	Calculated	234.3	Measured	0.105	Calculated	344	Measured	0.154	Measured	2233.5	Measured	Coal	Tangentially-fired	Dry Sorbent Injection	Low NOx Burner Technology w/ Closed-coupled/Separated OFA	Baghouse	Halogenated PAC Sorbent Injection	ARP, CSNOX, CSOSG2E, CSSO2G1, MATS
MI	J H Campbell	1710	1	########	15	1	224	632.8	Measured	0.284	Calculated	233.9	Measured	0.105	Calculated	334.6	Measured	0.15	Measured	2230.5	Measured	Coal	Tangentially-fired	Dry Sorbent Injection	Low NOx Burner Technology w/ Closed-coupled/Separated OFA	Baghouse	Halogenated PAC Sorbent Injection	ARP, CSNOX, CSOSG2E, CSSO2G1, MATS
MI	J H Campbell	1710	1	########	16	1	224	619	Measured	0.278	Calculated	233.5	Measured	0.105	Calculated	336.2	Measured	0.151	Measured	2226.7	Measured	Coal	Tangentially-fired	Dry Sorbent Injection	Low NOx Burner Technology w/ Closed-coupled/Separated OFA	Baghouse	Halogenated PAC Sorbent Injection	ARP, CSNOX, CSOSG2E, CSSO2G1, MATS
MI	J H Campbell	1710	1	########	17	1	224	639.2	Measured	0.285	Calculated	235.3	Measured	0.105	Calculated	336.5	Measured	0.15	Measured	2243.5	Measured	Coal	Tangentially-fired	Dry Sorbent Injection	Low NOx Burner Technology w/ Closed-coupled/Separated OFA	Baghouse	Halogenated PAC Sorbent Injection	ARP, CSNOX, CSOSG2E, CSSO2G1, MATS
MI	J H Campbell	1710	1	########	18	1	224	643.7	Measured	0.289	Calculated	233.7	Measured	0.105	Calculated	338.7	Measured	0.152	Measured	2228.1	Measured	Coal	Tangentially-fired	Dry Sorbent Injection	Low NOx Burner Technology w/ Closed-coupled/Separated OFA	Baghouse	Halogenated PAC Sorbent Injection	ARP, CSNOX, CSOSG2E, CSSO2G1, MATS
MI	J H Campbell	1710	1	########	19	1	224	610.4	Measured	0.273	Calculated	234.9	Measured	0.105	Calculated	342.7	Measured	0.153	Measured	2239.6	Measured	Coal	Tangentially-fired	Dry Sorbent Injection	Low NOx Burner Technology w/ Closed-coupled/Separated OFA	Baghouse	Halogenated PAC Sorbent Injection	ARP, CSNOX, CSOSG2E, CSSO2G1, MATS
MI	J H Campbell	1710	1	########	20	1	224	624.7	Measured	0.278	Calculated	235.3	Measured	0.105	Calculated	341	Measured	0.152	Measured	2243.1	Measured	Coal	Tangentially-fired	Dry Sorbent Injection	Low NOx Burner Technology w/ Closed-coupled/Separated OFA	Baghouse	Halogenated PAC Sorbent Injection	ARP, CSNOX, CSOSG2E, CSSO2G1, MATS
MI	J H Campbell	1710	1	########	21	1	224	620.2	Measured	0.277	Calculated	234.9	Measured	0.105	Calculated	338.1	Measured	0.151	Measured	2239.4	Measured	Coal	Tangentially-fired	Dry Sorbent Injection	Low NOx Burner Technology w/ Closed-coupled/Separated OFA	Baghouse	Halogenated PAC Sorbent Injection	ARP, CSNOX, CSOSG2E, CSSO2G1, MATS
MI	J H Campbell	1710	1	########	22	1	225	625.3	Measured	0.278	Calculated	235.9	Measured	0.105	Calculated	341.9	Measured	0.152	Measured	2249.4	Measured	Coal	Tangentially-fired	Dry Sorbent Injection	Low NOx Burner Technology w/ Closed-coupled/Separated OFA	Baghouse	Halogenated PAC Sorbent Injection	ARP, CSNOX, CSOSG2E, CSSO2G1, MATS
MI	J H Campbell	1710	1	########	23	1	225	635.5	Measured	0.281	Calculated	237.2	Measured	0.105	Calculated	339.2	Measured	0.15	Measured	2261.5	Measured	Coal	Tangentially-fired	Dry Sorbent Injection	Low NOx Burner Technology w/ Closed-coupled/Separated OFA	Baghouse	Halogenated PAC Sorbent Injection	ARP, CSNOX, CSOSG2E, CSSO2G1, MATS
MI	J H Campbell	1710	1	########	0	1	224	632.6	Measured	0.281	Calculated	236.5	Measured	0.105	Calculated	349.5	Measured	0.155	Measured	2254.8	Measured	Coal	Tangentially-fired	Dry Sorbent Injection	Low NOx Burner Technology w/ Closed-coupled/Separated OFA	Baghouse	Halogenated PAC Sorbent Injection	ARP, CSNOX, CSOSG2E, CSSO2G1, MATS
MI	J H Campbell	1710	1	########	1	1	224	637.1	Measured	0.284	Calculated	234.9	Measured	0.105	Calculated	353.8	Measured	0.158	Measured	2239.4	Measured	Coal	Tangentially-fired	Dry Sorbent Injection	Low NOx Burner Technology w/ Closed-coupled/Separated OFA	Baghouse	Halogenated PAC Sorbent Injection	ARP, CSNOX, CSOSG2E, CSSO2G1, MATS
MI	J H Campbell	1710	1	########	2	1	224	637.1	Measured	0.283	Calculated	236.4	Measured	0.105	Calculated	349.4	Measured	0.155	Measured	2254.5	Measured	Coal	Tangentially-fired	Dry Sorbent Injection	Low NOx Burner Technology w/ Closed-coupled/Separated OFA	Baghouse	Halogenated PAC Sorbent Injection	ARP, CSNOX, CSOSG2E, CSSO2G1, MATS
MI	J H Campbell	1710	1	########	3	1	224	631.7	Measured	0.28	Calculated	236.4	Measured	0.105	Calculated	349.3	Measured	0.155	Measured	2253.8	Measured	Coal	Tangentially-fired	Dry Sorbent Injection	Low NOx Burner Technology w/ Closed-coupled/Separated OFA	Baghouse	Halogenated PAC Sorbent Injection	ARP, CSNOX, CSOSG2E, CSSO2G1, MATS
MI	J H Campbell	1710	1	########	4	1	224	616.7	Measured	0.277	Calculated	233.5	Measured	0.105	Calculated	329.5	Measured	0.148	Measured	2226.5	Measured	Coal	Tangentially-fired	Dry Sorbent Injection	Low NOx Burner Technology w/ Closed-coupled/Separated OFA	Baghouse	Halogenated PAC Sorbent Injection	ARP, CSNOX, CSOSG2E, CSSO2G1, MATS
MI	J H Campbell	1710	1	########	5	1	224	609.5	Measured	0.271	Calculated	235.8	Measured	0.105	Calculated	344.1	Measured	0.153	Measured	2248.7	Measured	Coal	Tangentially-fired	Dry Sorbent Injection	Low NOx Burner Technology w/ Closed-coupled/Separated OFA	Baghouse	Halogenated PAC Sorbent Injection	ARP, CSNOX, CSOSG2E, CSSO2G1, MATS
MI	J H Campbell	1710	1	########	6	1	224	612.7	Measured	0.273	Calculated	235.7	Measured	0.105	Calculated	348.4	Measured	0.155	Measured	2247.7	Measured	Coal	Tangentially-fired	Dry Sorbent Injection	Low NOx Burner Technology w/ Closed-coupled/Separated OFA	Baghouse	Halogenated PAC Sorbent Injection	ARP, CSNOX, CSOSG2E, CSSO2G1, MATS
MI	J H Campbell	1710	1	########	7	1	224	625.2	Measured	0.277	Calculated	236.6	Measured	0.105	Calculated	345.1	Measured	0.153	Measured	2255.7	Measured	Coal	Tangentially-fired	Dry Sorbent Injection	Low NOx Burner Technology w/ Closed-coupled/Separated OFA	Baghouse	Halogenated PAC Sorbent Injection	ARP, CSNOX, CSOSG2E, CSSO2G1, MATS
MI	J H Campbell	1710	1	########	8	1	223	617.8	Measured	0.275	Calculated	235.5	Measured	0.105	Calculated	352.5	Measured	0.157	Measured	2245.5	Measured	Coal	Tangentially-fired	Dry Sorbent Injection	Low NOx Burner Technology w/ Closed-coupled/Separated OFA	Baghouse	Halogenated PAC Sorbent Injection	ARP, CSNOX, CSOSG2E, CSSO2G1, MATS
MI	J H Campbell	1710	1	########	9	1	224	621.7	Measured	0.275	Calculated	237.2	Measured	0.105	Calculated	357.3	Measured	0.158	Measured	2261.7	Measured	Coal	Tangentially-fired	Dry Sorbent Injection	Low NOx Burner Technology w/ Closed-coupled/Separated OFA	Baghouse	Halogenated PAC Sorbent Injection	ARP, CSNOX, CSOSG2E, CSSO2G1, MATS
MI	J H Campbell	1710	1	########	10	1	225	618.3	Measured	0.272	Calculated	238.3	Measured	0.105	Calculated	356.8	Measured	0.157	Measured	2272.4	Measured	Coal	Tangentially-fired	Dry Sorbent Injection	Low NOx Burner Technology w/ Closed-coupled/Separated OFA	Baghouse	Halogenated PAC Sorbent Injection	ARP, CSNOX, CSOSG2E, CSSO2G1, MATS
MI	J H Campbell	1710	1	########	11	1	225	615.3	Measured	0.271	Calculated	238	Measured	0.105	Calculated	356.3	Measured	0.157	Measured	2269.7	Measured	Coal	Tangentially-fired	Dry Sorbent Injection	Low NOx Burner Technology w/ Closed-coupled/Separated OFA	Baghouse	Halogenated PAC Sorbent Injection	ARP, CSNOX, CSOSG2E, CSSO2G1, MATS
MI	J H Campbell	1710	1	########	12	1	224	611.3	Measured	0.271	Calculated	236.3	Measured	0.105	Calculated	360.5	Measured	0.16	Measured	2253.1	Measured	Coal	Tangentially-fired	Dry Sorbent Injection	Low NOx Burner Technology w/ Closed-coupled/Separated OFA	Baghouse	Halogenated PAC Sorbent Injection	ARP, CSNOX, CSOSG2E, CSSO2G1, MATS
MI	J H Campbell	1710	1	########	13	1	224	618.5	Measured	0.274	Calculated	236.9	Measured	0.105	Calculated	361.4	Measured	0.16	Measured	2258.5	Measured	Coal	Tangentially-fired	Dry Sorbent Injection	Low NOx Burner Technology w/ Closed-coupled/Separated OFA	Baghouse	Halogenated PAC Sorbent Injection	ARP, CSNOX, CSOSG2E, CSSO2G1, MATS
MI	J H Campbell	1710	1	########	14	1	225	657.6	Measured	0.291	Calculated	236.7	Measured	0.105	Calculated	363.4	Measured	0.161	Measured	2257.3	Measured	Coal	Tangentially-fired	Dry Sorbent Injection	Low NOx Burner Technology w/ Closed-coupled/Separated OFA	Baghouse	Halogenated PAC Sorbent Injection	ARP, CSNOX, CSOSG2E, CSSO2G1, MATS
MI	J H Campbell	1710	1	########	15	1	224	653.4	Measured	0.29	Calculated	236.1	Measured	0.105	Calculated	360.1	Measured	0.16	Measured	2250.9	Measured	Coal	Tangentially-fired	Dry Sorbent Injection	Low NOx Burner Technology w/ Closed-coupled/Separated OFA	Baghouse	Halogenated PAC Sorbent Injection	ARP, CSNOX, CSOSG2E, CSSO2G1, MATS
MI	J H Campbell	1710	1	########	16	1	224	656.7	Measured	0.292	Calculated	235.6	Measured	0.105	Calculated	354.9	Measured	0.158	Measured	2246.3	Measured	Coal	Tangentially-fired	Dry Sorbent Injection	Low NOx Burner Technology w/ Closed-coupled/Separated OFA	Baghouse	Halogenated PAC Sorbent Injection	ARP, CSNOX, CSOSG2E, CSSO2G1, MATS
MI	J H Campbell	1710	1	########	17	1	224	657.5	Measured	0.293	Calculated	235.5	Measured	0.105	Calculated	348	Measured	0.155	Measured	2245	Measured	Coal	Tangentially-fired	Dry Sorbent Injection	Low NOx Burner Technology w/ Closed-coupled/Separated OFA	Baghouse	Halogenated PAC Sorbent Injection	ARP, CSNOX, CSOSG2E, CSSO2G1, MATS
MI	J H Campbell	1710	1	########	18	1	224	638.4	Measured	0.284	Calculated	235.6	Measured	0.105	Calculated	341.5	Measured	0.152	Measured	2246.6	Measured	Coal	Tangentially-fired	Dry Sorbent Injection	Low NOx Burner Technology w/ Closed-coupled/Separated OFA	Baghouse	Halogenated PAC Sorbent Injection	ARP, CSNOX, CSOSG2E, CSSO2G1, MATS
MI	J H Campbell	1710	1	########	19	1	224	620.6	Measured	0.276	Calculated	235.9	Measured	0.105	Calculated	341.9	Measured	0.152	Measured	2249.1	Measured	Coal	Tangentially-fired	Dry Sorbent Injection	Low NOx Burner Technology w/ Closed-coupled/Separated OFA	Baghouse	Halogenated PAC Sorbent Injection	ARP, CSNOX, CSOSG2E, CSSO2G1, MATS
MI	J H Campbell	1710	1	########	20	1	224	621.5	Measured	0.277	Calculated	234.9	Measured	0.105	Calculated	345	Measured	0.154	Measured	2240	Measured	Coal	Tangentially-fired	Dry Sorbent Injection	Low NOx Burner Technology w/ Closed-coupled/Separated OFA	Baghouse	Halogenated PAC Sorbent Injection	ARP, CSNOX, CSOSG2E, CSSO2G1, MATS
MI	J H Campbell	1710	1	########	21	1	224	631	Measured	0.282	Calculated	234.8	Measured	0.105	Calculated	351.5	Measured	0.157	Measured	2239	Measured	Coal	Tangentially-fired	Dry Sorbent Injection	Low NOx Burner Technology w/ Closed-coupled/Separated OFA	Baghouse	Halogenated PAC Sorbent Injection	ARP, CSNOX, CSOSG2E, CSSO2G1, MATS
MI	J H Campbell	1710	1	########	22	1	224	626.7	Measured	0.28	Calculated	235.2	Measured	0.105	Calculated	352	Measured	0.157	Measured	2242.2	Measured	Coal	Tangentially-fired	Dry Sorbent Injection	Low NOx Burner Technology w/ Closed-coupled/Separated OFA	Baghouse	Halogenated PAC Sorbent Injection	ARP, CSNOX, CSOSG2E, CSSO2G1, MATS
MI	J H Campbell	1710	1	########	23	1	224	810.4	Measured	0.361	Calculated	235.3	Measured	0.105	Calculated	352.3	Measured	0.157	Measured	2243.9	Measured	Coal	Tangentially-fired	Dry Sorbent Injection	Low NOx Burner Technology w/ Closed-coupled/Separated OFA	Baghouse	Halogenated PAC Sorbent Injection	ARP, CSNOX, CSOSG2E, CSSO2G1, MATS
MI	J H Campbell	1710	1	########	0	1	224	937	Measured	0.419	Calculated	234.3	Measured	0.105	Calculated	350.7	Measured	0.157	Measured	2234	Measured	Coal	Tangentially-fired	Dry Sorbent Injection	Low NOx Burner Technology w/ Closed-coupled/Separated OFA	Baghouse	Halogenated PAC Sorbent Injection	ARP, CSNOX, CSOSG2E, CSSO2G1, MATS
MI	J H Campbell	1710	1	########	1	1	224	667.8	Measured	0.299	Calculated	234	Measured	0.105	Calculated	339.2	Measured	0.152	Measured	2231.3	Measured	Coal	Tangentially-fired	Dry Sorbent Injection	Low NOx Burner Technology w/ Closed-coupled/Separated OFA	Baghouse	Halogenated PAC Sorbent Injection	ARP, CSNOX, CSOSG2E, CSSO2G1, MATS
MI	J H Campbell	1710	1	########	2	1	224	613.5	Measured	0.273	Calculated	235.6	Measured	0.105	Calculated	339.2	Measured	0.151	Measured	2246.3	Measured	Coal	Tangentially-fired	Dry Sorbent Injection	Low NOx Burner Technology w/ Closed-coupled/Separated OFA	Baghouse	Halogenated PAC Sorbent Injection	ARP, CSNOX, CSOSG2E, CSSO2G1, MATS
MI	J H Campbell	1710	1	########	3	1	224	613	Measured	0.272	Calculated	236.1	Measured	0.105	Calculated	351.2	Measured	0.156	Measured	2251	Measured	Coal	Tangentially-fired	Dry Sorbent Injection	Low NOx Burner Technology w/ Closed-coupled/Separated OFA	Baghouse	Halogenated PAC Sorbent Injection	ARP, CSNOX, CSOSG2E, CSSO2G1, MATS
MI	J H Campbell	1710	1	########	4	1	224	612.1	Measured	0.274	Calculated	234.4	Measured	0.105	Calculated	346.4	Measured	0.155	Measured	2235.1	Measured	Coal	Tangentially-fired	Dry Sorbent Injection	Low NOx Burner Technology w/ Closed-coupled/Separated OFA	Baghouse	Halogenated PAC Sorbent Injection	ARP, CSNOX, CSOSG2E, CSSO2G1, MATS
MI	J H Campbell	1710	1	########	5	1	224	629.6	Measured	0.279	Calculated	236.7	Measured	0.105	Calculated	349.8	Measured	0.155	Measured	2257	Measured	Coal	Tangentially-fired	Dry Sorbent Injection	Low NOx Burner Technology w/ Closed-coupled/Separated OFA	Baghouse	Halogenated PAC Sorbent Injection	ARP, CSNOX, CSOSG2E, CSSO2G1, MATS
MI	J H Campbell	1710	1	########	6	1	224	637.2	Measured	0.282	Calculated	237	Measured	0.105	Calculated	350.2	Measured	0.155	Measured	2259.5	Measured	Coal	Tangentially-fired	Dry Sorbent Injection	Low NOx Burner Technology w/ Closed-coupled/Separated OFA	Baghouse	Halogenated PAC Sorbent Injection	ARP, CSNOX, CSOSG2E, CSSO2G1, MATS
MI	J H Campbell	1710	1	########	7	1	225	624.9	Measured	0.276	Calculated	237.8	Measured	0.105	Calculated	353.7	Measured	0.156	Measured	2267	Measured	Coal	Tangentially-fired	Dry Sorbent Injection	Low NOx Burner Technology w/ Closed-coupled/Separated OFA	Baghouse	Halogenated PAC Sorbent Injection	ARP, CSNOX, CSOSG2E, CSSO2G1, MATS
MI	J H Campbell	1710	1	########	8	1	224	621.2	Measured	0.274	Calculated	237.6	Measured	0.105	Calculated	346.7	Measured	0.153	Measured	2265.9	Measured	Coal	Tangentially-fired	Dry Sorbent Injection	Low NOx Burner Technology w/ Closed-coupled/Separated OFA	Baghouse	Halogenated PAC Sorbent Injection	ARP, CSNOX, CSOSG2E, CSSO2G1, MATS
MI	J H Campbell	1710	1	########	9	1	224	614.7	Measured	0.273	Calculated	235.9	Measured	0.105	Calculated	353.1	Measured	0.157	Measured	2248.8	Measured	Coal	Tangentially-fired	Dry Sorbent Injection	Low NOx Burner Technology

MI	J H Campbell	1710	1	########	7	1	225	636.1	Measured	0.278	Calculated	239.8	Measured	0.105	Calculated	363.6	Measured	0.159	Measured	2286.5	Measured	Coal	Tangentially-fired	Dry Sorbent Injection	Low NOx Burner Technology w/ Closed-coupled/Separated OFA	Baghouse	Halogenated PAC Sorbent Injection	ARP, CSNOX, CSOSG2E, CSSO2G1, MATS
MI	J H Campbell	1710	1	########	8	1	224	650	Measured	0.286	Calculated	238	Measured	0.105	Calculated	358.5	Measured	0.158	Measured	2269	Measured	Coal	Tangentially-fired	Dry Sorbent Injection	Low NOx Burner Technology w/ Closed-coupled/Separated OFA	Baghouse	Halogenated PAC Sorbent Injection	ARP, CSNOX, CSOSG2E, CSSO2G1, MATS
MI	J H Campbell	1710	1	########	9	1	224	656.4	Measured	0.288	Calculated	238.9	Measured	0.105	Calculated	357.7	Measured	0.157	Measured	2278.2	Measured	Coal	Tangentially-fired	Dry Sorbent Injection	Low NOx Burner Technology w/ Closed-coupled/Separated OFA	Baghouse	Halogenated PAC Sorbent Injection	ARP, CSNOX, CSOSG2E, CSSO2G1, MATS
MI	J H Campbell	1710	1	########	10	1	224	655.1	Measured	0.288	Calculated	238.7	Measured	0.105	Calculated	352.7	Measured	0.155	Measured	2275.6	Measured	Coal	Tangentially-fired	Dry Sorbent Injection	Low NOx Burner Technology w/ Closed-coupled/Separated OFA	Baghouse	Halogenated PAC Sorbent Injection	ARP, CSNOX, CSOSG2E, CSSO2G1, MATS
MI	J H Campbell	1710	1	########	11	1	224	624.2	Measured	0.274	Calculated	238.6	Measured	0.105	Calculated	359.4	Measured	0.158	Measured	2274.8	Measured	Coal	Tangentially-fired	Dry Sorbent Injection	Low NOx Burner Technology w/ Closed-coupled/Separated OFA	Baghouse	Halogenated PAC Sorbent Injection	ARP, CSNOX, CSOSG2E, CSSO2G1, MATS
MI	J H Campbell	1710	1	########	12	1	224	612.1	Measured	0.27	Calculated	237.5	Measured	0.105	Calculated	351	Measured	0.155	Measured	2264.8	Measured	Coal	Tangentially-fired	Dry Sorbent Injection	Low NOx Burner Technology w/ Closed-coupled/Separated OFA	Baghouse	Halogenated PAC Sorbent Injection	ARP, CSNOX, CSOSG2E, CSSO2G1, MATS
MI	J H Campbell	1710	1	########	13	1	224	620.7	Measured	0.272	Calculated	239	Measured	0.105	Calculated	355.5	Measured	0.156	Measured	2279	Measured	Coal	Tangentially-fired	Dry Sorbent Injection	Low NOx Burner Technology w/ Closed-coupled/Separated OFA	Baghouse	Halogenated PAC Sorbent Injection	ARP, CSNOX, CSOSG2E, CSSO2G1, MATS
MI	J H Campbell	1710	1	########	14	1	224	624.8	Measured	0.273	Calculated	240.4	Measured	0.105	Calculated	362.1	Measured	0.158	Measured	2291.8	Measured	Coal	Tangentially-fired	Dry Sorbent Injection	Low NOx Burner Technology w/ Closed-coupled/Separated OFA	Baghouse	Halogenated PAC Sorbent Injection	ARP, CSNOX, CSOSG2E, CSSO2G1, MATS
MI	J H Campbell	1710	1	########	15	1	224	627.1	Measured	0.276	Calculated	238.1	Measured	0.105	Calculated	363.3	Measured	0.16	Measured	2270.5	Measured	Coal	Tangentially-fired	Dry Sorbent Injection	Low NOx Burner Technology w/ Closed-coupled/Separated OFA	Baghouse	Halogenated PAC Sorbent Injection	ARP, CSNOX, CSOSG2E, CSSO2G1, MATS
MI	J H Campbell	1710	1	########	16	1	224	626	Measured	0.275	Calculated	238.4	Measured	0.105	Calculated	361.4	Measured	0.159	Measured	2272.9	Measured	Coal	Tangentially-fired	Dry Sorbent Injection	Low NOx Burner Technology w/ Closed-coupled/Separated OFA	Baghouse	Halogenated PAC Sorbent Injection	ARP, CSNOX, CSOSG2E, CSSO2G1, MATS
MI	J H Campbell	1710	1	########	17	1	224	635.6	Measured	0.282	Calculated	236.8	Measured	0.105	Calculated	361.2	Measured	0.16	Measured	2257.4	Measured	Coal	Tangentially-fired	Dry Sorbent Injection	Low NOx Burner Technology w/ Closed-coupled/Separated OFA	Baghouse	Halogenated PAC Sorbent Injection	ARP, CSNOX, CSOSG2E, CSSO2G1, MATS
MI	J H Campbell	1710	1	########	18	1	224	635.7	Measured	0.282	Calculated	236.8	Measured	0.105	Calculated	365.7	Measured	0.162	Measured	2257.6	Measured	Coal	Tangentially-fired	Dry Sorbent Injection	Low NOx Burner Technology w/ Closed-coupled/Separated OFA	Baghouse	Halogenated PAC Sorbent Injection	ARP, CSNOX, CSOSG2E, CSSO2G1, MATS
MI	J H Campbell	1710	1	########	19	1	224	639.1	Measured	0.284	Calculated	236.3	Measured	0.105	Calculated	358.3	Measured	0.159	Measured	2253.2	Measured	Coal	Tangentially-fired	Dry Sorbent Injection	Low NOx Burner Technology w/ Closed-coupled/Separated OFA	Baghouse	Halogenated PAC Sorbent Injection	ARP, CSNOX, CSOSG2E, CSSO2G1, MATS
MI	J H Campbell	1710	1	########	20	1	224	629	Measured	0.278	Calculated	236.9	Measured	0.105	Calculated	361.4	Measured	0.16	Measured	2258.7	Measured	Coal	Tangentially-fired	Dry Sorbent Injection	Low NOx Burner Technology w/ Closed-coupled/Separated OFA	Baghouse	Halogenated PAC Sorbent Injection	ARP, CSNOX, CSOSG2E, CSSO2G1, MATS
MI	J H Campbell	1710	1	########	21	1	224	624.4	Measured	0.276	Calculated	237.1	Measured	0.105	Calculated	366.3	Measured	0.162	Measured	2260.9	Measured	Coal	Tangentially-fired	Dry Sorbent Injection	Low NOx Burner Technology w/ Closed-coupled/Separated OFA	Baghouse	Halogenated PAC Sorbent Injection	ARP, CSNOX, CSOSG2E, CSSO2G1, MATS
MI	J H Campbell	1710	1	########	22	1	224	633.2	Measured	0.28	Calculated	237.4	Measured	0.105	Calculated	366.7	Measured	0.162	Measured	2263.3	Measured	Coal	Tangentially-fired	Dry Sorbent Injection	Low NOx Burner Technology w/ Closed-coupled/Separated OFA	Baghouse	Halogenated PAC Sorbent Injection	ARP, CSNOX, CSOSG2E, CSSO2G1, MATS
MI	J H Campbell	1710	1	########	23	1	225	636.5	Measured	0.279	Calculated	239	Measured	0.105	Calculated	369.2	Measured	0.162	Measured	2279.2	Measured	Coal	Tangentially-fired	Dry Sorbent Injection	Low NOx Burner Technology w/ Closed-coupled/Separated OFA	Baghouse	Halogenated PAC Sorbent Injection	ARP, CSNOX, CSOSG2E, CSSO2G1, MATS
MI	J H Campbell	1710	1	########	0	1	224	642.2	Measured	0.281	Calculated	239.6	Measured	0.105	Calculated	370.2	Measured	0.162	Measured	2284.9	Measured	Coal	Tangentially-fired	Dry Sorbent Injection	Low NOx Burner Technology w/ Closed-coupled/Separated OFA	Baghouse	Halogenated PAC Sorbent Injection	ARP, CSNOX, CSOSG2E, CSSO2G1, MATS
MI	J H Campbell	1710	1	########	1	1	224	637.8	Measured	0.28	Calculated	238.9	Measured	0.105	Calculated	364.4	Measured	0.16	Measured	2277.8	Measured	Coal	Tangentially-fired	Dry Sorbent Injection	Low NOx Burner Technology w/ Closed-coupled/Separated OFA	Baghouse	Halogenated PAC Sorbent Injection	ARP, CSNOX, CSOSG2E, CSSO2G1, MATS
MI	J H Campbell	1710	1	########	2	1	224	685.7	Measured	0.304	Calculated	236.4	Measured	0.105	Calculated	363	Measured	0.161	Measured	2254.4	Measured	Coal	Tangentially-fired	Dry Sorbent Injection	Low NOx Burner Technology w/ Closed-coupled/Separated OFA	Baghouse	Halogenated PAC Sorbent Injection	ARP, CSNOX, CSOSG2E, CSSO2G1, MATS
MI	J H Campbell	1710	1	########	3	1	223	681.1	Measured	0.301	Calculated	237.3	Measured	0.105	Calculated	373.3	Measured	0.165	Measured	2262.4	Measured	Coal	Tangentially-fired	Dry Sorbent Injection	Low NOx Burner Technology w/ Closed-coupled/Separated OFA	Baghouse	Halogenated PAC Sorbent Injection	ARP, CSNOX, CSOSG2E, CSSO2G1, MATS
MI	J H Campbell	1710	1	########	4	1	225	654.3	Measured	0.291	Calculated	235.9	Measured	0.105	Calculated	373.3	Measured	0.166	Measured	2248.8	Measured	Coal	Tangentially-fired	Dry Sorbent Injection	Low NOx Burner Technology w/ Closed-coupled/Separated OFA	Baghouse	Halogenated PAC Sorbent Injection	ARP, CSNOX, CSOSG2E, CSSO2G1, MATS
MI	J H Campbell	1710	1	########	5	1	225	647.6	Measured	0.285	Calculated	238.5	Measured	0.105	Calculated	377.6	Measured	0.166	Measured	2274.5	Measured	Coal	Tangentially-fired	Dry Sorbent Injection	Low NOx Burner Technology w/ Closed-coupled/Separated OFA	Baghouse	Halogenated PAC Sorbent Injection	ARP, CSNOX, CSOSG2E, CSSO2G1, MATS
MI	J H Campbell	1710	1	########	6	1	224	636.8	Measured	0.28	Calculated	238.5	Measured	0.105	Calculated	375.1	Measured	0.165	Measured	2273.6	Measured	Coal	Tangentially-fired	Dry Sorbent Injection	Low NOx Burner Technology w/ Closed-coupled/Separated OFA	Baghouse	Halogenated PAC Sorbent Injection	ARP, CSNOX, CSOSG2E, CSSO2G1, MATS
MI	J H Campbell	1710	1	########	7	1	224	639.3	Measured	0.282	Calculated	237.8	Measured	0.105	Calculated	371.9	Measured	0.164	Measured	2267.8	Measured	Coal	Tangentially-fired	Dry Sorbent Injection	Low NOx Burner Technology w/ Closed-coupled/Separated OFA	Baghouse	Halogenated PAC Sorbent Injection	ARP, CSNOX, CSOSG2E, CSSO2G1, MATS
MI	J H Campbell	1710	1	########	8	1	225	615.6	Measured	0.271	Calculated	238	Measured	0.105	Calculated	369.9	Measured	0.163	Measured	2269.4	Measured	Coal	Tangentially-fired	Dry Sorbent Injection	Low NOx Burner Technology w/ Closed-coupled/Separated OFA	Baghouse	Halogenated PAC Sorbent Injection	ARP, CSNOX, CSOSG2E, CSSO2G1, MATS
MI	J H Campbell	1710	1	########	9	1	224	614.8	Measured	0.272	Calculated	236.8	Measured	0.105	Calculated	372.6	Measured	0.165	Measured	2257.9	Measured	Coal	Tangentially-fired	Dry Sorbent Injection	Low NOx Burner Technology w/ Closed-coupled/Separated OFA	Baghouse	Halogenated PAC Sorbent Injection	ARP, CSNOX, CSOSG2E, CSSO2G1, MATS
MI	J H Campbell	1710	1	########	10	1	224	612	Measured	0.269	Calculated	238.4	Measured	0.105	Calculated	370.6	Measured	0.163	Measured	2273.4	Measured	Coal	Tangentially-fired	Dry Sorbent Injection	Low NOx Burner Technology w/ Closed-coupled/Separated OFA	Baghouse	Halogenated PAC Sorbent Injection	ARP, CSNOX, CSOSG2E, CSSO2G1, MATS
MI	J H Campbell	1710	1	########	11	1	224	641.5	Measured	0.281	Calculated	239.1	Measured	0.105	Calculated	373.9	Measured	0.164	Measured	2279.8	Measured	Coal	Tangentially-fired	Dry Sorbent Injection	Low NOx Burner Technology w/ Closed-coupled/Separated OFA	Baghouse	Halogenated PAC Sorbent Injection	ARP, CSNOX, CSOSG2E, CSSO2G1, MATS
MI	J H Campbell	1710	1	########	12	1	224	630	Measured	0.276	Calculated	239.4	Measured	0.105	Calculated	376.7	Measured	0.165	Measured	2283	Measured	Coal	Tangentially-fired	Dry Sorbent Injection	Low NOx Burner Technology w/ Closed-coupled/Separated OFA	Baghouse	Halogenated PAC Sorbent Injection	ARP, CSNOX, CSOSG2E, CSSO2G1, MATS
MI	J H Campbell	1710	1	########	13	1	224	625.5	Measured	0.275	Calculated	238.2	Measured	0.105	Calculated	377	Measured	0.166	Measured	2270.9	Measured	Coal	Tangentially-fired	Dry Sorbent Injection	Low NOx Burner Technology w/ Closed-coupled/Separated OFA	Baghouse	Halogenated PAC Sorbent Injection	ARP, CSNOX, CSOSG2E, CSSO2G1, MATS
MI	J H Campbell	1710	1	########	14	1	225	627.3	Measured	0.277	Calculated	237.5	Measured	0.105	Calculated	375.9	Measured	0.166	Measured	2264.6	Measured	Coal	Tangentially-fired	Dry Sorbent Injection	Low NOx Burner Technology w/ Closed-coupled/Separated OFA	Baghouse	Halogenated PAC Sorbent Injection	ARP, CSNOX, CSOSG2E, CSSO2G1, MATS
MI	J H Campbell	1710	1	########	15	1	224	605	Measured	0.265	Calculated	239.8	Measured	0.105	Calculated	368.2	Measured	0.161	Measured	2286.8	Measured	Coal	Tangentially-fired	Dry Sorbent Injection	Low NOx Burner Technology w/ Closed-coupled/Separated OFA	Baghouse	Halogenated PAC Sorbent Injection	ARP, CSNOX, CSOSG2E, CSSO2G1, MATS
MI	J H Campbell	1710	1	########	16	1	225	612.1	Measured	0.267	Calculated	240.1	Measured	0.105	Calculated	366.3	Measured	0.16	Measured	2289.1	Measured	Coal	Tangentially-fired	Dry Sorbent Injection	Low NOx Burner Technology w/ Closed-coupled/Separated OFA	Baghouse	Halogenated PAC Sorbent Injection	ARP, CSNOX, CSOSG2E, CSSO2G1, MATS
MI	J H Campbell	1710	1	########	17	1	224	618.6	Measured	0.272	Calculated	238.7	Measured	0.105	Calculated	364.2	Measured	0.16	Measured	2276.1	Measured	Coal	Tangentially-fired	Dry Sorbent Injection	Low NOx Burner Technology w/ Closed-coupled/Separated OFA	Baghouse	Halogenated PAC Sorbent Injection	ARP, CSNOX, CSOSG2E, CSSO2G1, MATS
MI	J H Campbell	1710	1	########	18	1	224	621.8	Measured	0.271	Calculated	241	Measured	0.105	Calculated	360.8	Measured	0.157	Measured	2298.3	Measured	Coal	Tangentially-fired	Dry Sorbent Injection	Low NOx Burner Technology w/ Closed-coupled/Separated OFA	Baghouse	Halogenated PAC Sorbent Injection	ARP, CSNOX, CSOSG2E, CSSO2G1, MATS
MI	J H Campbell	1710	1	########	19	1	224	624.2	Measured	0.271	Calculated	241.3	Measured	0.105	Calculated	363.5	Measured	0.158	Measured	2300.7	Measured	Coal	Tangentially-fired	Dry Sorbent Injection	Low NOx Burner Technology w/ Closed-coupled/Separated OFA	Baghouse	Halogenated PAC Sorbent Injection	ARP, CSNOX, CSOSG2E, CSSO2G1, MATS
MI	J H Campbell	1710	1	########	20	1	224	619.2	Measured	0.271	Calculated	239.4	Measured	0.105	Calculated	353.8	Measured	0.155	Measured	2282.4	Measured	Coal	Tangentially-fired	Dry Sorbent Injection	Low NOx Burner Technology w/ Closed-coupled/Separated OFA	Baghouse	Halogenated PAC Sorbent Injection	ARP, CSNOX, CSOSG2E, CSSO2G1, MATS
MI	J H Campbell	1710	1	########	21	1	224	607.9	Measured	0.267	Calculated	238.8	Measured	0.105	Calculated	357.5	Measured	0.157	Measured	2277.2	Measured	Coal	Tangentially-fired	Dry Sorbent Injection	Low NOx Burner Technology w/ Closed-coupled/Separated OFA	Baghouse	Halogenated PAC Sorbent Injection	ARP, CSNOX, CSOSG2E, CSSO2G1, MATS
MI	J H Campbell	1710	1	########	22	1	224	617.4	Measured	0.27	Calculated	239.8	Measured	0.105	Calculated	363.6	Measured	0.159	Measured	2286.5	Measured	Coal	Tangentially-fired	Dry Sorbent Injection	Low NOx Burner Technology w/ Closed-coupled/Separated OFA	Baghouse	Halogenated PAC Sorbent Injection	ARP, CSNOX, CSOSG2E, CSSO2G1, MATS
MI	J H Campbell	1710	1	########	23	1	224	627	Measured	0.272	Calculated	242.1	Measured	0.105	Calculated	364.8	Measured	0.158	Measured	2308.8	Measured	Coal	Tangentially-fired	Dry Sorbent Injection	Low NOx Burner Technology w/ Closed-coupled/Separated OFA	Baghouse	Halogenated PAC Sorbent Injection	ARP, CSNOX, CSOSG2E, CSSO2G1, MATS
MI	J H Campbell	1710	1	########	0	1	224	625.8	Measured	0.271	Calculated	241.9	Measured	0.105	Calculated	359.8	Measured	0.156	Measured	2306.5	Measured	Coal	Tangentially-fired	Dry Sorbent Injection	Low NOx Burner Technology w/ Closed-coupled/Separated OFA	Baghouse	Halogenated PAC Sorbent Injection	ARP, CSNOX, CSOSG2E, CSSO2G1, MATS
MI	J H Campbell	1710	1	########	1	1	224	635.7	Measured	0.276	Calculated	241.2	Measured	0.105	Calculated	358.8	Measured	0.156	Measured	2299.8	Measured	Coal	Tangentially-fired	Dry Sorbent Injection	Low NOx Burner Technology w/ Closed-coupled/Separated OFA	Baghouse	Halogenated PAC Sorbent Injection	ARP, CSNOX, CSOSG2E, CSSO2G1, MATS
MI	J H Campbell	1710	1	########	2	1	224	621	Measured	0.268	Calculated	242.9	Measured	0.105	Calculated	354.4	Measured	0.153	Measured	2316.4	Measured	Coal	Tangentially-fired	Dry Sorbent Injection	Low NOx Burner Technology w/ Closed-coupled/Separated OFA	Baghouse	Halogenated PAC Sorbent Injection	ARP, CSNOX, CSOSG2E, CSSO2G1, MATS
MI	J H Campbell	1710	1	########	3	1	224	620	Measured	0.27	Calculated	241.2	Measured	0.105	Calculated	358.8	Measured	0.156	Measured	2300.1	Measured	Coal	Tangentially-fired	Dry Sorbent Injection	Low NOx Burner Technology w/ Closed-coupled/Separated OFA	Baghouse	Halogenated PAC Sorbent Injection	ARP, CSNOX, CSOSG2E, CSSO2G1, MATS
MI	J H Campbell	1710	1	########	4	1	225	661.2	Measured	0.288	Calculated	240.8	Measured	0.105	Calculated	362.8	Measured	0.158	Measured	2296	Measured	Coal	Tangentially-fired	Dry Sorbent Injection	Low NOx Burner Technology w/ Closed-coupled/Separated OFA	Baghouse	Halogenated PAC Sorbent Injection	ARP, CSNOX, CSOSG2E, CSSO2G1, MATS
MI	J H Campbell	1710	1	########	5	1	224	716	Measured	0.307	Calculated	244.3	Measured	0.105	Calculated	365.6	Measured	0.157	Measured	2288.9	Measured	Coal	Tangentially-fired	Dry Sorbent Injection	Low NOx Burner Technology w/ Closed-coupled/Separated OFA	Baghouse	Halogenated PAC Sorbent Injection	ARP, CSNOX, CSOSG2E, CSSO2G1, MATS
MI	J H Campbell	1710	1	########	6	1	224	678	Measured	0.293	Calculated	242.3	Measured	0.105	Calculated	365	Measured	0.158	Measured	2310.3	Measured	Coal	Tangentially-fired	Dry Sorbent Injection	Low NOx Burner Technology w/ Closed-coupled/Separated OFA	Baghouse	Halogenated PAC Sorbent Injection	ARP, CSNOX, CSOSG2E, CSSO2G1, MATS
MI	J H Campbell	1710	1	########	7	1	224	613.8	Measured	0.263	Calculated	244.5	Measured	0.105	Calculated	368.4	Measured	0.158	Measured	2331.4	Measured	Coal	Tangentially-fired	Dry Sorbent Injection	Low NOx Burner Technology w/ Closed-coupled/Separated OFA	Baghouse	Halogenated PAC Sorbent Injection	ARP, CSNOX, CSOSG2E, CSSO2G1, MATS
MI	J H Campbell	1710	1	########	8	1	225	678	Measured	0.291	Calculated	244.3	Measured	0.105	Calculated	368.1	Measured	0.158	Measured	2329.6	Measured	Coal	Tangentially-fired	Dry Sorbent Injection	Low NOx Burner Technology w/ Closed-coupled/Separated OFA	Baghouse	Halogenated PAC Sorbent Injection	ARP, CSNOX, CSOSG2E, CSSO2G1, MATS
MI	J H Campbell	1710	1	########	9	1	224	683.5	Measured	0.296	Calculated	242.4	Measured	0.105	Calculated	367.4	Measured	0.159	Measured	2310.9	Measured	Coal	Tangentially-fired	Dry Sorbent Injection	Low NOx Burner Technology w/ Closed-coupled/Separated OFA	Baghouse	Halogenated PAC Sorbent Injection	ARP, CSNOX, CSOSG2E, CSSO2G1, MATS
MI	J H Campbell	1710	1	########	10	1	224	694.7	Measured	0.308	Calculated	236.3	Measured	0.105	Calculated	362.8	Measured	0.161	Measured	2253.3	Measured	Coal	Tangentially-fired	Dry Sorbent Injection	Low NOx Burner Technology w/ Closed-coupled/Separated OFA	Baghouse	Halogenated PAC Sorbent Injection	ARP, CSNOX, CSOSG2E, CSSO2G1, MATS
MI	J H Campbell	1710	1	########	11	1	224	617.7	Measured	0.276	Calculated	234.8	Measured	0.105	Calculated	351.5	Measured	0.157	Measured	2238.6	Measured	Coal	Tangentially-fired	Dry Sorbent Injection	Low NOx Burner Technology w/ Closed-coupled/Separated OFA	Baghouse	Halogenated PAC Sorbent Injection	ARP, CSNOX, CSOSG2E, CSSO2G1, MATS
MI	J H Campbell	1710	1	########	12	1	224	572.6	Measured	0.255	Calculated	235.2	Measured	0.105	Calculated	354.4	Measured	0.158	Measured	2242.8	Measured	Coal	Tangentially-fired	Dry Sorbent Injection	Low NOx Burner Technology w/ Closed-coupled/Separated OFA	Baghouse	Halogenated PAC Sorbent Injection	ARP, CSNOX, CSOSG2E, CSSO2G1, MATS
MI	J H Campbell	1710	1	########	13	1	224	570.4	Measured	0.254	Calculated	235.3	Measured	0.105	Calculated	352.2	Measured	0.157	Measured	2243.1	Measured	Coal	Tangentially-fired	Dry Sorbent Injection	Low NOx Burner Technology w/ Closed-coupled/Separated OFA	Baghouse	Halogenated PAC Sorbent Injection	ARP, CSNOX, CSOSG2E, CSSO2G1, MATS
MI	J H Campbell	1710	1	########	14	1	225	596.6	Measured	0.265	Calculated	235.9	Measured	0.105	Calculated	357.6	Measured	0.159	Measured	2249.3	Measured	Coal	Tangentially-fired	Dry Sorbent Injection	Low NOx Burner Technology w/ Closed-coupled/Separated OFA	Baghouse	Halogenated PAC Sorbent Injection	ARP, CSNOX, CSOSG2E, CSSO2G1, MATS
MI	J H Campbell	1710	1	########	15	1	224	607.6	Measured	0.27	Calculated	235.6	Measured	0.105	Calculated	359.5	Measured	0.16	Measured	2246.6	Measured	Coal	Tangentially-fired	Dry Sorbent Injection	Low NOx Burner Technology w/ Closed-coupled/Separated OFA	Baghouse	Halogenated PAC Sorbent Injection	ARP, CSNOX, CSOSG2E, CSSO2G1, MATS
MI	J H Campbell	1710	1	########	16	1	224	603.6	Measured	0.27	Calculated	234.5	Measured	0.105	Calculated	353.3	Measured	0.158	Measured	2236.2	Measured	Coal	Tangentially-fired	Dry Sorbent Injection	Low NOx Burner Technology w/ Closed-coupled/Separated OFA	Baghouse	Halogenated PAC Sorbent Injection	ARP, CSNOX, CSOSG2E, CSSO2G1, MATS
MI	J H Campbell	1710	1	########	17	1	224	611.7	Measured	0.273	Calculated	235.2	Measured	0.105	Calculated	347.6	Measured	0.155	Measured	2242.3	Measured	Coal	Tangentially-fired	Dry Sorbent Injection	Low NOx Burner Technology w/ Closed-coupled/Separated OFA	Baghouse	Halogenated PAC Sorbent Injection	ARP, CSNOX, CSOSG2E, CSSO2G1, MATS
MI	J H Campbell	1710	1	########	18	1	224	595.1	Measured	0.265	Calculated	235.9	Measured	0.105	Calculated	339.7	Measured	0.151	Measured	2249.7	Measured	Coal	Tangentially-fired	Dry Sorbent Injection	Low NOx Burner Technology w/ Closed-coupled/Separated OFA	Baghouse	Halogenated PAC Sorbent Injection	ARP, CSNOX, CSOSG2E, CSSO2G1, MATS
MI	J H Campbell	1710	1	########	19	1	224	603.4	Measured	0.268	Calculated	235.7	Measured	0.105	Calculated	341.7	Measured	0.152	Measured	2247.8	Measured	Coal	Tangentially-fired	Dry Sorbent Injection	Low NOx Burner Technology w/ Closed-coupled/Separated OFA	Baghouse	Halogenated PAC Sorbent Injection	ARP, CSNOX, CSOSG2E, CSSO2G1, MATS
MI	J H Campbell	1710	1	########	20	1	224	595.3	Measured	0.267	Calculated	234	Measured	0.105	Calculated	339.1	Measured	0.152	Measured	2231.1	Measured	Coal	Tangentially-fired	Dry Sorbent Injection	Low NOx Burner Technology w/ Closed-coupled/Separated OFA	Baghouse	Halogenated PAC Sorbent Injection	ARP, CSNOX, CSOSG2E, CSSO2G1, MATS
MI	J H Campbell	1710	1	########	21	1	224	587.9	Measured	0.262	Calculated	235.2	Measured	0.105	Calculated	336.3	Measured	0.15	Measured	2242.2	Measured	Coal	Tangentially-fired	Dry Sorbent Injection	Low NOx Burner Technology w/ Closed-coupled/Separated OFA	Baghouse	Halogenated PAC Sorbent Injection	ARP, CSNOX, CSOSG2E, CSSO2G1, MATS
MI	J H Campbell	1710	1	########	22	1	224	597.4	Measured	0.265	Calculated	236.2	Measured	0.105	Calculated	349	Measured	0.155	Measured	2251.7	Measured	Coal	Tangentially-fired	Dry Sorbent Injection	Low NOx Burner Technology w/ Closed-coupled/Separated OFA	Baghouse	Halogenated PAC Sorbent Injection	ARP, CSNOX, CSOSG2E, CSSO2G1, MATS
MI	J H Campbell	1710	1	########	23	1	224	579.6	Measured	0.259	Calculated	234.8	Measured	0.105	Calculated	344.8	Measured	0.154	Measured	2239	Measured	Coal	Tangentially-fired	Dry Sorbent Injection	Low NOx Burner Technology w/ Closed-coupled/Separated OFA	Baghouse	Halogenated PAC Sorbent Injection	ARP, CSNOX, CSOSG2E, CSSO2G1, MATS
MI	J H Campbell	1710	1	########	0	1	224	569.7	Measured	0.254	Calculated	235.3	Measured	0.105	Calculated	345.5	Measured	0.154	Measured	2243.5	Measured	Coal	Tangentially-fired	Dry Sorbent Injection	Low NOx Burner Technology w/ Closed-coupled/Separated OFA	Baghouse	Halogenated PAC Sorbent Injection	ARP, CSNOX, CSOSG2E, CSSO2G1, MATS
MI	J H Campbell	1710	1	########	1	1	224	600.9	Measured	0.267	Calculated	235.9	Measured	0.105	Calculated	344.1	Measured	0.153	Measured	2249.3	Measured	Coal	Tangentially-fired	Dry Sorbent Injection	Low NOx Burner Technology w/ Closed-coupled/Separated OFA	Baghouse	Halogenated PAC Sorbent Injection	ARP, CSNOX, CSOSG2E, CSSO2G1, MATS
MI	J H Campbell	1710	1	########	2	1	224	584	Measured	0.261	Calculated	234.7	Measured	0.105	Calculated	333.5	Measured	0.149	Measured	2238.2	Measured	Coal	Tangentially-fired	Dry Sorbent Injection	Low NOx Burner Technology w/ Closed-coupled/Separated OFA	Baghouse	Halogenated PAC Sorbent Injection	ARP, CSNOX, CSOSG2E, CSSO2G1, MATS
MI	J H Campbell	1710	1	########	3	1	224	567.7	Measured	0.251	Calculated	236.9	Measured	0.105	Calculated	332.1	Measured	0.147	Measured	2259.2	Measured	Coal	Tangentially-fired	Dry Sorbent Injection	Low NOx Burner Technology w/ Closed-coupled/Separated OFA	Baghouse	Halogenated PAC Sorbent Injection	ARP, CSNOX, CSOSG2E, CSSO2G1, MATS
MI	J H Campbell	1710	1	########	4	1	224	549.1	Measured	0.246	Calculated	234.2	Measured	0.105	Calculated	326	Measured	0.146	Measured	2233.2	Measured	Coal	Tangentially-fired	Dry Sorbent Injection	Low NOx Burner Technology w/ Closed-coupled/Separated OFA	Baghouse	Halogenated PAC Sorbent Injection	ARP, CSNOX, CSOSG2E, CSSO2G1, MATS
MI	J H Campbell	1710	1	########	5	1	224	593.2	Measured	0.262	Calculated	237.4	Measured	0.105	Calculated	344	Measured	0.152	Measured	2263.4	Measured	Coal	Tangentially-fired	Dry Sorbent Injection	Low NOx Burner Technology w/ Closed-coupled/Separated OFA	Baghouse	Halogenated PAC Sorbent Injection	ARP, CSNOX, CSOSG2E, CSSO2G1, MATS
MI	J H Campbell	1710	1	########	6	1	225	611.8	Measured	0.271	Calculated	236.5	Measured	0.105	Calculated	342.8	Measured	0.152	Measured	2255.1	Measured	Coal	Tangentially-fired	Dry Sorbent Injection	Low NOx Burner Technology w/ Closed-coupled/Separated OFA	Baghouse	Halogenated PAC Sorbent Injection	ARP, CSNOX, CSOSG2E, CSSO2G1, MATS
MI	J H Campbell	1710	1	########	7	1	224	629.8	Measured	0.282	Calculated	233.9	Measured	0.105	Calculated	334.5	Measured	0.15	Measured	2230.1	Measured	Coal	Tangentially-fired	Dry Sorbent Injection	Low NOx Burner Technology w/ Closed-coupled/Separated OFA	Baghouse	Halogenated PAC Sorbent Injection	ARP, CSNOX, CSOSG2E, CSSO2G1, MATS
MI	J H Campbell	1710	1	########	8	1	225	601.1	Measured	0.269	Calculated	234.4	Measured	0.105	Calculated	326.3	Measured	0.146	Measured	2235	Measured	Coal	Tangentially-fired	Dry Sorbent Injection

MI	J H Campbell	1710	1	########	6	1	224	546.7	Measured	0.246	Calculated	233.1	Measured	0.105	Calculated	349	Measured	0.157	Measured	2222.9	Measured	Coal	Tangentially-fired	Dry Sorbent Injection	Low NOx Burner Technology w/ Closed-coupled/Separated OFA	Baghouse	Halogenated PAC Sorbent Injection	ARP, CSNOX, CSOSG2E, CSSO2G1, MATS
MI	J H Campbell	1710	1	########	7	1	224	563.1	Measured	0.252	Calculated	234.7	Measured	0.105	Calculated	349.2	Measured	0.156	Measured	2238.2	Measured	Coal	Tangentially-fired	Dry Sorbent Injection	Low NOx Burner Technology w/ Closed-coupled/Separated OFA	Baghouse	Halogenated PAC Sorbent Injection	ARP, CSNOX, CSOSG2E, CSSO2G1, MATS
MI	J H Campbell	1710	1	########	8	1	224	568.7	Measured	0.253	Calculated	235.4	Measured	0.105	Calculated	350.1	Measured	0.156	Measured	2244.3	Measured	Coal	Tangentially-fired	Dry Sorbent Injection	Low NOx Burner Technology w/ Closed-coupled/Separated OFA	Baghouse	Halogenated PAC Sorbent Injection	ARP, CSNOX, CSOSG2E, CSSO2G1, MATS
MI	J H Campbell	1710	1	########	9	1	224	555	Measured	0.248	Calculated	234.5	Measured	0.105	Calculated	348.8	Measured	0.156	Measured	2235.7	Measured	Coal	Tangentially-fired	Dry Sorbent Injection	Low NOx Burner Technology w/ Closed-coupled/Separated OFA	Baghouse	Halogenated PAC Sorbent Injection	ARP, CSNOX, CSOSG2E, CSSO2G1, MATS
MI	J H Campbell	1710	1	########	10	1	224	558	Measured	0.25	Calculated	234.3	Measured	0.105	Calculated	350.7	Measured	0.157	Measured	2233.9	Measured	Coal	Tangentially-fired	Dry Sorbent Injection	Low NOx Burner Technology w/ Closed-coupled/Separated OFA	Baghouse	Halogenated PAC Sorbent Injection	ARP, CSNOX, CSOSG2E, CSSO2G1, MATS
MI	J H Campbell	1710	1	########	11	1	225	545.8	Measured	0.244	Calculated	234.3	Measured	0.105	Calculated	350.7	Measured	0.157	Measured	2233.5	Measured	Coal	Tangentially-fired	Dry Sorbent Injection	Low NOx Burner Technology w/ Closed-coupled/Separated OFA	Baghouse	Halogenated PAC Sorbent Injection	ARP, CSNOX, CSOSG2E, CSSO2G1, MATS
MI	J H Campbell	1710	1	########	12	1	224	521.1	Measured	0.234	Calculated	233.5	Measured	0.105	Calculated	342.9	Measured	0.154	Measured	2226.8	Measured	Coal	Tangentially-fired	Dry Sorbent Injection	Low NOx Burner Technology w/ Closed-coupled/Separated OFA	Baghouse	Halogenated PAC Sorbent Injection	ARP, CSNOX, CSOSG2E, CSSO2G1, MATS
MI	J H Campbell	1710	1	########	13	1	224	538.5	Measured	0.241	Calculated	233.9	Measured	0.105	Calculated	343.4	Measured	0.154	Measured	2229.9	Measured	Coal	Tangentially-fired	Dry Sorbent Injection	Low NOx Burner Technology w/ Closed-coupled/Separated OFA	Baghouse	Halogenated PAC Sorbent Injection	ARP, CSNOX, CSOSG2E, CSSO2G1, MATS
MI	J H Campbell	1710	1	########	14	1	224	563.1	Measured	0.252	Calculated	234.2	Measured	0.105	Calculated	343.9	Measured	0.154	Measured	2233.3	Measured	Coal	Tangentially-fired	Dry Sorbent Injection	Low NOx Burner Technology w/ Closed-coupled/Separated OFA	Baghouse	Halogenated PAC Sorbent Injection	ARP, CSNOX, CSOSG2E, CSSO2G1, MATS
MI	J H Campbell	1710	1	########	15	1	224	543.5	Measured	0.244	Calculated	233.5	Measured	0.105	Calculated	338.4	Measured	0.152	Measured	2226.5	Measured	Coal	Tangentially-fired	Dry Sorbent Injection	Low NOx Burner Technology w/ Closed-coupled/Separated OFA	Baghouse	Halogenated PAC Sorbent Injection	ARP, CSNOX, CSOSG2E, CSSO2G1, MATS
MI	J H Campbell	1710	1	########	16	1	224	550.2	Measured	0.246	Calculated	234.4	Measured	0.105	Calculated	339.7	Measured	0.152	Measured	2235.1	Measured	Coal	Tangentially-fired	Dry Sorbent Injection	Low NOx Burner Technology w/ Closed-coupled/Separated OFA	Baghouse	Halogenated PAC Sorbent Injection	ARP, CSNOX, CSOSG2E, CSSO2G1, MATS
MI	J H Campbell	1710	1	########	17	1	224	569.5	Measured	0.253	Calculated	236	Measured	0.105	Calculated	337.6	Measured	0.15	Measured	2250.4	Measured	Coal	Tangentially-fired	Dry Sorbent Injection	Low NOx Burner Technology w/ Closed-coupled/Separated OFA	Baghouse	Halogenated PAC Sorbent Injection	ARP, CSNOX, CSOSG2E, CSSO2G1, MATS
MI	J H Campbell	1710	1	########	18	1	224	576	Measured	0.259	Calculated	233.4	Measured	0.105	Calculated	333.8	Measured	0.15	Measured	2225.2	Measured	Coal	Tangentially-fired	Dry Sorbent Injection	Low NOx Burner Technology w/ Closed-coupled/Separated OFA	Baghouse	Halogenated PAC Sorbent Injection	ARP, CSNOX, CSOSG2E, CSSO2G1, MATS
MI	J H Campbell	1710	1	########	19	1	224	548.5	Measured	0.245	Calculated	234.9	Measured	0.105	Calculated	331.5	Measured	0.148	Measured	2240.1	Measured	Coal	Tangentially-fired	Dry Sorbent Injection	Low NOx Burner Technology w/ Closed-coupled/Separated OFA	Baghouse	Halogenated PAC Sorbent Injection	ARP, CSNOX, CSOSG2E, CSSO2G1, MATS
MI	J H Campbell	1710	1	########	20	1	224	583.7	Measured	0.262	Calculated	233.5	Measured	0.105	Calculated	338.4	Measured	0.152	Measured	2226.2	Measured	Coal	Tangentially-fired	Dry Sorbent Injection	Low NOx Burner Technology w/ Closed-coupled/Separated OFA	Baghouse	Halogenated PAC Sorbent Injection	ARP, CSNOX, CSOSG2E, CSSO2G1, MATS
MI	J H Campbell	1710	1	########	21	1	224	569.2	Measured	0.254	Calculated	235.3	Measured	0.105	Calculated	343.3	Measured	0.153	Measured	2243.7	Measured	Coal	Tangentially-fired	Dry Sorbent Injection	Low NOx Burner Technology w/ Closed-coupled/Separated OFA	Baghouse	Halogenated PAC Sorbent Injection	ARP, CSNOX, CSOSG2E, CSSO2G1, MATS
MI	J H Campbell	1710	1	########	22	1	225	566.7	Measured	0.253	Calculated	234.5	Measured	0.105	Calculated	348.8	Measured	0.156	Measured	2236.1	Measured	Coal	Tangentially-fired	Dry Sorbent Injection	Low NOx Burner Technology w/ Closed-coupled/Separated OFA	Baghouse	Halogenated PAC Sorbent Injection	ARP, CSNOX, CSOSG2E, CSSO2G1, MATS
MI	J H Campbell	1710	1	########	23	1	224	501.5	Measured	0.224	Calculated	234.4	Measured	0.105	Calculated	350.8	Measured	0.157	Measured	2234.6	Measured	Coal	Tangentially-fired	Dry Sorbent Injection	Low NOx Burner Technology w/ Closed-coupled/Separated OFA	Baghouse	Halogenated PAC Sorbent Injection	ARP, CSNOX, CSOSG2E, CSSO2G1, MATS
MI	J H Campbell	1710	1	########	0	1	224	510.6	Measured	0.228	Calculated	234.6	Measured	0.105	Calculated	357.8	Measured	0.16	Measured	2236.4	Measured	Coal	Tangentially-fired	Dry Sorbent Injection	Low NOx Burner Technology w/ Closed-coupled/Separated OFA	Baghouse	Halogenated PAC Sorbent Injection	ARP, CSNOX, CSOSG2E, CSSO2G1, MATS
MI	J H Campbell	1710	1	########	1	1	224	669.5	Measured	0.299	Calculated	234.9	Measured	0.105	Calculated	360.5	Measured	0.161	Measured	2239.3	Measured	Coal	Tangentially-fired	Dry Sorbent Injection	Low NOx Burner Technology w/ Closed-coupled/Separated OFA	Baghouse	Halogenated PAC Sorbent Injection	ARP, CSNOX, CSOSG2E, CSSO2G1, MATS
MI	J H Campbell	1710	1	########	2	1	224	673.2	Measured	0.301	Calculated	234.5	Measured	0.105	Calculated	357.8	Measured	0.16	Measured	2236.3	Measured	Coal	Tangentially-fired	Dry Sorbent Injection	Low NOx Burner Technology w/ Closed-coupled/Separated OFA	Baghouse	Halogenated PAC Sorbent Injection	ARP, CSNOX, CSOSG2E, CSSO2G1, MATS
MI	J H Campbell	1710	1	########	3	1	224	600.5	Measured	0.268	Calculated	235.1	Measured	0.105	Calculated	360.9	Measured	0.161	Measured	2241.6	Measured	Coal	Tangentially-fired	Dry Sorbent Injection	Low NOx Burner Technology w/ Closed-coupled/Separated OFA	Baghouse	Halogenated PAC Sorbent Injection	ARP, CSNOX, CSOSG2E, CSSO2G1, MATS
MI	J H Campbell	1710	1	########	4	1	225	564.3	Measured	0.253	Calculated	233.7	Measured	0.105	Calculated	352.1	Measured	0.158	Measured	2228.3	Measured	Coal	Tangentially-fired	Dry Sorbent Injection	Low NOx Burner Technology w/ Closed-coupled/Separated OFA	Baghouse	Halogenated PAC Sorbent Injection	ARP, CSNOX, CSOSG2E, CSSO2G1, MATS
MI	J H Campbell	1710	1	########	5	1	224	580.7	Measured	0.259	Calculated	235.1	Measured	0.105	Calculated	354.1	Measured	0.158	Measured	2241.2	Measured	Coal	Tangentially-fired	Dry Sorbent Injection	Low NOx Burner Technology w/ Closed-coupled/Separated OFA	Baghouse	Halogenated PAC Sorbent Injection	ARP, CSNOX, CSOSG2E, CSSO2G1, MATS
MI	J H Campbell	1710	1	########	6	1	224	568.3	Measured	0.254	Calculated	234.3	Measured	0.105	Calculated	352.9	Measured	0.158	Measured	2233.6	Measured	Coal	Tangentially-fired	Dry Sorbent Injection	Low NOx Burner Technology w/ Closed-coupled/Separated OFA	Baghouse	Halogenated PAC Sorbent Injection	ARP, CSNOX, CSOSG2E, CSSO2G1, MATS
MI	J H Campbell	1710	1	########	7	1	224	553.5	Measured	0.246	Calculated	235.8	Measured	0.105	Calculated	353	Measured	0.157	Measured	2248.6	Measured	Coal	Tangentially-fired	Dry Sorbent Injection	Low NOx Burner Technology w/ Closed-coupled/Separated OFA	Baghouse	Halogenated PAC Sorbent Injection	ARP, CSNOX, CSOSG2E, CSSO2G1, MATS
MI	J H Campbell	1710	1	########	8	1	224	618	Measured	0.276	Calculated	234.5	Measured	0.105	Calculated	346.5	Measured	0.155	Measured	2235.6	Measured	Coal	Tangentially-fired	Dry Sorbent Injection	Low NOx Burner Technology w/ Closed-coupled/Separated OFA	Baghouse	Halogenated PAC Sorbent Injection	ARP, CSNOX, CSOSG2E, CSSO2G1, MATS
MI	J H Campbell	1710	1	########	9	1	224	630	Measured	0.282	Calculated	234.2	Measured	0.105	Calculated	346.1	Measured	0.155	Measured	2233	Measured	Coal	Tangentially-fired	Dry Sorbent Injection	Low NOx Burner Technology w/ Closed-coupled/Separated OFA	Baghouse	Halogenated PAC Sorbent Injection	ARP, CSNOX, CSOSG2E, CSSO2G1, MATS
MI	J H Campbell	1710	1	########	10	1	224	590.1	Measured	0.264	Calculated	234.6	Measured	0.105	Calculated	344.5	Measured	0.154	Measured	2237.3	Measured	Coal	Tangentially-fired	Dry Sorbent Injection	Low NOx Burner Technology w/ Closed-coupled/Separated OFA	Baghouse	Halogenated PAC Sorbent Injection	ARP, CSNOX, CSOSG2E, CSSO2G1, MATS
MI	J H Campbell	1710	1	########	11	1	224	571.2	Measured	0.253	Calculated	236.7	Measured	0.105	Calculated	338.6	Measured	0.15	Measured	2257	Measured	Coal	Tangentially-fired	Dry Sorbent Injection	Low NOx Burner Technology w/ Closed-coupled/Separated OFA	Baghouse	Halogenated PAC Sorbent Injection	ARP, CSNOX, CSOSG2E, CSSO2G1, MATS
MI	J H Campbell	1710	1	########	12	1	224	521.5	Measured	0.233	Calculated	234.8	Measured	0.105	Calculated	340.3	Measured	0.152	Measured	2238.5	Measured	Coal	Tangentially-fired	Dry Sorbent Injection	Low NOx Burner Technology w/ Closed-coupled/Separated OFA	Baghouse	Halogenated PAC Sorbent Injection	ARP, CSNOX, CSOSG2E, CSSO2G1, MATS
MI	J H Campbell	1710	1	########	13	1	224	568.5	Measured	0.252	Calculated	236.3	Measured	0.105	Calculated	344.8	Measured	0.153	Measured	2253.3	Measured	Coal	Tangentially-fired	Dry Sorbent Injection	Low NOx Burner Technology w/ Closed-coupled/Separated OFA	Baghouse	Halogenated PAC Sorbent Injection	ARP, CSNOX, CSOSG2E, CSSO2G1, MATS
MI	J H Campbell	1710	1	########	14	1	224	584.4	Measured	0.259	Calculated	236.4	Measured	0.105	Calculated	344.9	Measured	0.153	Measured	2254.2	Measured	Coal	Tangentially-fired	Dry Sorbent Injection	Low NOx Burner Technology w/ Closed-coupled/Separated OFA	Baghouse	Halogenated PAC Sorbent Injection	ARP, CSNOX, CSOSG2E, CSSO2G1, MATS
MI	J H Campbell	1710	1	########	15	1	224	650.2	Measured	0.288	Calculated	236.4	Measured	0.105	Calculated	344.8	Measured	0.153	Measured	2253.8	Measured	Coal	Tangentially-fired	Dry Sorbent Injection	Low NOx Burner Technology w/ Closed-coupled/Separated OFA	Baghouse	Halogenated PAC Sorbent Injection	ARP, CSNOX, CSOSG2E, CSSO2G1, MATS
MI	J H Campbell	1710	1	########	16	1	224	619.2	Measured	0.275	Calculated	236.3	Measured	0.105	Calculated	342.4	Measured	0.152	Measured	2252.6	Measured	Coal	Tangentially-fired	Dry Sorbent Injection	Low NOx Burner Technology w/ Closed-coupled/Separated OFA	Baghouse	Halogenated PAC Sorbent Injection	ARP, CSNOX, CSOSG2E, CSSO2G1, MATS
MI	J H Campbell	1710	1	########	17	1	224	515.5	Measured	0.229	Calculated	235.9	Measured	0.105	Calculated	339.6	Measured	0.151	Measured	2249.2	Measured	Coal	Tangentially-fired	Dry Sorbent Injection	Low NOx Burner Technology w/ Closed-coupled/Separated OFA	Baghouse	Halogenated PAC Sorbent Injection	ARP, CSNOX, CSOSG2E, CSSO2G1, MATS
MI	J H Campbell	1710	1	########	18	1	224	554.3	Measured	0.246	Calculated	236.2	Measured	0.105	Calculated	340	Measured	0.151	Measured	2251.8	Measured	Coal	Tangentially-fired	Dry Sorbent Injection	Low NOx Burner Technology w/ Closed-coupled/Separated OFA	Baghouse	Halogenated PAC Sorbent Injection	ARP, CSNOX, CSOSG2E, CSSO2G1, MATS
MI	J H Campbell	1710	1	########	19	1	224	595.7	Measured	0.265	Calculated	235.8	Measured	0.105	Calculated	348.5	Measured	0.155	Measured	2248.7	Measured	Coal	Tangentially-fired	Dry Sorbent Injection	Low NOx Burner Technology w/ Closed-coupled/Separated OFA	Baghouse	Halogenated PAC Sorbent Injection	ARP, CSNOX, CSOSG2E, CSSO2G1, MATS
MI	J H Campbell	1710	1	########	20	1	224	582.9	Measured	0.257	Calculated	237.6	Measured	0.105	Calculated	344.3	Measured	0.152	Measured	2265	Measured	Coal	Tangentially-fired	Dry Sorbent Injection	Low NOx Burner Technology w/ Closed-coupled/Separated OFA	Baghouse	Halogenated PAC Sorbent Injection	ARP, CSNOX, CSOSG2E, CSSO2G1, MATS
MI	J H Campbell	1710	1	########	21	1	224	562.7	Measured	0.25	Calculated	236.3	Measured	0.105	Calculated	347	Measured	0.154	Measured	2253.2	Measured	Coal	Tangentially-fired	Dry Sorbent Injection	Low NOx Burner Technology w/ Closed-coupled/Separated OFA	Baghouse	Halogenated PAC Sorbent Injection	ARP, CSNOX, CSOSG2E, CSSO2G1, MATS
MI	J H Campbell	1710	1	########	22	1	224	592.5	Measured	0.264	Calculated	235.3	Measured	0.105	Calculated	347.7	Measured	0.155	Measured	2243.2	Measured	Coal	Tangentially-fired	Dry Sorbent Injection	Low NOx Burner Technology w/ Closed-coupled/Separated OFA	Baghouse	Halogenated PAC Sorbent Injection	ARP, CSNOX, CSOSG2E, CSSO2G1, MATS
MI	J H Campbell	1710	1	########	23	1	225	682.7	Measured	0.302	Calculated	237.2	Measured	0.105	Calculated	348.3	Measured	0.154	Measured	2261.6	Measured	Coal	Tangentially-fired	Dry Sorbent Injection	Low NOx Burner Technology w/ Closed-coupled/Separated OFA	Baghouse	Halogenated PAC Sorbent Injection	ARP, CSNOX, CSOSG2E, CSSO2G1, MATS
MI	J H Campbell	1710	1	########	0	1	224	677.7	Measured	0.3	Calculated	237.1	Measured	0.105	Calculated	343.6	Measured	0.152	Measured	2260.5	Measured	Coal	Tangentially-fired	Dry Sorbent Injection	Low NOx Burner Technology w/ Closed-coupled/Separated OFA	Baghouse	Halogenated PAC Sorbent Injection	ARP, CSNOX, CSOSG2E, CSSO2G1, MATS
MI	J H Campbell	1710	1	########	1	1	224	628.9	Measured	0.278	Calculated	237.5	Measured	0.105	Calculated	337.4	Measured	0.149	Measured	2264.6	Measured	Coal	Tangentially-fired	Dry Sorbent Injection	Low NOx Burner Technology w/ Closed-coupled/Separated OFA	Baghouse	Halogenated PAC Sorbent Injection	ARP, CSNOX, CSOSG2E, CSSO2G1, MATS
MI	J H Campbell	1710	1	########	2	1	225	579.9	Measured	0.255	Calculated	238.7	Measured	0.105	Calculated	334.6	Measured	0.147	Measured	2276.1	Measured	Coal	Tangentially-fired	Dry Sorbent Injection	Low NOx Burner Technology w/ Closed-coupled/Separated OFA	Baghouse	Halogenated PAC Sorbent Injection	ARP, CSNOX, CSOSG2E, CSSO2G1, MATS
MI	J H Campbell	1710	1	########	3	1	224	568.1	Measured	0.249	Calculated	239.4	Measured	0.105	Calculated	337.8	Measured	0.148	Measured	2282.3	Measured	Coal	Tangentially-fired	Dry Sorbent Injection	Low NOx Burner Technology w/ Closed-coupled/Separated OFA	Baghouse	Halogenated PAC Sorbent Injection	ARP, CSNOX, CSOSG2E, CSSO2G1, MATS
MI	J H Campbell	1710	1	########	4	1	224	578.2	Measured	0.258	Calculated	235	Measured	0.105	Calculated	333.8	Measured	0.149	Measured	2240.4	Measured	Coal	Tangentially-fired	Dry Sorbent Injection	Low NOx Burner Technology w/ Closed-coupled/Separated OFA	Baghouse	Halogenated PAC Sorbent Injection	ARP, CSNOX, CSOSG2E, CSSO2G1, MATS
MI	J H Campbell	1710	1	########	5	1	223	607.5	Measured	0.267	Calculated	238.4	Measured	0.105	Calculated	340.9	Measured	0.15	Measured	2272.9	Measured	Coal	Tangentially-fired	Dry Sorbent Injection	Low NOx Burner Technology w/ Closed-coupled/Separated OFA	Baghouse	Halogenated PAC Sorbent Injection	ARP, CSNOX, CSOSG2E, CSSO2G1, MATS
MI	J H Campbell	1710	1	########	6	1	224	614.2	Measured	0.269	Calculated	239.2	Measured	0.105	Calculated	351.2	Measured	0.154	Measured	2280.8	Measured	Coal	Tangentially-fired	Dry Sorbent Injection	Low NOx Burner Technology w/ Closed-coupled/Separated OFA	Baghouse	Halogenated PAC Sorbent Injection	ARP, CSNOX, CSOSG2E, CSSO2G1, MATS
MI	J H Campbell	1710	1	########	7	1	224	615.4	Measured	0.271	Calculated	238.5	Measured	0.105	Calculated	345.7	Measured	0.152	Measured	2274.3	Measured	Coal	Tangentially-fired	Dry Sorbent Injection	Low NOx Burner Technology w/ Closed-coupled/Separated OFA	Baghouse	Halogenated PAC Sorbent Injection	ARP, CSNOX, CSOSG2E, CSSO2G1, MATS
MI	J H Campbell	1710	1	########	8	1	224	620.1	Measured	0.272	Calculated	239.5	Measured	0.105	Calculated	340.2	Measured	0.149	Measured	2283.2	Measured	Coal	Tangentially-fired	Dry Sorbent Injection	Low NOx Burner Technology w/ Closed-coupled/Separated OFA	Baghouse	Halogenated PAC Sorbent Injection	ARP, CSNOX, CSOSG2E, CSSO2G1, MATS
MI	J H Campbell	1710	1	########	9	1	224	625.9	Measured	0.276	Calculated	237.9	Measured	0.105	Calculated	338	Measured	0.149	Measured	2268.5	Measured	Coal	Tangentially-fired	Dry Sorbent Injection	Low NOx Burner Technology w/ Closed-coupled/Separated OFA	Baghouse	Halogenated PAC Sorbent Injection	ARP, CSNOX, CSOSG2E, CSSO2G1, MATS
MI	J H Campbell	1710	1	########	10	1	224	625	Measured	0.276	Calculated	237.6	Measured	0.105	Calculated	335.3	Measured	0.148	Measured	2265.3	Measured	Coal	Tangentially-fired	Dry Sorbent Injection	Low NOx Burner Technology w/ Closed-coupled/Separated OFA	Baghouse	Halogenated PAC Sorbent Injection	ARP, CSNOX, CSOSG2E, CSSO2G1, MATS
MI	J H Campbell	1710	1	########	11	1	224	603.9	Measured	0.268	Calculated	236.7	Measured	0.105	Calculated	336.3	Measured	0.149	Measured	2257.3	Measured	Coal	Tangentially-fired	Dry Sorbent Injection	Low NOx Burner Technology w/ Closed-coupled/Separated OFA	Baghouse	Halogenated PAC Sorbent Injection	ARP, CSNOX, CSOSG2E, CSSO2G1, MATS
MI	J H Campbell	1710	1	########	12	1	224	604.1	Measured	0.265	Calculated	239.1	Measured	0.105	Calculated	348.8	Measured	0.153	Measured	2279.8	Measured	Coal	Tangentially-fired	Dry Sorbent Injection	Low NOx Burner Technology w/ Closed-coupled/Separated OFA	Baghouse	Halogenated PAC Sorbent Injection	ARP, CSNOX, CSOSG2E, CSSO2G1, MATS
MI	J H Campbell	1710	1	########	13	1	224	599.5	Measured	0.266	Calculated	236.2	Measured	0.105	Calculated	351.4	Measured	0.156	Measured	2252.4	Measured	Coal	Tangentially-fired	Dry Sorbent Injection	Low NOx Burner Technology w/ Closed-coupled/Separated OFA	Baghouse	Halogenated PAC Sorbent Injection	ARP, CSNOX, CSOSG2E, CSSO2G1, MATS
MI	J H Campbell	1710	1	########	14	1	224	593.6	Measured	0.263	Calculated	236.6	Measured	0.105	Calculated	352	Measured	0.156	Measured	2256.3	Measured	Coal	Tangentially-fired	Dry Sorbent Injection	Low NOx Burner Technology w/ Closed-coupled/Separated OFA	Baghouse	Halogenated PAC Sorbent Injection	ARP, CSNOX, CSOSG2E, CSSO2G1, MATS
MI	J H Campbell	1710	1	########	15	1	224	593.2	Measured	0.262	Calculated	237.4	Measured	0.105	Calculated	350.9	Measured	0.155	Measured	2263.7	Measured	Coal	Tangentially-fired	Dry Sorbent Injection	Low NOx Burner Technology w/ Closed-coupled/Separated OFA	Baghouse	Halogenated PAC Sorbent Injection	ARP, CSNOX, CSOSG2E, CSSO2G1, MATS
MI	J H Campbell	1710	1	########	16	1	224	615.6	Measured	0.272	Calculated	237.1	Measured	0.105	Calculated	345.9	Measured	0.153	Measured	2260.7	Measured	Coal	Tangentially-fired	Dry Sorbent Injection	Low NOx Burner Technology w/ Closed-coupled/Separated OFA	Baghouse	Halogenated PAC Sorbent Injection	ARP, CSNOX, CSOSG2E, CSSO2G1, MATS
MI	J H Campbell	1710	1	########	17	1	224	608.8	Measured	0.27	Calculated	236.9	Measured	0.105	Calculated	350.1	Measured	0.155	Measured	2258.8	Measured	Coal	Tangentially-fired	Dry Sorbent Injection	Low NOx Burner Technology w/ Closed-coupled/Separated OFA	Baghouse	Halogenated PAC Sorbent Injection	ARP, CSNOX, CSOSG2E, CSSO2G1, MATS
MI	J H Campbell	1710	1	########	18	1	224	607.2	Measured	0.269	Calculated	236.8	Measured	0.105	Calculated	349.9	Measured	0.155	Measured	2257.4	Measured	Coal	Tangentially-fired	Dry Sorbent Injection	Low NOx Burner Technology w/ Closed-coupled/Separated OFA	Baghouse	Halogenated PAC Sorbent Injection	ARP, CSNOX, CSOSG2E, CSSO2G1, MATS
MI	J H Campbell	1710	1	########	19	1	224	611.9	Measured	0.271	Calculated	237.2	Measured	0.105	Calculated	348.3	Measured	0.154	Measured	2261.8	Measured	Coal	Tangentially-fired	Dry Sorbent Injection	Low NOx Burner Technology w/ Closed-coupled/Separated OFA	Baghouse	Halogenated PAC Sorbent Injection	ARP, CSNOX, CSOSG2E, CSSO2G1, MATS
MI	J H Campbell	1710	1	########	20	1	224	615.6	Measured	0.273	Calculated	236.2	Measured	0.105	Calculated	342.3	Measured	0.152	Measured	2252	Measured	Coal	Tangentially-fired	Dry Sorbent Injection	Low NOx Burner Technology w/ Closed-coupled/Separated OFA	Baghouse	Halogenated PAC Sorbent Injection	ARP, CSNOX, CSOSG2E, CSSO2G1, MATS
MI	J H Campbell	1710	1	########	21	1	224	609.4	Measured	0.269	Calculated	237.2	Measured	0.105	Calculated	352.8	Measured	0.156	Measured	2261.3	Measured	Coal	Tangentially-fired	Dry Sorbent Injection	Low NOx Burner Technology w/ Closed-coupled/Separated OFA	Baghouse	Halogenated PAC Sorbent Injection	ARP, CSNOX, CSOSG2E, CSSO2G1, MATS
MI	J H Campbell	1710	1	########	22	1	225	608.4	Measured	0.269	Calculated	237.2	Measured	0.105	Calculated	350.6	Measured	0.155	Measured	2261.8	Measured	Coal	Tangentially-fired	Dry Sorbent Injection	Low NOx Burner Technology w/ Closed-coupled/Separated OFA	Baghouse	Halogenated PAC Sorbent Injection	ARP, CSNOX, CSOSG2E, CSSO2G1, MATS
MI	J H Campbell	1710	1	########	23	1	224	625.3	Measured	0.276	Calculated	237.5	Measured	0.105	Calculated	348.7	Measured	0.154	Measured	2264.1	Measured	Coal	Tangentially-fired	Dry Sorbent Injection	Low NOx Burner Technology w/ Closed-coupled/Separated OFA	Baghouse	Halogenated PAC Sorbent Injection	ARP, CSNOX, CSOSG2E, CSSO2G1, MATS
MI	J H Campbell	1710	1	########	0	1	224	821.5	Measured	0.365	Calculated	235.9	Measured	0.105	Calculated	353.1	Measured	0.157	Measured	2249.1	Measured	Coal	Tangentially-fired	Dry Sorbent Injection	Low NOx Burner Technology w/ Closed-coupled/Separated OFA	Baghouse	Halogenated PAC Sorbent Injection	ARP, CSNOX, CSOSG2E, CSSO2G1, MATS
MI	J H Campbell	1710	1	########	1	1	224	651.8	Measured	0.291	Calculated	235.2	Measured	0.105	Calculated	343.1	Measured	0.153	Measured	2242.4	Measured	Coal	Tangentially-fired	Dry Sorbent Injection	Low NOx Burner Technology w/ Closed-coupled/Separated OFA	Baghouse	Halogenated PAC Sorbent Injection	ARP, CSNOX, CSOSG2E, CSSO2G1, MATS
MI	J H Campbell	1710	1	########	2	1	224	629.7	Measured	0.28	Calculated	236	Measured	0.105	Calculated	351.1	Measured	0.156	Measured	2250.5	Measured	Coal	Tangentially-fired	Dry Sorbent Injection	Low NOx Burner Technology w/ Closed-coupled/Separated OFA	Baghouse	Halogenated PAC Sorbent Injection	ARP, CSNOX, CSOSG2E, CSSO2G1, MATS
MI	J H Campbell	1710	1	########	3	1	224	608.1	Measured	0.271	Calculated	235.8	Measured	0.105	Calculated	357.4	Measured	0.159	Measured	2248	Measured	Coal	Tangentially-fired	Dry Sorbent Injection	Low NOx Burner Technology w/ Closed-coupled/Separated OFA	Baghouse	Halogenated PAC Sorbent Injection	ARP, CSNOX, CSOSG2E, CSSO2G1, MATS
MI	J H Campbell	1710	1	########	4	1	225	601.1	Measured	0.27	Calculated	233.6	Measured	0.105	Calculated	354.1	Measured	0.159	Measured	2227	Measured	Coal	Tangentially-fired	Dry Sorbent Injection	Low NOx Burner Technology w/ Closed-coupled/Separated OFA	Baghouse	Halogenated PAC Sorbent Injection	ARP, CSNOX, CSOSG2E, CSSO2G1, MATS
MI	J H Campbell	1710	1	########	5	1	225	599.7	Measured	0.266	Calculated	236.4	Measured	0.105	Calculated	360.6	Measured	0.16	Measured	2253.7	Measured	Coal	Tangentially-fired	Dry Sorbent Injection	Low NOx Burner Technology w/ Closed-coupled/Separated OFA	Baghouse	Halogenated PAC Sorbent Injection	ARP, CSNOX, CSOSG2E, CSSO2G1, MATS
MI	J H Campbell	1710	1	########	6	1	224	600.2	Measured	0.267	Calculated	235.5	Measured	0.105	Calculated	363.7	Measured	0.162	Measured	2245.3	Measured	Coal	Tangentially-fired	Dry Sorbent Injection	Low NOx Burner Technology w/ Closed-coupled/Separated OFA	Baghouse	Halogenated PAC Sorbent Injection	ARP, CSNOX, CSOSG2E, CSSO2G1, MATS
MI	J H Campbell	1710	1	########	7	1	224	600.1	Measured	0.267	Calculated	235.9	Measured	0.105	Calculated	368.9	Measured	0.164	Measured	2249.4	Measured	Coal	Tangentially-

MI	J H Campbell	1710	1	########	5	1	224	601.6	Measured	0.268	Calculated	235.1	Measured	0.105	Calculated	351.9	Measured	0.157	Measured	2241.5	Measured	Coal	Tangentially-fired	Dry Sorbent Injection	Low NOx Burner Technology w/ Closed-coupled/Separated OFA	Baghouse	Halogenated PAC Sorbent Injection	ARP, CSNOX, CSOSG2E, CSSO2G1, MATS
MI	J H Campbell	1710	1	########	6	1	224	598.4	Measured	0.268	Calculated	234.1	Measured	0.105	Calculated	354.9	Measured	0.159	Measured	2232.1	Measured	Coal	Tangentially-fired	Dry Sorbent Injection	Low NOx Burner Technology w/ Closed-coupled/Separated OFA	Baghouse	Halogenated PAC Sorbent Injection	ARP, CSNOX, CSOSG2E, CSSO2G1, MATS
MI	J H Campbell	1710	1	########	7	1	224	599	Measured	0.267	Calculated	235.2	Measured	0.105	Calculated	354.4	Measured	0.158	Measured	2243	Measured	Coal	Tangentially-fired	Dry Sorbent Injection	Low NOx Burner Technology w/ Closed-coupled/Separated OFA	Baghouse	Halogenated PAC Sorbent Injection	ARP, CSNOX, CSOSG2E, CSSO2G1, MATS
MI	J H Campbell	1710	1	########	8	1	224	621.6	Measured	0.278	Calculated	234.5	Measured	0.105	Calculated	333.1	Measured	0.149	Measured	2235.6	Measured	Coal	Tangentially-fired	Dry Sorbent Injection	Low NOx Burner Technology w/ Closed-coupled/Separated OFA	Baghouse	Halogenated PAC Sorbent Injection	ARP, CSNOX, CSOSG2E, CSSO2G1, MATS
MI	J H Campbell	1710	1	########	9	1	224	626.7	Measured	0.28	Calculated	234.7	Measured	0.105	Calculated	326.7	Measured	0.146	Measured	2237.7	Measured	Coal	Tangentially-fired	Dry Sorbent Injection	Low NOx Burner Technology w/ Closed-coupled/Separated OFA	Baghouse	Halogenated PAC Sorbent Injection	ARP, CSNOX, CSOSG2E, CSSO2G1, MATS
MI	J H Campbell	1710	1	########	10	1	224	611.1	Measured	0.273	Calculated	234.7	Measured	0.105	Calculated	324.5	Measured	0.145	Measured	2237.9	Measured	Coal	Tangentially-fired	Dry Sorbent Injection	Low NOx Burner Technology w/ Closed-coupled/Separated OFA	Baghouse	Halogenated PAC Sorbent Injection	ARP, CSNOX, CSOSG2E, CSSO2G1, MATS
MI	J H Campbell	1710	1	########	11	1	224	597.7	Measured	0.267	Calculated	234.7	Measured	0.105	Calculated	324.4	Measured	0.145	Measured	2237.5	Measured	Coal	Tangentially-fired	Dry Sorbent Injection	Low NOx Burner Technology w/ Closed-coupled/Separated OFA	Baghouse	Halogenated PAC Sorbent Injection	ARP, CSNOX, CSOSG2E, CSSO2G1, MATS
MI	J H Campbell	1710	1	########	12	1	224	582.9	Measured	0.26	Calculated	234.8	Measured	0.105	Calculated	331.3	Measured	0.148	Measured	2238.3	Measured	Coal	Tangentially-fired	Dry Sorbent Injection	Low NOx Burner Technology w/ Closed-coupled/Separated OFA	Baghouse	Halogenated PAC Sorbent Injection	ARP, CSNOX, CSOSG2E, CSSO2G1, MATS
MI	J H Campbell	1710	1	########	13	1	224	580.5	Measured	0.259	Calculated	234.6	Measured	0.105	Calculated	346.8	Measured	0.155	Measured	2237.1	Measured	Coal	Tangentially-fired	Dry Sorbent Injection	Low NOx Burner Technology w/ Closed-coupled/Separated OFA	Baghouse	Halogenated PAC Sorbent Injection	ARP, CSNOX, CSOSG2E, CSSO2G1, MATS
MI	J H Campbell	1710	1	########	14	1	225	575.7	Measured	0.255	Calculated	236.3	Measured	0.105	Calculated	353.8	Measured	0.157	Measured	2253.3	Measured	Coal	Tangentially-fired	Dry Sorbent Injection	Low NOx Burner Technology w/ Closed-coupled/Separated OFA	Baghouse	Halogenated PAC Sorbent Injection	ARP, CSNOX, CSOSG2E, CSSO2G1, MATS
MI	J H Campbell	1710	1	########	15	1	224	557.5	Measured	0.248	Calculated	235.8	Measured	0.105	Calculated	353	Measured	0.157	Measured	2248.3	Measured	Coal	Tangentially-fired	Dry Sorbent Injection	Low NOx Burner Technology w/ Closed-coupled/Separated OFA	Baghouse	Halogenated PAC Sorbent Injection	ARP, CSNOX, CSOSG2E, CSSO2G1, MATS
MI	J H Campbell	1710	1	########	16	1	224	598.4	Measured	0.267	Calculated	235.4	Measured	0.105	Calculated	347.9	Measured	0.155	Measured	2244.4	Measured	Coal	Tangentially-fired	Dry Sorbent Injection	Low NOx Burner Technology w/ Closed-coupled/Separated OFA	Baghouse	Halogenated PAC Sorbent Injection	ARP, CSNOX, CSOSG2E, CSSO2G1, MATS
MI	J H Campbell	1710	1	########	17	1	224	591.9	Measured	0.265	Calculated	234.7	Measured	0.105	Calculated	337.9	Measured	0.151	Measured	2237.6	Measured	Coal	Tangentially-fired	Dry Sorbent Injection	Low NOx Burner Technology w/ Closed-coupled/Separated OFA	Baghouse	Halogenated PAC Sorbent Injection	ARP, CSNOX, CSOSG2E, CSSO2G1, MATS
MI	J H Campbell	1710	1	########	18	1	224	584.4	Measured	0.262	Calculated	234	Measured	0.105	Calculated	339.1	Measured	0.152	Measured	2230.8	Measured	Coal	Tangentially-fired	Dry Sorbent Injection	Low NOx Burner Technology w/ Closed-coupled/Separated OFA	Baghouse	Halogenated PAC Sorbent Injection	ARP, CSNOX, CSOSG2E, CSSO2G1, MATS
MI	J H Campbell	1710	1	########	19	1	225	606.2	Measured	0.272	Calculated	233.7	Measured	0.105	Calculated	336.5	Measured	0.151	Measured	2228.2	Measured	Coal	Tangentially-fired	Dry Sorbent Injection	Low NOx Burner Technology w/ Closed-coupled/Separated OFA	Baghouse	Halogenated PAC Sorbent Injection	ARP, CSNOX, CSOSG2E, CSSO2G1, MATS
MI	J H Campbell	1710	1	########	20	1	224	596.1	Measured	0.268	Calculated	233.6	Measured	0.105	Calculated	336.3	Measured	0.151	Measured	2227.3	Measured	Coal	Tangentially-fired	Dry Sorbent Injection	Low NOx Burner Technology w/ Closed-coupled/Separated OFA	Baghouse	Halogenated PAC Sorbent Injection	ARP, CSNOX, CSOSG2E, CSSO2G1, MATS
MI	J H Campbell	1710	1	########	21	1	224	589.4	Measured	0.264	Calculated	234.6	Measured	0.105	Calculated	348.9	Measured	0.156	Measured	2236.7	Measured	Coal	Tangentially-fired	Dry Sorbent Injection	Low NOx Burner Technology w/ Closed-coupled/Separated OFA	Baghouse	Halogenated PAC Sorbent Injection	ARP, CSNOX, CSOSG2E, CSSO2G1, MATS
MI	J H Campbell	1710	1	########	22	1	224	614.8	Measured	0.275	Calculated	234.6	Measured	0.105	Calculated	353.4	Measured	0.158	Measured	2236.5	Measured	Coal	Tangentially-fired	Dry Sorbent Injection	Low NOx Burner Technology w/ Closed-coupled/Separated OFA	Baghouse	Halogenated PAC Sorbent Injection	ARP, CSNOX, CSOSG2E, CSSO2G1, MATS
MI	J H Campbell	1710	1	########	23	1	224	636.1	Measured	0.283	Calculated	235.4	Measured	0.105	Calculated	361.3	Measured	0.161	Measured	2244.2	Measured	Coal	Tangentially-fired	Dry Sorbent Injection	Low NOx Burner Technology w/ Closed-coupled/Separated OFA	Baghouse	Halogenated PAC Sorbent Injection	ARP, CSNOX, CSOSG2E, CSSO2G1, MATS
MI	J H Campbell	1710	1	########	0	1	224	618.6	Measured	0.275	Calculated	236.3	Measured	0.105	Calculated	362.7	Measured	0.161	Measured	2252.6	Measured	Coal	Tangentially-fired	Dry Sorbent Injection	Low NOx Burner Technology w/ Closed-coupled/Separated OFA	Baghouse	Halogenated PAC Sorbent Injection	ARP, CSNOX, CSOSG2E, CSSO2G1, MATS
MI	J H Campbell	1710	1	########	1	1	224	613	Measured	0.273	Calculated	235.4	Measured	0.105	Calculated	354.7	Measured	0.158	Measured	2244.8	Measured	Coal	Tangentially-fired	Dry Sorbent Injection	Low NOx Burner Technology w/ Closed-coupled/Separated OFA	Baghouse	Halogenated PAC Sorbent Injection	ARP, CSNOX, CSOSG2E, CSSO2G1, MATS
MI	J H Campbell	1710	1	########	2	1	225	594.9	Measured	0.266	Calculated	235	Measured	0.105	Calculated	347.2	Measured	0.155	Measured	2240.2	Measured	Coal	Tangentially-fired	Dry Sorbent Injection	Low NOx Burner Technology w/ Closed-coupled/Separated OFA	Baghouse	Halogenated PAC Sorbent Injection	ARP, CSNOX, CSOSG2E, CSSO2G1, MATS
MI	J H Campbell	1710	1	########	3	1	224	592.9	Measured	0.264	Calculated	235.8	Measured	0.105	Calculated	346.2	Measured	0.154	Measured	2247.9	Measured	Coal	Tangentially-fired	Dry Sorbent Injection	Low NOx Burner Technology w/ Closed-coupled/Separated OFA	Baghouse	Halogenated PAC Sorbent Injection	ARP, CSNOX, CSOSG2E, CSSO2G1, MATS
MI	J H Campbell	1710	1	########	4	1	225	583.9	Measured	0.263	Calculated	232.5	Measured	0.105	Calculated	343.6	Measured	0.155	Measured	2216.6	Measured	Coal	Tangentially-fired	Dry Sorbent Injection	Low NOx Burner Technology w/ Closed-coupled/Separated OFA	Baghouse	Halogenated PAC Sorbent Injection	ARP, CSNOX, CSOSG2E, CSSO2G1, MATS
MI	J H Campbell	1710	1	########	5	1	224	595.6	Measured	0.265	Calculated	236.1	Measured	0.105	Calculated	351.2	Measured	0.156	Measured	2251.4	Measured	Coal	Tangentially-fired	Dry Sorbent Injection	Low NOx Burner Technology w/ Closed-coupled/Separated OFA	Baghouse	Halogenated PAC Sorbent Injection	ARP, CSNOX, CSOSG2E, CSSO2G1, MATS
MI	J H Campbell	1710	1	########	6	1	224	601.5	Measured	0.268	Calculated	235	Measured	0.105	Calculated	354	Measured	0.158	Measured	2240.8	Measured	Coal	Tangentially-fired	Dry Sorbent Injection	Low NOx Burner Technology w/ Closed-coupled/Separated OFA	Baghouse	Halogenated PAC Sorbent Injection	ARP, CSNOX, CSOSG2E, CSSO2G1, MATS
MI	J H Campbell	1710	1	########	7	1	224	604.8	Measured	0.269	Calculated	235.9	Measured	0.105	Calculated	357.6	Measured	0.159	Measured	2248.8	Measured	Coal	Tangentially-fired	Dry Sorbent Injection	Low NOx Burner Technology w/ Closed-coupled/Separated OFA	Baghouse	Halogenated PAC Sorbent Injection	ARP, CSNOX, CSOSG2E, CSSO2G1, MATS
MI	J H Campbell	1710	1	########	8	1	224	615.5	Measured	0.274	Calculated	235.5	Measured	0.105	Calculated	352.5	Measured	0.157	Measured	2245.5	Measured	Coal	Tangentially-fired	Dry Sorbent Injection	Low NOx Burner Technology w/ Closed-coupled/Separated OFA	Baghouse	Halogenated PAC Sorbent Injection	ARP, CSNOX, CSOSG2E, CSSO2G1, MATS
MI	J H Campbell	1710	1	########	9	1	224	620.2	Measured	0.277	Calculated	234.4	Measured	0.105	Calculated	344.2	Measured	0.154	Measured	2235.1	Measured	Coal	Tangentially-fired	Dry Sorbent Injection	Low NOx Burner Technology w/ Closed-coupled/Separated OFA	Baghouse	Halogenated PAC Sorbent Injection	ARP, CSNOX, CSOSG2E, CSSO2G1, MATS
MI	J H Campbell	1710	1	########	10	1	224	614.1	Measured	0.275	Calculated	234.5	Measured	0.105	Calculated	339.9	Measured	0.152	Measured	2236.2	Measured	Coal	Tangentially-fired	Dry Sorbent Injection	Low NOx Burner Technology w/ Closed-coupled/Separated OFA	Baghouse	Halogenated PAC Sorbent Injection	ARP, CSNOX, CSOSG2E, CSSO2G1, MATS
MI	J H Campbell	1710	1	########	11	1	223	596.2	Measured	0.265	Calculated	236.4	Measured	0.105	Calculated	344.8	Measured	0.153	Measured	2253.6	Measured	Coal	Tangentially-fired	Dry Sorbent Injection	Low NOx Burner Technology w/ Closed-coupled/Separated OFA	Baghouse	Halogenated PAC Sorbent Injection	ARP, CSNOX, CSOSG2E, CSSO2G1, MATS
MI	J H Campbell	1710	1	########	12	1	224	595	Measured	0.265	Calculated	235.7	Measured	0.105	Calculated	343.8	Measured	0.153	Measured	2247.1	Measured	Coal	Tangentially-fired	Dry Sorbent Injection	Low NOx Burner Technology w/ Closed-coupled/Separated OFA	Baghouse	Halogenated PAC Sorbent Injection	ARP, CSNOX, CSOSG2E, CSSO2G1, MATS
MI	J H Campbell	1710	1	########	13	1	225	614.1	Measured	0.272	Calculated	236.5	Measured	0.105	Calculated	345.1	Measured	0.153	Measured	2255.3	Measured	Coal	Tangentially-fired	Dry Sorbent Injection	Low NOx Burner Technology w/ Closed-coupled/Separated OFA	Baghouse	Halogenated PAC Sorbent Injection	ARP, CSNOX, CSOSG2E, CSSO2G1, MATS
MI	J H Campbell	1710	1	########	14	1	224	600	Measured	0.266	Calculated	236.2	Measured	0.105	Calculated	349.1	Measured	0.155	Measured	2252.5	Measured	Coal	Tangentially-fired	Dry Sorbent Injection	Low NOx Burner Technology w/ Closed-coupled/Separated OFA	Baghouse	Halogenated PAC Sorbent Injection	ARP, CSNOX, CSOSG2E, CSSO2G1, MATS
MI	J H Campbell	1710	1	########	15	1	224	607.5	Measured	0.268	Calculated	237.4	Measured	0.105	Calculated	350.8	Measured	0.155	Measured	2263.2	Measured	Coal	Tangentially-fired	Dry Sorbent Injection	Low NOx Burner Technology w/ Closed-coupled/Separated OFA	Baghouse	Halogenated PAC Sorbent Injection	ARP, CSNOX, CSOSG2E, CSSO2G1, MATS
MI	J H Campbell	1710	1	########	16	1	225	597.7	Measured	0.263	Calculated	238.1	Measured	0.105	Calculated	349.7	Measured	0.154	Measured	2270.7	Measured	Coal	Tangentially-fired	Dry Sorbent Injection	Low NOx Burner Technology w/ Closed-coupled/Separated OFA	Baghouse	Halogenated PAC Sorbent Injection	ARP, CSNOX, CSOSG2E, CSSO2G1, MATS
MI	J H Campbell	1710	1	########	17	1	225	554.1	Measured	0.246	Calculated	235.8	Measured	0.105	Calculated	339.6	Measured	0.151	Measured	2248.7	Measured	Coal	Tangentially-fired	Dry Sorbent Injection	Low NOx Burner Technology w/ Closed-coupled/Separated OFA	Baghouse	Halogenated PAC Sorbent Injection	ARP, CSNOX, CSOSG2E, CSSO2G1, MATS
MI	J H Campbell	1710	1	########	18	1	224	566	Measured	0.25	Calculated	237.7	Measured	0.105	Calculated	344.5	Measured	0.152	Measured	2266.4	Measured	Coal	Tangentially-fired	Dry Sorbent Injection	Low NOx Burner Technology w/ Closed-coupled/Separated OFA	Baghouse	Halogenated PAC Sorbent Injection	ARP, CSNOX, CSOSG2E, CSSO2G1, MATS
MI	J H Campbell	1710	1	########	19	1	224	615.7	Measured	0.273	Calculated	236.2	Measured	0.105	Calculated	346.9	Measured	0.154	Measured	2252.4	Measured	Coal	Tangentially-fired	Dry Sorbent Injection	Low NOx Burner Technology w/ Closed-coupled/Separated OFA	Baghouse	Halogenated PAC Sorbent Injection	ARP, CSNOX, CSOSG2E, CSSO2G1, MATS
MI	J H Campbell	1710	1	########	20	1	225	601.9	Measured	0.265	Calculated	237.8	Measured	0.105	Calculated	342.4	Measured	0.151	Measured	2267.8	Measured	Coal	Tangentially-fired	Dry Sorbent Injection	Low NOx Burner Technology w/ Closed-coupled/Separated OFA	Baghouse	Halogenated PAC Sorbent Injection	ARP, CSNOX, CSOSG2E, CSSO2G1, MATS
MI	J H Campbell	1710	1	########	21	1	224	597.4	Measured	0.266	Calculated	235.7	Measured	0.105	Calculated	350.6	Measured	0.156	Measured	2247.4	Measured	Coal	Tangentially-fired	Dry Sorbent Injection	Low NOx Burner Technology w/ Closed-coupled/Separated OFA	Baghouse	Halogenated PAC Sorbent Injection	ARP, CSNOX, CSOSG2E, CSSO2G1, MATS
MI	J H Campbell	1710	1	########	22	1	224	609	Measured	0.27	Calculated	236.1	Measured	0.105	Calculated	355.8	Measured	0.158	Measured	2251.6	Measured	Coal	Tangentially-fired	Dry Sorbent Injection	Low NOx Burner Technology w/ Closed-coupled/Separated OFA	Baghouse	Halogenated PAC Sorbent Injection	ARP, CSNOX, CSOSG2E, CSSO2G1, MATS
MI	J H Campbell	1710	1	########	23	1	224	612.9	Measured	0.272	Calculated	236.3	Measured	0.105	Calculated	355.9	Measured	0.158	Measured	2252.8	Measured	Coal	Tangentially-fired	Dry Sorbent Injection	Low NOx Burner Technology w/ Closed-coupled/Separated OFA	Baghouse	Halogenated PAC Sorbent Injection	ARP, CSNOX, CSOSG2E, CSSO2G1, MATS
MI	J H Campbell	1710	1	########	0	1	224	657.8	Measured	0.291	Calculated	237.1	Measured	0.105	Calculated	357.2	Measured	0.158	Measured	2260.9	Measured	Coal	Tangentially-fired	Dry Sorbent Injection	Low NOx Burner Technology w/ Closed-coupled/Separated OFA	Baghouse	Halogenated PAC Sorbent Injection	ARP, CSNOX, CSOSG2E, CSSO2G1, MATS
MI	J H Campbell	1710	1	########	1	1	224	610.7	Measured	0.27	Calculated	237	Measured	0.105	Calculated	350.3	Measured	0.155	Measured	2260	Measured	Coal	Tangentially-fired	Dry Sorbent Injection	Low NOx Burner Technology w/ Closed-coupled/Separated OFA	Baghouse	Halogenated PAC Sorbent Injection	ARP, CSNOX, CSOSG2E, CSSO2G1, MATS
MI	J H Campbell	1710	1	########	2	1	225	587.4	Measured	0.258	Calculated	238.6	Measured	0.105	Calculated	345.8	Measured	0.152	Measured	2274.9	Measured	Coal	Tangentially-fired	Dry Sorbent Injection	Low NOx Burner Technology w/ Closed-coupled/Separated OFA	Baghouse	Halogenated PAC Sorbent Injection	ARP, CSNOX, CSOSG2E, CSSO2G1, MATS
MI	J H Campbell	1710	1	########	3	1	223	594.3	Measured	0.262	Calculated	237.5	Measured	0.105	Calculated	355.5	Measured	0.157	Measured	2264.4	Measured	Coal	Tangentially-fired	Dry Sorbent Injection	Low NOx Burner Technology w/ Closed-coupled/Separated OFA	Baghouse	Halogenated PAC Sorbent Injection	ARP, CSNOX, CSOSG2E, CSSO2G1, MATS
MI	J H Campbell	1710	1	########	4	1	224	601	Measured	0.267	Calculated	236.5	Measured	0.105	Calculated	360.8	Measured	0.16	Measured	2254.8	Measured	Coal	Tangentially-fired	Dry Sorbent Injection	Low NOx Burner Technology w/ Closed-coupled/Separated OFA	Baghouse	Halogenated PAC Sorbent Injection	ARP, CSNOX, CSOSG2E, CSSO2G1, MATS
MI	J H Campbell	1710	1	########	5	1	224	605.3	Measured	0.267	Calculated	237.6	Measured	0.105	Calculated	360.3	Measured	0.159	Measured	2265.8	Measured	Coal	Tangentially-fired	Dry Sorbent Injection	Low NOx Burner Technology w/ Closed-coupled/Separated OFA	Baghouse	Halogenated PAC Sorbent Injection	ARP, CSNOX, CSOSG2E, CSSO2G1, MATS
MI	J H Campbell	1710	1	########	6	1	224	621.3	Measured	0.275	Calculated	237	Measured	0.105	Calculated	352.6	Measured	0.156	Measured	2260.1	Measured	Coal	Tangentially-fired	Dry Sorbent Injection	Low NOx Burner Technology w/ Closed-coupled/Separated OFA	Baghouse	Halogenated PAC Sorbent Injection	ARP, CSNOX, CSOSG2E, CSSO2G1, MATS
MI	J H Campbell	1710	1	########	7	1	224	604.5	Measured	0.266	Calculated	237.9	Measured	0.105	Calculated	347.1	Measured	0.153	Measured	2268.8	Measured	Coal	Tangentially-fired	Dry Sorbent Injection	Low NOx Burner Technology w/ Closed-coupled/Separated OFA	Baghouse	Halogenated PAC Sorbent Injection	ARP, CSNOX, CSOSG2E, CSSO2G1, MATS
MI	J H Campbell	1710	1	########	8	1	224	610	Measured	0.269	Calculated	237.4	Measured	0.105	Calculated	353.2	Measured	0.156	Measured	2263.9	Measured	Coal	Tangentially-fired	Dry Sorbent Injection	Low NOx Burner Technology w/ Closed-coupled/Separated OFA	Baghouse	Halogenated PAC Sorbent Injection	ARP, CSNOX, CSOSG2E, CSSO2G1, MATS
MI	J H Campbell	1710	1	########	9	1	224	612.6	Measured	0.27	Calculated	237.7	Measured	0.105	Calculated	335.5	Measured	0.148	Measured	2266.6	Measured	Coal	Tangentially-fired	Dry Sorbent Injection	Low NOx Burner Technology w/ Closed-coupled/Separated OFA	Baghouse	Halogenated PAC Sorbent Injection	ARP, CSNOX, CSOSG2E, CSSO2G1, MATS
MI	J H Campbell	1710	1	########	10	1	224	608.7	Measured	0.268	Calculated	237.8	Measured	0.105	Calculated	342.3	Measured	0.151	Measured	2267.2	Measured	Coal	Tangentially-fired	Dry Sorbent Injection	Low NOx Burner Technology w/ Closed-coupled/Separated OFA	Baghouse	Halogenated PAC Sorbent Injection	ARP, CSNOX, CSOSG2E, CSSO2G1, MATS
MI	J H Campbell	1710	1	########	11	1	224	621.6	Measured	0.274	Calculated	237.6	Measured	0.105	Calculated	344.4	Measured	0.152	Measured	2265.5	Measured	Coal	Tangentially-fired	Dry Sorbent Injection	Low NOx Burner Technology w/ Closed-coupled/Separated OFA	Baghouse	Halogenated PAC Sorbent Injection	ARP, CSNOX, CSOSG2E, CSSO2G1, MATS
MI	J H Campbell	1710	1	########	12	1	224	615.9	Measured	0.272	Calculated	237.2	Measured	0.105	Calculated	343.8	Measured	0.152	Measured	2261.8	Measured	Coal	Tangentially-fired	Dry Sorbent Injection	Low NOx Burner Technology w/ Closed-coupled/Separated OFA	Baghouse	Halogenated PAC Sorbent Injection	ARP, CSNOX, CSOSG2E, CSSO2G1, MATS
MI	J H Campbell	1710	1	########	13	1	224	616.7	Measured	0.273	Calculated	237.3	Measured	0.105	Calculated	343.9	Measured	0.152	Measured	2262.5	Measured	Coal	Tangentially-fired	Dry Sorbent Injection	Low NOx Burner Technology w/ Closed-coupled/Separated OFA	Baghouse	Halogenated PAC Sorbent Injection	ARP, CSNOX, CSOSG2E, CSSO2G1, MATS
MI	J H Campbell	1710	1	########	14	1	224	610	Measured	0.27	Calculated	236.9	Measured	0.105	Calculated	338.8	Measured	0.15	Measured	2258.9	Measured	Coal	Tangentially-fired	Dry Sorbent Injection	Low NOx Burner Technology w/ Closed-coupled/Separated OFA	Baghouse	Halogenated PAC Sorbent Injection	ARP, CSNOX, CSOSG2E, CSSO2G1, MATS
MI	J H Campbell	1710	1	########	15	1	224	608.6	Measured	0.268	Calculated	237.7	Measured	0.105	Calculated	340	Measured	0.15	Measured	2266.7	Measured	Coal	Tangentially-fired	Dry Sorbent Injection	Low NOx Burner Technology w/ Closed-coupled/Separated OFA	Baghouse	Halogenated PAC Sorbent Injection	ARP, CSNOX, CSOSG2E, CSSO2G1, MATS
MI	J H Campbell	1710	1	########	16	1	224	615.8	Measured	0.271	Calculated	238.7	Measured	0.105	Calculated	343.7	Measured	0.151	Measured	2276	Measured	Coal	Tangentially-fired	Dry Sorbent Injection	Low NOx Burner Technology w/ Closed-coupled/Separated OFA	Baghouse	Halogenated PAC Sorbent Injection	ARP, CSNOX, CSOSG2E, CSSO2G1, MATS
MI	J H Campbell	1710	1	########	17	1	223	631.6	Measured	0.279	Calculated	237.6	Measured	0.105	Calculated	346.7	Measured	0.153	Measured	2265.9	Measured	Coal	Tangentially-fired	Dry Sorbent Injection	Low NOx Burner Technology w/ Closed-coupled/Separated OFA	Baghouse	Halogenated PAC Sorbent Injection	ARP, CSNOX, CSOSG2E, CSSO2G1, MATS
MI	J H Campbell	1710	1	########	18	1	225	631.2	Measured	0.278	Calculated	238.2	Measured	0.105	Calculated	345.1	Measured	0.152	Measured	2270.7	Measured	Coal	Tangentially-fired	Dry Sorbent Injection	Low NOx Burner Technology w/ Closed-coupled/Separated OFA	Baghouse	Halogenated PAC Sorbent Injection	ARP, CSNOX, CSOSG2E, CSSO2G1, MATS
MI	J H Campbell	1710	1	########	19	1	225	616.8	Measured	0.272	Calculated	238	Measured	0.105	Calculated	338.1	Measured	0.149	Measured	2269.2	Measured	Coal	Tangentially-fired	Dry Sorbent Injection	Low NOx Burner Technology w/ Closed-coupled/Separated OFA	Baghouse	Halogenated PAC Sorbent Injection	ARP, CSNOX, CSOSG2E, CSSO2G1, MATS
MI	J H Campbell	1710	1	########	20	1	224	604.4	Measured	0.264	Calculated	239.9	Measured	0.105	Calculated	338.6	Measured	0.148	Measured	2287.6	Measured	Coal	Tangentially-fired	Dry Sorbent Injection	Low NOx Burner Technology w/ Closed-coupled/Separated OFA	Baghouse	Halogenated PAC Sorbent Injection	ARP, CSNOX, CSOSG2E, CSSO2G1, MATS
MI	J H Campbell	1710	1	########	21	1	224	614.4	Measured	0.27	Calculated	238.6	Measured	0.105	Calculated	341.3	Measured	0.15	Measured	2275.4	Measured	Coal	Tangentially-fired	Dry Sorbent Injection	Low NOx Burner Technology w/ Closed-coupled/Separated OFA	Baghouse	Halogenated PAC Sorbent Injection	ARP, CSNOX, CSOSG2E, CSSO2G1, MATS
MI	J H Campbell	1710	1	########	22	1	224	613.1	Measured	0.268	Calculated	239.9	Measured	0.105	Calculated	340.8	Measured	0.149	Measured	2287.4	Measured	Coal	Tangentially-fired	Dry Sorbent Injection	Low NOx Burner Technology w/ Closed-coupled/Separated OFA	Baghouse	Halogenated PAC Sorbent Injection	ARP, CSNOX, CSOSG2E, CSSO2G1, MATS
MI	J H Campbell	1710	1	########	23	1	225	596.4	Measured	0.261	Calculated	240	Measured	0.105	Calculated	338.7	Measured	0.148	Measured	2288.2	Measured	Coal	Tangentially-fired	Dry Sorbent Injection	Low NOx Burner Technology w/ Closed-coupled/Separated OFA	Baghouse	Halogenated PAC Sorbent Injection	ARP, CSNOX, CSOSG2E, CSSO2G1, MATS
MI	J H Campbell	1710	1	########	0	1	224	595.5	Measured	0.261	Calculated	239.6	Measured	0.105	Calculated	333.6	Measured	0.146	Measured	2284.7	Measured	Coal	Tangentially-fired	Dry Sorbent Injection	Low NOx Burner Technology w/ Closed-coupled/Separated OFA	Baghouse	Halogenated PAC Sorbent Injection	ARP, CSNOX, CSOSG2E, CSSO2G1, MATS
MI	J H Campbell	1710	1	########	1	1	224	614.3	Measured	0.272	Calculated	236.6	Measured	0.105	Calculated	331.6	Measured	0.147	Measured	2255.7	Measured	Coal	Tangentially-fired	Dry Sorbent Injection	Low NOx Burner Technology w/ Closed-coupled/Separated OFA	Baghouse	Halogenated PAC Sorbent Injection	ARP, CSNOX, CSOSG2E, CSSO2G1, MATS
MI	J H Campbell	1710	1	########	2	1	224	606.2	Measured	0.267	Calculated	238.4	Measured	0.105	Calculated	329.5	Measured	0.145	Measured	2272.7	Measured	Coal	Tangentially-fired	Dry Sorbent Injection	Low NOx Burner Technology w/ Closed-coupled/Separated OFA	Baghouse	Halogenated PAC Sorbent Injection	ARP, CSNOX, CSOSG2E, CSSO2G1, MATS
MI	J H Campbell	1710	1	########	3	1	224	615.4	Measured	0.27	Calculated	238.8	Measured	0.105	Calculated	334.6	Measured	0.147	Measured	2276.5	Measured	Coal	Tangentially-fired	Dry Sorbent Injection	Low NOx Burner Technology w/ Closed-coupled/Separated OFA	Baghouse	Halogenated PAC Sorbent Injection	ARP, CSNOX, CSOSG2E, CSSO2G1, MATS
MI	J H Campbell	1710	1	########	4	1	224	616.8	Measured	0.273	Calculated	237.1	Measured	0.105	Calculated	327.8	Measured	0.145	Measured	2260.4	Measured	Coal	Tangentially-fired	Dry Sorbent Injection	Low NOx Burner Technology w/ Closed-coupled/Separated OFA	Baghouse	Halogenated PAC Sorbent Injection	ARP, CSNOX, CSOSG2E, CSSO2G1, MATS
MI	J H Campbell	1710	1	########	5	1	224	625.2	Measured	0.273	Calculated	240.1	Measured	0.105	Calculated	334.2	Measured	0.146	Measured	2288.9	Measured	Coal	Tangentially-fired	Dry Sorbent Injection	Low NOx Burner Technology w/ Closed-coupled/Separated OFA	Baghouse	Halogenated PAC Sorbent Injection	ARP, CSNOX, CSOSG2E, CSSO2G1, MATS
MI	J H Campbell	1710	1	########	6	1	224	624.5	Measured	0.273	Calculated	240	Measured	0.105	Calculated	331.8	Measured	0.145	Measured	2288.5	Measured	Coal	Tangentially-fired

MI	J H Campbell	1710	1	########	4	1	163	469.9	Measured	0.28	Calculated	175.7	Measured	0.105	Calculated	239.6	Measured	0.143	Measured	1675.5	Measured	Coal	Tangentially-fired	Dry Sorbent Injection	Low NOx Burner Technology w/ Closed-coupled/Separated OFA	Baghouse	Halogenated PAC Sorbent Injection	ARP, CSNOX, CSOSG2E, CSSO2G1, MATS
MI	J H Campbell	1710	1	########	5	1	163	451.7	Measured	0.269	Calculated	176.2	Measured	0.105	Calculated	238.6	Measured	0.142	Measured	1680.2	Measured	Coal	Tangentially-fired	Dry Sorbent Injection	Low NOx Burner Technology w/ Closed-coupled/Separated OFA	Baghouse	Halogenated PAC Sorbent Injection	ARP, CSNOX, CSOSG2E, CSSO2G1, MATS
MI	J H Campbell	1710	1	########	6	1	163	452.6	Measured	0.266	Calculated	178.2	Measured	0.105	Calculated	241.2	Measured	0.142	Measured	1698.7	Measured	Coal	Tangentially-fired	Dry Sorbent Injection	Low NOx Burner Technology w/ Closed-coupled/Separated OFA	Baghouse	Halogenated PAC Sorbent Injection	ARP, CSNOX, CSOSG2E, CSSO2G1, MATS
MI	J H Campbell	1710	1	########	7	1	164	462.3	Measured	0.271	Calculated	179.2	Measured	0.105	Calculated	247.8	Measured	0.145	Measured	1708.9	Measured	Coal	Tangentially-fired	Dry Sorbent Injection	Low NOx Burner Technology w/ Closed-coupled/Separated OFA	Baghouse	Halogenated PAC Sorbent Injection	ARP, CSNOX, CSOSG2E, CSSO2G1, MATS
MI	J H Campbell	1710	1	########	8	1	164	457.9	Measured	0.271	Calculated	177.2	Measured	0.105	Calculated	239.9	Measured	0.142	Measured	1689.4	Measured	Coal	Tangentially-fired	Dry Sorbent Injection	Low NOx Burner Technology w/ Closed-coupled/Separated OFA	Baghouse	Halogenated PAC Sorbent Injection	ARP, CSNOX, CSOSG2E, CSSO2G1, MATS
MI	J H Campbell	1710	1	########	9	1	163	461.9	Measured	0.274	Calculated	176.9	Measured	0.105	Calculated	234.5	Measured	0.139	Measured	1687.1	Measured	Coal	Tangentially-fired	Dry Sorbent Injection	Low NOx Burner Technology w/ Closed-coupled/Separated OFA	Baghouse	Halogenated PAC Sorbent Injection	ARP, CSNOX, CSOSG2E, CSSO2G1, MATS
MI	J H Campbell	1710	1	########	10	1	163	457.9	Measured	0.272	Calculated	176.7	Measured	0.105	Calculated	230.8	Measured	0.137	Measured	1684.4	Measured	Coal	Tangentially-fired	Dry Sorbent Injection	Low NOx Burner Technology w/ Closed-coupled/Separated OFA	Baghouse	Halogenated PAC Sorbent Injection	ARP, CSNOX, CSOSG2E, CSSO2G1, MATS
MI	J H Campbell	1710	1	########	11	1	163	445.1	Measured	0.264	Calculated	176.9	Measured	0.105	Calculated	229.4	Measured	0.136	Measured	1686.7	Measured	Coal	Tangentially-fired	Dry Sorbent Injection	Low NOx Burner Technology w/ Closed-coupled/Separated OFA	Baghouse	Halogenated PAC Sorbent Injection	ARP, CSNOX, CSOSG2E, CSSO2G1, MATS
MI	J H Campbell	1710	1	########	12	1	163	452.2	Measured	0.268	Calculated	177	Measured	0.105	Calculated	234.5	Measured	0.139	Measured	1687.3	Measured	Coal	Tangentially-fired	Dry Sorbent Injection	Low NOx Burner Technology w/ Closed-coupled/Separated OFA	Baghouse	Halogenated PAC Sorbent Injection	ARP, CSNOX, CSOSG2E, CSSO2G1, MATS
MI	J H Campbell	1710	1	########	13	1	163	457.4	Measured	0.269	Calculated	178.3	Measured	0.105	Calculated	246.5	Measured	0.145	Measured	1699.8	Measured	Coal	Tangentially-fired	Dry Sorbent Injection	Low NOx Burner Technology w/ Closed-coupled/Separated OFA	Baghouse	Halogenated PAC Sorbent Injection	ARP, CSNOX, CSOSG2E, CSSO2G1, MATS
MI	J H Campbell	1710	1	########	14	1	194	559.8	Measured	0.283	Calculated	207.5	Measured	0.105	Calculated	284.8	Measured	0.144	Measured	1978.1	Measured	Coal	Tangentially-fired	Dry Sorbent Injection	Low NOx Burner Technology w/ Closed-coupled/Separated OFA	Baghouse	Halogenated PAC Sorbent Injection	ARP, CSNOX, CSOSG2E, CSSO2G1, MATS
MI	J H Campbell	1710	1	########	15	1	218	594.6	Measured	0.274	Calculated	227.5	Measured	0.105	Calculated	355.8	Measured	0.164	Measured	2169.3	Measured	Coal	Tangentially-fired	Dry Sorbent Injection	Low NOx Burner Technology w/ Closed-coupled/Separated OFA	Baghouse	Halogenated PAC Sorbent Injection	ARP, CSNOX, CSOSG2E, CSSO2G1, MATS
MI	J H Campbell	1710	1	########	16	1	174	471	Measured	0.265	Calculated	186.2	Measured	0.105	Calculated	287.7	Measured	0.162	Measured	1775.7	Measured	Coal	Tangentially-fired	Dry Sorbent Injection	Low NOx Burner Technology w/ Closed-coupled/Separated OFA	Baghouse	Halogenated PAC Sorbent Injection	ARP, CSNOX, CSOSG2E, CSSO2G1, MATS
MI	J H Campbell	1710	1	########	17	1	175	477.7	Measured	0.267	Calculated	187.5	Measured	0.105	Calculated	282.5	Measured	0.158	Measured	1787.7	Measured	Coal	Tangentially-fired	Dry Sorbent Injection	Low NOx Burner Technology w/ Closed-coupled/Separated OFA	Baghouse	Halogenated PAC Sorbent Injection	ARP, CSNOX, CSOSG2E, CSSO2G1, MATS
MI	J H Campbell	1710	1	########	18	1	175	486.6	Measured	0.271	Calculated	188.3	Measured	0.105	Calculated	283.7	Measured	0.158	Measured	1795.4	Measured	Coal	Tangentially-fired	Dry Sorbent Injection	Low NOx Burner Technology w/ Closed-coupled/Separated OFA	Baghouse	Halogenated PAC Sorbent Injection	ARP, CSNOX, CSOSG2E, CSSO2G1, MATS
MI	J H Campbell	1710	1	########	19	1	175	485.1	Measured	0.27	Calculated	188.1	Measured	0.105	Calculated	283.4	Measured	0.158	Measured	1793.4	Measured	Coal	Tangentially-fired	Dry Sorbent Injection	Low NOx Burner Technology w/ Closed-coupled/Separated OFA	Baghouse	Halogenated PAC Sorbent Injection	ARP, CSNOX, CSOSG2E, CSSO2G1, MATS
MI	J H Campbell	1710	1	########	20	1	175	451.9	Measured	0.253	Calculated	187.2	Measured	0.105	Calculated	278.4	Measured	0.156	Measured	1784.9	Measured	Coal	Tangentially-fired	Dry Sorbent Injection	Low NOx Burner Technology w/ Closed-coupled/Separated OFA	Baghouse	Halogenated PAC Sorbent Injection	ARP, CSNOX, CSOSG2E, CSSO2G1, MATS
MI	J H Campbell	1710	1	########	21	1	174	462.7	Measured	0.26	Calculated	186.6	Measured	0.105	Calculated	275.8	Measured	0.155	Measured	1779.4	Measured	Coal	Tangentially-fired	Dry Sorbent Injection	Low NOx Burner Technology w/ Closed-coupled/Separated OFA	Baghouse	Halogenated PAC Sorbent Injection	ARP, CSNOX, CSOSG2E, CSSO2G1, MATS
MI	J H Campbell	1710	1	########	22	1	175	469.7	Measured	0.263	Calculated	187.1	Measured	0.105	Calculated	278.2	Measured	0.156	Measured	1783.5	Measured	Coal	Tangentially-fired	Dry Sorbent Injection	Low NOx Burner Technology w/ Closed-coupled/Separated OFA	Baghouse	Halogenated PAC Sorbent Injection	ARP, CSNOX, CSOSG2E, CSSO2G1, MATS
MI	J H Campbell	1710	1	########	23	1	175	498.6	Measured	0.28	Calculated	186.9	Measured	0.105	Calculated	279.7	Measured	0.157	Measured	1781.7	Measured	Coal	Tangentially-fired	Dry Sorbent Injection	Low NOx Burner Technology w/ Closed-coupled/Separated OFA	Baghouse	Halogenated PAC Sorbent Injection	ARP, CSNOX, CSOSG2E, CSSO2G1, MATS
MI	J H Campbell	1710	1	########	0	1	174	489.4	Measured	0.274	Calculated	187.3	Measured	0.105	Calculated	282.2	Measured	0.158	Measured	1785.8	Measured	Coal	Tangentially-fired	Dry Sorbent Injection	Low NOx Burner Technology w/ Closed-coupled/Separated OFA	Baghouse	Halogenated PAC Sorbent Injection	ARP, CSNOX, CSOSG2E, CSSO2G1, MATS
MI	J H Campbell	1710	1	########	1	1	174	483.1	Measured	0.272	Calculated	186.4	Measured	0.105	Calculated	277.2	Measured	0.156	Measured	1777	Measured	Coal	Tangentially-fired	Dry Sorbent Injection	Low NOx Burner Technology w/ Closed-coupled/Separated OFA	Baghouse	Halogenated PAC Sorbent Injection	ARP, CSNOX, CSOSG2E, CSSO2G1, MATS
MI	J H Campbell	1710	1	########	2	1	175	471.9	Measured	0.266	Calculated	185.8	Measured	0.105	Calculated	274.6	Measured	0.155	Measured	1771.6	Measured	Coal	Tangentially-fired	Dry Sorbent Injection	Low NOx Burner Technology w/ Closed-coupled/Separated OFA	Baghouse	Halogenated PAC Sorbent Injection	ARP, CSNOX, CSOSG2E, CSSO2G1, MATS
MI	J H Campbell	1710	1	########	3	1	175	482	Measured	0.271	Calculated	186.7	Measured	0.105	Calculated	279.4	Measured	0.157	Measured	1779.9	Measured	Coal	Tangentially-fired	Dry Sorbent Injection	Low NOx Burner Technology w/ Closed-coupled/Separated OFA	Baghouse	Halogenated PAC Sorbent Injection	ARP, CSNOX, CSOSG2E, CSSO2G1, MATS
MI	J H Campbell	1710	1	########	4	1	175	673.4	Measured	0.38	Calculated	185.8	Measured	0.105	Calculated	280	Measured	0.158	Measured	1772	Measured	Coal	Tangentially-fired	Dry Sorbent Injection	Low NOx Burner Technology w/ Closed-coupled/Separated OFA	Baghouse	Halogenated PAC Sorbent Injection	ARP, CSNOX, CSOSG2E, CSSO2G1, MATS
MI	J H Campbell	1710	1	########	5	1	175	506	Measured	0.284	Calculated	186.9	Measured	0.105	Calculated	279.9	Measured	0.157	Measured	1782.5	Measured	Coal	Tangentially-fired	Dry Sorbent Injection	Low NOx Burner Technology w/ Closed-coupled/Separated OFA	Baghouse	Halogenated PAC Sorbent Injection	ARP, CSNOX, CSOSG2E, CSSO2G1, MATS
MI	J H Campbell	1710	1	########	6	1	175	472.2	Measured	0.264	Calculated	187.6	Measured	0.105	Calculated	277.2	Measured	0.155	Measured	1788.7	Measured	Coal	Tangentially-fired	Dry Sorbent Injection	Low NOx Burner Technology w/ Closed-coupled/Separated OFA	Baghouse	Halogenated PAC Sorbent Injection	ARP, CSNOX, CSOSG2E, CSSO2G1, MATS
MI	J H Campbell	1710	1	########	7	1	175	473.1	Measured	0.265	Calculated	187.2	Measured	0.105	Calculated	276.6	Measured	0.155	Measured	1784.8	Measured	Coal	Tangentially-fired	Dry Sorbent Injection	Low NOx Burner Technology w/ Closed-coupled/Separated OFA	Baghouse	Halogenated PAC Sorbent Injection	ARP, CSNOX, CSOSG2E, CSSO2G1, MATS
MI	J H Campbell	1710	1	########	8	1	175	474.9	Measured	0.267	Calculated	186.8	Measured	0.105	Calculated	277.9	Measured	0.156	Measured	1781.1	Measured	Coal	Tangentially-fired	Dry Sorbent Injection	Low NOx Burner Technology w/ Closed-coupled/Separated OFA	Baghouse	Halogenated PAC Sorbent Injection	ARP, CSNOX, CSOSG2E, CSSO2G1, MATS
MI	J H Campbell	1710	1	########	9	1	175	475.1	Measured	0.266	Calculated	187	Measured	0.105	Calculated	271	Measured	0.152	Measured	1783.2	Measured	Coal	Tangentially-fired	Dry Sorbent Injection	Low NOx Burner Technology w/ Closed-coupled/Separated OFA	Baghouse	Halogenated PAC Sorbent Injection	ARP, CSNOX, CSOSG2E, CSSO2G1, MATS
MI	J H Campbell	1710	1	########	10	1	175	481	Measured	0.27	Calculated	186.8	Measured	0.105	Calculated	269	Measured	0.151	Measured	1781.4	Measured	Coal	Tangentially-fired	Dry Sorbent Injection	Low NOx Burner Technology w/ Closed-coupled/Separated OFA	Baghouse	Halogenated PAC Sorbent Injection	ARP, CSNOX, CSOSG2E, CSSO2G1, MATS
MI	J H Campbell	1710	1	########	11	1	175	486.9	Measured	0.273	Calculated	187.2	Measured	0.105	Calculated	273.1	Measured	0.153	Measured	1785.2	Measured	Coal	Tangentially-fired	Dry Sorbent Injection	Low NOx Burner Technology w/ Closed-coupled/Separated OFA	Baghouse	Halogenated PAC Sorbent Injection	ARP, CSNOX, CSOSG2E, CSSO2G1, MATS
MI	J H Campbell	1710	1	########	12	1	175	483.2	Measured	0.27	Calculated	187.9	Measured	0.105	Calculated	268.7	Measured	0.15	Measured	1791.1	Measured	Coal	Tangentially-fired	Dry Sorbent Injection	Low NOx Burner Technology w/ Closed-coupled/Separated OFA	Baghouse	Halogenated PAC Sorbent Injection	ARP, CSNOX, CSOSG2E, CSSO2G1, MATS
MI	J H Campbell	1710	1	########	13	1	175	482	Measured	0.27	Calculated	187	Measured	0.105	Calculated	267.5	Measured	0.15	Measured	1783.4	Measured	Coal	Tangentially-fired	Dry Sorbent Injection	Low NOx Burner Technology w/ Closed-coupled/Separated OFA	Baghouse	Halogenated PAC Sorbent Injection	ARP, CSNOX, CSOSG2E, CSSO2G1, MATS
MI	J H Campbell	1710	1	########	14	1	175	492.1	Measured	0.277	Calculated	186.3	Measured	0.105	Calculated	268.2	Measured	0.151	Measured	1775.9	Measured	Coal	Tangentially-fired	Dry Sorbent Injection	Low NOx Burner Technology w/ Closed-coupled/Separated OFA	Baghouse	Halogenated PAC Sorbent Injection	ARP, CSNOX, CSOSG2E, CSSO2G1, MATS
MI	J H Campbell	1710	1	########	15	1	175	479.5	Measured	0.268	Calculated	188	Measured	0.105	Calculated	276	Measured	0.154	Measured	1792.1	Measured	Coal	Tangentially-fired	Dry Sorbent Injection	Low NOx Burner Technology w/ Closed-coupled/Separated OFA	Baghouse	Halogenated PAC Sorbent Injection	ARP, CSNOX, CSOSG2E, CSSO2G1, MATS
MI	J H Campbell	1710	1	########	16	1	175	466.9	Measured	0.262	Calculated	186.9	Measured	0.105	Calculated	270.9	Measured	0.152	Measured	1782.3	Measured	Coal	Tangentially-fired	Dry Sorbent Injection	Low NOx Burner Technology w/ Closed-coupled/Separated OFA	Baghouse	Halogenated PAC Sorbent Injection	ARP, CSNOX, CSOSG2E, CSSO2G1, MATS
MI	J H Campbell	1710	1	########	17	1	175	452.7	Measured	0.256	Calculated	185.3	Measured	0.105	Calculated	263.3	Measured	0.149	Measured	1767	Measured	Coal	Tangentially-fired	Dry Sorbent Injection	Low NOx Burner Technology w/ Closed-coupled/Separated OFA	Baghouse	Halogenated PAC Sorbent Injection	ARP, CSNOX, CSOSG2E, CSSO2G1, MATS
MI	J H Campbell	1710	1	########	18	1	175	455.5	Measured	0.257	Calculated	186.2	Measured	0.105	Calculated	268	Measured	0.151	Measured	1774.9	Measured	Coal	Tangentially-fired	Dry Sorbent Injection	Low NOx Burner Technology w/ Closed-coupled/Separated OFA	Baghouse	Halogenated PAC Sorbent Injection	ARP, CSNOX, CSOSG2E, CSSO2G1, MATS
MI	J H Campbell	1710	1	########	19	1	175	467.2	Measured	0.262	Calculated	186.9	Measured	0.105	Calculated	269.2	Measured	0.151	Measured	1782.5	Measured	Coal	Tangentially-fired	Dry Sorbent Injection	Low NOx Burner Technology w/ Closed-coupled/Separated OFA	Baghouse	Halogenated PAC Sorbent Injection	ARP, CSNOX, CSOSG2E, CSSO2G1, MATS
MI	J H Campbell	1710	1	########	20	1	175	460.9	Measured	0.258	Calculated	187.3	Measured	0.105	Calculated	269.6	Measured	0.151	Measured	1785.5	Measured	Coal	Tangentially-fired	Dry Sorbent Injection	Low NOx Burner Technology w/ Closed-coupled/Separated OFA	Baghouse	Halogenated PAC Sorbent Injection	ARP, CSNOX, CSOSG2E, CSSO2G1, MATS
MI	J H Campbell	1710	1	########	21	1	175	457.6	Measured	0.258	Calculated	186.2	Measured	0.105	Calculated	277	Measured	0.156	Measured	1775.7	Measured	Coal	Tangentially-fired	Dry Sorbent Injection	Low NOx Burner Technology w/ Closed-coupled/Separated OFA	Baghouse	Halogenated PAC Sorbent Injection	ARP, CSNOX, CSOSG2E, CSSO2G1, MATS
MI	J H Campbell	1710	1	########	22	1	175	462.4	Measured	0.26	Calculated	186.8	Measured	0.105	Calculated	281.4	Measured	0.158	Measured	1781	Measured	Coal	Tangentially-fired	Dry Sorbent Injection	Low NOx Burner Technology w/ Closed-coupled/Separated OFA	Baghouse	Halogenated PAC Sorbent Injection	ARP, CSNOX, CSOSG2E, CSSO2G1, MATS
MI	J H Campbell	1710	1	########	23	1	175	479.4	Measured	0.269	Calculated	187	Measured	0.105	Calculated	281.7	Measured	0.158	Measured	1782.7	Measured	Coal	Tangentially-fired	Dry Sorbent Injection	Low NOx Burner Technology w/ Closed-coupled/Separated OFA	Baghouse	Halogenated PAC Sorbent Injection	ARP, CSNOX, CSOSG2E, CSSO2G1, MATS
MI	J H Campbell	1710	1	########	0	1	175	478.2	Measured	0.271	Calculated	185.2	Measured	0.105	Calculated	277.3	Measured	0.157	Measured	1766.2	Measured	Coal	Tangentially-fired	Dry Sorbent Injection	Low NOx Burner Technology w/ Closed-coupled/Separated OFA	Baghouse	Halogenated PAC Sorbent Injection	ARP, CSNOX, CSOSG2E, CSSO2G1, MATS
MI	J H Campbell	1710	1	########	1	1	175	472.1	Measured	0.268	Calculated	184.7	Measured	0.105	Calculated	273	Measured	0.155	Measured	1761.5	Measured	Coal	Tangentially-fired	Dry Sorbent Injection	Low NOx Burner Technology w/ Closed-coupled/Separated OFA	Baghouse	Halogenated PAC Sorbent Injection	ARP, CSNOX, CSOSG2E, CSSO2G1, MATS
MI	J H Campbell	1710	1	########	2	1	174	430.9	Measured	0.245	Calculated	184.7	Measured	0.105	Calculated	271.2	Measured	0.154	Measured	1761.3	Measured	Coal	Tangentially-fired	Dry Sorbent Injection	Low NOx Burner Technology w/ Closed-coupled/Separated OFA	Baghouse	Halogenated PAC Sorbent Injection	ARP, CSNOX, CSOSG2E, CSSO2G1, MATS
MI	J H Campbell	1710	1	########	3	1	175	433	Measured	0.244	Calculated	185.8	Measured	0.105	Calculated	272.9	Measured	0.154	Measured	1771.9	Measured	Coal	Tangentially-fired	Dry Sorbent Injection	Low NOx Burner Technology w/ Closed-coupled/Separated OFA	Baghouse	Halogenated PAC Sorbent Injection	ARP, CSNOX, CSOSG2E, CSSO2G1, MATS
MI	J H Campbell	1710	1	########	4	1	175	455.2	Measured	0.259	Calculated	184.2	Measured	0.105	Calculated	275.7	Measured	0.157	Measured	1756	Measured	Coal	Tangentially-fired	Dry Sorbent Injection	Low NOx Burner Technology w/ Closed-coupled/Separated OFA	Baghouse	Halogenated PAC Sorbent Injection	ARP, CSNOX, CSOSG2E, CSSO2G1, MATS
MI	J H Campbell	1710	1	########	5	1	175	468	Measured	0.266	Calculated	184.3	Measured	0.105	Calculated	283	Measured	0.161	Measured	1757.7	Measured	Coal	Tangentially-fired	Dry Sorbent Injection	Low NOx Burner Technology w/ Closed-coupled/Separated OFA	Baghouse	Halogenated PAC Sorbent Injection	ARP, CSNOX, CSOSG2E, CSSO2G1, MATS
MI	J H Campbell	1710	1	########	6	1	175	464.6	Measured	0.263	Calculated	185.2	Measured	0.105	Calculated	284.3	Measured	0.161	Measured	1765.9	Measured	Coal	Tangentially-fired	Dry Sorbent Injection	Low NOx Burner Technology w/ Closed-coupled/Separated OFA	Baghouse	Halogenated PAC Sorbent Injection	ARP, CSNOX, CSOSG2E, CSSO2G1, MATS
MI	J H Campbell	1710	1	########	7	1	175	459.3	Measured	0.261	Calculated	184.8	Measured	0.105	Calculated	287.1	Measured	0.163	Measured	1761.6	Measured	Coal	Tangentially-fired	Dry Sorbent Injection	Low NOx Burner Technology w/ Closed-coupled/Separated OFA	Baghouse	Halogenated PAC Sorbent Injection	ARP, CSNOX, CSOSG2E, CSSO2G1, MATS
MI	J H Campbell	1710	1	########	8	1	174	480.6	Measured	0.274	Calculated	184.1	Measured	0.105	Calculated	302	Measured	0.172	Measured	1755.6	Measured	Coal	Tangentially-fired	Dry Sorbent Injection	Low NOx Burner Technology w/ Closed-coupled/Separated OFA	Baghouse	Halogenated PAC Sorbent Injection	ARP, CSNOX, CSOSG2E, CSSO2G1, MATS
MI	J H Campbell	1710	1	########	9	1	175	447.2	Measured	0.254	Calculated	184.6	Measured	0.105	Calculated	294	Measured	0.167	Measured	1760.2	Measured	Coal	Tangentially-fired	Dry Sorbent Injection	Low NOx Burner Technology w/ Closed-coupled/Separated OFA	Baghouse	Halogenated PAC Sorbent Injection	ARP, CSNOX, CSOSG2E, CSSO2G1, MATS
MI	J H Campbell	1710	1	########	10	1	175	457.4	Measured	0.261	Calculated	183.8	Measured	0.105	Calculated	296.1	Measured	0.169	Measured	1752.3	Measured	Coal	Tangentially-fired	Dry Sorbent Injection	Low NOx Burner Technology w/ Closed-coupled/Separated OFA	Baghouse	Halogenated PAC Sorbent Injection	ARP, CSNOX, CSOSG2E, CSSO2G1, MATS
MI	J H Campbell	1710	1	########	11	1	175	457.2	Measured	0.259	Calculated	185	Measured	0.105	Calculated	282.2	Measured	0.16	Measured	1763.8	Measured	Coal	Tangentially-fired	Dry Sorbent Injection	Low NOx Burner Technology w/ Closed-coupled/Separated OFA	Baghouse	Halogenated PAC Sorbent Injection	ARP, CSNOX, CSOSG2E, CSSO2G1, MATS
MI	J H Campbell	1710	1	########	12	1	175	458.9	Measured	0.262	Calculated	183.8	Measured	0.105	Calculated	287.4	Measured	0.164	Measured	1752.4	Measured	Coal	Tangentially-fired	Dry Sorbent Injection	Low NOx Burner Technology w/ Closed-coupled/Separated OFA	Baghouse	Halogenated PAC Sorbent Injection	ARP, CSNOX, CSOSG2E, CSSO2G1, MATS
MI	J H Campbell	1710	1	########	13	1	175	461.2	Measured	0.264	Calculated	183.4	Measured	0.105	Calculated	288.5	Measured	0.165	Measured	1748.4	Measured	Coal	Tangentially-fired	Dry Sorbent Injection	Low NOx Burner Technology w/ Closed-coupled/Separated OFA	Baghouse	Halogenated PAC Sorbent Injection	ARP, CSNOX, CSOSG2E, CSSO2G1, MATS
MI	J H Campbell	1710	1	########	14	1	175	464.2	Measured	0.266	Calculated	183.3	Measured	0.105	Calculated	295.3	Measured	0.169	Measured	1747.3	Measured	Coal	Tangentially-fired	Dry Sorbent Injection	Low NOx Burner Technology w/ Closed-coupled/Separated OFA	Baghouse	Halogenated PAC Sorbent Injection	ARP, CSNOX, CSOSG2E, CSSO2G1, MATS
MI	J H Campbell	1710	1	########	15	1	175	460.5	Measured	0.262	Calculated	184	Measured	0.105	Calculated	289.6	Measured	0.165	Measured	1754.9	Measured	Coal	Tangentially-fired	Dry Sorbent Injection	Low NOx Burner Technology w/ Closed-coupled/Separated OFA	Baghouse	Halogenated PAC Sorbent Injection	ARP, CSNOX, CSOSG2E, CSSO2G1, MATS
MI	J H Campbell	1710	1	########	16	1	175	450.8	Measured	0.257	Calculated	184.1	Measured	0.105	Calculated	289.6	Measured	0.165	Measured	1755.2	Measured	Coal	Tangentially-fired	Dry Sorbent Injection	Low NOx Burner Technology w/ Closed-coupled/Separated OFA	Baghouse	Halogenated PAC Sorbent Injection	ARP, CSNOX, CSOSG2E, CSSO2G1, MATS
MI	J H Campbell	1710	1	########	17	1	174	446.2	Measured	0.254	Calculated	184.1	Measured	0.105	Calculated	309	Measured	0.176	Measured	1755.6	Measured	Coal	Tangentially-fired	Dry Sorbent Injection	Low NOx Burner Technology w/ Closed-coupled/Separated OFA	Baghouse	Halogenated PAC Sorbent Injection	ARP, CSNOX, CSOSG2E, CSSO2G1, MATS
MI	J H Campbell	1710	1	########	18	1	184	476.6	Measured	0.259	Calculated	193	Measured	0.105	Calculated	303.7	Measured	0.165	Measured	1840.5	Measured	Coal	Tangentially-fired	Dry Sorbent Injection	Low NOx Burner Technology w/ Closed-coupled/Separated OFA	Baghouse	Halogenated PAC Sorbent Injection	ARP, CSNOX, CSOSG2E, CSSO2G1, MATS
MI	J H Campbell	1710	1	########	19	1	224	602	Measured	0.273	Calculated	231	Measured	0.105	Calculated	356.8	Measured	0.162	Measured	2202.5	Measured	Coal	Tangentially-fired	Dry Sorbent Injection	Low NOx Burner Technology w/ Closed-coupled/Separated OFA	Baghouse	Halogenated PAC Sorbent Injection	ARP, CSNOX, CSOSG2E, CSSO2G1, MATS
MI	J H Campbell	1710	1	########	20	1	224	562	Measured	0.256	Calculated	230.1	Measured	0.105	Calculated	370.7	Measured	0.169	Measured	2193.5	Measured	Coal	Tangentially-fired	Dry Sorbent Injection	Low NOx Burner Technology w/ Closed-coupled/Separated OFA	Baghouse	Halogenated PAC Sorbent Injection	ARP, CSNOX, CSOSG2E, CSSO2G1, MATS
MI	J H Campbell	1710	1	########	21	1	224	551	Measured	0.25	Calculated	230.8	Measured	0.105	Calculated	376.3	Measured	0.171	Measured	2200.4	Measured	Coal	Tangentially-fired	Dry Sorbent Injection	Low NOx Burner Technology w/ Closed-coupled/Separated OFA	Baghouse	Halogenated PAC Sorbent Injection	ARP, CSNOX, CSOSG2E, CSSO2G1, MATS
MI	J H Campbell	1710	1	########	22	1	225	557.9	Measured	0.254	Calculated	230.8	Measured	0.105	Calculated	369.7	Measured	0.168	Measured	2200.3	Measured	Coal	Tangentially-fired	Dry Sorbent Injection	Low NOx Burner Technology w/ Closed-coupled/Separated OFA	Baghouse	Halogenated PAC Sorbent Injection	ARP, CSNOX, CSOSG2E, CSSO2G1, MATS
MI	J H Campbell	1710	1	########	23	1	224	591.1	Measured	0.271	Calculated	229.1	Measured	0.105	Calculated	366.9	Measured	0.168	Measured	2184	Measured	Coal	Tangentially-fired	Dry Sorbent Injection	Low NOx Burner Technology w/ Closed-coupled/Separated OFA	Baghouse	Halogenated PAC Sorbent Injection	ARP, CSNOX, CSOSG2E, CSSO2G1, MATS
MI	J H Campbell	1710	1	########	0	1	224	811.1	Measured	0.369	Calculated	230.6	Measured	0.105	Calculated	378.2	Measured	0.172	Measured	2198.8	Measured	Coal	Tangentially-fired	Dry Sorbent Injection	Low NOx Burner Technology w/ Closed-coupled/Separated OFA	Baghouse	Halogenated PAC Sorbent Injection	ARP, CSNOX, CSOSG2E, CSSO2G1, MATS
MI	J H Campbell	1710	1	########	1	1	225	606.1	Measured	0.274	Calculated	232.1	Measured	0.105	Calculated	380.7	Measured	0.172	Measured	2213.4	Measured	Coal	Tangentially-fired	Dry Sorbent Injection	Low NOx Burner Technology w/ Closed-coupled/Separated OFA	Baghouse	Halogenated PAC Sorbent Injection	ARP, CSNOX, CSOSG2E, CSSO2G1, MATS
MI	J H Campbell	1710	1	########	2	1	225	568	Measured	0.258	Calculated	230.8	Measured	0.105	Calculated	369.8	Measured	0.168	Measured	2201	Measured	Coal	Tangentially-fired	Dry Sorbent Injection	Low NOx Burner Technology w/ Closed-coupled/Separated OFA	Baghouse	Halogenated PAC Sorbent Injection	ARP, CSNOX, CSOSG2E, CSSO2G1, MATS
MI	J H Campbell	1710	1	########	3	1	224	569.6	Measured	0.259	Calculated	230.8	Measured	0.105	Calculated	369.7	Measured	0.168	Measured	2200.7	Measured	Coal	Tangentially-fired	Dry Sorbent Injection	Low NOx Burner Technology w/ Closed-coupled/Separated OFA	Baghouse	Halogenated PAC Sorbent Injection	ARP, CSNOX, CSOSG2E, CSSO2G1, MATS
MI	J H Campbell	1710	1	########	4	1	225	570.6	Measured	0.262	Calculated	228.7	Measured	0.105	Calculated	362	Measured	0.166	Measured	2180.9	Measured	Coal	Tangentially-fired	Dry Sorbent Injection	Low NOx Burner Technology w/ Closed-coupled/Separated OFA	Baghouse	Halogenated PAC Sorbent Injection	ARP, CSNOX, CSOSG2E, CSSO2G1, MATS
MI	J H Campbell	1710	1	########	5	1	225	620.3	Measured	0.282	Calculated	230.9	Measured	0.105	Calculated	374.2	Measured	0.17	Measured	2201.2	Measured	Coal	Tangentially-fired	Dry Sorbent Injection	Low NOx Burner Technology w/ Closed-

MI	J H Campbell	1710	1	########	3	1	225	566.1	Measured	0.251	Calculated	236.8	Measured	0.105	Calculated	349.9	Measured	0.155	Measured	2257.6	Measured	Coal	Tangentially-fired	Dry Sorbent Injection	Low NOx Burner Technology w/ Closed-coupled/Separated OFA	Baghouse	Halogenated PAC Sorbent Injection	ARP, CSNOX, CSOSG2E, CSSO2G1, MATS
MI	J H Campbell	1710	1	########	4	1	224	585	Measured	0.263	Calculated	233.6	Measured	0.105	Calculated	334.1	Measured	0.15	Measured	2227.6	Measured	Coal	Tangentially-fired	Dry Sorbent Injection	Low NOx Burner Technology w/ Closed-coupled/Separated OFA	Baghouse	Halogenated PAC Sorbent Injection	ARP, CSNOX, CSOSG2E, CSSO2G1, MATS
MI	J H Campbell	1710	1	########	5	1	225	552.8	Measured	0.244	Calculated	237.5	Measured	0.105	Calculated	339.7	Measured	0.15	Measured	2264.9	Measured	Coal	Tangentially-fired	Dry Sorbent Injection	Low NOx Burner Technology w/ Closed-coupled/Separated OFA	Baghouse	Halogenated PAC Sorbent Injection	ARP, CSNOX, CSOSG2E, CSSO2G1, MATS
MI	J H Campbell	1710	1	########	6	1	225	555.1	Measured	0.244	Calculated	238.2	Measured	0.105	Calculated	349.8	Measured	0.154	Measured	2271.6	Measured	Coal	Tangentially-fired	Dry Sorbent Injection	Low NOx Burner Technology w/ Closed-coupled/Separated OFA	Baghouse	Halogenated PAC Sorbent Injection	ARP, CSNOX, CSOSG2E, CSSO2G1, MATS
MI	J H Campbell	1710	1	########	7	1	225	588.6	Measured	0.258	Calculated	239.3	Measured	0.105	Calculated	349.1	Measured	0.153	Measured	2282	Measured	Coal	Tangentially-fired	Dry Sorbent Injection	Low NOx Burner Technology w/ Closed-coupled/Separated OFA	Baghouse	Halogenated PAC Sorbent Injection	ARP, CSNOX, CSOSG2E, CSSO2G1, MATS
MI	J H Campbell	1710	1	########	8	1	224	606.9	Measured	0.267	Calculated	238.5	Measured	0.105	Calculated	329.7	Measured	0.145	Measured	2273.7	Measured	Coal	Tangentially-fired	Dry Sorbent Injection	Low NOx Burner Technology w/ Closed-coupled/Separated OFA	Baghouse	Halogenated PAC Sorbent Injection	ARP, CSNOX, CSOSG2E, CSSO2G1, MATS
MI	J H Campbell	1710	1	########	9	1	224	568.9	Measured	0.249	Calculated	239.7	Measured	0.105	Calculated	331.4	Measured	0.145	Measured	2285.5	Measured	Coal	Tangentially-fired	Dry Sorbent Injection	Low NOx Burner Technology w/ Closed-coupled/Separated OFA	Baghouse	Halogenated PAC Sorbent Injection	ARP, CSNOX, CSOSG2E, CSSO2G1, MATS
MI	J H Campbell	1710	1	########	10	1	225	582.5	Measured	0.255	Calculated	240	Measured	0.105	Calculated	334.1	Measured	0.146	Measured	2288.5	Measured	Coal	Tangentially-fired	Dry Sorbent Injection	Low NOx Burner Technology w/ Closed-coupled/Separated OFA	Baghouse	Halogenated PAC Sorbent Injection	ARP, CSNOX, CSOSG2E, CSSO2G1, MATS
MI	J H Campbell	1710	1	########	11	1	225	586	Measured	0.257	Calculated	239.4	Measured	0.105	Calculated	333.3	Measured	0.146	Measured	2282.9	Measured	Coal	Tangentially-fired	Dry Sorbent Injection	Low NOx Burner Technology w/ Closed-coupled/Separated OFA	Baghouse	Halogenated PAC Sorbent Injection	ARP, CSNOX, CSOSG2E, CSSO2G1, MATS
MI	J H Campbell	1710	1	########	12	1	225	580.9	Measured	0.255	Calculated	238.5	Measured	0.105	Calculated	334.3	Measured	0.147	Measured	2274.4	Measured	Coal	Tangentially-fired	Dry Sorbent Injection	Low NOx Burner Technology w/ Closed-coupled/Separated OFA	Baghouse	Halogenated PAC Sorbent Injection	ARP, CSNOX, CSOSG2E, CSSO2G1, MATS
MI	J H Campbell	1710	1	########	13	1	225	584.7	Measured	0.256	Calculated	239.2	Measured	0.105	Calculated	342	Measured	0.15	Measured	2280.3	Measured	Coal	Tangentially-fired	Dry Sorbent Injection	Low NOx Burner Technology w/ Closed-coupled/Separated OFA	Baghouse	Halogenated PAC Sorbent Injection	ARP, CSNOX, CSOSG2E, CSSO2G1, MATS
MI	J H Campbell	1710	1	########	14	1	224	589.7	Measured	0.259	Calculated	238.6	Measured	0.105	Calculated	339	Measured	0.149	Measured	2274.9	Measured	Coal	Tangentially-fired	Dry Sorbent Injection	Low NOx Burner Technology w/ Closed-coupled/Separated OFA	Baghouse	Halogenated PAC Sorbent Injection	ARP, CSNOX, CSOSG2E, CSSO2G1, MATS
MI	J H Campbell	1710	1	########	15	1	225	599.8	Measured	0.263	Calculated	239.6	Measured	0.105	Calculated	338.1	Measured	0.148	Measured	2284.5	Measured	Coal	Tangentially-fired	Dry Sorbent Injection	Low NOx Burner Technology w/ Closed-coupled/Separated OFA	Baghouse	Halogenated PAC Sorbent Injection	ARP, CSNOX, CSOSG2E, CSSO2G1, MATS
MI	J H Campbell	1710	1	########	16	1	225	609.9	Measured	0.268	Calculated	238.2	Measured	0.105	Calculated	324.8	Measured	0.143	Measured	2271.6	Measured	Coal	Tangentially-fired	Dry Sorbent Injection	Low NOx Burner Technology w/ Closed-coupled/Separated OFA	Baghouse	Halogenated PAC Sorbent Injection	ARP, CSNOX, CSOSG2E, CSSO2G1, MATS
MI	J H Campbell	1710	1	########	17	1	225	579.4	Measured	0.256	Calculated	237.7	Measured	0.105	Calculated	319.6	Measured	0.141	Measured	2266.6	Measured	Coal	Tangentially-fired	Dry Sorbent Injection	Low NOx Burner Technology w/ Closed-coupled/Separated OFA	Baghouse	Halogenated PAC Sorbent Injection	ARP, CSNOX, CSOSG2E, CSSO2G1, MATS
MI	J H Campbell	1710	1	########	18	1	225	581.4	Measured	0.256	Calculated	238	Measured	0.105	Calculated	322.3	Measured	0.142	Measured	2269.6	Measured	Coal	Tangentially-fired	Dry Sorbent Injection	Low NOx Burner Technology w/ Closed-coupled/Separated OFA	Baghouse	Halogenated PAC Sorbent Injection	ARP, CSNOX, CSOSG2E, CSSO2G1, MATS
MI	J H Campbell	1710	1	########	19	1	225	588.2	Measured	0.257	Calculated	239.7	Measured	0.105	Calculated	317.7	Measured	0.139	Measured	2285.7	Measured	Coal	Tangentially-fired	Dry Sorbent Injection	Low NOx Burner Technology w/ Closed-coupled/Separated OFA	Baghouse	Halogenated PAC Sorbent Injection	ARP, CSNOX, CSOSG2E, CSSO2G1, MATS
MI	J H Campbell	1710	1	########	20	1	225	589.1	Measured	0.257	Calculated	240.1	Measured	0.105	Calculated	320.5	Measured	0.14	Measured	2289.3	Measured	Coal	Tangentially-fired	Dry Sorbent Injection	Low NOx Burner Technology w/ Closed-coupled/Separated OFA	Baghouse	Halogenated PAC Sorbent Injection	ARP, CSNOX, CSOSG2E, CSSO2G1, MATS
MI	J H Campbell	1710	1	########	21	1	224	587.7	Measured	0.258	Calculated	239.2	Measured	0.105	Calculated	332.9	Measured	0.146	Measured	2280.4	Measured	Coal	Tangentially-fired	Dry Sorbent Injection	Low NOx Burner Technology w/ Closed-coupled/Separated OFA	Baghouse	Halogenated PAC Sorbent Injection	ARP, CSNOX, CSOSG2E, CSSO2G1, MATS
MI	J H Campbell	1710	1	########	22	1	225	586.3	Measured	0.257	Calculated	239.3	Measured	0.105	Calculated	335.5	Measured	0.147	Measured	2282.1	Measured	Coal	Tangentially-fired	Dry Sorbent Injection	Low NOx Burner Technology w/ Closed-coupled/Separated OFA	Baghouse	Halogenated PAC Sorbent Injection	ARP, CSNOX, CSOSG2E, CSSO2G1, MATS
MI	J H Campbell	1710	1	########	23	1	225	602.1	Measured	0.264	Calculated	239.3	Measured	0.105	Calculated	340	Measured	0.149	Measured	2281.8	Measured	Coal	Tangentially-fired	Dry Sorbent Injection	Low NOx Burner Technology w/ Closed-coupled/Separated OFA	Baghouse	Halogenated PAC Sorbent Injection	ARP, CSNOX, CSOSG2E, CSSO2G1, MATS
MI	J H Campbell	1710	1	########	0	1	225	606	Measured	0.266	Calculated	238.6	Measured	0.105	Calculated	332.1	Measured	0.146	Measured	2274.6	Measured	Coal	Tangentially-fired	Dry Sorbent Injection	Low NOx Burner Technology w/ Closed-coupled/Separated OFA	Baghouse	Halogenated PAC Sorbent Injection	ARP, CSNOX, CSOSG2E, CSSO2G1, MATS
MI	J H Campbell	1710	1	########	1	1	225	617.3	Measured	0.271	Calculated	238.8	Measured	0.105	Calculated	330.2	Measured	0.145	Measured	2277.4	Measured	Coal	Tangentially-fired	Dry Sorbent Injection	Low NOx Burner Technology w/ Closed-coupled/Separated OFA	Baghouse	Halogenated PAC Sorbent Injection	ARP, CSNOX, CSOSG2E, CSSO2G1, MATS
MI	J H Campbell	1710	1	########	2	1	224	585.9	Measured	0.258	Calculated	238.2	Measured	0.105	Calculated	329.4	Measured	0.145	Measured	2271.5	Measured	Coal	Tangentially-fired	Dry Sorbent Injection	Low NOx Burner Technology w/ Closed-coupled/Separated OFA	Baghouse	Halogenated PAC Sorbent Injection	ARP, CSNOX, CSOSG2E, CSSO2G1, MATS
MI	J H Campbell	1710	1	########	3	1	225	570.3	Measured	0.249	Calculated	240.2	Measured	0.105	Calculated	336.7	Measured	0.147	Measured	2290.4	Measured	Coal	Tangentially-fired	Dry Sorbent Injection	Low NOx Burner Technology w/ Closed-coupled/Separated OFA	Baghouse	Halogenated PAC Sorbent Injection	ARP, CSNOX, CSOSG2E, CSSO2G1, MATS
MI	J H Campbell	1710	1	########	4	1	225	592.3	Measured	0.262	Calculated	237.1	Measured	0.105	Calculated	332.4	Measured	0.147	Measured	2261.1	Measured	Coal	Tangentially-fired	Dry Sorbent Injection	Low NOx Burner Technology w/ Closed-coupled/Separated OFA	Baghouse	Halogenated PAC Sorbent Injection	ARP, CSNOX, CSOSG2E, CSSO2G1, MATS
MI	J H Campbell	1710	1	########	5	1	225	677.9	Measured	0.299	Calculated	237.6	Measured	0.105	Calculated	335.2	Measured	0.148	Measured	2265	Measured	Coal	Tangentially-fired	Dry Sorbent Injection	Low NOx Burner Technology w/ Closed-coupled/Separated OFA	Baghouse	Halogenated PAC Sorbent Injection	ARP, CSNOX, CSOSG2E, CSSO2G1, MATS
MI	J H Campbell	1710	1	########	6	1	225	653.5	Measured	0.288	Calculated	238.2	Measured	0.105	Calculated	336.2	Measured	0.148	Measured	2271.3	Measured	Coal	Tangentially-fired	Dry Sorbent Injection	Low NOx Burner Technology w/ Closed-coupled/Separated OFA	Baghouse	Halogenated PAC Sorbent Injection	ARP, CSNOX, CSOSG2E, CSSO2G1, MATS
MI	J H Campbell	1710	1	########	7	1	225	597	Measured	0.262	Calculated	238.9	Measured	0.105	Calculated	332.6	Measured	0.146	Measured	2278.2	Measured	Coal	Tangentially-fired	Dry Sorbent Injection	Low NOx Burner Technology w/ Closed-coupled/Separated OFA	Baghouse	Halogenated PAC Sorbent Injection	ARP, CSNOX, CSOSG2E, CSSO2G1, MATS
MI	J H Campbell	1710	1	########	8	1	225	580.7	Measured	0.254	Calculated	239.4	Measured	0.105	Calculated	331	Measured	0.145	Measured	2282.9	Measured	Coal	Tangentially-fired	Dry Sorbent Injection	Low NOx Burner Technology w/ Closed-coupled/Separated OFA	Baghouse	Halogenated PAC Sorbent Injection	ARP, CSNOX, CSOSG2E, CSSO2G1, MATS
MI	J H Campbell	1710	1	########	9	1	225	625.9	Measured	0.276	Calculated	237.9	Measured	0.105	Calculated	326.7	Measured	0.144	Measured	2268.5	Measured	Coal	Tangentially-fired	Dry Sorbent Injection	Low NOx Burner Technology w/ Closed-coupled/Separated OFA	Baghouse	Halogenated PAC Sorbent Injection	ARP, CSNOX, CSOSG2E, CSSO2G1, MATS
MI	J H Campbell	1710	1	########	10	1	225	634.9	Measured	0.282	Calculated	236	Measured	0.105	Calculated	324	Measured	0.144	Measured	2250.2	Measured	Coal	Tangentially-fired	Dry Sorbent Injection	Low NOx Burner Technology w/ Closed-coupled/Separated OFA	Baghouse	Halogenated PAC Sorbent Injection	ARP, CSNOX, CSOSG2E, CSSO2G1, MATS
MI	J H Campbell	1710	1	########	11	1	225	586.8	Measured	0.258	Calculated	238.6	Measured	0.105	Calculated	325.3	Measured	0.143	Measured	2274.8	Measured	Coal	Tangentially-fired	Dry Sorbent Injection	Low NOx Burner Technology w/ Closed-coupled/Separated OFA	Baghouse	Halogenated PAC Sorbent Injection	ARP, CSNOX, CSOSG2E, CSSO2G1, MATS
MI	J H Campbell	1710	1	########	12	1	225	594.9	Measured	0.262	Calculated	238.1	Measured	0.105	Calculated	317.8	Measured	0.14	Measured	2270.2	Measured	Coal	Tangentially-fired	Dry Sorbent Injection	Low NOx Burner Technology w/ Closed-coupled/Separated OFA	Baghouse	Halogenated PAC Sorbent Injection	ARP, CSNOX, CSOSG2E, CSSO2G1, MATS
MI	J H Campbell	1710	1	########	13	1	225	589.2	Measured	0.261	Calculated	236.6	Measured	0.105	Calculated	322.6	Measured	0.143	Measured	2255.9	Measured	Coal	Tangentially-fired	Dry Sorbent Injection	Low NOx Burner Technology w/ Closed-coupled/Separated OFA	Baghouse	Halogenated PAC Sorbent Injection	ARP, CSNOX, CSOSG2E, CSSO2G1, MATS
MI	J H Campbell	1710	1	########	14	1	224	574.2	Measured	0.254	Calculated	237.4	Measured	0.105	Calculated	332.7	Measured	0.147	Measured	2263.6	Measured	Coal	Tangentially-fired	Dry Sorbent Injection	Low NOx Burner Technology w/ Closed-coupled/Separated OFA	Baghouse	Halogenated PAC Sorbent Injection	ARP, CSNOX, CSOSG2E, CSSO2G1, MATS
MI	J H Campbell	1710	1	########	15	1	225	557.8	Measured	0.248	Calculated	236.2	Measured	0.105	Calculated	328.8	Measured	0.146	Measured	2251.9	Measured	Coal	Tangentially-fired	Dry Sorbent Injection	Low NOx Burner Technology w/ Closed-coupled/Separated OFA	Baghouse	Halogenated PAC Sorbent Injection	ARP, CSNOX, CSOSG2E, CSSO2G1, MATS
MI	J H Campbell	1710	1	########	16	1	225	571.4	Measured	0.254	Calculated	235.5	Measured	0.105	Calculated	330.1	Measured	0.147	Measured	2245.5	Measured	Coal	Tangentially-fired	Dry Sorbent Injection	Low NOx Burner Technology w/ Closed-coupled/Separated OFA	Baghouse	Halogenated PAC Sorbent Injection	ARP, CSNOX, CSOSG2E, CSSO2G1, MATS
MI	J H Campbell	1710	1	########	17	1	225	587.3	Measured	0.261	Calculated	235.8	Measured	0.105	Calculated	326	Measured	0.145	Measured	2248.6	Measured	Coal	Tangentially-fired	Dry Sorbent Injection	Low NOx Burner Technology w/ Closed-coupled/Separated OFA	Baghouse	Halogenated PAC Sorbent Injection	ARP, CSNOX, CSOSG2E, CSSO2G1, MATS
MI	J H Campbell	1710	1	########	18	1	225	589.8	Measured	0.261	Calculated	237.1	Measured	0.105	Calculated	327.7	Measured	0.145	Measured	2260.3	Measured	Coal	Tangentially-fired	Dry Sorbent Injection	Low NOx Burner Technology w/ Closed-coupled/Separated OFA	Baghouse	Halogenated PAC Sorbent Injection	ARP, CSNOX, CSOSG2E, CSSO2G1, MATS
MI	J H Campbell	1710	1	########	19	1	225	587.5	Measured	0.259	Calculated	237.7	Measured	0.105	Calculated	330.9	Measured	0.146	Measured	2266.1	Measured	Coal	Tangentially-fired	Dry Sorbent Injection	Low NOx Burner Technology w/ Closed-coupled/Separated OFA	Baghouse	Halogenated PAC Sorbent Injection	ARP, CSNOX, CSOSG2E, CSSO2G1, MATS
MI	J H Campbell	1710	1	########	20	1	225	588.3	Measured	0.26	Calculated	237.4	Measured	0.105	Calculated	339.6	Measured	0.15	Measured	2263.7	Measured	Coal	Tangentially-fired	Dry Sorbent Injection	Low NOx Burner Technology w/ Closed-coupled/Separated OFA	Baghouse	Halogenated PAC Sorbent Injection	ARP, CSNOX, CSOSG2E, CSSO2G1, MATS
MI	J H Campbell	1710	1	########	21	1	225	580.6	Measured	0.257	Calculated	236.9	Measured	0.105	Calculated	338.8	Measured	0.15	Measured	2258.8	Measured	Coal	Tangentially-fired	Dry Sorbent Injection	Low NOx Burner Technology w/ Closed-coupled/Separated OFA	Baghouse	Halogenated PAC Sorbent Injection	ARP, CSNOX, CSOSG2E, CSSO2G1, MATS
MI	J H Campbell	1710	1	########	22	1	225	581.9	Measured	0.259	Calculated	235.8	Measured	0.105	Calculated	335	Measured	0.149	Measured	2248	Measured	Coal	Tangentially-fired	Dry Sorbent Injection	Low NOx Burner Technology w/ Closed-coupled/Separated OFA	Baghouse	Halogenated PAC Sorbent Injection	ARP, CSNOX, CSOSG2E, CSSO2G1, MATS
MI	J H Campbell	1710	1	########	23	1	224	684.9	Measured	0.306	Calculated	234.6	Measured	0.105	Calculated	337.7	Measured	0.151	Measured	2236.7	Measured	Coal	Tangentially-fired	Dry Sorbent Injection	Low NOx Burner Technology w/ Closed-coupled/Separated OFA	Baghouse	Halogenated PAC Sorbent Injection	ARP, CSNOX, CSOSG2E, CSSO2G1, MATS
MI	J H Campbell	1710	1	########	0	1	225	842.6	Measured	0.376	Calculated	235.1	Measured	0.105	Calculated	340.7	Measured	0.152	Measured	2241.3	Measured	Coal	Tangentially-fired	Dry Sorbent Injection	Low NOx Burner Technology w/ Closed-coupled/Separated OFA	Baghouse	Halogenated PAC Sorbent Injection	ARP, CSNOX, CSOSG2E, CSSO2G1, MATS
MI	J H Campbell	1710	1	########	1	1	225	647.3	Measured	0.29	Calculated	234.5	Measured	0.105	Calculated	337.6	Measured	0.151	Measured	2235.8	Measured	Coal	Tangentially-fired	Dry Sorbent Injection	Low NOx Burner Technology w/ Closed-coupled/Separated OFA	Baghouse	Halogenated PAC Sorbent Injection	ARP, CSNOX, CSOSG2E, CSSO2G1, MATS
MI	J H Campbell	1710	1	########	2	1	225	593.8	Measured	0.264	Calculated	235.9	Measured	0.105	Calculated	332.9	Measured	0.148	Measured	2249.1	Measured	Coal	Tangentially-fired	Dry Sorbent Injection	Low NOx Burner Technology w/ Closed-coupled/Separated OFA	Baghouse	Halogenated PAC Sorbent Injection	ARP, CSNOX, CSOSG2E, CSSO2G1, MATS
MI	J H Campbell	1710	1	########	3	1	225	592.4	Measured	0.264	Calculated	235.4	Measured	0.105	Calculated	341.2	Measured	0.152	Measured	2244.6	Measured	Coal	Tangentially-fired	Dry Sorbent Injection	Low NOx Burner Technology w/ Closed-coupled/Separated OFA	Baghouse	Halogenated PAC Sorbent Injection	ARP, CSNOX, CSOSG2E, CSSO2G1, MATS
MI	J H Campbell	1710	1	########	4	1	225	562	Measured	0.253	Calculated	232.9	Measured	0.105	Calculated	333.2	Measured	0.15	Measured	2221	Measured	Coal	Tangentially-fired	Dry Sorbent Injection	Low NOx Burner Technology w/ Closed-coupled/Separated OFA	Baghouse	Halogenated PAC Sorbent Injection	ARP, CSNOX, CSOSG2E, CSSO2G1, MATS
MI	J H Campbell	1710	1	########	5	1	224	467.5	Measured	0.208	Calculated	235.4	Measured	0.105	Calculated	334.4	Measured	0.149	Measured	2244.2	Measured	Coal	Tangentially-fired	Dry Sorbent Injection	Low NOx Burner Technology w/ Closed-coupled/Separated OFA	Baghouse	Halogenated PAC Sorbent Injection	ARP, CSNOX, CSOSG2E, CSSO2G1, MATS
MI	J H Campbell	1710	1	########	6	1	224	522.3	Measured	0.231	Calculated	237.5	Measured	0.105	Calculated	337.5	Measured	0.149	Measured	2264.8	Measured	Coal	Tangentially-fired	Dry Sorbent Injection	Low NOx Burner Technology w/ Closed-coupled/Separated OFA	Baghouse	Halogenated PAC Sorbent Injection	ARP, CSNOX, CSOSG2E, CSSO2G1, MATS
MI	J H Campbell	1710	1	########	7	1	225	592.8	Measured	0.262	Calculated	237.4	Measured	0.105	Calculated	335	Measured	0.148	Measured	2263.2	Measured	Coal	Tangentially-fired	Dry Sorbent Injection	Low NOx Burner Technology w/ Closed-coupled/Separated OFA	Baghouse	Halogenated PAC Sorbent Injection	ARP, CSNOX, CSOSG2E, CSSO2G1, MATS
MI	J H Campbell	1710	1	########	8	1	225	597.4	Measured	0.265	Calculated	236.2	Measured	0.105	Calculated	340.1	Measured	0.151	Measured	2252.3	Measured	Coal	Tangentially-fired	Dry Sorbent Injection	Low NOx Burner Technology w/ Closed-coupled/Separated OFA	Baghouse	Halogenated PAC Sorbent Injection	ARP, CSNOX, CSOSG2E, CSSO2G1, MATS
MI	J H Campbell	1710	1	########	9	1	225	556.7	Measured	0.246	Calculated	237.4	Measured	0.105	Calculated	337.3	Measured	0.149	Measured	2263.8	Measured	Coal	Tangentially-fired	Dry Sorbent Injection	Low NOx Burner Technology w/ Closed-coupled/Separated OFA	Baghouse	Halogenated PAC Sorbent Injection	ARP, CSNOX, CSOSG2E, CSSO2G1, MATS
MI	J H Campbell	1710	1	########	10	1	225	580.9	Measured	0.257	Calculated	237.5	Measured	0.105	Calculated	337.4	Measured	0.149	Measured	2264.4	Measured	Coal	Tangentially-fired	Dry Sorbent Injection	Low NOx Burner Technology w/ Closed-coupled/Separated OFA	Baghouse	Halogenated PAC Sorbent Injection	ARP, CSNOX, CSOSG2E, CSSO2G1, MATS
MI	J H Campbell	1710	1	########	11	1	225	607.6	Measured	0.268	Calculated	237.8	Measured	0.105	Calculated	340.2	Measured	0.15	Measured	2267.8	Measured	Coal	Tangentially-fired	Dry Sorbent Injection	Low NOx Burner Technology w/ Closed-coupled/Separated OFA	Baghouse	Halogenated PAC Sorbent Injection	ARP, CSNOX, CSOSG2E, CSSO2G1, MATS
MI	J H Campbell	1710	1	########	12	1	224	587.7	Measured	0.259	Calculated	237.9	Measured	0.105	Calculated	340.2	Measured	0.15	Measured	2268.3	Measured	Coal	Tangentially-fired	Dry Sorbent Injection	Low NOx Burner Technology w/ Closed-coupled/Separated OFA	Baghouse	Halogenated PAC Sorbent Injection	ARP, CSNOX, CSOSG2E, CSSO2G1, MATS
MI	J H Campbell	1710	1	########	13	1	225	596	Measured	0.262	Calculated	238.9	Measured	0.105	Calculated	343.9	Measured	0.151	Measured	2277.4	Measured	Coal	Tangentially-fired	Dry Sorbent Injection	Low NOx Burner Technology w/ Closed-coupled/Separated OFA	Baghouse	Halogenated PAC Sorbent Injection	ARP, CSNOX, CSOSG2E, CSSO2G1, MATS
MI	J H Campbell	1710	1	########	14	1	225	619.7	Measured	0.273	Calculated	238.4	Measured	0.105	Calculated	338.8	Measured	0.149	Measured	2273.5	Measured	Coal	Tangentially-fired	Dry Sorbent Injection	Low NOx Burner Technology w/ Closed-coupled/Separated OFA	Baghouse	Halogenated PAC Sorbent Injection	ARP, CSNOX, CSOSG2E, CSSO2G1, MATS
MI	J H Campbell	1710	1	########	15	1	225	618.7	Measured	0.273	Calculated	237.9	Measured	0.105	Calculated	337.9	Measured	0.149	Measured	2267.8	Measured	Coal	Tangentially-fired	Dry Sorbent Injection	Low NOx Burner Technology w/ Closed-coupled/Separated OFA	Baghouse	Halogenated PAC Sorbent Injection	ARP, CSNOX, CSOSG2E, CSSO2G1, MATS
MI	J H Campbell	1710	1	########	16	1	225	561	Measured	0.248	Calculated	237.5	Measured	0.105	Calculated	339.7	Measured	0.15	Measured	2264.8	Measured	Coal	Tangentially-fired	Dry Sorbent Injection	Low NOx Burner Technology w/ Closed-coupled/Separated OFA	Baghouse	Halogenated PAC Sorbent Injection	ARP, CSNOX, CSOSG2E, CSSO2G1, MATS
MI	J H Campbell	1710	1	########	17	1	224	537.1	Measured	0.238	Calculated	237.1	Measured	0.105	Calculated	332.3	Measured	0.147	Measured	2260.3	Measured	Coal	Tangentially-fired	Dry Sorbent Injection	Low NOx Burner Technology w/ Closed-coupled/Separated OFA	Baghouse	Halogenated PAC Sorbent Injection	ARP, CSNOX, CSOSG2E, CSSO2G1, MATS
MI	J H Campbell	1710	1	########	18	1	225	574.9	Measured	0.255	Calculated	236	Measured	0.105	Calculated	326.3	Measured	0.145	Measured	2250.2	Measured	Coal	Tangentially-fired	Dry Sorbent Injection	Low NOx Burner Technology w/ Closed-coupled/Separated OFA	Baghouse	Halogenated PAC Sorbent Injection	ARP, CSNOX, CSOSG2E, CSSO2G1, MATS
MI	J H Campbell	1710	1	########	19	1	225	597.4	Measured	0.262	Calculated	239.3	Measured	0.105	Calculated	337.7	Measured	0.148	Measured	2281.8	Measured	Coal	Tangentially-fired	Dry Sorbent Injection	Low NOx Burner Technology w/ Closed-coupled/Separated OFA	Baghouse	Halogenated PAC Sorbent Injection	ARP, CSNOX, CSOSG2E, CSSO2G1, MATS
MI	J H Campbell	1710	1	########	20	1	225	589.6	Measured	0.26	Calculated	238	Measured	0.105	Calculated	329.1	Measured	0.145	Measured	2269.7	Measured	Coal	Tangentially-fired	Dry Sorbent Injection	Low NOx Burner Technology w/ Closed-coupled/Separated OFA	Baghouse	Halogenated PAC Sorbent Injection	ARP, CSNOX, CSOSG2E, CSSO2G1, MATS
MI	J H Campbell	1710	1	########	21	1	225	574.6	Measured	0.251	Calculated	240.4	Measured	0.105	Calculated	330	Measured	0.144	Measured	2291.7	Measured	Coal	Tangentially-fired	Dry Sorbent Injection	Low NOx Burner Technology w/ Closed-coupled/Separated OFA	Baghouse	Halogenated PAC Sorbent Injection	ARP, CSNOX, CSOSG2E, CSSO2G1, MATS
MI	J H Campbell	1710	1	########	22	1	225	583.4	Measured	0.256	Calculated	238.9	Measured	0.105	Calculated	339.4	Measured	0.149	Measured	2277.6	Measured	Coal	Tangentially-fired	Dry Sorbent Injection	Low NOx Burner Technology w/ Closed-coupled/Separated OFA	Baghouse	Halogenated PAC Sorbent Injection	ARP, CSNOX, CSOSG2E, CSSO2G1, MATS
MI	J H Campbell	1710	1	########	23	1	225	604.2	Measured	0.266	Calculated	238.3	Measured	0.105	Calculated	343.1	Measured	0.151	Measured	2272.2	Measured	Coal	Tangentially-fired	Dry Sorbent Injection	Low NOx Burner Technology w/ Closed-coupled/Separated OFA	Baghouse	Halogenated PAC Sorbent Injection	ARP, CSNOX, CSOSG2E, CSSO2G1, MATS
MI	J H Campbell	1710	1	########	0	1	225	611	Measured	0.269	Calculated	238.2	Measured	0.105	Calculated	333.9	Measured	0.147	Measured	2271.6	Measured	Coal	Tangentially-fired	Dry Sorbent Injection	Low NOx Burner Technology w/ Closed-coupled/Separated OFA	Baghouse	Halogenated PAC Sorbent Injection	ARP, CSNOX, CSOSG2E, CSSO2G1, MATS
MI	J H Campbell	1710	1	########	1	1	225	594.9	Measured	0.26	Calculated	240.1	Measured	0.105	Calculated	334.2	Measured	0.146	Measured	2289.1	Measured	Coal	Tangentially-fired	Dry Sorbent Injection	Low NOx Burner Technology w/ Closed-coupled/Separated OFA	Baghouse	Halogenated PAC Sorbent Injection	ARP, CSNOX, CSOSG2E, CSSO2G1, MATS
MI	J H Campbell	1710	1	########	2	1	224	579.5	Measured	0.255	Calculated	238.2	Measured	0.105	Calculated	336.2	Measured	0.148	Measured	2271.5	Measured	Coal	Tangentially-fired	Dry Sorbent Injection	Low NOx Burner Technology w/ Closed-coupled/Separated OFA	Baghouse	Halogenated PAC Sorbent Injection	ARP, CSNOX, CSOSG2E, CSSO2G1, MATS
MI	J H Campbell	1710	1	########	3	1	224	590.2	Measured	0.259	Calculated	239	Measured	0.105	Calculated	335	Measured	0.147	Measured	2278.8	Measured	Coal	Tangentially-fired	Dry Sorbent Injection	Low NOx Burner Technology w/ Closed-coupled/Separated OFA	Baghouse	Halogenated PAC Sorbent Injection	ARP, CSNOX, CSOSG2E, CSSO2G1, MATS
MI	J H Campbell	1710	1	########	4	1	224	574.2	Measured	0.255	Calculated	236.2	Measured	0.105	Calculated	331.1	Measured	0.147	Measured	2252.1	Measured	Coal	Tangentially-fired	Dry Sorbent Injection

MI	J H Campbell	1710	1	########	2	1	224	459.9	Measured	0.207	Calculated	233.3	Measured	0.105	Calculated	313.6	Measured	0.141	Measured	2224.3	Measured	Coal	Tangentially-fired	Dry Sorbent Injection	Low NOx Burner Technology w/ Closed-coupled/Separated OFA	Baghouse	Halogenated PAC Sorbent Injection	ARP, CSNOX, CSOSG2E, CSSO2G1, MATS
MI	J H Campbell	1710	1	########	3	1	224	468.9	Measured	0.209	Calculated	234.9	Measured	0.105	Calculated	333.7	Measured	0.149	Measured	2239.9	Measured	Coal	Tangentially-fired	Dry Sorbent Injection	Low NOx Burner Technology w/ Closed-coupled/Separated OFA	Baghouse	Halogenated PAC Sorbent Injection	ARP, CSNOX, CSOSG2E, CSSO2G1, MATS
MI	J H Campbell	1710	1	########	4	1	225	507.3	Measured	0.229	Calculated	232.8	Measured	0.105	Calculated	317.4	Measured	0.143	Measured	2219.6	Measured	Coal	Tangentially-fired	Dry Sorbent Injection	Low NOx Burner Technology w/ Closed-coupled/Separated OFA	Baghouse	Halogenated PAC Sorbent Injection	ARP, CSNOX, CSOSG2E, CSSO2G1, MATS
MI	J H Campbell	1710	1	########	5	1	225	545.5	Measured	0.247	Calculated	231.6	Measured	0.105	Calculated	335.7	Measured	0.152	Measured	2208.5	Measured	Coal	Tangentially-fired	Dry Sorbent Injection	Low NOx Burner Technology w/ Closed-coupled/Separated OFA	Baghouse	Halogenated PAC Sorbent Injection	ARP, CSNOX, CSOSG2E, CSSO2G1, MATS
MI	J H Campbell	1710	1	########	6	1	225	555.6	Measured	0.249	Calculated	234	Measured	0.105	Calculated	343.5	Measured	0.154	Measured	2230.7	Measured	Coal	Tangentially-fired	Dry Sorbent Injection	Low NOx Burner Technology w/ Closed-coupled/Separated OFA	Baghouse	Halogenated PAC Sorbent Injection	ARP, CSNOX, CSOSG2E, CSSO2G1, MATS
MI	J H Campbell	1710	1	########	7	1	224	591.7	Measured	0.265	Calculated	234.3	Measured	0.105	Calculated	348.4	Measured	0.156	Measured	2233.6	Measured	Coal	Tangentially-fired	Dry Sorbent Injection	Low NOx Burner Technology w/ Closed-coupled/Separated OFA	Baghouse	Halogenated PAC Sorbent Injection	ARP, CSNOX, CSOSG2E, CSSO2G1, MATS
MI	J H Campbell	1710	1	########	8	1	225	569.3	Measured	0.257	Calculated	232.7	Measured	0.105	Calculated	346.1	Measured	0.156	Measured	2218.9	Measured	Coal	Tangentially-fired	Dry Sorbent Injection	Low NOx Burner Technology w/ Closed-coupled/Separated OFA	Baghouse	Halogenated PAC Sorbent Injection	ARP, CSNOX, CSOSG2E, CSSO2G1, MATS
MI	J H Campbell	1710	1	########	9	1	224	578.6	Measured	0.261	Calculated	232.2	Measured	0.105	Calculated	345.4	Measured	0.156	Measured	2214	Measured	Coal	Tangentially-fired	Dry Sorbent Injection	Low NOx Burner Technology w/ Closed-coupled/Separated OFA	Baghouse	Halogenated PAC Sorbent Injection	ARP, CSNOX, CSOSG2E, CSSO2G1, MATS
MI	J H Campbell	1710	1	########	10	1	224	577.6	Measured	0.263	Calculated	230.6	Measured	0.105	Calculated	340.8	Measured	0.155	Measured	2198.8	Measured	Coal	Tangentially-fired	Dry Sorbent Injection	Low NOx Burner Technology w/ Closed-coupled/Separated OFA	Baghouse	Halogenated PAC Sorbent Injection	ARP, CSNOX, CSOSG2E, CSSO2G1, MATS
MI	J H Campbell	1710	1	########	11	1	225	585.7	Measured	0.264	Calculated	232.5	Measured	0.105	Calculated	343.5	Measured	0.155	Measured	2216.4	Measured	Coal	Tangentially-fired	Dry Sorbent Injection	Low NOx Burner Technology w/ Closed-coupled/Separated OFA	Baghouse	Halogenated PAC Sorbent Injection	ARP, CSNOX, CSOSG2E, CSSO2G1, MATS
MI	J H Campbell	1710	1	########	12	1	225	937.9	Measured	0.42	Calculated	234.4	Measured	0.105	Calculated	362	Measured	0.162	Measured	2234.5	Measured	Coal	Tangentially-fired	Dry Sorbent Injection	Low NOx Burner Technology w/ Closed-coupled/Separated OFA	Baghouse	Halogenated PAC Sorbent Injection	ARP, CSNOX, CSOSG2E, CSSO2G1, MATS
MI	J H Campbell	1710	1	########	13	1	225	795.9	Measured	0.359	Calculated	232.8	Measured	0.105	Calculated	359.6	Measured	0.162	Measured	2219.7	Measured	Coal	Tangentially-fired	Dry Sorbent Injection	Low NOx Burner Technology w/ Closed-coupled/Separated OFA	Baghouse	Halogenated PAC Sorbent Injection	ARP, CSNOX, CSOSG2E, CSSO2G1, MATS
MI	J H Campbell	1710	1	########	14	1	225	622.5	Measured	0.278	Calculated	234.6	Measured	0.105	Calculated	357.8	Measured	0.16	Measured	2236.4	Measured	Coal	Tangentially-fired	Dry Sorbent Injection	Low NOx Burner Technology w/ Closed-coupled/Separated OFA	Baghouse	Halogenated PAC Sorbent Injection	ARP, CSNOX, CSOSG2E, CSSO2G1, MATS
MI	J H Campbell	1710	1	########	15	1	224	584.3	Measured	0.261	Calculated	234.5	Measured	0.105	Calculated	357.7	Measured	0.16	Measured	2235.6	Measured	Coal	Tangentially-fired	Dry Sorbent Injection	Low NOx Burner Technology w/ Closed-coupled/Separated OFA	Baghouse	Halogenated PAC Sorbent Injection	ARP, CSNOX, CSOSG2E, CSSO2G1, MATS
MI	J H Campbell	1710	1	########	16	1	225	577.4	Measured	0.258	Calculated	234.9	Measured	0.105	Calculated	347.2	Measured	0.155	Measured	2239.7	Measured	Coal	Tangentially-fired	Dry Sorbent Injection	Low NOx Burner Technology w/ Closed-coupled/Separated OFA	Baghouse	Halogenated PAC Sorbent Injection	ARP, CSNOX, CSOSG2E, CSSO2G1, MATS
MI	J H Campbell	1710	1	########	17	1	224	558	Measured	0.25	Calculated	234.4	Measured	0.105	Calculated	348.6	Measured	0.156	Measured	2234.9	Measured	Coal	Tangentially-fired	Dry Sorbent Injection	Low NOx Burner Technology w/ Closed-coupled/Separated OFA	Baghouse	Halogenated PAC Sorbent Injection	ARP, CSNOX, CSOSG2E, CSSO2G1, MATS
MI	J H Campbell	1710	1	########	18	1	225	513.8	Measured	0.229	Calculated	234.9	Measured	0.105	Calculated	342.7	Measured	0.153	Measured	2240.1	Measured	Coal	Tangentially-fired	Dry Sorbent Injection	Low NOx Burner Technology w/ Closed-coupled/Separated OFA	Baghouse	Halogenated PAC Sorbent Injection	ARP, CSNOX, CSOSG2E, CSSO2G1, MATS
MI	J H Campbell	1710	1	########	19	1	225	576.2	Measured	0.26	Calculated	232.7	Measured	0.105	Calculated	339.4	Measured	0.153	Measured	2218.3	Measured	Coal	Tangentially-fired	Dry Sorbent Injection	Low NOx Burner Technology w/ Closed-coupled/Separated OFA	Baghouse	Halogenated PAC Sorbent Injection	ARP, CSNOX, CSOSG2E, CSSO2G1, MATS
MI	J H Campbell	1710	1	########	20	1	225	576.5	Measured	0.256	Calculated	236.1	Measured	0.105	Calculated	335.4	Measured	0.149	Measured	2251.2	Measured	Coal	Tangentially-fired	Dry Sorbent Injection	Low NOx Burner Technology w/ Closed-coupled/Separated OFA	Baghouse	Halogenated PAC Sorbent Injection	ARP, CSNOX, CSOSG2E, CSSO2G1, MATS
MI	J H Campbell	1710	1	########	21	1	225	576.8	Measured	0.256	Calculated	236	Measured	0.105	Calculated	333	Measured	0.148	Measured	2249.8	Measured	Coal	Tangentially-fired	Dry Sorbent Injection	Low NOx Burner Technology w/ Closed-coupled/Separated OFA	Baghouse	Halogenated PAC Sorbent Injection	ARP, CSNOX, CSOSG2E, CSSO2G1, MATS
MI	J H Campbell	1710	1	########	22	1	224	583.4	Measured	0.261	Calculated	234.7	Measured	0.105	Calculated	340.2	Measured	0.152	Measured	2238.2	Measured	Coal	Tangentially-fired	Dry Sorbent Injection	Low NOx Burner Technology w/ Closed-coupled/Separated OFA	Baghouse	Halogenated PAC Sorbent Injection	ARP, CSNOX, CSOSG2E, CSSO2G1, MATS
MI	J H Campbell	1710	1	########	23	1	225	582.5	Measured	0.26	Calculated	234.8	Measured	0.105	Calculated	340.3	Measured	0.152	Measured	2239	Measured	Coal	Tangentially-fired	Dry Sorbent Injection	Low NOx Burner Technology w/ Closed-coupled/Separated OFA	Baghouse	Halogenated PAC Sorbent Injection	ARP, CSNOX, CSOSG2E, CSSO2G1, MATS
MI	J H Campbell	1710	1	########	0	1	224	584.7	Measured	0.263	Calculated	233.6	Measured	0.105	Calculated	334.1	Measured	0.15	Measured	2227.2	Measured	Coal	Tangentially-fired	Dry Sorbent Injection	Low NOx Burner Technology w/ Closed-coupled/Separated OFA	Baghouse	Halogenated PAC Sorbent Injection	ARP, CSNOX, CSOSG2E, CSSO2G1, MATS
MI	J H Campbell	1710	1	########	1	1	225	585.4	Measured	0.262	Calculated	234.1	Measured	0.105	Calculated	334.8	Measured	0.15	Measured	2232.3	Measured	Coal	Tangentially-fired	Dry Sorbent Injection	Low NOx Burner Technology w/ Closed-coupled/Separated OFA	Baghouse	Halogenated PAC Sorbent Injection	ARP, CSNOX, CSOSG2E, CSSO2G1, MATS
MI	J H Campbell	1710	1	########	2	1	225	582.6	Measured	0.261	Calculated	233.7	Measured	0.105	Calculated	327.5	Measured	0.147	Measured	2228	Measured	Coal	Tangentially-fired	Dry Sorbent Injection	Low NOx Burner Technology w/ Closed-coupled/Separated OFA	Baghouse	Halogenated PAC Sorbent Injection	ARP, CSNOX, CSOSG2E, CSSO2G1, MATS
MI	J H Campbell	1710	1	########	3	1	224	577.7	Measured	0.257	Calculated	235.6	Measured	0.105	Calculated	332.5	Measured	0.148	Measured	2246.7	Measured	Coal	Tangentially-fired	Dry Sorbent Injection	Low NOx Burner Technology w/ Closed-coupled/Separated OFA	Baghouse	Halogenated PAC Sorbent Injection	ARP, CSNOX, CSOSG2E, CSSO2G1, MATS
MI	J H Campbell	1710	1	########	4	1	225	585.6	Measured	0.264	Calculated	232.6	Measured	0.105	Calculated	334.9	Measured	0.151	Measured	2218	Measured	Coal	Tangentially-fired	Dry Sorbent Injection	Low NOx Burner Technology w/ Closed-coupled/Separated OFA	Baghouse	Halogenated PAC Sorbent Injection	ARP, CSNOX, CSOSG2E, CSSO2G1, MATS
MI	J H Campbell	1710	1	########	5	1	224	565.9	Measured	0.254	Calculated	233.3	Measured	0.105	Calculated	338.1	Measured	0.152	Measured	2224.3	Measured	Coal	Tangentially-fired	Dry Sorbent Injection	Low NOx Burner Technology w/ Closed-coupled/Separated OFA	Baghouse	Halogenated PAC Sorbent Injection	ARP, CSNOX, CSOSG2E, CSSO2G1, MATS
MI	J H Campbell	1710	1	########	6	1	225	574.6	Measured	0.255	Calculated	236.1	Measured	0.105	Calculated	339.9	Measured	0.151	Measured	2250.7	Measured	Coal	Tangentially-fired	Dry Sorbent Injection	Low NOx Burner Technology w/ Closed-coupled/Separated OFA	Baghouse	Halogenated PAC Sorbent Injection	ARP, CSNOX, CSOSG2E, CSSO2G1, MATS
MI	J H Campbell	1710	1	########	7	1	225	575.3	Measured	0.26	Calculated	232.1	Measured	0.105	Calculated	338.5	Measured	0.153	Measured	2212.6	Measured	Coal	Tangentially-fired	Dry Sorbent Injection	Low NOx Burner Technology w/ Closed-coupled/Separated OFA	Baghouse	Halogenated PAC Sorbent Injection	ARP, CSNOX, CSOSG2E, CSSO2G1, MATS
MI	J H Campbell	1710	1	########	8	1	225	612.8	Measured	0.277	Calculated	231.8	Measured	0.105	Calculated	335.9	Measured	0.152	Measured	2209.8	Measured	Coal	Tangentially-fired	Dry Sorbent Injection	Low NOx Burner Technology w/ Closed-coupled/Separated OFA	Baghouse	Halogenated PAC Sorbent Injection	ARP, CSNOX, CSOSG2E, CSSO2G1, MATS
MI	J H Campbell	1710	1	########	9	1	224	612.6	Measured	0.277	Calculated	231.7	Measured	0.105	Calculated	329.2	Measured	0.149	Measured	2209.4	Measured	Coal	Tangentially-fired	Dry Sorbent Injection	Low NOx Burner Technology w/ Closed-coupled/Separated OFA	Baghouse	Halogenated PAC Sorbent Injection	ARP, CSNOX, CSOSG2E, CSSO2G1, MATS
MI	J H Campbell	1710	1	########	10	1	225	574.6	Measured	0.263	Calculated	229.3	Measured	0.105	Calculated	325.7	Measured	0.149	Measured	2186.2	Measured	Coal	Tangentially-fired	Dry Sorbent Injection	Low NOx Burner Technology w/ Closed-coupled/Separated OFA	Baghouse	Halogenated PAC Sorbent Injection	ARP, CSNOX, CSOSG2E, CSSO2G1, MATS
MI	J H Campbell	1710	1	########	11	1	224	565.9	Measured	0.257	Calculated	231.3	Measured	0.105	Calculated	324.2	Measured	0.147	Measured	2205.6	Measured	Coal	Tangentially-fired	Dry Sorbent Injection	Low NOx Burner Technology w/ Closed-coupled/Separated OFA	Baghouse	Halogenated PAC Sorbent Injection	ARP, CSNOX, CSOSG2E, CSSO2G1, MATS
MI	J H Campbell	1710	1	########	12	1	225	571.6	Measured	0.257	Calculated	233	Measured	0.105	Calculated	324.4	Measured	0.146	Measured	2221.8	Measured	Coal	Tangentially-fired	Dry Sorbent Injection	Low NOx Burner Technology w/ Closed-coupled/Separated OFA	Baghouse	Halogenated PAC Sorbent Injection	ARP, CSNOX, CSOSG2E, CSSO2G1, MATS
MI	J H Campbell	1710	1	########	13	1	225	565.6	Measured	0.257	Calculated	231.2	Measured	0.105	Calculated	330.7	Measured	0.15	Measured	2204.4	Measured	Coal	Tangentially-fired	Dry Sorbent Injection	Low NOx Burner Technology w/ Closed-coupled/Separated OFA	Baghouse	Halogenated PAC Sorbent Injection	ARP, CSNOX, CSOSG2E, CSSO2G1, MATS
MI	J H Campbell	1710	1	########	14	1	225	560.1	Measured	0.252	Calculated	232.9	Measured	0.105	Calculated	326.4	Measured	0.147	Measured	2220.5	Measured	Coal	Tangentially-fired	Dry Sorbent Injection	Low NOx Burner Technology w/ Closed-coupled/Separated OFA	Baghouse	Halogenated PAC Sorbent Injection	ARP, CSNOX, CSOSG2E, CSSO2G1, MATS
MI	J H Campbell	1710	1	########	15	1	224	550.2	Measured	0.248	Calculated	232.9	Measured	0.105	Calculated	333.1	Measured	0.15	Measured	2220.7	Measured	Coal	Tangentially-fired	Dry Sorbent Injection	Low NOx Burner Technology w/ Closed-coupled/Separated OFA	Baghouse	Halogenated PAC Sorbent Injection	ARP, CSNOX, CSOSG2E, CSSO2G1, MATS
MI	J H Campbell	1710	1	########	16	1	224	566.4	Measured	0.254	Calculated	234	Measured	0.105	Calculated	334.7	Measured	0.15	Measured	2231.4	Measured	Coal	Tangentially-fired	Dry Sorbent Injection	Low NOx Burner Technology w/ Closed-coupled/Separated OFA	Baghouse	Halogenated PAC Sorbent Injection	ARP, CSNOX, CSOSG2E, CSSO2G1, MATS
MI	J H Campbell	1710	1	########	17	1	224	597.1	Measured	0.268	Calculated	234.1	Measured	0.105	Calculated	334.8	Measured	0.15	Measured	2231.9	Measured	Coal	Tangentially-fired	Dry Sorbent Injection	Low NOx Burner Technology w/ Closed-coupled/Separated OFA	Baghouse	Halogenated PAC Sorbent Injection	ARP, CSNOX, CSOSG2E, CSSO2G1, MATS
MI	J H Campbell	1710	1	########	18	1	225	605.1	Measured	0.271	Calculated	234.4	Measured	0.105	Calculated	328.6	Measured	0.147	Measured	2235.3	Measured	Coal	Tangentially-fired	Dry Sorbent Injection	Low NOx Burner Technology w/ Closed-coupled/Separated OFA	Baghouse	Halogenated PAC Sorbent Injection	ARP, CSNOX, CSOSG2E, CSSO2G1, MATS
MI	J H Campbell	1710	1	########	19	1	226	575.7	Measured	0.256	Calculated	236.2	Measured	0.105	Calculated	331.1	Measured	0.147	Measured	2252.5	Measured	Coal	Tangentially-fired	Dry Sorbent Injection	Low NOx Burner Technology w/ Closed-coupled/Separated OFA	Baghouse	Halogenated PAC Sorbent Injection	ARP, CSNOX, CSOSG2E, CSSO2G1, MATS
MI	J H Campbell	1710	1	########	20	1	225	564	Measured	0.253	Calculated	234	Measured	0.105	Calculated	336.9	Measured	0.151	Measured	2231	Measured	Coal	Tangentially-fired	Dry Sorbent Injection	Low NOx Burner Technology w/ Closed-coupled/Separated OFA	Baghouse	Halogenated PAC Sorbent Injection	ARP, CSNOX, CSOSG2E, CSSO2G1, MATS
MI	J H Campbell	1710	1	########	21	1	224	565.5	Measured	0.256	Calculated	232.1	Measured	0.105	Calculated	336.4	Measured	0.152	Measured	2213.3	Measured	Coal	Tangentially-fired	Dry Sorbent Injection	Low NOx Burner Technology w/ Closed-coupled/Separated OFA	Baghouse	Halogenated PAC Sorbent Injection	ARP, CSNOX, CSOSG2E, CSSO2G1, MATS
MI	J H Campbell	1710	1	########	22	1	225	573.4	Measured	0.257	Calculated	233.8	Measured	0.105	Calculated	336.6	Measured	0.151	Measured	2229	Measured	Coal	Tangentially-fired	Dry Sorbent Injection	Low NOx Burner Technology w/ Closed-coupled/Separated OFA	Baghouse	Halogenated PAC Sorbent Injection	ARP, CSNOX, CSOSG2E, CSSO2G1, MATS
MI	J H Campbell	1710	1	########	23	1	225	580.9	Measured	0.26	Calculated	234.6	Measured	0.105	Calculated	342.3	Measured	0.153	Measured	2237.3	Measured	Coal	Tangentially-fired	Dry Sorbent Injection	Low NOx Burner Technology w/ Closed-coupled/Separated OFA	Baghouse	Halogenated PAC Sorbent Injection	ARP, CSNOX, CSOSG2E, CSSO2G1, MATS
MI	J H Campbell	1710	1	########	0	1	225	570	Measured	0.26	Calculated	230.2	Measured	0.105	Calculated	340.3	Measured	0.155	Measured	2195.3	Measured	Coal	Tangentially-fired	Dry Sorbent Injection	Low NOx Burner Technology w/ Closed-coupled/Separated OFA	Baghouse	Halogenated PAC Sorbent Injection	ARP, CSNOX, CSOSG2E, CSSO2G1, MATS
MI	J H Campbell	1710	1	########	1	1	225	592.6	Measured	0.271	Calculated	229.7	Measured	0.105	Calculated	337.2	Measured	0.154	Measured	2189.7	Measured	Coal	Tangentially-fired	Dry Sorbent Injection	Low NOx Burner Technology w/ Closed-coupled/Separated OFA	Baghouse	Halogenated PAC Sorbent Injection	ARP, CSNOX, CSOSG2E, CSSO2G1, MATS
MI	J H Campbell	1710	1	########	2	1	224	579.9	Measured	0.267	Calculated	228.1	Measured	0.105	Calculated	328.5	Measured	0.151	Measured	2175.2	Measured	Coal	Tangentially-fired	Dry Sorbent Injection	Low NOx Burner Technology w/ Closed-coupled/Separated OFA	Baghouse	Halogenated PAC Sorbent Injection	ARP, CSNOX, CSOSG2E, CSSO2G1, MATS
MI	J H Campbell	1710	1	########	3	1	224	571.3	Measured	0.26	Calculated	230.8	Measured	0.105	Calculated	341.1	Measured	0.155	Measured	2200.6	Measured	Coal	Tangentially-fired	Dry Sorbent Injection	Low NOx Burner Technology w/ Closed-coupled/Separated OFA	Baghouse	Halogenated PAC Sorbent Injection	ARP, CSNOX, CSOSG2E, CSSO2G1, MATS
MI	J H Campbell	1710	1	########	4	1	225	561.2	Measured	0.259	Calculated	227	Measured	0.105	Calculated	339.7	Measured	0.157	Measured	2164	Measured	Coal	Tangentially-fired	Dry Sorbent Injection	Low NOx Burner Technology w/ Closed-coupled/Separated OFA	Baghouse	Halogenated PAC Sorbent Injection	ARP, CSNOX, CSOSG2E, CSSO2G1, MATS
MI	J H Campbell	1710	1	########	5	1	224	565.4	Measured	0.26	Calculated	228.3	Measured	0.105	Calculated	341.7	Measured	0.157	Measured	2176.5	Measured	Coal	Tangentially-fired	Dry Sorbent Injection	Low NOx Burner Technology w/ Closed-coupled/Separated OFA	Baghouse	Halogenated PAC Sorbent Injection	ARP, CSNOX, CSOSG2E, CSSO2G1, MATS
MI	J H Campbell	1710	1	########	6	1	225	560.7	Measured	0.258	Calculated	228.1	Measured	0.105	Calculated	345.7	Measured	0.159	Measured	2174.5	Measured	Coal	Tangentially-fired	Dry Sorbent Injection	Low NOx Burner Technology w/ Closed-coupled/Separated OFA	Baghouse	Halogenated PAC Sorbent Injection	ARP, CSNOX, CSOSG2E, CSSO2G1, MATS
MI	J H Campbell	1710	1	########	7	1	225	555.8	Measured	0.253	Calculated	230.7	Measured	0.105	Calculated	347.5	Measured	0.158	Measured	2199.6	Measured	Coal	Tangentially-fired	Dry Sorbent Injection	Low NOx Burner Technology w/ Closed-coupled/Separated OFA	Baghouse	Halogenated PAC Sorbent Injection	ARP, CSNOX, CSOSG2E, CSSO2G1, MATS
MI	J H Campbell	1710	1	########	8	1	225	549.4	Measured	0.25	Calculated	230.7	Measured	0.105	Calculated	349.8	Measured	0.159	Measured	2200.1	Measured	Coal	Tangentially-fired	Dry Sorbent Injection	Low NOx Burner Technology w/ Closed-coupled/Separated OFA	Baghouse	Halogenated PAC Sorbent Injection	ARP, CSNOX, CSOSG2E, CSSO2G1, MATS
MI	J H Campbell	1710	1	########	9	1	225	565.3	Measured	0.257	Calculated	230.5	Measured	0.105	Calculated	351.7	Measured	0.16	Measured	2198	Measured	Coal	Tangentially-fired	Dry Sorbent Injection	Low NOx Burner Technology w/ Closed-coupled/Separated OFA	Baghouse	Halogenated PAC Sorbent Injection	ARP, CSNOX, CSOSG2E, CSSO2G1, MATS
MI	J H Campbell	1710	1	########	10	1	225	571.2	Measured	0.257	Calculated	233	Measured	0.105	Calculated	351	Measured	0.158	Measured	2221.7	Measured	Coal	Tangentially-fired	Dry Sorbent Injection	Low NOx Burner Technology w/ Closed-coupled/Separated OFA	Baghouse	Halogenated PAC Sorbent Injection	ARP, CSNOX, CSOSG2E, CSSO2G1, MATS
MI	J H Campbell	1710	1	########	11	1	225	579.6	Measured	0.262	Calculated	232.3	Measured	0.105	Calculated	352.2	Measured	0.159	Measured	2215.3	Measured	Coal	Tangentially-fired	Dry Sorbent Injection	Low NOx Burner Technology w/ Closed-coupled/Separated OFA	Baghouse	Halogenated PAC Sorbent Injection	ARP, CSNOX, CSOSG2E, CSSO2G1, MATS
MI	J H Campbell	1710	1	########	12	1	224	572.2	Measured	0.258	Calculated	232.5	Measured	0.105	Calculated	352.4	Measured	0.159	Measured	2216.6	Measured	Coal	Tangentially-fired	Dry Sorbent Injection	Low NOx Burner Technology w/ Closed-coupled/Separated OFA	Baghouse	Halogenated PAC Sorbent Injection	ARP, CSNOX, CSOSG2E, CSSO2G1, MATS
MI	J H Campbell	1710	1	########	13	1	225	581.7	Measured	0.264	Calculated	230.9	Measured	0.105	Calculated	356.7	Measured	0.162	Measured	2201.8	Measured	Coal	Tangentially-fired	Dry Sorbent Injection	Low NOx Burner Technology w/ Closed-coupled/Separated OFA	Baghouse	Halogenated PAC Sorbent Injection	ARP, CSNOX, CSOSG2E, CSSO2G1, MATS
MI	J H Campbell	1710	1	########	14	1	225	583.9	Measured	0.265	Calculated	230.9	Measured	0.105	Calculated	356.6	Measured	0.162	Measured	2201.1	Measured	Coal	Tangentially-fired	Dry Sorbent Injection	Low NOx Burner Technology w/ Closed-coupled/Separated OFA	Baghouse	Halogenated PAC Sorbent Injection	ARP, CSNOX, CSOSG2E, CSSO2G1, MATS
MI	J H Campbell	1710	1	########	15	1	224	583.7	Measured	0.268	Calculated	228.8	Measured	0.105	Calculated	349	Measured	0.16	Measured	2181.1	Measured	Coal	Tangentially-fired	Dry Sorbent Injection	Low NOx Burner Technology w/ Closed-coupled/Separated OFA	Baghouse	Halogenated PAC Sorbent Injection	ARP, CSNOX, CSOSG2E, CSSO2G1, MATS
MI	J H Campbell	1710	1	########	16	1	225	562.7	Measured	0.258	Calculated	229.1	Measured	0.105	Calculated	351.7	Measured	0.161	Measured	2184.5	Measured	Coal	Tangentially-fired	Dry Sorbent Injection	Low NOx Burner Technology w/ Closed-coupled/Separated OFA	Baghouse	Halogenated PAC Sorbent Injection	ARP, CSNOX, CSOSG2E, CSSO2G1, MATS
MI	J H Campbell	1710	1	########	17	1	225	549.2	Measured	0.253	Calculated	227.3	Measured	0.105	Calculated	357.7	Measured	0.165	Measured	2167.6	Measured	Coal	Tangentially-fired	Dry Sorbent Injection	Low NOx Burner Technology w/ Closed-coupled/Separated OFA	Baghouse	Halogenated PAC Sorbent Injection	ARP, CSNOX, CSOSG2E, CSSO2G1, MATS
MI	J H Campbell	1710	1	########	18	1	225	572	Measured	0.263	Calculated	228.2	Measured	0.105	Calculated	356.8	Measured	0.164	Measured	2175.7	Measured	Coal	Tangentially-fired	Dry Sorbent Injection	Low NOx Burner Technology w/ Closed-coupled/Separated OFA	Baghouse	Halogenated PAC Sorbent Injection	ARP, CSNOX, CSOSG2E, CSSO2G1, MATS
MI	J H Campbell	1710	1	########	19	1	225	562.8	Measured	0.259	Calculated	227.8	Measured	0.105	Calculated	356.3	Measured	0.164	Measured	2172.4	Measured	Coal	Tangentially-fired	Dry Sorbent Injection	Low NOx Burner Technology w/ Closed-coupled/Separated OFA	Baghouse	Halogenated PAC Sorbent Injection	ARP, CSNOX, CSOSG2E, CSSO2G1, MATS
MI	J H Campbell	1710	1	########	20	1	224	562.8	Measured	0.26	Calculated	227.2	Measured	0.105	Calculated	359.7	Measured	0.166	Measured	2166.6	Measured	Coal	Tangentially-fired	Dry Sorbent Injection	Low NOx Burner Technology w/ Closed-coupled/Separated OFA	Baghouse	Halogenated PAC Sorbent Injection	ARP, CSNOX, CSOSG2E, CSSO2G1, MATS
MI	J H Campbell	1710	1	########	21	1	224	551	Measured	0.254	Calculated	227.5	Measured	0.105	Calculated	342.8	Measured	0.158	Measured	2169.4	Measured	Coal	Tangentially-fired	Dry Sorbent Injection	Low NOx Burner Technology w/ Closed-coupled/Separated OFA	Baghouse	Halogenated PAC Sorbent Injection	ARP, CSNOX, CSOSG2E, CSSO2G1, MATS
MI	J H Campbell	1710	1	########	22	1	225	574.1	Measured	0.261	Calculated	231.1	Measured	0.105	Calculated	350.3	Measured	0.159	Measured	2203.4	Measured	Coal	Tangentially-fired	Dry Sorbent Injection	Low NOx Burner Technology w/ Closed-coupled/Separated OFA	Baghouse	Halogenated PAC Sorbent Injection	ARP, CSNOX, CSOSG2E, CSSO2G1, MATS
MI	J H Campbell	1710	1	########	23	1	225	581.4	Measured	0.264	Calculated	230.9	Measured	0.105	Calculated	352.2	Measured	0.16	Measured	2201.5	Measured	Coal	Tangentially-fired	Dry Sorbent Injection	Low NOx Burner Technology w/ Closed-coupled/Separated OFA	Baghouse	Halogenated PAC Sorbent Injection	ARP, CSNOX, CSOSG2E, CSSO2G1, MATS
MI	J H Campbell	1710	1	########	0	1	225	571.3	Measured	0.259	Calculated	231.6	Measured	0.105	Calculated	357.8	Measured	0.162	Measured	2208.6	Measured	Coal	Tangentially-fired	Dry Sorbent Injection	Low NOx Burner Technology w/ Closed-coupled/Separated OFA	Baghouse	Halogenated PAC Sorbent Injection	ARP, CSNOX, CSOSG2E, CSSO2G1, MATS
MI	J H Campbell	1710	1	########	1	1	225	720.6	Measured	0.327	Calculated	231.5	Measured	0.105	Calculated	359.7	Measured	0.163	Measured	2207	Measured	Coal	Tangentially-fired	Dry Sorbent Injection	Low NOx Burner Technology w/ Closed-coupled/Separated OFA	Baghouse	Halogenated PAC Sorbent Injection	ARP, CSNOX, CSOSG2E, CSSO2G1, MATS
MI	J H Campbell	1710	1	########	2	1	224	835.4	Measured	0.38	Calculated	230.7	Measured	0.105	Calculated	365.2	Measured	0.166	Measured	2199.8	Measured	Coal	Tangentially-fired	Dry Sorbent Injection	Low NOx Burner Technology w/ Closed-coupled/Separated OFA	Baghouse	Halogenated PAC Sorbent Injection	ARP, CSNOX, CSOSG2E, CSSO2G1, MATS
MI	J H Campbell	1710	1	########	3	1	225	614.1	Measured	0.277	Calculated	232.2	Measured	0.105	Calculated	369.8	Measured	0.167	Measured	2214.4	Measured	Coal	Tangentially-fired	D

MI	J H Campbell	1710	1	########	1	1	225	634.9	Measured	0.287	Calculated	231.9	Measured	0.105	Calculated	336.1	Measured	0.152	Measured	2211.2	Measured	Coal	Tangentially-fired	Dry Sorbent Injection	Low NOx Burner Technology w/ Closed-coupled/Separated OFA	Baghouse	Halogenated PAC Sorbent Injection	ARP, CSNOX, CSOSG2E, CSSO2G1, MATS
MI	J H Campbell	1710	1	########	2	1	225	625.6	Measured	0.285	Calculated	230.4	Measured	0.105	Calculated	327.4	Measured	0.149	Measured	2197.2	Measured	Coal	Tangentially-fired	Dry Sorbent Injection	Low NOx Burner Technology w/ Closed-coupled/Separated OFA	Baghouse	Halogenated PAC Sorbent Injection	ARP, CSNOX, CSOSG2E, CSSO2G1, MATS
MI	J H Campbell	1710	1	########	3	1	224	614.4	Measured	0.277	Calculated	232.4	Measured	0.105	Calculated	336.8	Measured	0.152	Measured	2215.7	Measured	Coal	Tangentially-fired	Dry Sorbent Injection	Low NOx Burner Technology w/ Closed-coupled/Separated OFA	Baghouse	Halogenated PAC Sorbent Injection	ARP, CSNOX, CSOSG2E, CSSO2G1, MATS
MI	J H Campbell	1710	1	########	4	1	225	619	Measured	0.281	Calculated	231	Measured	0.105	Calculated	339.2	Measured	0.154	Measured	2202.4	Measured	Coal	Tangentially-fired	Dry Sorbent Injection	Low NOx Burner Technology w/ Closed-coupled/Separated OFA	Baghouse	Halogenated PAC Sorbent Injection	ARP, CSNOX, CSOSG2E, CSSO2G1, MATS
MI	J H Campbell	1710	1	########	5	1	224	627.1	Measured	0.283	Calculated	232.1	Measured	0.105	Calculated	340.8	Measured	0.154	Measured	2212.7	Measured	Coal	Tangentially-fired	Dry Sorbent Injection	Low NOx Burner Technology w/ Closed-coupled/Separated OFA	Baghouse	Halogenated PAC Sorbent Injection	ARP, CSNOX, CSOSG2E, CSSO2G1, MATS
MI	J H Campbell	1710	1	########	6	1	225	621.1	Measured	0.281	Calculated	232	Measured	0.105	Calculated	345.2	Measured	0.156	Measured	2212.5	Measured	Coal	Tangentially-fired	Dry Sorbent Injection	Low NOx Burner Technology w/ Closed-coupled/Separated OFA	Baghouse	Halogenated PAC Sorbent Injection	ARP, CSNOX, CSOSG2E, CSSO2G1, MATS
MI	J H Campbell	1710	1	########	7	1	225	618.5	Measured	0.279	Calculated	232.4	Measured	0.105	Calculated	345.6	Measured	0.156	Measured	2215.7	Measured	Coal	Tangentially-fired	Dry Sorbent Injection	Low NOx Burner Technology w/ Closed-coupled/Separated OFA	Baghouse	Halogenated PAC Sorbent Injection	ARP, CSNOX, CSOSG2E, CSSO2G1, MATS
MI	J H Campbell	1710	1	########	8	1	225	623.5	Measured	0.281	Calculated	232.9	Measured	0.105	Calculated	346.5	Measured	0.156	Measured	2220.9	Measured	Coal	Tangentially-fired	Dry Sorbent Injection	Low NOx Burner Technology w/ Closed-coupled/Separated OFA	Baghouse	Halogenated PAC Sorbent Injection	ARP, CSNOX, CSOSG2E, CSSO2G1, MATS
MI	J H Campbell	1710	1	########	9	1	225	629.7	Measured	0.287	Calculated	230.2	Measured	0.105	Calculated	344.6	Measured	0.157	Measured	2194.6	Measured	Coal	Tangentially-fired	Dry Sorbent Injection	Low NOx Burner Technology w/ Closed-coupled/Separated OFA	Baghouse	Halogenated PAC Sorbent Injection	ARP, CSNOX, CSOSG2E, CSSO2G1, MATS
MI	J H Campbell	1710	1	########	10	1	224	627.6	Measured	0.286	Calculated	230.3	Measured	0.105	Calculated	340.3	Measured	0.155	Measured	2195.4	Measured	Coal	Tangentially-fired	Dry Sorbent Injection	Low NOx Burner Technology w/ Closed-coupled/Separated OFA	Baghouse	Halogenated PAC Sorbent Injection	ARP, CSNOX, CSOSG2E, CSSO2G1, MATS
MI	J H Campbell	1710	1	########	11	1	225	617.9	Measured	0.278	Calculated	232.8	Measured	0.105	Calculated	333	Measured	0.15	Measured	2219.8	Measured	Coal	Tangentially-fired	Dry Sorbent Injection	Low NOx Burner Technology w/ Closed-coupled/Separated OFA	Baghouse	Halogenated PAC Sorbent Injection	ARP, CSNOX, CSOSG2E, CSSO2G1, MATS
MI	J H Campbell	1710	1	########	12	1	224	615.5	Measured	0.278	Calculated	232.4	Measured	0.105	Calculated	343.4	Measured	0.155	Measured	2215.6	Measured	Coal	Tangentially-fired	Dry Sorbent Injection	Low NOx Burner Technology w/ Closed-coupled/Separated OFA	Baghouse	Halogenated PAC Sorbent Injection	ARP, CSNOX, CSOSG2E, CSSO2G1, MATS
MI	J H Campbell	1710	1	########	13	1	225	627	Measured	0.282	Calculated	233.3	Measured	0.105	Calculated	344.9	Measured	0.155	Measured	2224.9	Measured	Coal	Tangentially-fired	Dry Sorbent Injection	Low NOx Burner Technology w/ Closed-coupled/Separated OFA	Baghouse	Halogenated PAC Sorbent Injection	ARP, CSNOX, CSOSG2E, CSSO2G1, MATS
MI	J H Campbell	1710	1	########	14	1	225	620.6	Measured	0.282	Calculated	230.7	Measured	0.105	Calculated	347.5	Measured	0.158	Measured	2199.5	Measured	Coal	Tangentially-fired	Dry Sorbent Injection	Low NOx Burner Technology w/ Closed-coupled/Separated OFA	Baghouse	Halogenated PAC Sorbent Injection	ARP, CSNOX, CSOSG2E, CSSO2G1, MATS
MI	J H Campbell	1710	1	########	15	1	224	616.2	Measured	0.276	Calculated	233.7	Measured	0.105	Calculated	347.7	Measured	0.156	Measured	2228.7	Measured	Coal	Tangentially-fired	Dry Sorbent Injection	Low NOx Burner Technology w/ Closed-coupled/Separated OFA	Baghouse	Halogenated PAC Sorbent Injection	ARP, CSNOX, CSOSG2E, CSSO2G1, MATS
MI	J H Campbell	1710	1	########	16	1	225	628.7	Measured	0.282	Calculated	233.5	Measured	0.105	Calculated	345.2	Measured	0.155	Measured	2226.8	Measured	Coal	Tangentially-fired	Dry Sorbent Injection	Low NOx Burner Technology w/ Closed-coupled/Separated OFA	Baghouse	Halogenated PAC Sorbent Injection	ARP, CSNOX, CSOSG2E, CSSO2G1, MATS
MI	J H Campbell	1710	1	########	17	1	224	636.5	Measured	0.289	Calculated	231.1	Measured	0.105	Calculated	341.6	Measured	0.155	Measured	2203.9	Measured	Coal	Tangentially-fired	Dry Sorbent Injection	Low NOx Burner Technology w/ Closed-coupled/Separated OFA	Baghouse	Halogenated PAC Sorbent Injection	ARP, CSNOX, CSOSG2E, CSSO2G1, MATS
MI	J H Campbell	1710	1	########	18	1	225	616.9	Measured	0.278	Calculated	232.7	Measured	0.105	Calculated	339.4	Measured	0.153	Measured	2218.3	Measured	Coal	Tangentially-fired	Dry Sorbent Injection	Low NOx Burner Technology w/ Closed-coupled/Separated OFA	Baghouse	Halogenated PAC Sorbent Injection	ARP, CSNOX, CSOSG2E, CSSO2G1, MATS
MI	J H Campbell	1710	1	########	19	1	225	623.3	Measured	0.282	Calculated	232.2	Measured	0.105	Calculated	334.3	Measured	0.151	Measured	2213.8	Measured	Coal	Tangentially-fired	Dry Sorbent Injection	Low NOx Burner Technology w/ Closed-coupled/Separated OFA	Baghouse	Halogenated PAC Sorbent Injection	ARP, CSNOX, CSOSG2E, CSSO2G1, MATS
MI	J H Campbell	1710	1	########	20	1	224	611.4	Measured	0.277	Calculated	231.2	Measured	0.105	Calculated	332.9	Measured	0.151	Measured	2204.8	Measured	Coal	Tangentially-fired	Dry Sorbent Injection	Low NOx Burner Technology w/ Closed-coupled/Separated OFA	Baghouse	Halogenated PAC Sorbent Injection	ARP, CSNOX, CSOSG2E, CSSO2G1, MATS
MI	J H Campbell	1710	1	########	21	1	224	609.9	Measured	0.274	Calculated	233.4	Measured	0.105	Calculated	347.1	Measured	0.156	Measured	2225.1	Measured	Coal	Tangentially-fired	Dry Sorbent Injection	Low NOx Burner Technology w/ Closed-coupled/Separated OFA	Baghouse	Halogenated PAC Sorbent Injection	ARP, CSNOX, CSOSG2E, CSSO2G1, MATS
MI	J H Campbell	1710	1	########	22	1	225	613.6	Measured	0.276	Calculated	233.4	Measured	0.105	Calculated	347.2	Measured	0.156	Measured	2225.8	Measured	Coal	Tangentially-fired	Dry Sorbent Injection	Low NOx Burner Technology w/ Closed-coupled/Separated OFA	Baghouse	Halogenated PAC Sorbent Injection	ARP, CSNOX, CSOSG2E, CSSO2G1, MATS
MI	J H Campbell	1710	1	########	23	1	225	618.7	Measured	0.277	Calculated	234.5	Measured	0.105	Calculated	339.8	Measured	0.152	Measured	2235.6	Measured	Coal	Tangentially-fired	Dry Sorbent Injection	Low NOx Burner Technology w/ Closed-coupled/Separated OFA	Baghouse	Halogenated PAC Sorbent Injection	ARP, CSNOX, CSOSG2E, CSSO2G1, MATS
MI	J H Campbell	1710	2	6/1/2025	0	0																Coal	Cell burner boiler	Dry Sorbent Injection	Low NOx Cell Burner|Selective Catalytic Reduction	Baghouse	Halogenated PAC Sorbent Injection	ARP, CSNOX, CSOSG2E, CSSO2G1, MATS
MI	J H Campbell	1710	2	6/1/2025	1	0																Coal	Cell burner boiler	Dry Sorbent Injection	Low NOx Cell Burner|Selective Catalytic Reduction	Baghouse	Halogenated PAC Sorbent Injection	ARP, CSNOX, CSOSG2E, CSSO2G1, MATS
MI	J H Campbell	1710	2	6/1/2025	2	0																Coal	Cell burner boiler	Dry Sorbent Injection	Low NOx Cell Burner|Selective Catalytic Reduction	Baghouse	Halogenated PAC Sorbent Injection	ARP, CSNOX, CSOSG2E, CSSO2G1, MATS
MI	J H Campbell	1710	2	6/1/2025	3	0																Coal	Cell burner boiler	Dry Sorbent Injection	Low NOx Cell Burner|Selective Catalytic Reduction	Baghouse	Halogenated PAC Sorbent Injection	ARP, CSNOX, CSOSG2E, CSSO2G1, MATS
MI	J H Campbell	1710	2	6/1/2025	4	0																Coal	Cell burner boiler	Dry Sorbent Injection	Low NOx Cell Burner|Selective Catalytic Reduction	Baghouse	Halogenated PAC Sorbent Injection	ARP, CSNOX, CSOSG2E, CSSO2G1, MATS
MI	J H Campbell	1710	2	6/1/2025	5	0																Coal	Cell burner boiler	Dry Sorbent Injection	Low NOx Cell Burner|Selective Catalytic Reduction	Baghouse	Halogenated PAC Sorbent Injection	ARP, CSNOX, CSOSG2E, CSSO2G1, MATS
MI	J H Campbell	1710	2	6/1/2025	6	0																Coal	Cell burner boiler	Dry Sorbent Injection	Low NOx Cell Burner|Selective Catalytic Reduction	Baghouse	Halogenated PAC Sorbent Injection	ARP, CSNOX, CSOSG2E, CSSO2G1, MATS
MI	J H Campbell	1710	2	6/1/2025	7	0																Coal	Cell burner boiler	Dry Sorbent Injection	Low NOx Cell Burner|Selective Catalytic Reduction	Baghouse	Halogenated PAC Sorbent Injection	ARP, CSNOX, CSOSG2E, CSSO2G1, MATS
MI	J H Campbell	1710	2	6/1/2025	8	0																Coal	Cell burner boiler	Dry Sorbent Injection	Low NOx Cell Burner|Selective Catalytic Reduction	Baghouse	Halogenated PAC Sorbent Injection	ARP, CSNOX, CSOSG2E, CSSO2G1, MATS
MI	J H Campbell	1710	2	6/1/2025	9	0																Coal	Cell burner boiler	Dry Sorbent Injection	Low NOx Cell Burner|Selective Catalytic Reduction	Baghouse	Halogenated PAC Sorbent Injection	ARP, CSNOX, CSOSG2E, CSSO2G1, MATS
MI	J H Campbell	1710	2	6/1/2025	10	0																Coal	Cell burner boiler	Dry Sorbent Injection	Low NOx Cell Burner|Selective Catalytic Reduction	Baghouse	Halogenated PAC Sorbent Injection	ARP, CSNOX, CSOSG2E, CSSO2G1, MATS
MI	J H Campbell	1710	2	6/1/2025	11	0																Coal	Cell burner boiler	Dry Sorbent Injection	Low NOx Cell Burner|Selective Catalytic Reduction	Baghouse	Halogenated PAC Sorbent Injection	ARP, CSNOX, CSOSG2E, CSSO2G1, MATS
MI	J H Campbell	1710	2	6/1/2025	12	0																Coal	Cell burner boiler	Dry Sorbent Injection	Low NOx Cell Burner|Selective Catalytic Reduction	Baghouse	Halogenated PAC Sorbent Injection	ARP, CSNOX, CSOSG2E, CSSO2G1, MATS
MI	J H Campbell	1710	2	6/1/2025	13	0																Coal	Cell burner boiler	Dry Sorbent Injection	Low NOx Cell Burner|Selective Catalytic Reduction	Baghouse	Halogenated PAC Sorbent Injection	ARP, CSNOX, CSOSG2E, CSSO2G1, MATS
MI	J H Campbell	1710	2	6/1/2025	14	0																Coal	Cell burner boiler	Dry Sorbent Injection	Low NOx Cell Burner|Selective Catalytic Reduction	Baghouse	Halogenated PAC Sorbent Injection	ARP, CSNOX, CSOSG2E, CSSO2G1, MATS
MI	J H Campbell	1710	2	6/1/2025	15	0																Coal	Cell burner boiler	Dry Sorbent Injection	Low NOx Cell Burner|Selective Catalytic Reduction	Baghouse	Halogenated PAC Sorbent Injection	ARP, CSNOX, CSOSG2E, CSSO2G1, MATS
MI	J H Campbell	1710	2	6/1/2025	16	0																Coal	Cell burner boiler	Dry Sorbent Injection	Low NOx Cell Burner|Selective Catalytic Reduction	Baghouse	Halogenated PAC Sorbent Injection	ARP, CSNOX, CSOSG2E, CSSO2G1, MATS
MI	J H Campbell	1710	2	6/1/2025	17	0																Coal	Cell burner boiler	Dry Sorbent Injection	Low NOx Cell Burner|Selective Catalytic Reduction	Baghouse	Halogenated PAC Sorbent Injection	ARP, CSNOX, CSOSG2E, CSSO2G1, MATS
MI	J H Campbell	1710	2	6/1/2025	18	0																Coal	Cell burner boiler	Dry Sorbent Injection	Low NOx Cell Burner|Selective Catalytic Reduction	Baghouse	Halogenated PAC Sorbent Injection	ARP, CSNOX, CSOSG2E, CSSO2G1, MATS
MI	J H Campbell	1710	2	6/1/2025	19	0																Coal	Cell burner boiler	Dry Sorbent Injection	Low NOx Cell Burner|Selective Catalytic Reduction	Baghouse	Halogenated PAC Sorbent Injection	ARP, CSNOX, CSOSG2E, CSSO2G1, MATS
MI	J H Campbell	1710	2	6/1/2025	20	0																Coal	Cell burner boiler	Dry Sorbent Injection	Low NOx Cell Burner|Selective Catalytic Reduction	Baghouse	Halogenated PAC Sorbent Injection	ARP, CSNOX, CSOSG2E, CSSO2G1, MATS
MI	J H Campbell	1710	2	6/1/2025	21	0																Coal	Cell burner boiler	Dry Sorbent Injection	Low NOx Cell Burner|Selective Catalytic Reduction	Baghouse	Halogenated PAC Sorbent Injection	ARP, CSNOX, CSOSG2E, CSSO2G1, MATS
MI	J H Campbell	1710	2	6/1/2025	22	0																Coal	Cell burner boiler	Dry Sorbent Injection	Low NOx Cell Burner|Selective Catalytic Reduction	Baghouse	Halogenated PAC Sorbent Injection	ARP, CSNOX, CSOSG2E, CSSO2G1, MATS
MI	J H Campbell	1710	2	6/1/2025	23	0																Coal	Cell burner boiler	Dry Sorbent Injection	Low NOx Cell Burner|Selective Catalytic Reduction	Baghouse	Halogenated PAC Sorbent Injection	ARP, CSNOX, CSOSG2E, CSSO2G1, MATS
MI	J H Campbell	1710	2	6/2/2025	0	0																Coal	Cell burner boiler	Dry Sorbent Injection	Low NOx Cell Burner|Selective Catalytic Reduction	Baghouse	Halogenated PAC Sorbent Injection	ARP, CSNOX, CSOSG2E, CSSO2G1, MATS
MI	J H Campbell	1710	2	6/2/2025	1	0																Coal	Cell burner boiler	Dry Sorbent Injection	Low NOx Cell Burner|Selective Catalytic Reduction	Baghouse	Halogenated PAC Sorbent Injection	ARP, CSNOX, CSOSG2E, CSSO2G1, MATS
MI	J H Campbell	1710	2	6/2/2025	2	0																Coal	Cell burner boiler	Dry Sorbent Injection	Low NOx Cell Burner|Selective Catalytic Reduction	Baghouse	Halogenated PAC Sorbent Injection	ARP, CSNOX, CSOSG2E, CSSO2G1, MATS
MI	J H Campbell	1710	2	6/2/2025	3	0																Coal	Cell burner boiler	Dry Sorbent Injection	Low NOx Cell Burner|Selective Catalytic Reduction	Baghouse	Halogenated PAC Sorbent Injection	ARP, CSNOX, CSOSG2E, CSSO2G1, MATS
MI	J H Campbell	1710	2	6/2/2025	4	0																Coal	Cell burner boiler	Dry Sorbent Injection	Low NOx Cell Burner|Selective Catalytic Reduction	Baghouse	Halogenated PAC Sorbent Injection	ARP, CSNOX, CSOSG2E, CSSO2G1, MATS
MI	J H Campbell	1710	2	6/2/2025	5	0																Coal	Cell burner boiler	Dry Sorbent Injection	Low NOx Cell Burner|Selective Catalytic Reduction	Baghouse	Halogenated PAC Sorbent Injection	ARP, CSNOX, CSOSG2E, CSSO2G1, MATS
MI	J H Campbell	1710	2	6/2/2025	6	0																Coal	Cell burner boiler	Dry Sorbent Injection	Low NOx Cell Burner|Selective Catalytic Reduction	Baghouse	Halogenated PAC Sorbent Injection	ARP, CSNOX, CSOSG2E, CSSO2G1, MATS
MI	J H Campbell	1710	2	6/2/2025	7	0																Coal	Cell burner boiler	Dry Sorbent Injection	Low NOx Cell Burner|Selective Catalytic Reduction	Baghouse	Halogenated PAC Sorbent Injection	ARP, CSNOX, CSOSG2E, CSSO2G1, MATS
MI	J H Campbell	1710	2	6/2/2025	8	0																Coal	Cell burner boiler	Dry Sorbent Injection	Low NOx Cell Burner|Selective Catalytic Reduction	Baghouse	Halogenated PAC Sorbent Injection	ARP, CSNOX, CSOSG2E, CSSO2G1, MATS
MI	J H Campbell	1710	2	6/2/2025	9	0																Coal	Cell burner boiler	Dry Sorbent Injection	Low NOx Cell Burner|Selective Catalytic Reduction	Baghouse	Halogenated PAC Sorbent Injection	ARP, CSNOX, CSOSG2E, CSSO2G1, MATS
MI	J H Campbell	1710	2	6/2/2025	10	0																Coal	Cell burner boiler	Dry Sorbent Injection	Low NOx Cell Burner|Selective Catalytic Reduction	Baghouse	Halogenated PAC Sorbent Injection	ARP, CSNOX, CSOSG2E, CSSO2G1, MATS
MI	J H Campbell	1710	2	6/2/2025	11	0																Coal	Cell burner boiler	Dry Sorbent Injection	Low NOx Cell Burner|Selective Catalytic Reduction	Baghouse	Halogenated PAC Sorbent Injection	ARP, CSNOX, CSOSG2E, CSSO2G1, MATS
MI	J H Campbell	1710	2	6/2/2025	12	0																Coal	Cell burner boiler	Dry Sorbent Injection	Low NOx Cell Burner|Selective Catalytic Reduction	Baghouse	Halogenated PAC Sorbent Injection	ARP, CSNOX, CSOSG2E, CSSO2G1, MATS
MI	J H Campbell	1710	2	6/2/2025	13	0																Coal	Cell burner boiler	Dry Sorbent Injection	Low NOx Cell Burner|Selective Catalytic Reduction	Baghouse	Halogenated PAC Sorbent Injection	ARP, CSNOX, CSOSG2E, CSSO2G1, MATS
MI	J H Campbell	1710	2	6/2/2025	14	0																Coal	Cell burner boiler	Dry Sorbent Injection	Low NOx Cell Burner|Selective Catalytic Reduction	Baghouse	Halogenated PAC Sorbent Injection	ARP, CSNOX, CSOSG2E, CSSO2G1, MATS
MI	J H Campbell	1710	2	6/2/2025	15	0																Coal	Cell burner boiler	Dry Sorbent Injection	Low NOx Cell Burner|Selective Catalytic Reduction	Baghouse	Halogenated PAC Sorbent Injection	ARP, CSNOX, CSOSG2E, CSSO2G1, MATS
MI	J H Campbell	1710	2	6/2/2025	16	0																Coal	Cell burner boiler	Dry Sorbent Injection	Low NOx Cell Burner|Selective Catalytic Reduction	Baghouse	Halogenated PAC Sorbent Injection	ARP, CSNOX, CSOSG2E, CSSO2G1, MATS
MI	J H Campbell	1710	2	6/2/2025	17	0																Coal	Cell burner boiler	Dry Sorbent Injection	Low NOx Cell Burner|Selective Catalytic Reduction	Baghouse	Halogenated PAC Sorbent Injection	ARP, CSNOX, CSOSG2E, CSSO2G1, MATS
MI	J H Campbell	1710	2	6/2/2025	18	0																Coal	Cell burner boiler	Dry Sorbent Injection	Low NOx Cell Burner|Selective Catalytic Reduction	Baghouse	Halogenated PAC Sorbent Injection	ARP, CSNOX, CSOSG2E, CSSO2G1, MATS
MI	J H Campbell	1710	2	6/2/2025	19	0																Coal	Cell burner boiler	Dry Sorbent Injection	Low NOx Cell Burner|Selective Catalytic Reduction	Baghouse	Halogenated PAC Sorbent Injection	ARP, CSNOX, CSOSG2E, CSSO2G1, MATS
MI	J H Campbell	1710	2	6/2/2025	20	0																Coal	Cell burner boiler	Dry Sorbent Injection	Low NOx Cell Burner|Selective Catalytic Reduction	Baghouse	Halogenated PAC Sorbent Injection	ARP, CSNOX, CSOSG2E, CSSO2G1, MATS
MI	J H Campbell	1710	2	6/2/2025	21	0																Coal	Cell burner boiler	Dry Sorbent Injection	Low NOx Cell Burner|Selective Catalytic Reduction	Baghouse	Halogenated PAC Sorbent Injection	ARP, CSNOX, CSOSG2E, CSSO2G1, MATS
MI	J H Campbell	1710	2	6/2/2025	22	0																Coal	Cell burner boiler	Dry Sorbent Injection	Low NOx Cell Burner|Selective Catalytic Reduction	Baghouse	Halogenated PAC Sorbent Injection	ARP, CSNOX, CSOSG2E, CSSO2G1, MATS
MI	J H Campbell	1710	2	6/2/2025	23	0																Coal	Cell burner boiler	Dry Sorbent Injection	Low NOx Cell Burner|Selective Catalytic Reduction	Baghouse	Halogenated PAC Sorbent Injection	ARP, CSNOX, CSOSG2E, CSSO2G1, MATS
MI	J H Campbell	1710	2	6/3/2025	0	0																Coal	Cell burner boiler	Dry Sorbent Injection	Low NOx Cell Burner|Selective Catalytic Reduction	Baghouse	Halogenated PAC Sorbent Injection	ARP, CSNOX, CSOSG2E, CSSO2G1, MATS
MI	J H Campbell	1710	2	6/3/2025	1	0																Coal	Cell burner boiler	Dry Sorbent Injection	Low NOx Cell Burner|Selective Catalytic Reduction	Baghouse	Halogenated PAC Sorbent Injection	ARP, CSNOX, CSOSG2E, CSSO2G1, MATS
MI	J H Campbell	1710	2	6/3/2025	2	0																Coal	Cell burner boiler	Dry Sorbent Injection	Low NOx Cell Burner|Selective Catalytic Reduction	Baghouse	Halogenated PAC Sorbent Injection	ARP, CSNOX, CSOSG2E, CSSO2G1, MATS
MI	J H Campbell	1710	2	6/3/2025	3	0																Coal	Cell burner boiler	Dry Sorbent Injection	Low NOx Cell Burner|Selective Catalytic Reduction	Baghouse	Halogenated PAC Sorbent Injection	ARP, CSNOX, CSOSG2E, CSSO2G1, MATS
MI	J H Campbell	1710	2	6/3/2025	4	0																Coal	Cell burner boiler	Dry Sorbent Injection	Low NOx Cell Burner|Selective Catalytic Reduction	Baghouse	Halogenated PAC Sorbent Injection	ARP, CSNOX, CSOSG2E, CSSO2G1, MATS
MI	J H Campbell	1710	2	6/3/2025	5	0																Coal	Cell burner boiler	Dry Sorbent Injection	Low NOx Cell Burner|Selective Catalytic Reduction	Baghouse	Halogenated PAC Sorbent Injection	ARP, CSNOX, CSOSG2E, CSSO2G1, MATS
MI	J H Campbell	1710	2	6/3/2025	6	0																Coal	Cell burner boiler	Dry Sorbent Injection	Low NOx Cell Burner|Selective Catalytic Reduction	Baghouse	Halogenated PAC Sorbent Injection	ARP, CSNOX, CSOSG2E, CSSO2G1, MATS
MI	J H Campbell	1710	2	6/3/2025	7	0																Coal	Cell burner boiler	Dry Sorbent Injection	Low NOx Cell Burner|Selective Catalytic Reduction	Baghouse	Halogenated PAC Sorbent Injection	ARP, CSNOX, CSOSG2E, CSSO2G1, MATS
MI	J H Campbell	1710	2	6/3/2025	8	0																Coal	Cell burner boiler	Dry Sorbent Injection	Low NOx Cell Burner|Selective Catalytic Reduction	Baghouse	Halogenated PAC Sorbent Injection	ARP, CSNOX, CSOSG2E, CSSO2G1, MATS
MI	J H Campbell	1710	2	6/3/2025	9	0																Coal	Cell burner boiler	Dry Sorbent Injection	Low NOx Cell Burner|Selective Catalytic Reduction	Baghouse	Halogenated PAC Sorbent Injection	ARP, CSNOX, CSOSG2E, CSSO2G1, MATS
MI	J H Campbell	1710	2	6/3/2025	10	0																Coal	Cell burner boiler	Dry Sorbent Injection	Low NOx Cell Burner|Selective Catalytic Reduction	Baghouse	Halogenated PAC Sorbent Injection	ARP, CSNOX, CSOSG2E, CSSO2G1, MATS
MI	J H Campbell	1710	2	6/3/2025	11	0																Coal	Cell burner boiler	Dry Sorbent Injection	Low NOx Cell Burner|Selective Catalytic Reduction	Baghouse	Halogenated PAC Sorbent Injection	ARP, CSNOX, CSOSG2E, CSSO2G1, MATS
MI	J H Campbell	1710	2	6/3/2025	12	0																Coal	Cell burner boiler	Dry Sorbent Injection	Low NOx Cell Burner|Selective Catalytic Reduction	Baghouse	Halogenated PAC Sorbent Injection	ARP, CSNOX, CSOSG2E, CSSO2G1, MATS
MI	J H Campbell	1710	2	6/3/2025	13	0																Coal	Cell burner boiler	Dry Sorbent Injection	Low NOx Cell Burner|Selective Catalytic Reduction	Baghouse	Halogenated PAC Sorbent Injection	ARP, CSNOX, CSOSG2E, CSSO2G1, MATS
MI	J H Campbell	1710	2	6/3/2025	14	0																Coal	Cell burner boiler	Dry Sorbent Injection	Low NOx Cell Burner|Selective Catalytic Reduction	Baghouse	Halogenated PAC Sorbent Injection	ARP, CSNOX, CSOSG2E, CSSO2G1, MATS
MI	J H Campbell	1710	2	6/3/2025	15	0																Coal	Cell burner boiler	Dry Sorbent Injection	Low NOx Cell Burner|Selective Catalytic Reduction	Baghouse	Halogenated PAC Sorbent Injection	ARP, CSNOX, CSOSG2E, CSSO2G1, MATS
MI	J H Campbell	1710	2	6/3/2025	16	0																Coal	Cell burner boiler	Dry Sorbent Injection	Low NOx Cell Burner|Selective Catalytic Reduction	Baghouse	Halogenated PAC Sorbent Injection	ARP, CSNOX, CSOSG2E, CSSO2G1, MATS
MI	J H Campbell	1710	2	6/3/2025	17	0																Coal	Cell burner boiler	Dry Sorbent Injection	Low NOx Cell Burner|Selective Catalytic Reduction	Baghouse	Halogenated PAC Sorbent Injection	ARP, CSNOX, CSOSG2E, CSSO2G1, MATS
MI	J H Campbell	1710	2	6/3/2025	18	0																Coal	Cell burner boiler	Dry Sorbent Injection	Low NOx Cell Burner|Selective Catalytic Reduction	Baghouse	Halogenated PAC Sorbent Injection	ARP, CSNOX, CSOSG2E, CSSO2G1, MATS
MI	J H Campbell	1710	2	6/3/2025	19	0																Coal	Cell burner boiler	Dry Sorbent Injection	Low NOx Cell Burner|Selective Catalytic Reduction	Baghouse	Halogenated PAC Sorbent Injection	ARP, CSNOX, CSOSG2E, CSSO2G1, MATS
MI	J H Campbell	1710	2	6/3/2025	20	0																Coal	Cell burner boiler	Dry Sorbent Injection	Low NOx Cell Burner|Selective Catalytic Reduction	Baghouse	Halogenated PAC Sorbent Injection	ARP, CSNOX, CSOSG2E, CSSO2G1, MATS
MI	J H Campbell	1710	2	6/3/2025	21	0																Coal	Cell burner boiler	Dry Sorbent Injection	Low NOx Cell Burner|Selective Catalytic

MI	J H Campbell	1710	2	6/5/2025	0	0	Coal	Cell burner boiler	Dry Sorbent Injection	Low NOx Cell Burner|Selective Catalytic Reduction	Baghouse	Halogenated PAC Sorbent Injection	ARP, CSNOX, CSOSG2E, CSSO2G1, MATS
MI	J H Campbell	1710	2	6/5/2025	1	0	Coal	Cell burner boiler	Dry Sorbent Injection	Low NOx Cell Burner|Selective Catalytic Reduction	Baghouse	Halogenated PAC Sorbent Injection	ARP, CSNOX, CSOSG2E, CSSO2G1, MATS
MI	J H Campbell	1710	2	6/5/2025	2	0	Coal	Cell burner boiler	Dry Sorbent Injection	Low NOx Cell Burner|Selective Catalytic Reduction	Baghouse	Halogenated PAC Sorbent Injection	ARP, CSNOX, CSOSG2E, CSSO2G1, MATS
MI	J H Campbell	1710	2	6/5/2025	3	0	Coal	Cell burner boiler	Dry Sorbent Injection	Low NOx Cell Burner|Selective Catalytic Reduction	Baghouse	Halogenated PAC Sorbent Injection	ARP, CSNOX, CSOSG2E, CSSO2G1, MATS
MI	J H Campbell	1710	2	6/5/2025	4	0	Coal	Cell burner boiler	Dry Sorbent Injection	Low NOx Cell Burner|Selective Catalytic Reduction	Baghouse	Halogenated PAC Sorbent Injection	ARP, CSNOX, CSOSG2E, CSSO2G1, MATS
MI	J H Campbell	1710	2	6/5/2025	5	0	Coal	Cell burner boiler	Dry Sorbent Injection	Low NOx Cell Burner|Selective Catalytic Reduction	Baghouse	Halogenated PAC Sorbent Injection	ARP, CSNOX, CSOSG2E, CSSO2G1, MATS
MI	J H Campbell	1710	2	6/5/2025	6	0	Coal	Cell burner boiler	Dry Sorbent Injection	Low NOx Cell Burner|Selective Catalytic Reduction	Baghouse	Halogenated PAC Sorbent Injection	ARP, CSNOX, CSOSG2E, CSSO2G1, MATS
MI	J H Campbell	1710	2	6/5/2025	7	0	Coal	Cell burner boiler	Dry Sorbent Injection	Low NOx Cell Burner|Selective Catalytic Reduction	Baghouse	Halogenated PAC Sorbent Injection	ARP, CSNOX, CSOSG2E, CSSO2G1, MATS
MI	J H Campbell	1710	2	6/5/2025	8	0	Coal	Cell burner boiler	Dry Sorbent Injection	Low NOx Cell Burner|Selective Catalytic Reduction	Baghouse	Halogenated PAC Sorbent Injection	ARP, CSNOX, CSOSG2E, CSSO2G1, MATS
MI	J H Campbell	1710	2	6/5/2025	9	0	Coal	Cell burner boiler	Dry Sorbent Injection	Low NOx Cell Burner|Selective Catalytic Reduction	Baghouse	Halogenated PAC Sorbent Injection	ARP, CSNOX, CSOSG2E, CSSO2G1, MATS
MI	J H Campbell	1710	2	6/5/2025	10	0	Coal	Cell burner boiler	Dry Sorbent Injection	Low NOx Cell Burner|Selective Catalytic Reduction	Baghouse	Halogenated PAC Sorbent Injection	ARP, CSNOX, CSOSG2E, CSSO2G1, MATS
MI	J H Campbell	1710	2	6/5/2025	11	0	Coal	Cell burner boiler	Dry Sorbent Injection	Low NOx Cell Burner|Selective Catalytic Reduction	Baghouse	Halogenated PAC Sorbent Injection	ARP, CSNOX, CSOSG2E, CSSO2G1, MATS
MI	J H Campbell	1710	2	6/5/2025	12	0	Coal	Cell burner boiler	Dry Sorbent Injection	Low NOx Cell Burner|Selective Catalytic Reduction	Baghouse	Halogenated PAC Sorbent Injection	ARP, CSNOX, CSOSG2E, CSSO2G1, MATS
MI	J H Campbell	1710	2	6/5/2025	13	0	Coal	Cell burner boiler	Dry Sorbent Injection	Low NOx Cell Burner|Selective Catalytic Reduction	Baghouse	Halogenated PAC Sorbent Injection	ARP, CSNOX, CSOSG2E, CSSO2G1, MATS
MI	J H Campbell	1710	2	6/5/2025	14	0	Coal	Cell burner boiler	Dry Sorbent Injection	Low NOx Cell Burner|Selective Catalytic Reduction	Baghouse	Halogenated PAC Sorbent Injection	ARP, CSNOX, CSOSG2E, CSSO2G1, MATS
MI	J H Campbell	1710	2	6/5/2025	15	0	Coal	Cell burner boiler	Dry Sorbent Injection	Low NOx Cell Burner|Selective Catalytic Reduction	Baghouse	Halogenated PAC Sorbent Injection	ARP, CSNOX, CSOSG2E, CSSO2G1, MATS
MI	J H Campbell	1710	2	6/5/2025	16	0	Coal	Cell burner boiler	Dry Sorbent Injection	Low NOx Cell Burner|Selective Catalytic Reduction	Baghouse	Halogenated PAC Sorbent Injection	ARP, CSNOX, CSOSG2E, CSSO2G1, MATS
MI	J H Campbell	1710	2	6/5/2025	17	0	Coal	Cell burner boiler	Dry Sorbent Injection	Low NOx Cell Burner|Selective Catalytic Reduction	Baghouse	Halogenated PAC Sorbent Injection	ARP, CSNOX, CSOSG2E, CSSO2G1, MATS
MI	J H Campbell	1710	2	6/5/2025	18	0	Coal	Cell burner boiler	Dry Sorbent Injection	Low NOx Cell Burner|Selective Catalytic Reduction	Baghouse	Halogenated PAC Sorbent Injection	ARP, CSNOX, CSOSG2E, CSSO2G1, MATS
MI	J H Campbell	1710	2	6/5/2025	19	0	Coal	Cell burner boiler	Dry Sorbent Injection	Low NOx Cell Burner|Selective Catalytic Reduction	Baghouse	Halogenated PAC Sorbent Injection	ARP, CSNOX, CSOSG2E, CSSO2G1, MATS
MI	J H Campbell	1710	2	6/5/2025	20	0	Coal	Cell burner boiler	Dry Sorbent Injection	Low NOx Cell Burner|Selective Catalytic Reduction	Baghouse	Halogenated PAC Sorbent Injection	ARP, CSNOX, CSOSG2E, CSSO2G1, MATS
MI	J H Campbell	1710	2	6/5/2025	21	0	Coal	Cell burner boiler	Dry Sorbent Injection	Low NOx Cell Burner|Selective Catalytic Reduction	Baghouse	Halogenated PAC Sorbent Injection	ARP, CSNOX, CSOSG2E, CSSO2G1, MATS
MI	J H Campbell	1710	2	6/5/2025	22	0	Coal	Cell burner boiler	Dry Sorbent Injection	Low NOx Cell Burner|Selective Catalytic Reduction	Baghouse	Halogenated PAC Sorbent Injection	ARP, CSNOX, CSOSG2E, CSSO2G1, MATS
MI	J H Campbell	1710	2	6/5/2025	23	0	Coal	Cell burner boiler	Dry Sorbent Injection	Low NOx Cell Burner|Selective Catalytic Reduction	Baghouse	Halogenated PAC Sorbent Injection	ARP, CSNOX, CSOSG2E, CSSO2G1, MATS
MI	J H Campbell	1710	2	6/6/2025	0	0	Coal	Cell burner boiler	Dry Sorbent Injection	Low NOx Cell Burner|Selective Catalytic Reduction	Baghouse	Halogenated PAC Sorbent Injection	ARP, CSNOX, CSOSG2E, CSSO2G1, MATS
MI	J H Campbell	1710	2	6/6/2025	1	0	Coal	Cell burner boiler	Dry Sorbent Injection	Low NOx Cell Burner|Selective Catalytic Reduction	Baghouse	Halogenated PAC Sorbent Injection	ARP, CSNOX, CSOSG2E, CSSO2G1, MATS
MI	J H Campbell	1710	2	6/6/2025	2	0	Coal	Cell burner boiler	Dry Sorbent Injection	Low NOx Cell Burner|Selective Catalytic Reduction	Baghouse	Halogenated PAC Sorbent Injection	ARP, CSNOX, CSOSG2E, CSSO2G1, MATS
MI	J H Campbell	1710	2	6/6/2025	3	0	Coal	Cell burner boiler	Dry Sorbent Injection	Low NOx Cell Burner|Selective Catalytic Reduction	Baghouse	Halogenated PAC Sorbent Injection	ARP, CSNOX, CSOSG2E, CSSO2G1, MATS
MI	J H Campbell	1710	2	6/6/2025	4	0	Coal	Cell burner boiler	Dry Sorbent Injection	Low NOx Cell Burner|Selective Catalytic Reduction	Baghouse	Halogenated PAC Sorbent Injection	ARP, CSNOX, CSOSG2E, CSSO2G1, MATS
MI	J H Campbell	1710	2	6/6/2025	5	0	Coal	Cell burner boiler	Dry Sorbent Injection	Low NOx Cell Burner|Selective Catalytic Reduction	Baghouse	Halogenated PAC Sorbent Injection	ARP, CSNOX, CSOSG2E, CSSO2G1, MATS
MI	J H Campbell	1710	2	6/6/2025	6	0	Coal	Cell burner boiler	Dry Sorbent Injection	Low NOx Cell Burner|Selective Catalytic Reduction	Baghouse	Halogenated PAC Sorbent Injection	ARP, CSNOX, CSOSG2E, CSSO2G1, MATS
MI	J H Campbell	1710	2	6/6/2025	7	0	Coal	Cell burner boiler	Dry Sorbent Injection	Low NOx Cell Burner|Selective Catalytic Reduction	Baghouse	Halogenated PAC Sorbent Injection	ARP, CSNOX, CSOSG2E, CSSO2G1, MATS
MI	J H Campbell	1710	2	6/6/2025	8	0	Coal	Cell burner boiler	Dry Sorbent Injection	Low NOx Cell Burner|Selective Catalytic Reduction	Baghouse	Halogenated PAC Sorbent Injection	ARP, CSNOX, CSOSG2E, CSSO2G1, MATS
MI	J H Campbell	1710	2	6/6/2025	9	0	Coal	Cell burner boiler	Dry Sorbent Injection	Low NOx Cell Burner|Selective Catalytic Reduction	Baghouse	Halogenated PAC Sorbent Injection	ARP, CSNOX, CSOSG2E, CSSO2G1, MATS
MI	J H Campbell	1710	2	6/6/2025	10	0	Coal	Cell burner boiler	Dry Sorbent Injection	Low NOx Cell Burner|Selective Catalytic Reduction	Baghouse	Halogenated PAC Sorbent Injection	ARP, CSNOX, CSOSG2E, CSSO2G1, MATS
MI	J H Campbell	1710	2	6/6/2025	11	0	Coal	Cell burner boiler	Dry Sorbent Injection	Low NOx Cell Burner|Selective Catalytic Reduction	Baghouse	Halogenated PAC Sorbent Injection	ARP, CSNOX, CSOSG2E, CSSO2G1, MATS
MI	J H Campbell	1710	2	6/6/2025	12	0	Coal	Cell burner boiler	Dry Sorbent Injection	Low NOx Cell Burner|Selective Catalytic Reduction	Baghouse	Halogenated PAC Sorbent Injection	ARP, CSNOX, CSOSG2E, CSSO2G1, MATS
MI	J H Campbell	1710	2	6/6/2025	13	0	Coal	Cell burner boiler	Dry Sorbent Injection	Low NOx Cell Burner|Selective Catalytic Reduction	Baghouse	Halogenated PAC Sorbent Injection	ARP, CSNOX, CSOSG2E, CSSO2G1, MATS
MI	J H Campbell	1710	2	6/6/2025	14	0	Coal	Cell burner boiler	Dry Sorbent Injection	Low NOx Cell Burner|Selective Catalytic Reduction	Baghouse	Halogenated PAC Sorbent Injection	ARP, CSNOX, CSOSG2E, CSSO2G1, MATS
MI	J H Campbell	1710	2	6/6/2025	15	0	Coal	Cell burner boiler	Dry Sorbent Injection	Low NOx Cell Burner|Selective Catalytic Reduction	Baghouse	Halogenated PAC Sorbent Injection	ARP, CSNOX, CSOSG2E, CSSO2G1, MATS
MI	J H Campbell	1710	2	6/6/2025	16	0	Coal	Cell burner boiler	Dry Sorbent Injection	Low NOx Cell Burner|Selective Catalytic Reduction	Baghouse	Halogenated PAC Sorbent Injection	ARP, CSNOX, CSOSG2E, CSSO2G1, MATS
MI	J H Campbell	1710	2	6/6/2025	17	0	Coal	Cell burner boiler	Dry Sorbent Injection	Low NOx Cell Burner|Selective Catalytic Reduction	Baghouse	Halogenated PAC Sorbent Injection	ARP, CSNOX, CSOSG2E, CSSO2G1, MATS
MI	J H Campbell	1710	2	6/6/2025	18	0	Coal	Cell burner boiler	Dry Sorbent Injection	Low NOx Cell Burner|Selective Catalytic Reduction	Baghouse	Halogenated PAC Sorbent Injection	ARP, CSNOX, CSOSG2E, CSSO2G1, MATS
MI	J H Campbell	1710	2	6/6/2025	19	0	Coal	Cell burner boiler	Dry Sorbent Injection	Low NOx Cell Burner|Selective Catalytic Reduction	Baghouse	Halogenated PAC Sorbent Injection	ARP, CSNOX, CSOSG2E, CSSO2G1, MATS
MI	J H Campbell	1710	2	6/6/2025	20	0	Coal	Cell burner boiler	Dry Sorbent Injection	Low NOx Cell Burner|Selective Catalytic Reduction	Baghouse	Halogenated PAC Sorbent Injection	ARP, CSNOX, CSOSG2E, CSSO2G1, MATS
MI	J H Campbell	1710	2	6/6/2025	21	0	Coal	Cell burner boiler	Dry Sorbent Injection	Low NOx Cell Burner|Selective Catalytic Reduction	Baghouse	Halogenated PAC Sorbent Injection	ARP, CSNOX, CSOSG2E, CSSO2G1, MATS
MI	J H Campbell	1710	2	6/6/2025	22	0	Coal	Cell burner boiler	Dry Sorbent Injection	Low NOx Cell Burner|Selective Catalytic Reduction	Baghouse	Halogenated PAC Sorbent Injection	ARP, CSNOX, CSOSG2E, CSSO2G1, MATS
MI	J H Campbell	1710	2	6/6/2025	23	0	Coal	Cell burner boiler	Dry Sorbent Injection	Low NOx Cell Burner|Selective Catalytic Reduction	Baghouse	Halogenated PAC Sorbent Injection	ARP, CSNOX, CSOSG2E, CSSO2G1, MATS
MI	J H Campbell	1710	2	6/7/2025	0	0	Coal	Cell burner boiler	Dry Sorbent Injection	Low NOx Cell Burner|Selective Catalytic Reduction	Baghouse	Halogenated PAC Sorbent Injection	ARP, CSNOX, CSOSG2E, CSSO2G1, MATS
MI	J H Campbell	1710	2	6/7/2025	1	0	Coal	Cell burner boiler	Dry Sorbent Injection	Low NOx Cell Burner|Selective Catalytic Reduction	Baghouse	Halogenated PAC Sorbent Injection	ARP, CSNOX, CSOSG2E, CSSO2G1, MATS
MI	J H Campbell	1710	2	6/7/2025	2	0	Coal	Cell burner boiler	Dry Sorbent Injection	Low NOx Cell Burner|Selective Catalytic Reduction	Baghouse	Halogenated PAC Sorbent Injection	ARP, CSNOX, CSOSG2E, CSSO2G1, MATS
MI	J H Campbell	1710	2	6/7/2025	3	0	Coal	Cell burner boiler	Dry Sorbent Injection	Low NOx Cell Burner|Selective Catalytic Reduction	Baghouse	Halogenated PAC Sorbent Injection	ARP, CSNOX, CSOSG2E, CSSO2G1, MATS
MI	J H Campbell	1710	2	6/7/2025	4	0	Coal	Cell burner boiler	Dry Sorbent Injection	Low NOx Cell Burner|Selective Catalytic Reduction	Baghouse	Halogenated PAC Sorbent Injection	ARP, CSNOX, CSOSG2E, CSSO2G1, MATS
MI	J H Campbell	1710	2	6/7/2025	5	0	Coal	Cell burner boiler	Dry Sorbent Injection	Low NOx Cell Burner|Selective Catalytic Reduction	Baghouse	Halogenated PAC Sorbent Injection	ARP, CSNOX, CSOSG2E, CSSO2G1, MATS
MI	J H Campbell	1710	2	6/7/2025	6	0	Coal	Cell burner boiler	Dry Sorbent Injection	Low NOx Cell Burner|Selective Catalytic Reduction	Baghouse	Halogenated PAC Sorbent Injection	ARP, CSNOX, CSOSG2E, CSSO2G1, MATS
MI	J H Campbell	1710	2	6/7/2025	7	0	Coal	Cell burner boiler	Dry Sorbent Injection	Low NOx Cell Burner|Selective Catalytic Reduction	Baghouse	Halogenated PAC Sorbent Injection	ARP, CSNOX, CSOSG2E, CSSO2G1, MATS
MI	J H Campbell	1710	2	6/7/2025	8	0	Coal	Cell burner boiler	Dry Sorbent Injection	Low NOx Cell Burner|Selective Catalytic Reduction	Baghouse	Halogenated PAC Sorbent Injection	ARP, CSNOX, CSOSG2E, CSSO2G1, MATS
MI	J H Campbell	1710	2	6/7/2025	9	0	Coal	Cell burner boiler	Dry Sorbent Injection	Low NOx Cell Burner|Selective Catalytic Reduction	Baghouse	Halogenated PAC Sorbent Injection	ARP, CSNOX, CSOSG2E, CSSO2G1, MATS
MI	J H Campbell	1710	2	6/7/2025	10	0	Coal	Cell burner boiler	Dry Sorbent Injection	Low NOx Cell Burner|Selective Catalytic Reduction	Baghouse	Halogenated PAC Sorbent Injection	ARP, CSNOX, CSOSG2E, CSSO2G1, MATS
MI	J H Campbell	1710	2	6/7/2025	11	0	Coal	Cell burner boiler	Dry Sorbent Injection	Low NOx Cell Burner|Selective Catalytic Reduction	Baghouse	Halogenated PAC Sorbent Injection	ARP, CSNOX, CSOSG2E, CSSO2G1, MATS
MI	J H Campbell	1710	2	6/7/2025	12	0	Coal	Cell burner boiler	Dry Sorbent Injection	Low NOx Cell Burner|Selective Catalytic Reduction	Baghouse	Halogenated PAC Sorbent Injection	ARP, CSNOX, CSOSG2E, CSSO2G1, MATS
MI	J H Campbell	1710	2	6/7/2025	13	0	Coal	Cell burner boiler	Dry Sorbent Injection	Low NOx Cell Burner|Selective Catalytic Reduction	Baghouse	Halogenated PAC Sorbent Injection	ARP, CSNOX, CSOSG2E, CSSO2G1, MATS
MI	J H Campbell	1710	2	6/7/2025	14	0	Coal	Cell burner boiler	Dry Sorbent Injection	Low NOx Cell Burner|Selective Catalytic Reduction	Baghouse	Halogenated PAC Sorbent Injection	ARP, CSNOX, CSOSG2E, CSSO2G1, MATS
MI	J H Campbell	1710	2	6/7/2025	15	0	Coal	Cell burner boiler	Dry Sorbent Injection	Low NOx Cell Burner|Selective Catalytic Reduction	Baghouse	Halogenated PAC Sorbent Injection	ARP, CSNOX, CSOSG2E, CSSO2G1, MATS
MI	J H Campbell	1710	2	6/7/2025	16	0	Coal	Cell burner boiler	Dry Sorbent Injection	Low NOx Cell Burner|Selective Catalytic Reduction	Baghouse	Halogenated PAC Sorbent Injection	ARP, CSNOX, CSOSG2E, CSSO2G1, MATS
MI	J H Campbell	1710	2	6/7/2025	17	0	Coal	Cell burner boiler	Dry Sorbent Injection	Low NOx Cell Burner|Selective Catalytic Reduction	Baghouse	Halogenated PAC Sorbent Injection	ARP, CSNOX, CSOSG2E, CSSO2G1, MATS
MI	J H Campbell	1710	2	6/7/2025	18	0	Coal	Cell burner boiler	Dry Sorbent Injection	Low NOx Cell Burner|Selective Catalytic Reduction	Baghouse	Halogenated PAC Sorbent Injection	ARP, CSNOX, CSOSG2E, CSSO2G1, MATS
MI	J H Campbell	1710	2	6/7/2025	19	0	Coal	Cell burner boiler	Dry Sorbent Injection	Low NOx Cell Burner|Selective Catalytic Reduction	Baghouse	Halogenated PAC Sorbent Injection	ARP, CSNOX, CSOSG2E, CSSO2G1, MATS
MI	J H Campbell	1710	2	6/7/2025	20	0	Coal	Cell burner boiler	Dry Sorbent Injection	Low NOx Cell Burner|Selective Catalytic Reduction	Baghouse	Halogenated PAC Sorbent Injection	ARP, CSNOX, CSOSG2E, CSSO2G1, MATS
MI	J H Campbell	1710	2	6/7/2025	21	0	Coal	Cell burner boiler	Dry Sorbent Injection	Low NOx Cell Burner|Selective Catalytic Reduction	Baghouse	Halogenated PAC Sorbent Injection	ARP, CSNOX, CSOSG2E, CSSO2G1, MATS
MI	J H Campbell	1710	2	6/7/2025	22	0	Coal	Cell burner boiler	Dry Sorbent Injection	Low NOx Cell Burner|Selective Catalytic Reduction	Baghouse	Halogenated PAC Sorbent Injection	ARP, CSNOX, CSOSG2E, CSSO2G1, MATS
MI	J H Campbell	1710	2	6/7/2025	23	0	Coal	Cell burner boiler	Dry Sorbent Injection	Low NOx Cell Burner|Selective Catalytic Reduction	Baghouse	Halogenated PAC Sorbent Injection	ARP, CSNOX, CSOSG2E, CSSO2G1, MATS
MI	J H Campbell	1710	2	6/8/2025	0	0	Coal	Cell burner boiler	Dry Sorbent Injection	Low NOx Cell Burner|Selective Catalytic Reduction	Baghouse	Halogenated PAC Sorbent Injection	ARP, CSNOX, CSOSG2E, CSSO2G1, MATS
MI	J H Campbell	1710	2	6/8/2025	1	0	Coal	Cell burner boiler	Dry Sorbent Injection	Low NOx Cell Burner|Selective Catalytic Reduction	Baghouse	Halogenated PAC Sorbent Injection	ARP, CSNOX, CSOSG2E, CSSO2G1, MATS
MI	J H Campbell	1710	2	6/8/2025	2	0	Coal	Cell burner boiler	Dry Sorbent Injection	Low NOx Cell Burner|Selective Catalytic Reduction	Baghouse	Halogenated PAC Sorbent Injection	ARP, CSNOX, CSOSG2E, CSSO2G1, MATS
MI	J H Campbell	1710	2	6/8/2025	3	0	Coal	Cell burner boiler	Dry Sorbent Injection	Low NOx Cell Burner|Selective Catalytic Reduction	Baghouse	Halogenated PAC Sorbent Injection	ARP, CSNOX, CSOSG2E, CSSO2G1, MATS
MI	J H Campbell	1710	2	6/8/2025	4	0	Coal	Cell burner boiler	Dry Sorbent Injection	Low NOx Cell Burner|Selective Catalytic Reduction	Baghouse	Halogenated PAC Sorbent Injection	ARP, CSNOX, CSOSG2E, CSSO2G1, MATS
MI	J H Campbell	1710	2	6/8/2025	5	0	Coal	Cell burner boiler	Dry Sorbent Injection	Low NOx Cell Burner|Selective Catalytic Reduction	Baghouse	Halogenated PAC Sorbent Injection	ARP, CSNOX, CSOSG2E, CSSO2G1, MATS
MI	J H Campbell	1710	2	6/8/2025	6	0	Coal	Cell burner boiler	Dry Sorbent Injection	Low NOx Cell Burner|Selective Catalytic Reduction	Baghouse	Halogenated PAC Sorbent Injection	ARP, CSNOX, CSOSG2E, CSSO2G1, MATS
MI	J H Campbell	1710	2	6/8/2025	7	0	Coal	Cell burner boiler	Dry Sorbent Injection	Low NOx Cell Burner|Selective Catalytic Reduction	Baghouse	Halogenated PAC Sorbent Injection	ARP, CSNOX, CSOSG2E, CSSO2G1, MATS
MI	J H Campbell	1710	2	6/8/2025	8	0	Coal	Cell burner boiler	Dry Sorbent Injection	Low NOx Cell Burner|Selective Catalytic Reduction	Baghouse	Halogenated PAC Sorbent Injection	ARP, CSNOX, CSOSG2E, CSSO2G1, MATS
MI	J H Campbell	1710	2	6/8/2025	9	0	Coal	Cell burner boiler	Dry Sorbent Injection	Low NOx Cell Burner|Selective Catalytic Reduction	Baghouse	Halogenated PAC Sorbent Injection	ARP, CSNOX, CSOSG2E, CSSO2G1, MATS
MI	J H Campbell	1710	2	6/8/2025	10	0	Coal	Cell burner boiler	Dry Sorbent Injection	Low NOx Cell Burner|Selective Catalytic Reduction	Baghouse	Halogenated PAC Sorbent Injection	ARP, CSNOX, CSOSG2E, CSSO2G1, MATS
MI	J H Campbell	1710	2	6/8/2025	11	0	Coal	Cell burner boiler	Dry Sorbent Injection	Low NOx Cell Burner|Selective Catalytic Reduction	Baghouse	Halogenated PAC Sorbent Injection	ARP, CSNOX, CSOSG2E, CSSO2G1, MATS
MI	J H Campbell	1710	2	6/8/2025	12	0	Coal	Cell burner boiler	Dry Sorbent Injection	Low NOx Cell Burner|Selective Catalytic Reduction	Baghouse	Halogenated PAC Sorbent Injection	ARP, CSNOX, CSOSG2E, CSSO2G1, MATS
MI	J H Campbell	1710	2	6/8/2025	13	0	Coal	Cell burner boiler	Dry Sorbent Injection	Low NOx Cell Burner|Selective Catalytic Reduction	Baghouse	Halogenated PAC Sorbent Injection	ARP, CSNOX, CSOSG2E, CSSO2G1, MATS
MI	J H Campbell	1710	2	6/8/2025	14	0	Coal	Cell burner boiler	Dry Sorbent Injection	Low NOx Cell Burner|Selective Catalytic Reduction	Baghouse	Halogenated PAC Sorbent Injection	ARP, CSNOX, CSOSG2E, CSSO2G1, MATS
MI	J H Campbell	1710	2	6/8/2025	15	0	Coal	Cell burner boiler	Dry Sorbent Injection	Low NOx Cell Burner|Selective Catalytic Reduction	Baghouse	Halogenated PAC Sorbent Injection	ARP, CSNOX, CSOSG2E, CSSO2G1, MATS
MI	J H Campbell	1710	2	6/8/2025	16	0	Coal	Cell burner boiler	Dry Sorbent Injection	Low NOx Cell Burner|Selective Catalytic Reduction	Baghouse	Halogenated PAC Sorbent Injection	ARP, CSNOX, CSOSG2E, CSSO2G1, MATS
MI	J H Campbell	1710	2	6/8/2025	17	0	Coal	Cell burner boiler	Dry Sorbent Injection	Low NOx Cell Burner|Selective Catalytic Reduction	Baghouse	Halogenated PAC Sorbent Injection	ARP, CSNOX, CSOSG2E, CSSO2G1, MATS
MI	J H Campbell	1710	2	6/8/2025	18	0	Coal	Cell burner boiler	Dry Sorbent Injection	Low NOx Cell Burner|Selective Catalytic Reduction	Baghouse	Halogenated PAC Sorbent Injection	ARP, CSNOX, CSOSG2E, CSSO2G1, MATS
MI	J H Campbell	1710	2	6/8/2025	19	0	Coal	Cell burner boiler	Dry Sorbent Injection	Low NOx Cell Burner|Selective Catalytic Reduction	Baghouse	Halogenated PAC Sorbent Injection	ARP, CSNOX, CSOSG2E, CSSO2G1, MATS
MI	J H Campbell	1710	2	6/8/2025	20	0	Coal	Cell burner boiler	Dry Sorbent Injection	Low NOx Cell Burner|Selective Catalytic Reduction	Baghouse	Halogenated PAC Sorbent Injection	ARP, CSNOX, CSOSG2E, CSSO2G1, MATS
MI	J H Campbell	1710	2	6/8/2025	21	0	Coal	Cell burner boiler	Dry Sorbent Injection	Low NOx Cell Burner|Selective Catalytic Reduction	Baghouse	Halogenated PAC Sorbent Injection	ARP, CSNOX, CSOSG2E, CSSO2G1, MATS
MI	J H Campbell	1710	2	6/8/2025	22	0	Coal	Cell burner boiler	Dry Sorbent Injection	Low NOx Cell Burner|Selective Catalytic Reduction	Baghouse	Halogenated PAC Sorbent Injection	ARP, CSNOX, CSOSG2E, CSSO2G1, MATS
MI	J H Campbell	1710	2	6/8/2025	23	0	Coal	Cell burner boiler	Dry Sorbent Injection	Low NOx Cell Burner|Selective Catalytic Reduction	Baghouse	Halogenated PAC Sorbent Injection	ARP, CSNOX, CSOSG2E, CSSO2G1, MATS
MI	J H Campbell	1710	2	6/9/2025	0	0	Coal	Cell burner boiler	Dry Sorbent Injection	Low NOx Cell Burner|Selective Catalytic Reduction	Baghouse	Halogenated PAC Sorbent Injection	ARP, CSNOX, CSOSG2E, CSSO2G1, MATS
MI	J H Campbell	1710	2	6/9/2025	1	0	Coal	Cell burner boiler	Dry Sorbent Injection	Low NOx Cell Burner|Selective Catalytic Reduction	Baghouse	Halogenated PAC Sorbent Injection	ARP, CSNOX, CSOSG2E, CSSO2G1, MATS
MI	J H Campbell	1710	2	6/9/2025	2	0	Coal	Cell burner boiler	Dry Sorbent Injection	Low NOx Cell Burner|Selective Catalytic Reduction	Baghouse	Halogenated PAC Sorbent Injection	ARP, CSNOX, CSOSG2E, CSSO2G1, MATS
MI	J H Campbell	1710	2	6/9/2025	3	0	Coal	Cell burner boiler	Dry Sorbent Injection	Low NOx Cell Burner|Selective Catalytic Reduction	Baghouse	Halogenated PAC Sorbent Injection	ARP, CSNOX, CSOSG2E, CSSO2G1, MATS
MI	J H Campbell	1710	2	6/9/2025	4	0	Coal	Cell burner boiler	Dry Sorbent Injection	Low NOx Cell Burner|Selective Catalytic Reduction	Baghouse	Halogenated PAC Sorbent Injection	ARP, CSNOX, CSOSG2E, CSSO2G1, MATS
MI	J H Campbell	1710	2	6/9/2025	5	0	Coal	Cell burner boiler	Dry Sorbent Injection	Low NOx Cell Burner|Selective Catalytic Reduction	Baghouse	Halogenated PAC Sorbent Injection	ARP, CSNOX, CSOSG2E, CSSO2G1, MATS
MI	J H Campbell	1710	2	6/9/2025	6	0	Coal	Cell burner boiler	Dry Sorbent Injection	Low NOx Cell Burner|Selective Catalytic Reduction	Baghouse	Halogenated PAC Sorbent Injection	ARP, CSNOX, CSOSG2E, CSSO2G1, MATS
MI	J H Campbell	1710	2	6/9/2025	7	0	Coal	Cell burner boiler	Dry Sorbent Injection	Low NOx Cell Burner|Selective Catalytic Reduction	Baghouse	Halogenated PAC Sorbent Injection	ARP, CSNOX, CSOSG2E, CSSO2G1, MATS
MI	J H Campbell	1710	2	6/9/2025	8	0	Coal	Cell burner boiler	Dry Sorbent Injection	Low NOx Cell Burner|Selective Catalytic Reduction	Baghouse	Halogenated PAC Sorbent Injection	ARP, CSNOX, CSOSG2E, CSSO2G1, MATS
MI	J H Campbell	1710	2	6/9/2025	9	0	Coal	Cell burner boiler	Dry Sorbent Injection	Low NOx Cell Burner|Selective Catalytic Reduction	Baghouse	Halogenated PAC Sorbent Injection	ARP, CSNOX, CSOSG2E, CSSO2G1, MATS
MI	J H Campbell	1710	2	6/9/2025	10	0	Coal	Cell burner boiler	Dry Sorbent Injection	Low NOx Cell Burner|Selective Catalytic Reduction	Baghouse	Halogenated PAC Sorbent Injection	ARP, CSNOX, CSOSG2E, CSSO2G1, MATS
MI	J H Campbell	1710	2	6/9/2025	11	0	Coal	Cell burner boiler	Dry Sorbent Injection	Low NOx Cell Burner|Selective Catalytic Reduction	Baghouse	Halogenated PAC Sorbent Injection	ARP, CSNOX, CSOSG2E, CSSO2G1, MATS
MI	J H Campbell	1710	2	6/9/2025	12	0	Coal	Cell burner boiler	Dry Sorbent Injection	Low NOx Cell Burner|Selective Catalytic Reduction	Baghouse	Halogenated PAC Sorbent Injection	ARP, CSNOX, CSOSG2E, CSSO2G1, MATS
MI	J H Campbell	1710	2	6/9/2025	13	0	Coal	Cell burner boiler	Dry Sorbent Injection	Low NOx Cell Burner|Selective Catalytic Reduction	Baghouse	Halogenated PAC Sorbent Injection	ARP, CSNOX, CSOSG2E, CSSO2G1, MATS
MI	J H Campbell	1710	2	6/9/2025	14	0	Coal	Cell burner boiler	Dry Sorbent Injection	Low NOx Cell Burner|Selective Catalytic Reduction	Baghouse	Halogenated PAC Sorbent Injection	ARP, CSNOX, CSOSG2E, CSSO2G1, MATS
MI	J H Campbell	1710	2	6/9/2025	15	0	Coal	Cell burner boiler	Dry Sorbent Injection	Low NOx Cell Burner|Selective Catalytic Reduction	Baghouse	Halogenated PAC Sorbent Injection	ARP, CSNOX, CSOSG2E, CSSO2G1, MATS
MI	J H Campbell	1710	2	6/9/2025	16	0	Coal	Cell

MI	J H Campbell	1710	2	6/9/2025	23	0	Coal	Cell burner boiler	Dry Sorbent Injection	Low NOx Cell Burner|Selective Catalytic Reduction	Baghouse	Halogenated PAC Sorbent Injection	ARP, CSNOX, CSOSG2E, CSSO2G1, MATS
MI	J H Campbell	1710	2	########	0	0	Coal	Cell burner boiler	Dry Sorbent Injection	Low NOx Cell Burner|Selective Catalytic Reduction	Baghouse	Halogenated PAC Sorbent Injection	ARP, CSNOX, CSOSG2E, CSSO2G1, MATS
MI	J H Campbell	1710	2	########	1	0	Coal	Cell burner boiler	Dry Sorbent Injection	Low NOx Cell Burner|Selective Catalytic Reduction	Baghouse	Halogenated PAC Sorbent Injection	ARP, CSNOX, CSOSG2E, CSSO2G1, MATS
MI	J H Campbell	1710	2	########	2	0	Coal	Cell burner boiler	Dry Sorbent Injection	Low NOx Cell Burner|Selective Catalytic Reduction	Baghouse	Halogenated PAC Sorbent Injection	ARP, CSNOX, CSOSG2E, CSSO2G1, MATS
MI	J H Campbell	1710	2	########	3	0	Coal	Cell burner boiler	Dry Sorbent Injection	Low NOx Cell Burner|Selective Catalytic Reduction	Baghouse	Halogenated PAC Sorbent Injection	ARP, CSNOX, CSOSG2E, CSSO2G1, MATS
MI	J H Campbell	1710	2	########	4	0	Coal	Cell burner boiler	Dry Sorbent Injection	Low NOx Cell Burner|Selective Catalytic Reduction	Baghouse	Halogenated PAC Sorbent Injection	ARP, CSNOX, CSOSG2E, CSSO2G1, MATS
MI	J H Campbell	1710	2	########	5	0	Coal	Cell burner boiler	Dry Sorbent Injection	Low NOx Cell Burner|Selective Catalytic Reduction	Baghouse	Halogenated PAC Sorbent Injection	ARP, CSNOX, CSOSG2E, CSSO2G1, MATS
MI	J H Campbell	1710	2	########	6	0	Coal	Cell burner boiler	Dry Sorbent Injection	Low NOx Cell Burner|Selective Catalytic Reduction	Baghouse	Halogenated PAC Sorbent Injection	ARP, CSNOX, CSOSG2E, CSSO2G1, MATS
MI	J H Campbell	1710	2	########	7	0	Coal	Cell burner boiler	Dry Sorbent Injection	Low NOx Cell Burner|Selective Catalytic Reduction	Baghouse	Halogenated PAC Sorbent Injection	ARP, CSNOX, CSOSG2E, CSSO2G1, MATS
MI	J H Campbell	1710	2	########	8	0	Coal	Cell burner boiler	Dry Sorbent Injection	Low NOx Cell Burner|Selective Catalytic Reduction	Baghouse	Halogenated PAC Sorbent Injection	ARP, CSNOX, CSOSG2E, CSSO2G1, MATS
MI	J H Campbell	1710	2	########	9	0	Coal	Cell burner boiler	Dry Sorbent Injection	Low NOx Cell Burner|Selective Catalytic Reduction	Baghouse	Halogenated PAC Sorbent Injection	ARP, CSNOX, CSOSG2E, CSSO2G1, MATS
MI	J H Campbell	1710	2	########	10	0	Coal	Cell burner boiler	Dry Sorbent Injection	Low NOx Cell Burner|Selective Catalytic Reduction	Baghouse	Halogenated PAC Sorbent Injection	ARP, CSNOX, CSOSG2E, CSSO2G1, MATS
MI	J H Campbell	1710	2	########	11	0	Coal	Cell burner boiler	Dry Sorbent Injection	Low NOx Cell Burner|Selective Catalytic Reduction	Baghouse	Halogenated PAC Sorbent Injection	ARP, CSNOX, CSOSG2E, CSSO2G1, MATS
MI	J H Campbell	1710	2	########	12	0	Coal	Cell burner boiler	Dry Sorbent Injection	Low NOx Cell Burner|Selective Catalytic Reduction	Baghouse	Halogenated PAC Sorbent Injection	ARP, CSNOX, CSOSG2E, CSSO2G1, MATS
MI	J H Campbell	1710	2	########	13	0	Coal	Cell burner boiler	Dry Sorbent Injection	Low NOx Cell Burner|Selective Catalytic Reduction	Baghouse	Halogenated PAC Sorbent Injection	ARP, CSNOX, CSOSG2E, CSSO2G1, MATS
MI	J H Campbell	1710	2	########	14	0	Coal	Cell burner boiler	Dry Sorbent Injection	Low NOx Cell Burner|Selective Catalytic Reduction	Baghouse	Halogenated PAC Sorbent Injection	ARP, CSNOX, CSOSG2E, CSSO2G1, MATS
MI	J H Campbell	1710	2	########	15	0	Coal	Cell burner boiler	Dry Sorbent Injection	Low NOx Cell Burner|Selective Catalytic Reduction	Baghouse	Halogenated PAC Sorbent Injection	ARP, CSNOX, CSOSG2E, CSSO2G1, MATS
MI	J H Campbell	1710	2	########	16	0	Coal	Cell burner boiler	Dry Sorbent Injection	Low NOx Cell Burner|Selective Catalytic Reduction	Baghouse	Halogenated PAC Sorbent Injection	ARP, CSNOX, CSOSG2E, CSSO2G1, MATS
MI	J H Campbell	1710	2	########	17	0	Coal	Cell burner boiler	Dry Sorbent Injection	Low NOx Cell Burner|Selective Catalytic Reduction	Baghouse	Halogenated PAC Sorbent Injection	ARP, CSNOX, CSOSG2E, CSSO2G1, MATS
MI	J H Campbell	1710	2	########	18	0	Coal	Cell burner boiler	Dry Sorbent Injection	Low NOx Cell Burner|Selective Catalytic Reduction	Baghouse	Halogenated PAC Sorbent Injection	ARP, CSNOX, CSOSG2E, CSSO2G1, MATS
MI	J H Campbell	1710	2	########	19	0	Coal	Cell burner boiler	Dry Sorbent Injection	Low NOx Cell Burner|Selective Catalytic Reduction	Baghouse	Halogenated PAC Sorbent Injection	ARP, CSNOX, CSOSG2E, CSSO2G1, MATS
MI	J H Campbell	1710	2	########	20	0	Coal	Cell burner boiler	Dry Sorbent Injection	Low NOx Cell Burner|Selective Catalytic Reduction	Baghouse	Halogenated PAC Sorbent Injection	ARP, CSNOX, CSOSG2E, CSSO2G1, MATS
MI	J H Campbell	1710	2	########	21	0	Coal	Cell burner boiler	Dry Sorbent Injection	Low NOx Cell Burner|Selective Catalytic Reduction	Baghouse	Halogenated PAC Sorbent Injection	ARP, CSNOX, CSOSG2E, CSSO2G1, MATS
MI	J H Campbell	1710	2	########	22	0	Coal	Cell burner boiler	Dry Sorbent Injection	Low NOx Cell Burner|Selective Catalytic Reduction	Baghouse	Halogenated PAC Sorbent Injection	ARP, CSNOX, CSOSG2E, CSSO2G1, MATS
MI	J H Campbell	1710	2	########	23	0	Coal	Cell burner boiler	Dry Sorbent Injection	Low NOx Cell Burner|Selective Catalytic Reduction	Baghouse	Halogenated PAC Sorbent Injection	ARP, CSNOX, CSOSG2E, CSSO2G1, MATS
MI	J H Campbell	1710	2	########	0	0	Coal	Cell burner boiler	Dry Sorbent Injection	Low NOx Cell Burner|Selective Catalytic Reduction	Baghouse	Halogenated PAC Sorbent Injection	ARP, CSNOX, CSOSG2E, CSSO2G1, MATS
MI	J H Campbell	1710	2	########	1	0	Coal	Cell burner boiler	Dry Sorbent Injection	Low NOx Cell Burner|Selective Catalytic Reduction	Baghouse	Halogenated PAC Sorbent Injection	ARP, CSNOX, CSOSG2E, CSSO2G1, MATS
MI	J H Campbell	1710	2	########	2	0	Coal	Cell burner boiler	Dry Sorbent Injection	Low NOx Cell Burner|Selective Catalytic Reduction	Baghouse	Halogenated PAC Sorbent Injection	ARP, CSNOX, CSOSG2E, CSSO2G1, MATS
MI	J H Campbell	1710	2	########	3	0	Coal	Cell burner boiler	Dry Sorbent Injection	Low NOx Cell Burner|Selective Catalytic Reduction	Baghouse	Halogenated PAC Sorbent Injection	ARP, CSNOX, CSOSG2E, CSSO2G1, MATS
MI	J H Campbell	1710	2	########	4	0	Coal	Cell burner boiler	Dry Sorbent Injection	Low NOx Cell Burner|Selective Catalytic Reduction	Baghouse	Halogenated PAC Sorbent Injection	ARP, CSNOX, CSOSG2E, CSSO2G1, MATS
MI	J H Campbell	1710	2	########	5	0	Coal	Cell burner boiler	Dry Sorbent Injection	Low NOx Cell Burner|Selective Catalytic Reduction	Baghouse	Halogenated PAC Sorbent Injection	ARP, CSNOX, CSOSG2E, CSSO2G1, MATS
MI	J H Campbell	1710	2	########	6	0	Coal	Cell burner boiler	Dry Sorbent Injection	Low NOx Cell Burner|Selective Catalytic Reduction	Baghouse	Halogenated PAC Sorbent Injection	ARP, CSNOX, CSOSG2E, CSSO2G1, MATS
MI	J H Campbell	1710	2	########	7	0	Coal	Cell burner boiler	Dry Sorbent Injection	Low NOx Cell Burner|Selective Catalytic Reduction	Baghouse	Halogenated PAC Sorbent Injection	ARP, CSNOX, CSOSG2E, CSSO2G1, MATS
MI	J H Campbell	1710	2	########	8	0	Coal	Cell burner boiler	Dry Sorbent Injection	Low NOx Cell Burner|Selective Catalytic Reduction	Baghouse	Halogenated PAC Sorbent Injection	ARP, CSNOX, CSOSG2E, CSSO2G1, MATS
MI	J H Campbell	1710	2	########	9	0	Coal	Cell burner boiler	Dry Sorbent Injection	Low NOx Cell Burner|Selective Catalytic Reduction	Baghouse	Halogenated PAC Sorbent Injection	ARP, CSNOX, CSOSG2E, CSSO2G1, MATS
MI	J H Campbell	1710	2	########	10	0	Coal	Cell burner boiler	Dry Sorbent Injection	Low NOx Cell Burner|Selective Catalytic Reduction	Baghouse	Halogenated PAC Sorbent Injection	ARP, CSNOX, CSOSG2E, CSSO2G1, MATS
MI	J H Campbell	1710	2	########	11	0	Coal	Cell burner boiler	Dry Sorbent Injection	Low NOx Cell Burner|Selective Catalytic Reduction	Baghouse	Halogenated PAC Sorbent Injection	ARP, CSNOX, CSOSG2E, CSSO2G1, MATS
MI	J H Campbell	1710	2	########	12	0	Coal	Cell burner boiler	Dry Sorbent Injection	Low NOx Cell Burner|Selective Catalytic Reduction	Baghouse	Halogenated PAC Sorbent Injection	ARP, CSNOX, CSOSG2E, CSSO2G1, MATS
MI	J H Campbell	1710	2	########	13	0	Coal	Cell burner boiler	Dry Sorbent Injection	Low NOx Cell Burner|Selective Catalytic Reduction	Baghouse	Halogenated PAC Sorbent Injection	ARP, CSNOX, CSOSG2E, CSSO2G1, MATS
MI	J H Campbell	1710	2	########	14	0	Coal	Cell burner boiler	Dry Sorbent Injection	Low NOx Cell Burner|Selective Catalytic Reduction	Baghouse	Halogenated PAC Sorbent Injection	ARP, CSNOX, CSOSG2E, CSSO2G1, MATS
MI	J H Campbell	1710	2	########	15	0	Coal	Cell burner boiler	Dry Sorbent Injection	Low NOx Cell Burner|Selective Catalytic Reduction	Baghouse	Halogenated PAC Sorbent Injection	ARP, CSNOX, CSOSG2E, CSSO2G1, MATS
MI	J H Campbell	1710	2	########	16	0	Coal	Cell burner boiler	Dry Sorbent Injection	Low NOx Cell Burner|Selective Catalytic Reduction	Baghouse	Halogenated PAC Sorbent Injection	ARP, CSNOX, CSOSG2E, CSSO2G1, MATS
MI	J H Campbell	1710	2	########	17	0	Coal	Cell burner boiler	Dry Sorbent Injection	Low NOx Cell Burner|Selective Catalytic Reduction	Baghouse	Halogenated PAC Sorbent Injection	ARP, CSNOX, CSOSG2E, CSSO2G1, MATS
MI	J H Campbell	1710	2	########	18	0	Coal	Cell burner boiler	Dry Sorbent Injection	Low NOx Cell Burner|Selective Catalytic Reduction	Baghouse	Halogenated PAC Sorbent Injection	ARP, CSNOX, CSOSG2E, CSSO2G1, MATS
MI	J H Campbell	1710	2	########	19	0	Coal	Cell burner boiler	Dry Sorbent Injection	Low NOx Cell Burner|Selective Catalytic Reduction	Baghouse	Halogenated PAC Sorbent Injection	ARP, CSNOX, CSOSG2E, CSSO2G1, MATS
MI	J H Campbell	1710	2	########	20	0	Coal	Cell burner boiler	Dry Sorbent Injection	Low NOx Cell Burner|Selective Catalytic Reduction	Baghouse	Halogenated PAC Sorbent Injection	ARP, CSNOX, CSOSG2E, CSSO2G1, MATS
MI	J H Campbell	1710	2	########	21	0	Coal	Cell burner boiler	Dry Sorbent Injection	Low NOx Cell Burner|Selective Catalytic Reduction	Baghouse	Halogenated PAC Sorbent Injection	ARP, CSNOX, CSOSG2E, CSSO2G1, MATS
MI	J H Campbell	1710	2	########	22	0	Coal	Cell burner boiler	Dry Sorbent Injection	Low NOx Cell Burner|Selective Catalytic Reduction	Baghouse	Halogenated PAC Sorbent Injection	ARP, CSNOX, CSOSG2E, CSSO2G1, MATS
MI	J H Campbell	1710	2	########	23	0	Coal	Cell burner boiler	Dry Sorbent Injection	Low NOx Cell Burner|Selective Catalytic Reduction	Baghouse	Halogenated PAC Sorbent Injection	ARP, CSNOX, CSOSG2E, CSSO2G1, MATS
MI	J H Campbell	1710	2	########	0	0	Coal	Cell burner boiler	Dry Sorbent Injection	Low NOx Cell Burner|Selective Catalytic Reduction	Baghouse	Halogenated PAC Sorbent Injection	ARP, CSNOX, CSOSG2E, CSSO2G1, MATS
MI	J H Campbell	1710	2	########	1	0	Coal	Cell burner boiler	Dry Sorbent Injection	Low NOx Cell Burner|Selective Catalytic Reduction	Baghouse	Halogenated PAC Sorbent Injection	ARP, CSNOX, CSOSG2E, CSSO2G1, MATS
MI	J H Campbell	1710	2	########	2	0	Coal	Cell burner boiler	Dry Sorbent Injection	Low NOx Cell Burner|Selective Catalytic Reduction	Baghouse	Halogenated PAC Sorbent Injection	ARP, CSNOX, CSOSG2E, CSSO2G1, MATS
MI	J H Campbell	1710	2	########	3	0	Coal	Cell burner boiler	Dry Sorbent Injection	Low NOx Cell Burner|Selective Catalytic Reduction	Baghouse	Halogenated PAC Sorbent Injection	ARP, CSNOX, CSOSG2E, CSSO2G1, MATS
MI	J H Campbell	1710	2	########	4	0	Coal	Cell burner boiler	Dry Sorbent Injection	Low NOx Cell Burner|Selective Catalytic Reduction	Baghouse	Halogenated PAC Sorbent Injection	ARP, CSNOX, CSOSG2E, CSSO2G1, MATS
MI	J H Campbell	1710	2	########	5	0	Coal	Cell burner boiler	Dry Sorbent Injection	Low NOx Cell Burner|Selective Catalytic Reduction	Baghouse	Halogenated PAC Sorbent Injection	ARP, CSNOX, CSOSG2E, CSSO2G1, MATS
MI	J H Campbell	1710	2	########	6	0	Coal	Cell burner boiler	Dry Sorbent Injection	Low NOx Cell Burner|Selective Catalytic Reduction	Baghouse	Halogenated PAC Sorbent Injection	ARP, CSNOX, CSOSG2E, CSSO2G1, MATS
MI	J H Campbell	1710	2	########	7	0	Coal	Cell burner boiler	Dry Sorbent Injection	Low NOx Cell Burner|Selective Catalytic Reduction	Baghouse	Halogenated PAC Sorbent Injection	ARP, CSNOX, CSOSG2E, CSSO2G1, MATS
MI	J H Campbell	1710	2	########	8	0	Coal	Cell burner boiler	Dry Sorbent Injection	Low NOx Cell Burner|Selective Catalytic Reduction	Baghouse	Halogenated PAC Sorbent Injection	ARP, CSNOX, CSOSG2E, CSSO2G1, MATS
MI	J H Campbell	1710	2	########	9	0	Coal	Cell burner boiler	Dry Sorbent Injection	Low NOx Cell Burner|Selective Catalytic Reduction	Baghouse	Halogenated PAC Sorbent Injection	ARP, CSNOX, CSOSG2E, CSSO2G1, MATS
MI	J H Campbell	1710	2	########	10	0	Coal	Cell burner boiler	Dry Sorbent Injection	Low NOx Cell Burner|Selective Catalytic Reduction	Baghouse	Halogenated PAC Sorbent Injection	ARP, CSNOX, CSOSG2E, CSSO2G1, MATS
MI	J H Campbell	1710	2	########	11	0	Coal	Cell burner boiler	Dry Sorbent Injection	Low NOx Cell Burner|Selective Catalytic Reduction	Baghouse	Halogenated PAC Sorbent Injection	ARP, CSNOX, CSOSG2E, CSSO2G1, MATS
MI	J H Campbell	1710	2	########	12	0	Coal	Cell burner boiler	Dry Sorbent Injection	Low NOx Cell Burner|Selective Catalytic Reduction	Baghouse	Halogenated PAC Sorbent Injection	ARP, CSNOX, CSOSG2E, CSSO2G1, MATS
MI	J H Campbell	1710	2	########	13	0	Coal	Cell burner boiler	Dry Sorbent Injection	Low NOx Cell Burner|Selective Catalytic Reduction	Baghouse	Halogenated PAC Sorbent Injection	ARP, CSNOX, CSOSG2E, CSSO2G1, MATS
MI	J H Campbell	1710	2	########	14	0	Coal	Cell burner boiler	Dry Sorbent Injection	Low NOx Cell Burner|Selective Catalytic Reduction	Baghouse	Halogenated PAC Sorbent Injection	ARP, CSNOX, CSOSG2E, CSSO2G1, MATS
MI	J H Campbell	1710	2	########	15	0	Coal	Cell burner boiler	Dry Sorbent Injection	Low NOx Cell Burner|Selective Catalytic Reduction	Baghouse	Halogenated PAC Sorbent Injection	ARP, CSNOX, CSOSG2E, CSSO2G1, MATS
MI	J H Campbell	1710	2	########	16	0	Coal	Cell burner boiler	Dry Sorbent Injection	Low NOx Cell Burner|Selective Catalytic Reduction	Baghouse	Halogenated PAC Sorbent Injection	ARP, CSNOX, CSOSG2E, CSSO2G1, MATS
MI	J H Campbell	1710	2	########	17	0	Coal	Cell burner boiler	Dry Sorbent Injection	Low NOx Cell Burner|Selective Catalytic Reduction	Baghouse	Halogenated PAC Sorbent Injection	ARP, CSNOX, CSOSG2E, CSSO2G1, MATS
MI	J H Campbell	1710	2	########	18	0	Coal	Cell burner boiler	Dry Sorbent Injection	Low NOx Cell Burner|Selective Catalytic Reduction	Baghouse	Halogenated PAC Sorbent Injection	ARP, CSNOX, CSOSG2E, CSSO2G1, MATS
MI	J H Campbell	1710	2	########	19	0	Coal	Cell burner boiler	Dry Sorbent Injection	Low NOx Cell Burner|Selective Catalytic Reduction	Baghouse	Halogenated PAC Sorbent Injection	ARP, CSNOX, CSOSG2E, CSSO2G1, MATS
MI	J H Campbell	1710	2	########	20	0	Coal	Cell burner boiler	Dry Sorbent Injection	Low NOx Cell Burner|Selective Catalytic Reduction	Baghouse	Halogenated PAC Sorbent Injection	ARP, CSNOX, CSOSG2E, CSSO2G1, MATS
MI	J H Campbell	1710	2	########	21	0	Coal	Cell burner boiler	Dry Sorbent Injection	Low NOx Cell Burner|Selective Catalytic Reduction	Baghouse	Halogenated PAC Sorbent Injection	ARP, CSNOX, CSOSG2E, CSSO2G1, MATS

MI	J H Campbell	1710	2	########	22	0	Coal	Cell burner boiler	Dry Sorbent Injection	Low NOx Cell Burner|Selective Catalytic Reduction	Baghouse	Halogenated PAC Sorbent Injection	ARP, CSNOX, CSOSG2E, CSSO2G1, MATS
MI	J H Campbell	1710	2	########	23	0	Coal	Cell burner boiler	Dry Sorbent Injection	Low NOx Cell Burner|Selective Catalytic Reduction	Baghouse	Halogenated PAC Sorbent Injection	ARP, CSNOX, CSOSG2E, CSSO2G1, MATS
MI	J H Campbell	1710	2	########	0	0	Coal	Cell burner boiler	Dry Sorbent Injection	Low NOx Cell Burner|Selective Catalytic Reduction	Baghouse	Halogenated PAC Sorbent Injection	ARP, CSNOX, CSOSG2E, CSSO2G1, MATS
MI	J H Campbell	1710	2	########	1	0	Coal	Cell burner boiler	Dry Sorbent Injection	Low NOx Cell Burner|Selective Catalytic Reduction	Baghouse	Halogenated PAC Sorbent Injection	ARP, CSNOX, CSOSG2E, CSSO2G1, MATS
MI	J H Campbell	1710	2	########	2	0	Coal	Cell burner boiler	Dry Sorbent Injection	Low NOx Cell Burner|Selective Catalytic Reduction	Baghouse	Halogenated PAC Sorbent Injection	ARP, CSNOX, CSOSG2E, CSSO2G1, MATS
MI	J H Campbell	1710	2	########	3	0	Coal	Cell burner boiler	Dry Sorbent Injection	Low NOx Cell Burner|Selective Catalytic Reduction	Baghouse	Halogenated PAC Sorbent Injection	ARP, CSNOX, CSOSG2E, CSSO2G1, MATS
MI	J H Campbell	1710	2	########	4	0	Coal	Cell burner boiler	Dry Sorbent Injection	Low NOx Cell Burner|Selective Catalytic Reduction	Baghouse	Halogenated PAC Sorbent Injection	ARP, CSNOX, CSOSG2E, CSSO2G1, MATS
MI	J H Campbell	1710	2	########	5	0	Coal	Cell burner boiler	Dry Sorbent Injection	Low NOx Cell Burner|Selective Catalytic Reduction	Baghouse	Halogenated PAC Sorbent Injection	ARP, CSNOX, CSOSG2E, CSSO2G1, MATS
MI	J H Campbell	1710	2	########	6	0	Coal	Cell burner boiler	Dry Sorbent Injection	Low NOx Cell Burner|Selective Catalytic Reduction	Baghouse	Halogenated PAC Sorbent Injection	ARP, CSNOX, CSOSG2E, CSSO2G1, MATS
MI	J H Campbell	1710	2	########	7	0	Coal	Cell burner boiler	Dry Sorbent Injection	Low NOx Cell Burner|Selective Catalytic Reduction	Baghouse	Halogenated PAC Sorbent Injection	ARP, CSNOX, CSOSG2E, CSSO2G1, MATS
MI	J H Campbell	1710	2	########	8	0	Coal	Cell burner boiler	Dry Sorbent Injection	Low NOx Cell Burner|Selective Catalytic Reduction	Baghouse	Halogenated PAC Sorbent Injection	ARP, CSNOX, CSOSG2E, CSSO2G1, MATS
MI	J H Campbell	1710	2	########	9	0	Coal	Cell burner boiler	Dry Sorbent Injection	Low NOx Cell Burner|Selective Catalytic Reduction	Baghouse	Halogenated PAC Sorbent Injection	ARP, CSNOX, CSOSG2E, CSSO2G1, MATS
MI	J H Campbell	1710	2	########	10	0	Coal	Cell burner boiler	Dry Sorbent Injection	Low NOx Cell Burner|Selective Catalytic Reduction	Baghouse	Halogenated PAC Sorbent Injection	ARP, CSNOX, CSOSG2E, CSSO2G1, MATS
MI	J H Campbell	1710	2	########	11	0	Coal	Cell burner boiler	Dry Sorbent Injection	Low NOx Cell Burner|Selective Catalytic Reduction	Baghouse	Halogenated PAC Sorbent Injection	ARP, CSNOX, CSOSG2E, CSSO2G1, MATS
MI	J H Campbell	1710	2	########	12	0	Coal	Cell burner boiler	Dry Sorbent Injection	Low NOx Cell Burner|Selective Catalytic Reduction	Baghouse	Halogenated PAC Sorbent Injection	ARP, CSNOX, CSOSG2E, CSSO2G1, MATS
MI	J H Campbell	1710	2	########	13	0	Coal	Cell burner boiler	Dry Sorbent Injection	Low NOx Cell Burner|Selective Catalytic Reduction	Baghouse	Halogenated PAC Sorbent Injection	ARP, CSNOX, CSOSG2E, CSSO2G1, MATS
MI	J H Campbell	1710	2	########	14	0	Coal	Cell burner boiler	Dry Sorbent Injection	Low NOx Cell Burner|Selective Catalytic Reduction	Baghouse	Halogenated PAC Sorbent Injection	ARP, CSNOX, CSOSG2E, CSSO2G1, MATS
MI	J H Campbell	1710	2	########	15	0	Coal	Cell burner boiler	Dry Sorbent Injection	Low NOx Cell Burner|Selective Catalytic Reduction	Baghouse	Halogenated PAC Sorbent Injection	ARP, CSNOX, CSOSG2E, CSSO2G1, MATS
MI	J H Campbell	1710	2	########	16	0	Coal	Cell burner boiler	Dry Sorbent Injection	Low NOx Cell Burner|Selective Catalytic Reduction	Baghouse	Halogenated PAC Sorbent Injection	ARP, CSNOX, CSOSG2E, CSSO2G1, MATS
MI	J H Campbell	1710	2	########	17	0	Coal	Cell burner boiler	Dry Sorbent Injection	Low NOx Cell Burner|Selective Catalytic Reduction	Baghouse	Halogenated PAC Sorbent Injection	ARP, CSNOX, CSOSG2E, CSSO2G1, MATS
MI	J H Campbell	1710	2	########	18	0	Coal	Cell burner boiler	Dry Sorbent Injection	Low NOx Cell Burner|Selective Catalytic Reduction	Baghouse	Halogenated PAC Sorbent Injection	ARP, CSNOX, CSOSG2E, CSSO2G1, MATS
MI	J H Campbell	1710	2	########	19	0	Coal	Cell burner boiler	Dry Sorbent Injection	Low NOx Cell Burner|Selective Catalytic Reduction	Baghouse	Halogenated PAC Sorbent Injection	ARP, CSNOX, CSOSG2E, CSSO2G1, MATS
MI	J H Campbell	1710	2	########	20	0	Coal	Cell burner boiler	Dry Sorbent Injection	Low NOx Cell Burner|Selective Catalytic Reduction	Baghouse	Halogenated PAC Sorbent Injection	ARP, CSNOX, CSOSG2E, CSSO2G1, MATS
MI	J H Campbell	1710	2	########	21	0	Coal	Cell burner boiler	Dry Sorbent Injection	Low NOx Cell Burner|Selective Catalytic Reduction	Baghouse	Halogenated PAC Sorbent Injection	ARP, CSNOX, CSOSG2E, CSSO2G1, MATS
MI	J H Campbell	1710	2	########	22	0	Coal	Cell burner boiler	Dry Sorbent Injection	Low NOx Cell Burner|Selective Catalytic Reduction	Baghouse	Halogenated PAC Sorbent Injection	ARP, CSNOX, CSOSG2E, CSSO2G1, MATS
MI	J H Campbell	1710	2	########	23	0	Coal	Cell burner boiler	Dry Sorbent Injection	Low NOx Cell Burner|Selective Catalytic Reduction	Baghouse	Halogenated PAC Sorbent Injection	ARP, CSNOX, CSOSG2E, CSSO2G1, MATS
MI	J H Campbell	1710	2	########	0	0	Coal	Cell burner boiler	Dry Sorbent Injection	Low NOx Cell Burner|Selective Catalytic Reduction	Baghouse	Halogenated PAC Sorbent Injection	ARP, CSNOX, CSOSG2E, CSSO2G1, MATS
MI	J H Campbell	1710	2	########	1	0	Coal	Cell burner boiler	Dry Sorbent Injection	Low NOx Cell Burner|Selective Catalytic Reduction	Baghouse	Halogenated PAC Sorbent Injection	ARP, CSNOX, CSOSG2E, CSSO2G1, MATS
MI	J H Campbell	1710	2	########	2	0	Coal	Cell burner boiler	Dry Sorbent Injection	Low NOx Cell Burner|Selective Catalytic Reduction	Baghouse	Halogenated PAC Sorbent Injection	ARP, CSNOX, CSOSG2E, CSSO2G1, MATS
MI	J H Campbell	1710	2	########	3	0	Coal	Cell burner boiler	Dry Sorbent Injection	Low NOx Cell Burner|Selective Catalytic Reduction	Baghouse	Halogenated PAC Sorbent Injection	ARP, CSNOX, CSOSG2E, CSSO2G1, MATS
MI	J H Campbell	1710	2	########	4	0	Coal	Cell burner boiler	Dry Sorbent Injection	Low NOx Cell Burner|Selective Catalytic Reduction	Baghouse	Halogenated PAC Sorbent Injection	ARP, CSNOX, CSOSG2E, CSSO2G1, MATS
MI	J H Campbell	1710	2	########	5	0	Coal	Cell burner boiler	Dry Sorbent Injection	Low NOx Cell Burner|Selective Catalytic Reduction	Baghouse	Halogenated PAC Sorbent Injection	ARP, CSNOX, CSOSG2E, CSSO2G1, MATS
MI	J H Campbell	1710	2	########	6	0	Coal	Cell burner boiler	Dry Sorbent Injection	Low NOx Cell Burner|Selective Catalytic Reduction	Baghouse	Halogenated PAC Sorbent Injection	ARP, CSNOX, CSOSG2E, CSSO2G1, MATS
MI	J H Campbell	1710	2	########	7	0	Coal	Cell burner boiler	Dry Sorbent Injection	Low NOx Cell Burner|Selective Catalytic Reduction	Baghouse	Halogenated PAC Sorbent Injection	ARP, CSNOX, CSOSG2E, CSSO2G1, MATS
MI	J H Campbell	1710	2	########	8	0	Coal	Cell burner boiler	Dry Sorbent Injection	Low NOx Cell Burner|Selective Catalytic Reduction	Baghouse	Halogenated PAC Sorbent Injection	ARP, CSNOX, CSOSG2E, CSSO2G1, MATS
MI	J H Campbell	1710	2	########	9	0	Coal	Cell burner boiler	Dry Sorbent Injection	Low NOx Cell Burner|Selective Catalytic Reduction	Baghouse	Halogenated PAC Sorbent Injection	ARP, CSNOX, CSOSG2E, CSSO2G1, MATS
MI	J H Campbell	1710	2	########	10	0	Coal	Cell burner boiler	Dry Sorbent Injection	Low NOx Cell Burner|Selective Catalytic Reduction	Baghouse	Halogenated PAC Sorbent Injection	ARP, CSNOX, CSOSG2E, CSSO2G1, MATS
MI	J H Campbell	1710	2	########	11	0	Coal	Cell burner boiler	Dry Sorbent Injection	Low NOx Cell Burner|Selective Catalytic Reduction	Baghouse	Halogenated PAC Sorbent Injection	ARP, CSNOX, CSOSG2E, CSSO2G1, MATS
MI	J H Campbell	1710	2	########	12	0	Coal	Cell burner boiler	Dry Sorbent Injection	Low NOx Cell Burner|Selective Catalytic Reduction	Baghouse	Halogenated PAC Sorbent Injection	ARP, CSNOX, CSOSG2E, CSSO2G1, MATS
MI	J H Campbell	1710	2	########	13	0	Coal	Cell burner boiler	Dry Sorbent Injection	Low NOx Cell Burner|Selective Catalytic Reduction	Baghouse	Halogenated PAC Sorbent Injection	ARP, CSNOX, CSOSG2E, CSSO2G1, MATS
MI	J H Campbell	1710	2	########	14	0	Coal	Cell burner boiler	Dry Sorbent Injection	Low NOx Cell Burner|Selective Catalytic Reduction	Baghouse	Halogenated PAC Sorbent Injection	ARP, CSNOX, CSOSG2E, CSSO2G1, MATS
MI	J H Campbell	1710	2	########	15	0	Coal	Cell burner boiler	Dry Sorbent Injection	Low NOx Cell Burner|Selective Catalytic Reduction	Baghouse	Halogenated PAC Sorbent Injection	ARP, CSNOX, CSOSG2E, CSSO2G1, MATS
MI	J H Campbell	1710	2	########	16	0	Coal	Cell burner boiler	Dry Sorbent Injection	Low NOx Cell Burner|Selective Catalytic Reduction	Baghouse	Halogenated PAC Sorbent Injection	ARP, CSNOX, CSOSG2E, CSSO2G1, MATS
MI	J H Campbell	1710	2	########	17	0	Coal	Cell burner boiler	Dry Sorbent Injection	Low NOx Cell Burner|Selective Catalytic Reduction	Baghouse	Halogenated PAC Sorbent Injection	ARP, CSNOX, CSOSG2E, CSSO2G1, MATS
MI	J H Campbell	1710	2	########	18	0	Coal	Cell burner boiler	Dry Sorbent Injection	Low NOx Cell Burner|Selective Catalytic Reduction	Baghouse	Halogenated PAC Sorbent Injection	ARP, CSNOX, CSOSG2E, CSSO2G1, MATS
MI	J H Campbell	1710	2	########	19	0	Coal	Cell burner boiler	Dry Sorbent Injection	Low NOx Cell Burner|Selective Catalytic Reduction	Baghouse	Halogenated PAC Sorbent Injection	ARP, CSNOX, CSOSG2E, CSSO2G1, MATS
MI	J H Campbell	1710	2	########	20	0	Coal	Cell burner boiler	Dry Sorbent Injection	Low NOx Cell Burner|Selective Catalytic Reduction	Baghouse	Halogenated PAC Sorbent Injection	ARP, CSNOX, CSOSG2E, CSSO2G1, MATS
MI	J H Campbell	1710	2	########	21	0	Coal	Cell burner boiler	Dry Sorbent Injection	Low NOx Cell Burner|Selective Catalytic Reduction	Baghouse	Halogenated PAC Sorbent Injection	ARP, CSNOX, CSOSG2E, CSSO2G1, MATS
MI	J H Campbell	1710	2	########	22	0	Coal	Cell burner boiler	Dry Sorbent Injection	Low NOx Cell Burner|Selective Catalytic Reduction	Baghouse	Halogenated PAC Sorbent Injection	ARP, CSNOX, CSOSG2E, CSSO2G1, MATS
MI	J H Campbell	1710	2	########	23	0	Coal	Cell burner boiler	Dry Sorbent Injection	Low NOx Cell Burner|Selective Catalytic Reduction	Baghouse	Halogenated PAC Sorbent Injection	ARP, CSNOX, CSOSG2E, CSSO2G1, MATS
MI	J H Campbell	1710	2	########	0	0	Coal	Cell burner boiler	Dry Sorbent Injection	Low NOx Cell Burner|Selective Catalytic Reduction	Baghouse	Halogenated PAC Sorbent Injection	ARP, CSNOX, CSOSG2E, CSSO2G1, MATS
MI	J H Campbell	1710	2	########	1	0	Coal	Cell burner boiler	Dry Sorbent Injection	Low NOx Cell Burner|Selective Catalytic Reduction	Baghouse	Halogenated PAC Sorbent Injection	ARP, CSNOX, CSOSG2E, CSSO2G1, MATS
MI	J H Campbell	1710	2	########	2	0	Coal	Cell burner boiler	Dry Sorbent Injection	Low NOx Cell Burner|Selective Catalytic Reduction	Baghouse	Halogenated PAC Sorbent Injection	ARP, CSNOX, CSOSG2E, CSSO2G1, MATS
MI	J H Campbell	1710	2	########	3	0	Coal	Cell burner boiler	Dry Sorbent Injection	Low NOx Cell Burner|Selective Catalytic Reduction	Baghouse	Halogenated PAC Sorbent Injection	ARP, CSNOX, CSOSG2E, CSSO2G1, MATS
MI	J H Campbell	1710	2	########	4	0	Coal	Cell burner boiler	Dry Sorbent Injection	Low NOx Cell Burner|Selective Catalytic Reduction	Baghouse	Halogenated PAC Sorbent Injection	ARP, CSNOX, CSOSG2E, CSSO2G1, MATS
MI	J H Campbell	1710	2	########	5	0	Coal	Cell burner boiler	Dry Sorbent Injection	Low NOx Cell Burner|Selective Catalytic Reduction	Baghouse	Halogenated PAC Sorbent Injection	ARP, CSNOX, CSOSG2E, CSSO2G1, MATS
MI	J H Campbell	1710	2	########	6	0	Coal	Cell burner boiler	Dry Sorbent Injection	Low NOx Cell Burner|Selective Catalytic Reduction	Baghouse	Halogenated PAC Sorbent Injection	ARP, CSNOX, CSOSG2E, CSSO2G1, MATS
MI	J H Campbell	1710	2	########	7	0	Coal	Cell burner boiler	Dry Sorbent Injection	Low NOx Cell Burner|Selective Catalytic Reduction	Baghouse	Halogenated PAC Sorbent Injection	ARP, CSNOX, CSOSG2E, CSSO2G1, MATS
MI	J H Campbell	1710	2	########	8	0	Coal	Cell burner boiler	Dry Sorbent Injection	Low NOx Cell Burner|Selective Catalytic Reduction	Baghouse	Halogenated PAC Sorbent Injection	ARP, CSNOX, CSOSG2E, CSSO2G1, MATS
MI	J H Campbell	1710	2	########	9	0	Coal	Cell burner boiler	Dry Sorbent Injection	Low NOx Cell Burner|Selective Catalytic Reduction	Baghouse	Halogenated PAC Sorbent Injection	ARP, CSNOX, CSOSG2E, CSSO2G1, MATS
MI	J H Campbell	1710	2	########	10	0	Coal	Cell burner boiler	Dry Sorbent Injection	Low NOx Cell Burner|Selective Catalytic Reduction	Baghouse	Halogenated PAC Sorbent Injection	ARP, CSNOX, CSOSG2E, CSSO2G1, MATS
MI	J H Campbell	1710	2	########	11	0	Coal	Cell burner boiler	Dry Sorbent Injection	Low NOx Cell Burner|Selective Catalytic Reduction	Baghouse	Halogenated PAC Sorbent Injection	ARP, CSNOX, CSOSG2E, CSSO2G1, MATS
MI	J H Campbell	1710	2	########	12	0	Coal	Cell burner boiler	Dry Sorbent Injection	Low NOx Cell Burner|Selective Catalytic Reduction	Baghouse	Halogenated PAC Sorbent Injection	ARP, CSNOX, CSOSG2E, CSSO2G1, MATS
MI	J H Campbell	1710	2	########	13	0	Coal	Cell burner boiler	Dry Sorbent Injection	Low NOx Cell Burner|Selective Catalytic Reduction	Baghouse	Halogenated PAC Sorbent Injection	ARP, CSNOX, CSOSG2E, CSSO2G1, MATS
MI	J H Campbell	1710	2	########	14	0	Coal	Cell burner boiler	Dry Sorbent Injection	Low NOx Cell Burner|Selective Catalytic Reduction	Baghouse	Halogenated PAC Sorbent Injection	ARP, CSNOX, CSOSG2E, CSSO2G1, MATS
MI	J H Campbell	1710	2	########	15	0	Coal	Cell burner boiler	Dry Sorbent Injection	Low NOx Cell Burner|Selective Catalytic Reduction	Baghouse	Halogenated PAC Sorbent Injection	ARP, CSNOX, CSOSG2E, CSSO2G1, MATS
MI	J H Campbell	1710	2	########	16	0	Coal	Cell burner boiler	Dry Sorbent Injection	Low NOx Cell Burner|Selective Catalytic Reduction	Baghouse	Halogenated PAC Sorbent Injection	ARP, CSNOX, CSOSG2E, CSSO2G1, MATS
MI	J H Campbell	1710	2	########	17	0	Coal	Cell burner boiler	Dry Sorbent Injection	Low NOx Cell Burner|Selective Catalytic Reduction	Baghouse	Halogenated PAC Sorbent Injection	ARP, CSNOX, CSOSG2E, CSSO2G1, MATS
MI	J H Campbell	1710	2	########	18	0	Coal	Cell burner boiler	Dry Sorbent Injection	Low NOx Cell Burner|Selective Catalytic Reduction	Baghouse	Halogenated PAC Sorbent Injection	ARP, CSNOX, CSOSG2E, CSSO2G1, MATS
MI	J H Campbell	1710	2	########	19	0	Coal	Cell burner boiler	Dry Sorbent Injection	Low NOx Cell Burner|Selective Catalytic Reduction	Baghouse	Halogenated PAC Sorbent Injection	ARP, CSNOX, CSOSG2E, CSSO2G1, MATS
MI	J H Campbell	1710	2	########	20	0	Coal	Cell burner boiler	Dry Sorbent Injection	Low NOx Cell Burner|Selective Catalytic Reduction	Baghouse	Halogenated PAC Sorbent Injection	ARP, CSNOX, CSOSG2E, CSSO2G1, MATS

MI	J H Campbell	1710	2	########	21	0	Coal	Cell burner boiler	Dry Sorbent Injection	Low NOx Cell Burner|Selective Catalytic Reduction	Baghouse	Halogenated PAC Sorbent Injection	ARP, CSNOX, CSOSG2E, CSSO2G1, MATS
MI	J H Campbell	1710	2	########	22	0	Coal	Cell burner boiler	Dry Sorbent Injection	Low NOx Cell Burner|Selective Catalytic Reduction	Baghouse	Halogenated PAC Sorbent Injection	ARP, CSNOX, CSOSG2E, CSSO2G1, MATS
MI	J H Campbell	1710	2	########	23	0	Coal	Cell burner boiler	Dry Sorbent Injection	Low NOx Cell Burner|Selective Catalytic Reduction	Baghouse	Halogenated PAC Sorbent Injection	ARP, CSNOX, CSOSG2E, CSSO2G1, MATS
MI	J H Campbell	1710	2	########	0	0	Coal	Cell burner boiler	Dry Sorbent Injection	Low NOx Cell Burner|Selective Catalytic Reduction	Baghouse	Halogenated PAC Sorbent Injection	ARP, CSNOX, CSOSG2E, CSSO2G1, MATS
MI	J H Campbell	1710	2	########	1	0	Coal	Cell burner boiler	Dry Sorbent Injection	Low NOx Cell Burner|Selective Catalytic Reduction	Baghouse	Halogenated PAC Sorbent Injection	ARP, CSNOX, CSOSG2E, CSSO2G1, MATS
MI	J H Campbell	1710	2	########	2	0	Coal	Cell burner boiler	Dry Sorbent Injection	Low NOx Cell Burner|Selective Catalytic Reduction	Baghouse	Halogenated PAC Sorbent Injection	ARP, CSNOX, CSOSG2E, CSSO2G1, MATS
MI	J H Campbell	1710	2	########	3	0	Coal	Cell burner boiler	Dry Sorbent Injection	Low NOx Cell Burner|Selective Catalytic Reduction	Baghouse	Halogenated PAC Sorbent Injection	ARP, CSNOX, CSOSG2E, CSSO2G1, MATS
MI	J H Campbell	1710	2	########	4	0	Coal	Cell burner boiler	Dry Sorbent Injection	Low NOx Cell Burner|Selective Catalytic Reduction	Baghouse	Halogenated PAC Sorbent Injection	ARP, CSNOX, CSOSG2E, CSSO2G1, MATS
MI	J H Campbell	1710	2	########	5	0	Coal	Cell burner boiler	Dry Sorbent Injection	Low NOx Cell Burner|Selective Catalytic Reduction	Baghouse	Halogenated PAC Sorbent Injection	ARP, CSNOX, CSOSG2E, CSSO2G1, MATS
MI	J H Campbell	1710	2	########	6	0	Coal	Cell burner boiler	Dry Sorbent Injection	Low NOx Cell Burner|Selective Catalytic Reduction	Baghouse	Halogenated PAC Sorbent Injection	ARP, CSNOX, CSOSG2E, CSSO2G1, MATS
MI	J H Campbell	1710	2	########	7	0	Coal	Cell burner boiler	Dry Sorbent Injection	Low NOx Cell Burner|Selective Catalytic Reduction	Baghouse	Halogenated PAC Sorbent Injection	ARP, CSNOX, CSOSG2E, CSSO2G1, MATS
MI	J H Campbell	1710	2	########	8	0	Coal	Cell burner boiler	Dry Sorbent Injection	Low NOx Cell Burner|Selective Catalytic Reduction	Baghouse	Halogenated PAC Sorbent Injection	ARP, CSNOX, CSOSG2E, CSSO2G1, MATS
MI	J H Campbell	1710	2	########	9	0	Coal	Cell burner boiler	Dry Sorbent Injection	Low NOx Cell Burner|Selective Catalytic Reduction	Baghouse	Halogenated PAC Sorbent Injection	ARP, CSNOX, CSOSG2E, CSSO2G1, MATS
MI	J H Campbell	1710	2	########	10	0	Coal	Cell burner boiler	Dry Sorbent Injection	Low NOx Cell Burner|Selective Catalytic Reduction	Baghouse	Halogenated PAC Sorbent Injection	ARP, CSNOX, CSOSG2E, CSSO2G1, MATS
MI	J H Campbell	1710	2	########	11	0	Coal	Cell burner boiler	Dry Sorbent Injection	Low NOx Cell Burner|Selective Catalytic Reduction	Baghouse	Halogenated PAC Sorbent Injection	ARP, CSNOX, CSOSG2E, CSSO2G1, MATS
MI	J H Campbell	1710	2	########	12	0	Coal	Cell burner boiler	Dry Sorbent Injection	Low NOx Cell Burner|Selective Catalytic Reduction	Baghouse	Halogenated PAC Sorbent Injection	ARP, CSNOX, CSOSG2E, CSSO2G1, MATS
MI	J H Campbell	1710	2	########	13	0	Coal	Cell burner boiler	Dry Sorbent Injection	Low NOx Cell Burner|Selective Catalytic Reduction	Baghouse	Halogenated PAC Sorbent Injection	ARP, CSNOX, CSOSG2E, CSSO2G1, MATS
MI	J H Campbell	1710	2	########	14	0	Coal	Cell burner boiler	Dry Sorbent Injection	Low NOx Cell Burner|Selective Catalytic Reduction	Baghouse	Halogenated PAC Sorbent Injection	ARP, CSNOX, CSOSG2E, CSSO2G1, MATS
MI	J H Campbell	1710	2	########	15	0	Coal	Cell burner boiler	Dry Sorbent Injection	Low NOx Cell Burner|Selective Catalytic Reduction	Baghouse	Halogenated PAC Sorbent Injection	ARP, CSNOX, CSOSG2E, CSSO2G1, MATS
MI	J H Campbell	1710	2	########	16	0	Coal	Cell burner boiler	Dry Sorbent Injection	Low NOx Cell Burner|Selective Catalytic Reduction	Baghouse	Halogenated PAC Sorbent Injection	ARP, CSNOX, CSOSG2E, CSSO2G1, MATS
MI	J H Campbell	1710	2	########	17	0	Coal	Cell burner boiler	Dry Sorbent Injection	Low NOx Cell Burner|Selective Catalytic Reduction	Baghouse	Halogenated PAC Sorbent Injection	ARP, CSNOX, CSOSG2E, CSSO2G1, MATS
MI	J H Campbell	1710	2	########	18	0	Coal	Cell burner boiler	Dry Sorbent Injection	Low NOx Cell Burner|Selective Catalytic Reduction	Baghouse	Halogenated PAC Sorbent Injection	ARP, CSNOX, CSOSG2E, CSSO2G1, MATS
MI	J H Campbell	1710	2	########	19	0	Coal	Cell burner boiler	Dry Sorbent Injection	Low NOx Cell Burner|Selective Catalytic Reduction	Baghouse	Halogenated PAC Sorbent Injection	ARP, CSNOX, CSOSG2E, CSSO2G1, MATS
MI	J H Campbell	1710	2	########	20	0	Coal	Cell burner boiler	Dry Sorbent Injection	Low NOx Cell Burner|Selective Catalytic Reduction	Baghouse	Halogenated PAC Sorbent Injection	ARP, CSNOX, CSOSG2E, CSSO2G1, MATS
MI	J H Campbell	1710	2	########	21	0	Coal	Cell burner boiler	Dry Sorbent Injection	Low NOx Cell Burner|Selective Catalytic Reduction	Baghouse	Halogenated PAC Sorbent Injection	ARP, CSNOX, CSOSG2E, CSSO2G1, MATS
MI	J H Campbell	1710	2	########	22	0	Coal	Cell burner boiler	Dry Sorbent Injection	Low NOx Cell Burner|Selective Catalytic Reduction	Baghouse	Halogenated PAC Sorbent Injection	ARP, CSNOX, CSOSG2E, CSSO2G1, MATS
MI	J H Campbell	1710	2	########	23	0	Coal	Cell burner boiler	Dry Sorbent Injection	Low NOx Cell Burner|Selective Catalytic Reduction	Baghouse	Halogenated PAC Sorbent Injection	ARP, CSNOX, CSOSG2E, CSSO2G1, MATS
MI	J H Campbell	1710	2	########	0	0	Coal	Cell burner boiler	Dry Sorbent Injection	Low NOx Cell Burner|Selective Catalytic Reduction	Baghouse	Halogenated PAC Sorbent Injection	ARP, CSNOX, CSOSG2E, CSSO2G1, MATS
MI	J H Campbell	1710	2	########	1	0	Coal	Cell burner boiler	Dry Sorbent Injection	Low NOx Cell Burner|Selective Catalytic Reduction	Baghouse	Halogenated PAC Sorbent Injection	ARP, CSNOX, CSOSG2E, CSSO2G1, MATS
MI	J H Campbell	1710	2	########	2	0	Coal	Cell burner boiler	Dry Sorbent Injection	Low NOx Cell Burner|Selective Catalytic Reduction	Baghouse	Halogenated PAC Sorbent Injection	ARP, CSNOX, CSOSG2E, CSSO2G1, MATS
MI	J H Campbell	1710	2	########	3	0	Coal	Cell burner boiler	Dry Sorbent Injection	Low NOx Cell Burner|Selective Catalytic Reduction	Baghouse	Halogenated PAC Sorbent Injection	ARP, CSNOX, CSOSG2E, CSSO2G1, MATS
MI	J H Campbell	1710	2	########	4	0	Coal	Cell burner boiler	Dry Sorbent Injection	Low NOx Cell Burner|Selective Catalytic Reduction	Baghouse	Halogenated PAC Sorbent Injection	ARP, CSNOX, CSOSG2E, CSSO2G1, MATS
MI	J H Campbell	1710	2	########	5	0	Coal	Cell burner boiler	Dry Sorbent Injection	Low NOx Cell Burner|Selective Catalytic Reduction	Baghouse	Halogenated PAC Sorbent Injection	ARP, CSNOX, CSOSG2E, CSSO2G1, MATS
MI	J H Campbell	1710	2	########	6	0	Coal	Cell burner boiler	Dry Sorbent Injection	Low NOx Cell Burner|Selective Catalytic Reduction	Baghouse	Halogenated PAC Sorbent Injection	ARP, CSNOX, CSOSG2E, CSSO2G1, MATS
MI	J H Campbell	1710	2	########	7	0	Coal	Cell burner boiler	Dry Sorbent Injection	Low NOx Cell Burner|Selective Catalytic Reduction	Baghouse	Halogenated PAC Sorbent Injection	ARP, CSNOX, CSOSG2E, CSSO2G1, MATS
MI	J H Campbell	1710	2	########	8	0	Coal	Cell burner boiler	Dry Sorbent Injection	Low NOx Cell Burner|Selective Catalytic Reduction	Baghouse	Halogenated PAC Sorbent Injection	ARP, CSNOX, CSOSG2E, CSSO2G1, MATS
MI	J H Campbell	1710	2	########	9	0	Coal	Cell burner boiler	Dry Sorbent Injection	Low NOx Cell Burner|Selective Catalytic Reduction	Baghouse	Halogenated PAC Sorbent Injection	ARP, CSNOX, CSOSG2E, CSSO2G1, MATS
MI	J H Campbell	1710	2	########	10	0	Coal	Cell burner boiler	Dry Sorbent Injection	Low NOx Cell Burner|Selective Catalytic Reduction	Baghouse	Halogenated PAC Sorbent Injection	ARP, CSNOX, CSOSG2E, CSSO2G1, MATS
MI	J H Campbell	1710	2	########	11	0	Coal	Cell burner boiler	Dry Sorbent Injection	Low NOx Cell Burner|Selective Catalytic Reduction	Baghouse	Halogenated PAC Sorbent Injection	ARP, CSNOX, CSOSG2E, CSSO2G1, MATS
MI	J H Campbell	1710	2	########	12	0	Coal	Cell burner boiler	Dry Sorbent Injection	Low NOx Cell Burner|Selective Catalytic Reduction	Baghouse	Halogenated PAC Sorbent Injection	ARP, CSNOX, CSOSG2E, CSSO2G1, MATS
MI	J H Campbell	1710	2	########	13	0	Coal	Cell burner boiler	Dry Sorbent Injection	Low NOx Cell Burner|Selective Catalytic Reduction	Baghouse	Halogenated PAC Sorbent Injection	ARP, CSNOX, CSOSG2E, CSSO2G1, MATS
MI	J H Campbell	1710	2	########	14	0	Coal	Cell burner boiler	Dry Sorbent Injection	Low NOx Cell Burner|Selective Catalytic Reduction	Baghouse	Halogenated PAC Sorbent Injection	ARP, CSNOX, CSOSG2E, CSSO2G1, MATS
MI	J H Campbell	1710	2	########	15	0	Coal	Cell burner boiler	Dry Sorbent Injection	Low NOx Cell Burner|Selective Catalytic Reduction	Baghouse	Halogenated PAC Sorbent Injection	ARP, CSNOX, CSOSG2E, CSSO2G1, MATS
MI	J H Campbell	1710	2	########	16	0	Coal	Cell burner boiler	Dry Sorbent Injection	Low NOx Cell Burner|Selective Catalytic Reduction	Baghouse	Halogenated PAC Sorbent Injection	ARP, CSNOX, CSOSG2E, CSSO2G1, MATS
MI	J H Campbell	1710	2	########	17	0	Coal	Cell burner boiler	Dry Sorbent Injection	Low NOx Cell Burner|Selective Catalytic Reduction	Baghouse	Halogenated PAC Sorbent Injection	ARP, CSNOX, CSOSG2E, CSSO2G1, MATS
MI	J H Campbell	1710	2	########	18	0	Coal	Cell burner boiler	Dry Sorbent Injection	Low NOx Cell Burner|Selective Catalytic Reduction	Baghouse	Halogenated PAC Sorbent Injection	ARP, CSNOX, CSOSG2E, CSSO2G1, MATS
MI	J H Campbell	1710	2	########	19	0	Coal	Cell burner boiler	Dry Sorbent Injection	Low NOx Cell Burner|Selective Catalytic Reduction	Baghouse	Halogenated PAC Sorbent Injection	ARP, CSNOX, CSOSG2E, CSSO2G1, MATS
MI	J H Campbell	1710	2	########	20	0	Coal	Cell burner boiler	Dry Sorbent Injection	Low NOx Cell Burner|Selective Catalytic Reduction	Baghouse	Halogenated PAC Sorbent Injection	ARP, CSNOX, CSOSG2E, CSSO2G1, MATS
MI	J H Campbell	1710	2	########	21	0	Coal	Cell burner boiler	Dry Sorbent Injection	Low NOx Cell Burner|Selective Catalytic Reduction	Baghouse	Halogenated PAC Sorbent Injection	ARP, CSNOX, CSOSG2E, CSSO2G1, MATS
MI	J H Campbell	1710	2	########	22	0	Coal	Cell burner boiler	Dry Sorbent Injection	Low NOx Cell Burner|Selective Catalytic Reduction	Baghouse	Halogenated PAC Sorbent Injection	ARP, CSNOX, CSOSG2E, CSSO2G1, MATS
MI	J H Campbell	1710	2	########	23	0	Coal	Cell burner boiler	Dry Sorbent Injection	Low NOx Cell Burner|Selective Catalytic Reduction	Baghouse	Halogenated PAC Sorbent Injection	ARP, CSNOX, CSOSG2E, CSSO2G1, MATS
MI	J H Campbell	1710	2	########	0	0	Coal	Cell burner boiler	Dry Sorbent Injection	Low NOx Cell Burner|Selective Catalytic Reduction	Baghouse	Halogenated PAC Sorbent Injection	ARP, CSNOX, CSOSG2E, CSSO2G1, MATS
MI	J H Campbell	1710	2	########	1	0	Coal	Cell burner boiler	Dry Sorbent Injection	Low NOx Cell Burner|Selective Catalytic Reduction	Baghouse	Halogenated PAC Sorbent Injection	ARP, CSNOX, CSOSG2E, CSSO2G1, MATS
MI	J H Campbell	1710	2	########	2	0	Coal	Cell burner boiler	Dry Sorbent Injection	Low NOx Cell Burner|Selective Catalytic Reduction	Baghouse	Halogenated PAC Sorbent Injection	ARP, CSNOX, CSOSG2E, CSSO2G1, MATS
MI	J H Campbell	1710	2	########	3	0	Coal	Cell burner boiler	Dry Sorbent Injection	Low NOx Cell Burner|Selective Catalytic Reduction	Baghouse	Halogenated PAC Sorbent Injection	ARP, CSNOX, CSOSG2E, CSSO2G1, MATS
MI	J H Campbell	1710	2	########	4	0	Coal	Cell burner boiler	Dry Sorbent Injection	Low NOx Cell Burner|Selective Catalytic Reduction	Baghouse	Halogenated PAC Sorbent Injection	ARP, CSNOX, CSOSG2E, CSSO2G1, MATS
MI	J H Campbell	1710	2	########	5	0	Coal	Cell burner boiler	Dry Sorbent Injection	Low NOx Cell Burner|Selective Catalytic Reduction	Baghouse	Halogenated PAC Sorbent Injection	ARP, CSNOX, CSOSG2E, CSSO2G1, MATS
MI	J H Campbell	1710	2	########	6	0	Coal	Cell burner boiler	Dry Sorbent Injection	Low NOx Cell Burner|Selective Catalytic Reduction	Baghouse	Halogenated PAC Sorbent Injection	ARP, CSNOX, CSOSG2E, CSSO2G1, MATS
MI	J H Campbell	1710	2	########	7	0	Coal	Cell burner boiler	Dry Sorbent Injection	Low NOx Cell Burner|Selective Catalytic Reduction	Baghouse	Halogenated PAC Sorbent Injection	ARP, CSNOX, CSOSG2E, CSSO2G1, MATS
MI	J H Campbell	1710	2	########	8	0	Coal	Cell burner boiler	Dry Sorbent Injection	Low NOx Cell Burner|Selective Catalytic Reduction	Baghouse	Halogenated PAC Sorbent Injection	ARP, CSNOX, CSOSG2E, CSSO2G1, MATS
MI	J H Campbell	1710	2	########	9	0	Coal	Cell burner boiler	Dry Sorbent Injection	Low NOx Cell Burner|Selective Catalytic Reduction	Baghouse	Halogenated PAC Sorbent Injection	ARP, CSNOX, CSOSG2E, CSSO2G1, MATS
MI	J H Campbell	1710	2	########	10	0	Coal	Cell burner boiler	Dry Sorbent Injection	Low NOx Cell Burner|Selective Catalytic Reduction	Baghouse	Halogenated PAC Sorbent Injection	ARP, CSNOX, CSOSG2E, CSSO2G1, MATS
MI	J H Campbell	1710	2	########	11	0	Coal	Cell burner boiler	Dry Sorbent Injection	Low NOx Cell Burner|Selective Catalytic Reduction	Baghouse	Halogenated PAC Sorbent Injection	ARP, CSNOX, CSOSG2E, CSSO2G1, MATS
MI	J H Campbell	1710	2	########	12	0	Coal	Cell burner boiler	Dry Sorbent Injection	Low NOx Cell Burner|Selective Catalytic Reduction	Baghouse	Halogenated PAC Sorbent Injection	ARP, CSNOX, CSOSG2E, CSSO2G1, MATS
MI	J H Campbell	1710	2	########	13	0	Coal	Cell burner boiler	Dry Sorbent Injection	Low NOx Cell Burner|Selective Catalytic Reduction	Baghouse	Halogenated PAC Sorbent Injection	ARP, CSNOX, CSOSG2E, CSSO2G1, MATS
MI	J H Campbell	1710	2	########	14	0	Coal	Cell burner boiler	Dry Sorbent Injection	Low NOx Cell Burner|Selective Catalytic Reduction	Baghouse	Halogenated PAC Sorbent Injection	ARP, CSNOX, CSOSG2E, CSSO2G1, MATS
MI	J H Campbell	1710	2	########	15	0	Coal	Cell burner boiler	Dry Sorbent Injection	Low NOx Cell Burner|Selective Catalytic Reduction	Baghouse	Halogenated PAC Sorbent Injection	ARP, CSNOX, CSOSG2E, CSSO2G1, MATS
MI	J H Campbell	1710	2	########	16	0	Coal	Cell burner boiler	Dry Sorbent Injection	Low NOx Cell Burner|Selective Catalytic Reduction	Baghouse	Halogenated PAC Sorbent Injection	ARP, CSNOX, CSOSG2E, CSSO2G1, MATS
MI	J H Campbell	1710	2	########	17	0	Coal	Cell burner boiler	Dry Sorbent Injection	Low NOx Cell Burner|Selective Catalytic Reduction	Baghouse	Halogenated PAC Sorbent Injection	ARP, CSNOX, CSOSG2E, CSSO2G1, MATS
MI	J H Campbell	1710	2	########	18	0	Coal	Cell burner boiler	Dry Sorbent Injection	Low NOx Cell Burner|Selective Catalytic Reduction	Baghouse	Halogenated PAC Sorbent Injection	ARP, CSNOX, CSOSG2E, CSSO2G1, MATS
MI	J H Campbell	1710	2	########	19	0	Coal	Cell burner boiler	Dry Sorbent Injection	Low NOx Cell Burner|Selective Catalytic Reduction	Baghouse	Halogenated PAC Sorbent Injection	ARP, CSNOX, CSOSG2E, CSSO2G1, MATS

| | | |

MI	J H Campbell	1710	2	########	19	1	200	470.1	Measured	0.237	Calculated	208.3	Measured	0.105	Calculated	99.3	Measured	0.05	Measured	1985.7	Measured	Coal	Cell burner boiler	Dry Sorbent Injection	Low NOx Cell Burner|Selective Catalytic Reduction	Baghouse	Halogenated PAC Sorbent Injection	ARP, CSNOX, CSOSG2E, CSSO2G1, MATS
MI	J H Campbell	1710	2	########	20	1	200	459.7	Measured	0.231	Calculated	209.1	Measured	0.105	Calculated	105.7	Measured	0.053	Measured	1994.1	Measured	Coal	Cell burner boiler	Dry Sorbent Injection	Low NOx Cell Burner|Selective Catalytic Reduction	Baghouse	Halogenated PAC Sorbent Injection	ARP, CSNOX, CSOSG2E, CSSO2G1, MATS
MI	J H Campbell	1710	2	########	21	1	200	494.1	Measured	0.246	Calculated	210.4	Measured	0.105	Calculated	104.3	Measured	0.052	Measured	2006.1	Measured	Coal	Cell burner boiler	Dry Sorbent Injection	Low NOx Cell Burner|Selective Catalytic Reduction	Baghouse	Halogenated PAC Sorbent Injection	ARP, CSNOX, CSOSG2E, CSSO2G1, MATS
MI	J H Campbell	1710	2	########	22	1	200	505.6	Measured	0.254	Calculated	208.8	Measured	0.105	Calculated	103.5	Measured	0.052	Measured	1990.6	Measured	Coal	Cell burner boiler	Dry Sorbent Injection	Low NOx Cell Burner|Selective Catalytic Reduction	Baghouse	Halogenated PAC Sorbent Injection	ARP, CSNOX, CSOSG2E, CSSO2G1, MATS
MI	J H Campbell	1710	2	########	23	1	200	511.9	Measured	0.257	Calculated	209.1	Measured	0.105	Calculated	91.7	Measured	0.046	Measured	1993.8	Measured	Coal	Cell burner boiler	Dry Sorbent Injection	Low NOx Cell Burner|Selective Catalytic Reduction	Baghouse	Halogenated PAC Sorbent Injection	ARP, CSNOX, CSOSG2E, CSSO2G1, MATS
MI	J H Campbell	1710	2	########	0	1	200	476.3	Measured	0.239	Calculated	209.4	Measured	0.105	Calculated	121.8	Measured	0.061	Measured	1996.1	Measured	Coal	Cell burner boiler	Dry Sorbent Injection	Low NOx Cell Burner|Selective Catalytic Reduction	Baghouse	Halogenated PAC Sorbent Injection	ARP, CSNOX, CSOSG2E, CSSO2G1, MATS
MI	J H Campbell	1710	2	########	1	1	200	494.6	Measured	0.248	Calculated	209	Measured	0.105	Calculated	101.7	Measured	0.051	Measured	1993.2	Measured	Coal	Cell burner boiler	Dry Sorbent Injection	Low NOx Cell Burner|Selective Catalytic Reduction	Baghouse	Halogenated PAC Sorbent Injection	ARP, CSNOX, CSOSG2E, CSSO2G1, MATS
MI	J H Campbell	1710	2	########	2	1	199	579.3	Measured	0.291	Calculated	208.9	Measured	0.105	Calculated	109.6	Measured	0.055	Measured	1992.1	Measured	Coal	Cell burner boiler	Dry Sorbent Injection	Low NOx Cell Burner|Selective Catalytic Reduction	Baghouse	Halogenated PAC Sorbent Injection	ARP, CSNOX, CSOSG2E, CSSO2G1, MATS
MI	J H Campbell	1710	2	########	3	1	200	625	Measured	0.316	Calculated	207.2	Measured	0.105	Calculated	102.7	Measured	0.052	Measured	1975.6	Measured	Coal	Cell burner boiler	Dry Sorbent Injection	Low NOx Cell Burner|Selective Catalytic Reduction	Baghouse	Halogenated PAC Sorbent Injection	ARP, CSNOX, CSOSG2E, CSSO2G1, MATS
MI	J H Campbell	1710	2	########	4	1	200	650.3	Measured	0.329	Calculated	207.3	Measured	0.105	Calculated	100.8	Measured	0.051	Measured	1976.6	Measured	Coal	Cell burner boiler	Dry Sorbent Injection	Low NOx Cell Burner|Selective Catalytic Reduction	Baghouse	Halogenated PAC Sorbent Injection	ARP, CSNOX, CSOSG2E, CSSO2G1, MATS
MI	J H Campbell	1710	2	########	5	1	200	629.5	Measured	0.322	Calculated	205.3	Measured	0.105	Calculated	92	Measured	0.047	Measured	1957.8	Measured	Coal	Cell burner boiler	Dry Sorbent Injection	Low NOx Cell Burner|Selective Catalytic Reduction	Baghouse	Halogenated PAC Sorbent Injection	ARP, CSNOX, CSOSG2E, CSSO2G1, MATS
MI	J H Campbell	1710	2	########	6	1	201	651	Measured	0.328	Calculated	208.3	Measured	0.105	Calculated	101.3	Measured	0.051	Measured	1986.4	Measured	Coal	Cell burner boiler	Dry Sorbent Injection	Low NOx Cell Burner|Selective Catalytic Reduction	Baghouse	Halogenated PAC Sorbent Injection	ARP, CSNOX, CSOSG2E, CSSO2G1, MATS
MI	J H Campbell	1710	2	########	7	1	200	617	Measured	0.311	Calculated	208.2	Measured	0.105	Calculated	101.2	Measured	0.051	Measured	1984.9	Measured	Coal	Cell burner boiler	Dry Sorbent Injection	Low NOx Cell Burner|Selective Catalytic Reduction	Baghouse	Halogenated PAC Sorbent Injection	ARP, CSNOX, CSOSG2E, CSSO2G1, MATS
MI	J H Campbell	1710	2	########	8	1	200	563.8	Measured	0.282	Calculated	210	Measured	0.105	Calculated	100.1	Measured	0.05	Measured	2001.9	Measured	Coal	Cell burner boiler	Dry Sorbent Injection	Low NOx Cell Burner|Selective Catalytic Reduction	Baghouse	Halogenated PAC Sorbent Injection	ARP, CSNOX, CSOSG2E, CSSO2G1, MATS
MI	J H Campbell	1710	2	########	9	1	199	503.3	Measured	0.253	Calculated	208.5	Measured	0.105	Calculated	99.4	Measured	0.05	Measured	1988.4	Measured	Coal	Cell burner boiler	Dry Sorbent Injection	Low NOx Cell Burner|Selective Catalytic Reduction	Baghouse	Halogenated PAC Sorbent Injection	ARP, CSNOX, CSOSG2E, CSSO2G1, MATS
MI	J H Campbell	1710	2	########	10	1	200	485.1	Measured	0.243	Calculated	209.6	Measured	0.105	Calculated	105.9	Measured	0.053	Measured	1998.5	Measured	Coal	Cell burner boiler	Dry Sorbent Injection	Low NOx Cell Burner|Selective Catalytic Reduction	Baghouse	Halogenated PAC Sorbent Injection	ARP, CSNOX, CSOSG2E, CSSO2G1, MATS
MI	J H Campbell	1710	2	########	11	1	200	525.3	Measured	0.266	Calculated	206.8	Measured	0.105	Calculated	110.4	Measured	0.056	Measured	1972.2	Measured	Coal	Cell burner boiler	Dry Sorbent Injection	Low NOx Cell Burner|Selective Catalytic Reduction	Baghouse	Halogenated PAC Sorbent Injection	ARP, CSNOX, CSOSG2E, CSSO2G1, MATS
MI	J H Campbell	1710	2	########	12	1	200	554.8	Measured	0.278	Calculated	209.7	Measured	0.105	Calculated	108	Measured	0.054	Measured	1999.2	Measured	Coal	Cell burner boiler	Dry Sorbent Injection	Low NOx Cell Burner|Selective Catalytic Reduction	Baghouse	Halogenated PAC Sorbent Injection	ARP, CSNOX, CSOSG2E, CSSO2G1, MATS
MI	J H Campbell	1710	2	########	13	1	200	583.8	Measured	0.291	Calculated	210.1	Measured	0.105	Calculated	110.2	Measured	0.055	Measured	2003.1	Measured	Coal	Cell burner boiler	Dry Sorbent Injection	Low NOx Cell Burner|Selective Catalytic Reduction	Baghouse	Halogenated PAC Sorbent Injection	ARP, CSNOX, CSOSG2E, CSSO2G1, MATS
MI	J H Campbell	1710	2	########	14	1	200	547.5	Measured	0.273	Calculated	210.1	Measured	0.105	Calculated	110.2	Measured	0.055	Measured	2003.4	Measured	Coal	Cell burner boiler	Dry Sorbent Injection	Low NOx Cell Burner|Selective Catalytic Reduction	Baghouse	Halogenated PAC Sorbent Injection	ARP, CSNOX, CSOSG2E, CSSO2G1, MATS
MI	J H Campbell	1710	2	########	15	1	199	423.1	Measured	0.212	Calculated	209.8	Measured	0.105	Calculated	106	Measured	0.053	Measured	2000.1	Measured	Coal	Cell burner boiler	Dry Sorbent Injection	Low NOx Cell Burner|Selective Catalytic Reduction	Baghouse	Halogenated PAC Sorbent Injection	ARP, CSNOX, CSOSG2E, CSSO2G1, MATS
MI	J H Campbell	1710	2	########	16	1	200	461.6	Measured	0.232	Calculated	208.7	Measured	0.105	Calculated	107.4	Measured	0.054	Measured	1989.5	Measured	Coal	Cell burner boiler	Dry Sorbent Injection	Low NOx Cell Burner|Selective Catalytic Reduction	Baghouse	Halogenated PAC Sorbent Injection	ARP, CSNOX, CSOSG2E, CSSO2G1, MATS
MI	J H Campbell	1710	2	########	17	1	201	607.1	Measured	0.307	Calculated	207.6	Measured	0.105	Calculated	112.8	Measured	0.057	Measured	1979.4	Measured	Coal	Cell burner boiler	Dry Sorbent Injection	Low NOx Cell Burner|Selective Catalytic Reduction	Baghouse	Halogenated PAC Sorbent Injection	ARP, CSNOX, CSOSG2E, CSSO2G1, MATS
MI	J H Campbell	1710	2	########	18	1	200	613.5	Measured	0.31	Calculated	207.6	Measured	0.105	Calculated	114.8	Measured	0.058	Measured	1979.2	Measured	Coal	Cell burner boiler	Dry Sorbent Injection	Low NOx Cell Burner|Selective Catalytic Reduction	Baghouse	Halogenated PAC Sorbent Injection	ARP, CSNOX, CSOSG2E, CSSO2G1, MATS
MI	J H Campbell	1710	2	########	19	1	201	557.7	Measured	0.281	Calculated	208.1	Measured	0.105	Calculated	113.1	Measured	0.057	Measured	1984.3	Measured	Coal	Cell burner boiler	Dry Sorbent Injection	Low NOx Cell Burner|Selective Catalytic Reduction	Baghouse	Halogenated PAC Sorbent Injection	ARP, CSNOX, CSOSG2E, CSSO2G1, MATS
MI	J H Campbell	1710	2	########	20	1	199	495.5	Measured	0.25	Calculated	208.2	Measured	0.105	Calculated	107.2	Measured	0.054	Measured	1985.5	Measured	Coal	Cell burner boiler	Dry Sorbent Injection	Low NOx Cell Burner|Selective Catalytic Reduction	Baghouse	Halogenated PAC Sorbent Injection	ARP, CSNOX, CSOSG2E, CSSO2G1, MATS
MI	J H Campbell	1710	2	########	21	1	200	468.6	Measured	0.235	Calculated	209.1	Measured	0.105	Calculated	107.7	Measured	0.054	Measured	1993.6	Measured	Coal	Cell burner boiler	Dry Sorbent Injection	Low NOx Cell Burner|Selective Catalytic Reduction	Baghouse	Halogenated PAC Sorbent Injection	ARP, CSNOX, CSOSG2E, CSSO2G1, MATS
MI	J H Campbell	1710	2	########	22	1	200	468.7	Measured	0.234	Calculated	209.7	Measured	0.105	Calculated	112	Measured	0.056	Measured	1999.9	Measured	Coal	Cell burner boiler	Dry Sorbent Injection	Low NOx Cell Burner|Selective Catalytic Reduction	Baghouse	Halogenated PAC Sorbent Injection	ARP, CSNOX, CSOSG2E, CSSO2G1, MATS
MI	J H Campbell	1710	2	########	23	1	200	499.1	Measured	0.25	Calculated	209	Measured	0.105	Calculated	111.6	Measured	0.056	Measured	1992.6	Measured	Coal	Cell burner boiler	Dry Sorbent Injection	Low NOx Cell Burner|Selective Catalytic Reduction	Baghouse	Halogenated PAC Sorbent Injection	ARP, CSNOX, CSOSG2E, CSSO2G1, MATS
MI	J H Campbell	1710	2	7/1/2025	0	1	200	508.9	Measured	0.257	Calculated	208	Measured	0.105	Calculated	107.1	Measured	0.054	Measured	1983.4	Measured	Coal	Cell burner boiler	Dry Sorbent Injection	Low NOx Cell Burner|Selective Catalytic Reduction	Baghouse	Halogenated PAC Sorbent Injection	ARP, CSNOX, CSOSG2E, CSSO2G1, MATS
MI	J H Campbell	1710	2	7/1/2025	1	1	200	502	Measured	0.252	Calculated	208.9	Measured	0.105	Calculated	113.5	Measured	0.057	Measured	1991.5	Measured	Coal	Cell burner boiler	Dry Sorbent Injection	Low NOx Cell Burner|Selective Catalytic Reduction	Baghouse	Halogenated PAC Sorbent Injection	ARP, CSNOX, CSOSG2E, CSSO2G1, MATS
MI	J H Campbell	1710	2	7/1/2025	2	1	199	500.1	Measured	0.251	Calculated	208.9	Measured	0.105	Calculated	105.6	Measured	0.053	Measured	1991.7	Measured	Coal	Cell burner boiler	Dry Sorbent Injection	Low NOx Cell Burner|Selective Catalytic Reduction	Baghouse	Halogenated PAC Sorbent Injection	ARP, CSNOX, CSOSG2E, CSSO2G1, MATS
MI	J H Campbell	1710	2	7/1/2025	3	1	200	514	Measured	0.258	Calculated	209.3	Measured	0.105	Calculated	107.8	Measured	0.054	Measured	1996	Measured	Coal	Cell burner boiler	Dry Sorbent Injection	Low NOx Cell Burner|Selective Catalytic Reduction	Baghouse	Halogenated PAC Sorbent Injection	ARP, CSNOX, CSOSG2E, CSSO2G1, MATS
MI	J H Campbell	1710	2	7/1/2025	4	1	200	508.9	Measured	0.256	Calculated	208.6	Measured	0.105	Calculated	107.4	Measured	0.054	Measured	1988.6	Measured	Coal	Cell burner boiler	Dry Sorbent Injection	Low NOx Cell Burner|Selective Catalytic Reduction	Baghouse	Halogenated PAC Sorbent Injection	ARP, CSNOX, CSOSG2E, CSSO2G1, MATS
MI	J H Campbell	1710	2	7/1/2025	5	1	200	488.9	Measured	0.246	Calculated	208.7	Measured	0.105	Calculated	105.5	Measured	0.053	Measured	1990.3	Measured	Coal	Cell burner boiler	Dry Sorbent Injection	Low NOx Cell Burner|Selective Catalytic Reduction	Baghouse	Halogenated PAC Sorbent Injection	ARP, CSNOX, CSOSG2E, CSSO2G1, MATS
MI	J H Campbell	1710	2	7/1/2025	6	1	200	497.6	Measured	0.247	Calculated	211.1	Measured	0.105	Calculated	108.7	Measured	0.054	Measured	2012.9	Measured	Coal	Cell burner boiler	Dry Sorbent Injection	Low NOx Cell Burner|Selective Catalytic Reduction	Baghouse	Halogenated PAC Sorbent Injection	ARP, CSNOX, CSOSG2E, CSSO2G1, MATS
MI	J H Campbell	1710	2	7/1/2025	7	1	199	485	Measured	0.242	Calculated	210.4	Measured	0.105	Calculated	110.3	Measured	0.055	Measured	2005.8	Measured	Coal	Cell burner boiler	Dry Sorbent Injection	Low NOx Cell Burner|Selective Catalytic Reduction	Baghouse	Halogenated PAC Sorbent Injection	ARP, CSNOX, CSOSG2E, CSSO2G1, MATS
MI	J H Campbell	1710	2	7/1/2025	8	1	200	536.2	Measured	0.266	Calculated	211.7	Measured	0.105	Calculated	109	Measured	0.054	Measured	2018.1	Measured	Coal	Cell burner boiler	Dry Sorbent Injection	Low NOx Cell Burner|Selective Catalytic Reduction	Baghouse	Halogenated PAC Sorbent Injection	ARP, CSNOX, CSOSG2E, CSSO2G1, MATS
MI	J H Campbell	1710	2	7/1/2025	9	1	200	547.1	Measured	0.271	Calculated	211.4	Measured	0.105	Calculated	106.8	Measured	0.053	Measured	2015.8	Measured	Coal	Cell burner boiler	Dry Sorbent Injection	Low NOx Cell Burner|Selective Catalytic Reduction	Baghouse	Halogenated PAC Sorbent Injection	ARP, CSNOX, CSOSG2E, CSSO2G1, MATS
MI	J H Campbell	1710	2	7/1/2025	10	1	201	545.6	Measured	0.266	Calculated	215.1	Measured	0.105	Calculated	108.7	Measured	0.053	Measured	2050.7	Measured	Coal	Cell burner boiler	Dry Sorbent Injection	Low NOx Cell Burner|Selective Catalytic Reduction	Baghouse	Halogenated PAC Sorbent Injection	ARP, CSNOX, CSOSG2E, CSSO2G1, MATS
MI	J H Campbell	1710	2	7/1/2025	11	1	200	536.8	Measured	0.262	Calculated	214.6	Measured	0.105	Calculated	108.5	Measured	0.053	Measured	2046.3	Measured	Coal	Cell burner boiler	Dry Sorbent Injection	Low NOx Cell Burner|Selective Catalytic Reduction	Baghouse	Halogenated PAC Sorbent Injection	ARP, CSNOX, CSOSG2E, CSSO2G1, MATS
MI	J H Campbell	1710	2	7/1/2025	12	1	199	502.7	Measured	0.248	Calculated	212.2	Measured	0.105	Calculated	107.2	Measured	0.053	Measured	2023.2	Measured	Coal	Cell burner boiler	Dry Sorbent Injection	Low NOx Cell Burner|Selective Catalytic Reduction	Baghouse	Halogenated PAC Sorbent Injection	ARP, CSNOX, CSOSG2E, CSSO2G1, MATS
MI	J H Campbell	1710	2	7/1/2025	13	1	200	504.9	Measured	0.248	Calculated	213.7	Measured	0.105	Calculated	108	Measured	0.053	Measured	2037.5	Measured	Coal	Cell burner boiler	Dry Sorbent Injection	Low NOx Cell Burner|Selective Catalytic Reduction	Baghouse	Halogenated PAC Sorbent Injection	ARP, CSNOX, CSOSG2E, CSSO2G1, MATS
MI	J H Campbell	1710	2	7/1/2025	14	1	200	532	Measured	0.261	Calculated	213.8	Measured	0.105	Calculated	108	Measured	0.053	Measured	2038.1	Measured	Coal	Cell burner boiler	Dry Sorbent Injection	Low NOx Cell Burner|Selective Catalytic Reduction	Baghouse	Halogenated PAC Sorbent Injection	ARP, CSNOX, CSOSG2E, CSSO2G1, MATS
MI	J H Campbell	1710	2	7/1/2025	15	1	201	577.7	Measured	0.283	Calculated	214.3	Measured	0.105	Calculated	100.1	Measured	0.049	Measured	2043.2	Measured	Coal	Cell burner boiler	Dry Sorbent Injection	Low NOx Cell Burner|Selective Catalytic Reduction	Baghouse	Halogenated PAC Sorbent Injection	ARP, CSNOX, CSOSG2E, CSSO2G1, MATS
MI	J H Campbell	1710	2	7/1/2025	16	1	200	569.3	Measured	0.279	Calculated	213.8	Measured	0.105	Calculated	108	Measured	0.053	Measured	2038.2	Measured	Coal	Cell burner boiler	Dry Sorbent Injection	Low NOx Cell Burner|Selective Catalytic Reduction	Baghouse	Halogenated PAC Sorbent Injection	ARP, CSNOX, CSOSG2E, CSSO2G1, MATS
MI	J H Campbell	1710	2	7/1/2025	17	1	200	579.1	Measured	0.285	Calculated	213.1	Measured	0.105	Calculated	109.7	Measured	0.054	Measured	2032	Measured	Coal	Cell burner boiler	Dry Sorbent Injection	Low NOx Cell Burner|Selective Catalytic Reduction	Baghouse	Halogenated PAC Sorbent Injection	ARP, CSNOX, CSOSG2E, CSSO2G1, MATS
MI	J H Campbell	1710	2	7/1/2025	18	1	200	590	Measured	0.293	Calculated	211.2	Measured	0.105	Calculated	108.7	Measured	0.054	Measured	2013.6	Measured	Coal	Cell burner boiler	Dry Sorbent Injection	Low NOx Cell Burner|Selective Catalytic Reduction	Baghouse	Halogenated PAC Sorbent Injection	ARP, CSNOX, CSOSG2E, CSSO2G1, MATS
MI	J H Campbell	1710	2	7/1/2025	19	1	200	574.3	Measured	0.282	Calculated	213.3	Measured	0.105	Calculated	107.8	Measured	0.053	Measured	2033.4	Measured	Coal	Cell burner boiler	Dry Sorbent Injection	Low NOx Cell Burner|Selective Catalytic Reduction	Baghouse	Halogenated PAC Sorbent Injection	ARP, CSNOX, CSOSG2E, CSSO2G1, MATS
MI	J H Campbell	1710	2	7/1/2025	20	1	200	560.6	Measured	0.276	Calculated	213.4	Measured	0.105	Calculated	105.8	Measured	0.052	Measured	2034.5	Measured	Coal	Cell burner boiler	Dry Sorbent Injection	Low NOx Cell Burner|Selective Catalytic Reduction	Baghouse	Halogenated PAC Sorbent Injection	ARP, CSNOX, CSOSG2E, CSSO2G1, MATS
MI	J H Campbell	1710	2	7/1/2025	21	1	200	548.7	Measured	0.269	Calculated	213.7	Measured	0.105	Calculated	108	Measured	0.053	Measured	2037.9	Measured	Coal	Cell burner boiler	Dry Sorbent Injection	Low NOx Cell Burner|Selective Catalytic Reduction	Baghouse	Halogenated PAC Sorbent Injection	ARP, CSNOX, CSOSG2E, CSSO2G1, MATS
MI	J H Campbell	1710	2	7/1/2025	22	1	201	544.7	Measured	0.266	Calculated	214.7	Measured	0.105	Calculated	108.5	Measured	0.053	Measured	2047	Measured	Coal	Cell burner boiler	Dry Sorbent Injection	Low NOx Cell Burner|Selective Catalytic Reduction	Baghouse	Halogenated PAC Sorbent Injection	ARP, CSNOX, CSOSG2E, CSSO2G1, MATS
MI	J H Campbell	1710	2	7/1/2025	23	1	200	525.8	Measured	0.259	Calculated	213	Measured	0.105	Calculated	109.7	Measured	0.054	Measured	2031.4	Measured	Coal	Cell burner boiler	Dry Sorbent Injection	Low NOx Cell Burner|Selective Catalytic Reduction	Baghouse	Halogenated PAC Sorbent Injection	ARP, CSNOX, CSOSG2E, CSSO2G1, MATS
MI	J H Campbell	1710	2	7/2/2025	0	1	199	514	Measured	0.252	Calculated	213.7	Measured	0.105	Calculated	108	Measured	0.053	Measured	2037.9	Measured	Coal	Cell burner boiler	Dry Sorbent Injection	Low NOx Cell Burner|Selective Catalytic Reduction	Baghouse	Halogenated PAC Sorbent Injection	ARP, CSNOX, CSOSG2E, CSSO2G1, MATS
MI	J H Campbell	1710	2	7/2/2025	1	1	201	566.1	Measured	0.276	Calculated	214.8	Measured	0.105	Calculated	110.6	Measured	0.054	Measured	2047.8	Measured	Coal	Cell burner boiler	Dry Sorbent Injection	Low NOx Cell Burner|Selective Catalytic Reduction	Baghouse	Halogenated PAC Sorbent Injection	ARP, CSNOX, CSOSG2E, CSSO2G1, MATS
MI	J H Campbell	1710	2	7/2/2025	2	1	200	534.1	Measured	0.262	Calculated	213.6	Measured	0.105	Calculated	107.9	Measured	0.053	Measured	2036.3	Measured	Coal	Cell burner boiler	Dry Sorbent Injection	Low NOx Cell Burner|Selective Catalytic Reduction	Baghouse	Halogenated PAC Sorbent Injection	ARP, CSNOX, CSOSG2E, CSSO2G1, MATS
MI	J H Campbell	1710	2	7/2/2025	3	1	200	426.4	Measured	0.208	Calculated	215.1	Measured	0.105	Calculated	108.7	Measured	0.053	Measured	2051.2	Measured	Coal	Cell burner boiler	Dry Sorbent Injection	Low NOx Cell Burner|Selective Catalytic Reduction	Baghouse	Halogenated PAC Sorbent Injection	ARP, CSNOX, CSOSG2E, CSSO2G1, MATS
MI	J H Campbell	1710	2	7/2/2025	4	1	201	458.9	Measured	0.223	Calculated	215.7	Measured	0.105	Calculated	109	Measured	0.053	Measured	2056.4	Measured	Coal	Cell burner boiler	Dry Sorbent Injection	Low NOx Cell Burner|Selective Catalytic Reduction	Baghouse	Halogenated PAC Sorbent Injection	ARP, CSNOX, CSOSG2E, CSSO2G1, MATS
MI	J H Campbell	1710	2	7/2/2025	5	1	200	521.8	Measured	0.256	Calculated	213.9	Measured	0.105	Calculated	112.1	Measured	0.055	Measured	2039	Measured	Coal	Cell burner boiler	Dry Sorbent Injection	Low NOx Cell Burner|Selective Catalytic Reduction	Baghouse	Halogenated PAC Sorbent Injection	ARP, CSNOX, CSOSG2E, CSSO2G1, MATS
MI	J H Campbell	1710	2	7/2/2025	6	1	199	577.8	Measured	0.282	Calculated	214.6	Measured	0.105	Calculated	110.5	Measured	0.054	Measured	2046.2	Measured	Coal	Cell burner boiler	Dry Sorbent Injection	Low NOx Cell Burner|Selective Catalytic Reduction	Baghouse	Halogenated PAC Sorbent Injection	ARP, CSNOX, CSOSG2E, CSSO2G1, MATS
MI	J H Campbell	1710	2	7/2/2025	7	1	200	597.5	Measured	0.289	Calculated	216.5	Measured	0.105	Calculated	107.4	Measured	0.052	Measured	2064.7	Measured	Coal	Cell burner boiler	Dry Sorbent Injection	Low NOx Cell Burner|Selective Catalytic Reduction	Baghouse	Halogenated PAC Sorbent Injection	ARP, CSNOX, CSOSG2E, CSSO2G1, MATS
MI	J H Campbell	1710	2	7/2/2025	8	1	200	542.9	Measured	0.264	Calculated	215.3	Measured	0.105	Calculated	106.8	Measured	0.052	Measured	2053.1	Measured	Coal	Cell burner boiler	Dry Sorbent Injection	Low NOx Cell Burner|Selective Catalytic Reduction	Baghouse	Halogenated PAC Sorbent Injection	ARP, CSNOX, CSOSG2E, CSSO2G1, MATS
MI	J H Campbell	1710	2	7/2/2025	9	1	200	465.7	Measured	0.229	Calculated	213.5	Measured	0.105	Calculated	105.9	Measured	0.052	Measured	2035.9	Measured	Coal	Cell burner boiler	Dry Sorbent Injection	Low NOx Cell Burner|Selective Catalytic Reduction	Baghouse	Halogenated PAC Sorbent Injection	ARP, CSNOX, CSOSG2E, CSSO2G1, MATS
MI	J H Campbell	1710	2	7/2/2025	10	1	200	442.3	Measured	0.218	Calculated	212.9	Measured	0.105	Calculated	105.6	Measured	0.052	Measured	2030.4	Measured	Coal	Cell burner boiler	Dry Sorbent Injection	Low NOx Cell Burner|Selective Catalytic Reduction	Baghouse	Halogenated PAC Sorbent Injection	ARP, CSNOX, CSOSG2E, CSSO2G1, MATS
MI	J H Campbell	1710	2	7/2/2025	11	1	200	474.2	Measured	0.232	Calculated	213.9	Measured	0.105	Calculated	108.1	Measured	0.053	Measured	2039.7	Measured	Coal	Cell burner boiler	Dry Sorbent Injection	Low NOx Cell Burner|Selective Catalytic Reduction	Baghouse	Halogenated PAC Sorbent Injection	ARP, CSNOX, CSOSG2E, CSSO2G1, MATS
MI	J H Campbell	1710	2	7/2/2025	12	1	200	488.5	Measured	0.239	Calculated	214.3	Measured	0.105	Calculated	108.3	Measured	0.053	Measured	2043.4	Measured	Coal	Cell burner boiler	Dry Sorbent Injection	Low NOx Cell Burner|Selective Catalytic Reduction	Baghouse	Halogenated PAC Sorbent Injection	ARP, CSNOX, CSOSG2E, CSSO2G1, MATS
MI	J H Campbell	1710	2	7/2/2025	13	1	199	493.5	Measured	0.242	Calculated	214	Measured	0.105	Calculated	112.2	Measured	0.055	Measured	2040.4	Measured	Coal	Cell burner boiler	Dry Sorbent Injection	Low NOx Cell Burner|Selective Catalytic Reduction	Baghouse	Halogenated PAC Sorbent Injection	ARP, CSNOX, CSOSG2E, CSSO2G1, MATS
MI	J H Campbell	1710	2	7/2/2025	14	1	200	531	Measured	0.262	Calculated	212.2	Measured	0.105	Calculated	113.3	Measured	0.056	Measured	2023.4	Measured	Coal	Cell burner boiler	Dry Sorbent Injection	Low NOx Cell Burner|Selective Catalytic Reduction	Baghouse	Halogenated PAC Sorbent Injection	ARP, CSNOX, CSOSG2E, CSSO2G1, MATS
MI	J H Campbell	1710	2	7/2/2025	15	1	200	530.3	Measured	0.261	Calculated	212.9	Measured	0.105	Calculated	109.6	Measured	0.054	Measured	2030.2	Measured	Coal	Cell burner boiler	Dry Sorbent Injection	Low NOx Cell Burner|Selective Catalytic Reduction	Baghouse	Halogenated PAC Sorbent Injection	ARP, CSNOX, CSOSG2E, CSSO2G1, MATS
MI	J H Campbell	1710	2	7/2/2025	16	1	200	517.3	Measured	0.255	Calculated	212.8	Measured	0.105	Calculated	109.6	Measured	0.054	Measured	2029	Measured	Coal	Cell burner boiler	Dry Sorbent Injection	Low NOx Cell Burner|Selective Catalytic Reduction	Baghouse	Halogenated PAC Sorbent Injection	ARP, CSNOX, CSOSG2E, CSSO2G1, MATS
MI	J H Campbell	1710	2	7/2/2025	17	1	200	505.8	Measured	0.249	Calculated	213	Measured	0.105	Calculated	109.7	Measured	0.054	Measured	2031.3	Measured	Coal	Cell burner boiler	Dry Sorbent Injection	Low NOx Cell Burner|Selective Catalytic Reduction	Baghouse	Halogenated PAC Sorbent Injection	ARP, CSNOX, CSOSG2E, CSSO2G1, MATS
MI	J H Campbell	1710	2	7/2/2025	18	1	200	510	Measured	0.251	Calculated	213.2	Measured	0.105	Calculated	109.8	Measured	0.054	Measured	2032.6	Measured	Coal	Cell burner boiler	Dry Sorbent Injection	Low NOx Cell Burner|Selective Catalytic Reduction	Baghouse	Halogenated PAC Sorbent Injection	ARP, CSNOX, CSOSG2E, CSSO2G1, MATS
MI	J H Campbell	1710	2	7/2/2025	19	1	200	515.7	Measured	0.252	Calculated	214.5	Measured	0.105	Calculated	110.4	Measured	0.054	Measured	2045.2	Measured	Coal	Cell burner boiler	Dry Sorbent Injection	Low NOx Cell Burner|Selective Catalytic Reduction	Baghouse	Halogenated PAC Sorbent Injection	ARP, CSNOX, CSOSG2E, CSSO2G1, MATS
MI	J H Campbell	1710	2	7/2/2025	20	1	200	529.4	Measured	0.26	Calculated	213.8	Measured	0.105	Calculated	108.1	Measured	0.053	Measured	2039	Measured	Coal	Cell burner boiler	Dry Sorb

MI	J H Campbell	1710	2	7/4/2025	18	0	Coal	Cell burner boiler	Dry Sorbent Injection	Low NOx Cell Burner|Selective Catalytic Reduction	Baghouse	Halogenated PAC Sorbent Injection	ARP, CSNOX, CSOSG2E, CSSO2G1, MATS
MI	J H Campbell	1710	2	7/4/2025	19	0	Coal	Cell burner boiler	Dry Sorbent Injection	Low NOx Cell Burner|Selective Catalytic Reduction	Baghouse	Halogenated PAC Sorbent Injection	ARP, CSNOX, CSOSG2E, CSSO2G1, MATS
MI	J H Campbell	1710	2	7/4/2025	20	0	Coal	Cell burner boiler	Dry Sorbent Injection	Low NOx Cell Burner|Selective Catalytic Reduction	Baghouse	Halogenated PAC Sorbent Injection	ARP, CSNOX, CSOSG2E, CSSO2G1, MATS
MI	J H Campbell	1710	2	7/4/2025	21	0	Coal	Cell burner boiler	Dry Sorbent Injection	Low NOx Cell Burner|Selective Catalytic Reduction	Baghouse	Halogenated PAC Sorbent Injection	ARP, CSNOX, CSOSG2E, CSSO2G1, MATS
MI	J H Campbell	1710	2	7/4/2025	22	0	Coal	Cell burner boiler	Dry Sorbent Injection	Low NOx Cell Burner|Selective Catalytic Reduction	Baghouse	Halogenated PAC Sorbent Injection	ARP, CSNOX, CSOSG2E, CSSO2G1, MATS
MI	J H Campbell	1710	2	7/4/2025	23	0	Coal	Cell burner boiler	Dry Sorbent Injection	Low NOx Cell Burner|Selective Catalytic Reduction	Baghouse	Halogenated PAC Sorbent Injection	ARP, CSNOX, CSOSG2E, CSSO2G1, MATS
MI	J H Campbell	1710	2	7/5/2025	0	0	Coal	Cell burner boiler	Dry Sorbent Injection	Low NOx Cell Burner|Selective Catalytic Reduction	Baghouse	Halogenated PAC Sorbent Injection	ARP, CSNOX, CSOSG2E, CSSO2G1, MATS
MI	J H Campbell	1710	2	7/5/2025	1	0	Coal	Cell burner boiler	Dry Sorbent Injection	Low NOx Cell Burner|Selective Catalytic Reduction	Baghouse	Halogenated PAC Sorbent Injection	ARP, CSNOX, CSOSG2E, CSSO2G1, MATS
MI	J H Campbell	1710	2	7/5/2025	2	0	Coal	Cell burner boiler	Dry Sorbent Injection	Low NOx Cell Burner|Selective Catalytic Reduction	Baghouse	Halogenated PAC Sorbent Injection	ARP, CSNOX, CSOSG2E, CSSO2G1, MATS
MI	J H Campbell	1710	2	7/5/2025	3	0	Coal	Cell burner boiler	Dry Sorbent Injection	Low NOx Cell Burner|Selective Catalytic Reduction	Baghouse	Halogenated PAC Sorbent Injection	ARP, CSNOX, CSOSG2E, CSSO2G1, MATS
MI	J H Campbell	1710	2	7/5/2025	4	0	Coal	Cell burner boiler	Dry Sorbent Injection	Low NOx Cell Burner|Selective Catalytic Reduction	Baghouse	Halogenated PAC Sorbent Injection	ARP, CSNOX, CSOSG2E, CSSO2G1, MATS
MI	J H Campbell	1710	2	7/5/2025	5	0	Coal	Cell burner boiler	Dry Sorbent Injection	Low NOx Cell Burner|Selective Catalytic Reduction	Baghouse	Halogenated PAC Sorbent Injection	ARP, CSNOX, CSOSG2E, CSSO2G1, MATS
MI	J H Campbell	1710	2	7/5/2025	6	0	Coal	Cell burner boiler	Dry Sorbent Injection	Low NOx Cell Burner|Selective Catalytic Reduction	Baghouse	Halogenated PAC Sorbent Injection	ARP, CSNOX, CSOSG2E, CSSO2G1, MATS
MI	J H Campbell	1710	2	7/5/2025	7	0	Coal	Cell burner boiler	Dry Sorbent Injection	Low NOx Cell Burner|Selective Catalytic Reduction	Baghouse	Halogenated PAC Sorbent Injection	ARP, CSNOX, CSOSG2E, CSSO2G1, MATS
MI	J H Campbell	1710	2	7/5/2025	8	0	Coal	Cell burner boiler	Dry Sorbent Injection	Low NOx Cell Burner|Selective Catalytic Reduction	Baghouse	Halogenated PAC Sorbent Injection	ARP, CSNOX, CSOSG2E, CSSO2G1, MATS
MI	J H Campbell	1710	2	7/5/2025	9	0	Coal	Cell burner boiler	Dry Sorbent Injection	Low NOx Cell Burner|Selective Catalytic Reduction	Baghouse	Halogenated PAC Sorbent Injection	ARP, CSNOX, CSOSG2E, CSSO2G1, MATS
MI	J H Campbell	1710	2	7/5/2025	10	0	Coal	Cell burner boiler	Dry Sorbent Injection	Low NOx Cell Burner|Selective Catalytic Reduction	Baghouse	Halogenated PAC Sorbent Injection	ARP, CSNOX, CSOSG2E, CSSO2G1, MATS
MI	J H Campbell	1710	2	7/5/2025	11	0	Coal	Cell burner boiler	Dry Sorbent Injection	Low NOx Cell Burner|Selective Catalytic Reduction	Baghouse	Halogenated PAC Sorbent Injection	ARP, CSNOX, CSOSG2E, CSSO2G1, MATS
MI	J H Campbell	1710	2	7/5/2025	12	0	Coal	Cell burner boiler	Dry Sorbent Injection	Low NOx Cell Burner|Selective Catalytic Reduction	Baghouse	Halogenated PAC Sorbent Injection	ARP, CSNOX, CSOSG2E, CSSO2G1, MATS
MI	J H Campbell	1710	2	7/5/2025	13	0	Coal	Cell burner boiler	Dry Sorbent Injection	Low NOx Cell Burner|Selective Catalytic Reduction	Baghouse	Halogenated PAC Sorbent Injection	ARP, CSNOX, CSOSG2E, CSSO2G1, MATS
MI	J H Campbell	1710	2	7/5/2025	14	0	Coal	Cell burner boiler	Dry Sorbent Injection	Low NOx Cell Burner|Selective Catalytic Reduction	Baghouse	Halogenated PAC Sorbent Injection	ARP, CSNOX, CSOSG2E, CSSO2G1, MATS
MI	J H Campbell	1710	2	7/5/2025	15	0	Coal	Cell burner boiler	Dry Sorbent Injection	Low NOx Cell Burner|Selective Catalytic Reduction	Baghouse	Halogenated PAC Sorbent Injection	ARP, CSNOX, CSOSG2E, CSSO2G1, MATS
MI	J H Campbell	1710	2	7/5/2025	16	0	Coal	Cell burner boiler	Dry Sorbent Injection	Low NOx Cell Burner|Selective Catalytic Reduction	Baghouse	Halogenated PAC Sorbent Injection	ARP, CSNOX, CSOSG2E, CSSO2G1, MATS
MI	J H Campbell	1710	2	7/5/2025	17	0	Coal	Cell burner boiler	Dry Sorbent Injection	Low NOx Cell Burner|Selective Catalytic Reduction	Baghouse	Halogenated PAC Sorbent Injection	ARP, CSNOX, CSOSG2E, CSSO2G1, MATS
MI	J H Campbell	1710	2	7/5/2025	18	0	Coal	Cell burner boiler	Dry Sorbent Injection	Low NOx Cell Burner|Selective Catalytic Reduction	Baghouse	Halogenated PAC Sorbent Injection	ARP, CSNOX, CSOSG2E, CSSO2G1, MATS
MI	J H Campbell	1710	2	7/5/2025	19	0	Coal	Cell burner boiler	Dry Sorbent Injection	Low NOx Cell Burner|Selective Catalytic Reduction	Baghouse	Halogenated PAC Sorbent Injection	ARP, CSNOX, CSOSG2E, CSSO2G1, MATS
MI	J H Campbell	1710	2	7/5/2025	20	0	Coal	Cell burner boiler	Dry Sorbent Injection	Low NOx Cell Burner|Selective Catalytic Reduction	Baghouse	Halogenated PAC Sorbent Injection	ARP, CSNOX, CSOSG2E, CSSO2G1, MATS
MI	J H Campbell	1710	2	7/5/2025	21	0	Coal	Cell burner boiler	Dry Sorbent Injection	Low NOx Cell Burner|Selective Catalytic Reduction	Baghouse	Halogenated PAC Sorbent Injection	ARP, CSNOX, CSOSG2E, CSSO2G1, MATS
MI	J H Campbell	1710	2	7/5/2025	22	0	Coal	Cell burner boiler	Dry Sorbent Injection	Low NOx Cell Burner|Selective Catalytic Reduction	Baghouse	Halogenated PAC Sorbent Injection	ARP, CSNOX, CSOSG2E, CSSO2G1, MATS
MI	J H Campbell	1710	2	7/5/2025	23	0	Coal	Cell burner boiler	Dry Sorbent Injection	Low NOx Cell Burner|Selective Catalytic Reduction	Baghouse	Halogenated PAC Sorbent Injection	ARP, CSNOX, CSOSG2E, CSSO2G1, MATS
MI	J H Campbell	1710	2	7/6/2025	0	0	Coal	Cell burner boiler	Dry Sorbent Injection	Low NOx Cell Burner|Selective Catalytic Reduction	Baghouse	Halogenated PAC Sorbent Injection	ARP, CSNOX, CSOSG2E, CSSO2G1, MATS
MI	J H Campbell	1710	2	7/6/2025	1	0	Coal	Cell burner boiler	Dry Sorbent Injection	Low NOx Cell Burner|Selective Catalytic Reduction	Baghouse	Halogenated PAC Sorbent Injection	ARP, CSNOX, CSOSG2E, CSSO2G1, MATS
MI	J H Campbell	1710	2	7/6/2025	2	0	Coal	Cell burner boiler	Dry Sorbent Injection	Low NOx Cell Burner|Selective Catalytic Reduction	Baghouse	Halogenated PAC Sorbent Injection	ARP, CSNOX, CSOSG2E, CSSO2G1, MATS
MI	J H Campbell	1710	2	7/6/2025	3	0	Coal	Cell burner boiler	Dry Sorbent Injection	Low NOx Cell Burner|Selective Catalytic Reduction	Baghouse	Halogenated PAC Sorbent Injection	ARP, CSNOX, CSOSG2E, CSSO2G1, MATS
MI	J H Campbell	1710	2	7/6/2025	4	0	Coal	Cell burner boiler	Dry Sorbent Injection	Low NOx Cell Burner|Selective Catalytic Reduction	Baghouse	Halogenated PAC Sorbent Injection	ARP, CSNOX, CSOSG2E, CSSO2G1, MATS
MI	J H Campbell	1710	2	7/6/2025	5	0	Coal	Cell burner boiler	Dry Sorbent Injection	Low NOx Cell Burner|Selective Catalytic Reduction	Baghouse	Halogenated PAC Sorbent Injection	ARP, CSNOX, CSOSG2E, CSSO2G1, MATS
MI	J H Campbell	1710	2	7/6/2025	6	0	Coal	Cell burner boiler	Dry Sorbent Injection	Low NOx Cell Burner|Selective Catalytic Reduction	Baghouse	Halogenated PAC Sorbent Injection	ARP, CSNOX, CSOSG2E, CSSO2G1, MATS
MI	J H Campbell	1710	2	7/6/2025	7	0	Coal	Cell burner boiler	Dry Sorbent Injection	Low NOx Cell Burner|Selective Catalytic Reduction	Baghouse	Halogenated PAC Sorbent Injection	ARP, CSNOX, CSOSG2E, CSSO2G1, MATS
MI	J H Campbell	1710	2	7/6/2025	8	0	Coal	Cell burner boiler	Dry Sorbent Injection	Low NOx Cell Burner|Selective Catalytic Reduction	Baghouse	Halogenated PAC Sorbent Injection	ARP, CSNOX, CSOSG2E, CSSO2G1, MATS
MI	J H Campbell	1710	2	7/6/2025	9	0	Coal	Cell burner boiler	Dry Sorbent Injection	Low NOx Cell Burner|Selective Catalytic Reduction	Baghouse	Halogenated PAC Sorbent Injection	ARP, CSNOX, CSOSG2E, CSSO2G1, MATS
MI	J H Campbell	1710	2	7/6/2025	10	0	Coal	Cell burner boiler	Dry Sorbent Injection	Low NOx Cell Burner|Selective Catalytic Reduction	Baghouse	Halogenated PAC Sorbent Injection	ARP, CSNOX, CSOSG2E, CSSO2G1, MATS
MI	J H Campbell	1710	2	7/6/2025	11	0	Coal	Cell burner boiler	Dry Sorbent Injection	Low NOx Cell Burner|Selective Catalytic Reduction	Baghouse	Halogenated PAC Sorbent Injection	ARP, CSNOX, CSOSG2E, CSSO2G1, MATS
MI	J H Campbell	1710	2	7/6/2025	12	0	Coal	Cell burner boiler	Dry Sorbent Injection	Low NOx Cell Burner|Selective Catalytic Reduction	Baghouse	Halogenated PAC Sorbent Injection	ARP, CSNOX, CSOSG2E, CSSO2G1, MATS
MI	J H Campbell	1710	2	7/6/2025	13	0	Coal	Cell burner boiler	Dry Sorbent Injection	Low NOx Cell Burner|Selective Catalytic Reduction	Baghouse	Halogenated PAC Sorbent Injection	ARP, CSNOX, CSOSG2E, CSSO2G1, MATS
MI	J H Campbell	1710	2	7/6/2025	14	0	Coal	Cell burner boiler	Dry Sorbent Injection	Low NOx Cell Burner|Selective Catalytic Reduction	Baghouse	Halogenated PAC Sorbent Injection	ARP, CSNOX, CSOSG2E, CSSO2G1, MATS
MI	J H Campbell	1710	2	7/6/2025	15	0	Coal	Cell burner boiler	Dry Sorbent Injection	Low NOx Cell Burner|Selective Catalytic Reduction	Baghouse	Halogenated PAC Sorbent Injection	ARP, CSNOX, CSOSG2E, CSSO2G1, MATS
MI	J H Campbell	1710	2	7/6/2025	16	0	Coal	Cell burner boiler	Dry Sorbent Injection	Low NOx Cell Burner|Selective Catalytic Reduction	Baghouse	Halogenated PAC Sorbent Injection	ARP, CSNOX, CSOSG2E, CSSO2G1, MATS
MI	J H Campbell	1710	2	7/6/2025	17	0	Coal	Cell burner boiler	Dry Sorbent Injection	Low NOx Cell Burner|Selective Catalytic Reduction	Baghouse	Halogenated PAC Sorbent Injection	ARP, CSNOX, CSOSG2E, CSSO2G1, MATS
MI	J H Campbell	1710	2	7/6/2025	18	0	Coal	Cell burner boiler	Dry Sorbent Injection	Low NOx Cell Burner|Selective Catalytic Reduction	Baghouse	Halogenated PAC Sorbent Injection	ARP, CSNOX, CSOSG2E, CSSO2G1, MATS
MI	J H Campbell	1710	2	7/6/2025	19	0	Coal	Cell burner boiler	Dry Sorbent Injection	Low NOx Cell Burner|Selective Catalytic Reduction	Baghouse	Halogenated PAC Sorbent Injection	ARP, CSNOX, CSOSG2E, CSSO2G1, MATS
MI	J H Campbell	1710	2	7/6/2025	20	0	Coal	Cell burner boiler	Dry Sorbent Injection	Low NOx Cell Burner|Selective Catalytic Reduction	Baghouse	Halogenated PAC Sorbent Injection	ARP, CSNOX, CSOSG2E, CSSO2G1, MATS
MI	J H Campbell	1710	2	7/6/2025	21	0	Coal	Cell burner boiler	Dry Sorbent Injection	Low NOx Cell Burner|Selective Catalytic Reduction	Baghouse	Halogenated PAC Sorbent Injection	ARP, CSNOX, CSOSG2E, CSSO2G1, MATS
MI	J H Campbell	1710	2	7/6/2025	22	0	Coal	Cell burner boiler	Dry Sorbent Injection	Low NOx Cell Burner|Selective Catalytic Reduction	Baghouse	Halogenated PAC Sorbent Injection	ARP, CSNOX, CSOSG2E, CSSO2G1, MATS
MI	J H Campbell	1710	2	7/6/2025	23	0	Coal	Cell burner boiler	Dry Sorbent Injection	Low NOx Cell Burner|Selective Catalytic Reduction	Baghouse	Halogenated PAC Sorbent Injection	ARP, CSNOX, CSOSG2E, CSSO2G1, MATS
MI	J H Campbell	1710	2	7/7/2025	0	0	Coal	Cell burner boiler	Dry Sorbent Injection	Low NOx Cell Burner|Selective Catalytic Reduction	Baghouse	Halogenated PAC Sorbent Injection	ARP, CSNOX, CSOSG2E, CSSO2G1, MATS
MI	J H Campbell	1710	2	7/7/2025	1	0	Coal	Cell burner boiler	Dry Sorbent Injection	Low NOx Cell Burner|Selective Catalytic Reduction	Baghouse	Halogenated PAC Sorbent Injection	ARP, CSNOX, CSOSG2E, CSSO2G1, MATS
MI	J H Campbell	1710	2	7/7/2025	2	0	Coal	Cell burner boiler	Dry Sorbent Injection	Low NOx Cell Burner|Selective Catalytic Reduction	Baghouse	Halogenated PAC Sorbent Injection	ARP, CSNOX, CSOSG2E, CSSO2G1, MATS
MI	J H Campbell	1710	2	7/7/2025	3	0	Coal	Cell burner boiler	Dry Sorbent Injection	Low NOx Cell Burner|Selective Catalytic Reduction	Baghouse	Halogenated PAC Sorbent Injection	ARP, CSNOX, CSOSG2E, CSSO2G1, MATS
MI	J H Campbell	1710	2	7/7/2025	4	0	Coal	Cell burner boiler	Dry Sorbent Injection	Low NOx Cell Burner|Selective Catalytic Reduction	Baghouse	Halogenated PAC Sorbent Injection	ARP, CSNOX, CSOSG2E, CSSO2G1, MATS
MI	J H Campbell	1710	2	7/7/2025	5	0	Coal	Cell burner boiler	Dry Sorbent Injection	Low NOx Cell Burner|Selective Catalytic Reduction	Baghouse	Halogenated PAC Sorbent Injection	ARP, CSNOX, CSOSG2E, CSSO2G1, MATS
MI	J H Campbell	1710	2	7/7/2025	6	0	Coal	Cell burner boiler	Dry Sorbent Injection	Low NOx Cell Burner|Selective Catalytic Reduction	Baghouse	Halogenated PAC Sorbent Injection	ARP, CSNOX, CSOSG2E, CSSO2G1, MATS
MI	J H Campbell	1710	2	7/7/2025	7	0	Coal	Cell burner boiler	Dry Sorbent Injection	Low NOx Cell Burner|Selective Catalytic Reduction	Baghouse	Halogenated PAC Sorbent Injection	ARP, CSNOX, CSOSG2E, CSSO2G1, MATS
MI	J H Campbell	1710	2	7/7/2025	8	0	Coal	Cell burner boiler	Dry Sorbent Injection	Low NOx Cell Burner|Selective Catalytic Reduction	Baghouse	Halogenated PAC Sorbent Injection	ARP, CSNOX, CSOSG2E, CSSO2G1, MATS
MI	J H Campbell	1710	2	7/7/2025	9	0	Coal	Cell burner boiler	Dry Sorbent Injection	Low NOx Cell Burner|Selective Catalytic Reduction	Baghouse	Halogenated PAC Sorbent Injection	ARP, CSNOX, CSOSG2E, CSSO2G1, MATS
MI	J H Campbell	1710	2	7/7/2025	10	0	Coal	Cell burner boiler	Dry Sorbent Injection	Low NOx Cell Burner|Selective Catalytic Reduction	Baghouse	Halogenated PAC Sorbent Injection	ARP, CSNOX, CSOSG2E, CSSO2G1, MATS
MI	J H Campbell	1710	2	7/7/2025	11	0	Coal	Cell burner boiler	Dry Sorbent Injection	Low NOx Cell Burner|Selective Catalytic Reduction	Baghouse	Halogenated PAC Sorbent Injection	ARP, CSNOX, CSOSG2E, CSSO2G1, MATS
MI	J H Campbell	1710	2	7/7/2025	12	0	Coal	Cell burner boiler	Dry Sorbent Injection	Low NOx Cell Burner|Selective Catalytic Reduction	Baghouse	Halogenated PAC Sorbent Injection	ARP, CSNOX, CSOSG2E, CSSO2G1, MATS
MI	J H Campbell	1710	2	7/7/2025	13	0	Coal	Cell burner boiler	Dry Sorbent Injection	Low NOx Cell Burner|Selective Catalytic Reduction	Baghouse	Halogenated PAC Sorbent Injection	ARP, CSNOX, CSOSG2E, CSSO2G1, MATS
MI	J H Campbell	1710	2	7/7/2025	14	0	Coal	Cell burner boiler	Dry Sorbent Injection	Low NOx Cell Burner|Selective Catalytic Reduction	Baghouse	Halogenated PAC Sorbent Injection	ARP, CSNOX, CSOSG2E, CSSO2G1, MATS
MI	J H Campbell	1710	2	7/7/2025	15	0	Coal	Cell burner boiler	Dry Sorbent Injection	Low NOx Cell Burner|Selective Catalytic Reduction	Baghouse	Halogenated PAC Sorbent Injection	ARP, CSNOX, CSOSG2E, CSSO2G1, MATS
MI	J H Campbell	1710	2	7/7/2025	16	0	Coal	Cell burner boiler	Dry Sorbent Injection	Low NOx Cell Burner|Selective Catalytic Reduction	Baghouse	Halogenated PAC Sorbent Injection	ARP, CSNOX, CSOSG2E, CSSO2G1, MATS
MI	J H Campbell	1710	2	7/7/2025	17	0	Coal	Cell burner boiler	Dry Sorbent Injection	Low NOx Cell Burner|Selective Catalytic Reduction	Baghouse	Halogenated PAC Sorbent Injection	ARP, CSNOX, CSOSG2E, CSSO2G1, MATS
MI	J H Campbell	1710	2	7/7/2025	18	0	Coal	Cell burner boiler	Dry Sorbent Injection	Low NOx Cell Burner|Selective Catalytic Reduction	Baghouse	Halogenated PAC Sorbent Injection	ARP, CSNOX, CSOSG2E, CSSO2G1, MATS
MI	J H Campbell	1710	2	7/7/2025	19	0	Coal	Cell burner boiler	Dry Sorbent Injection	Low NOx Cell Burner|Selective Catalytic Reduction	Baghouse	Halogenated PAC Sorbent Injection	ARP, CSNOX, CSOSG2E, CSSO2G1, MATS
MI	J H Campbell	1710	2	7/7/2025	20	0	Coal	Cell burner boiler	Dry Sorbent Injection	Low NOx Cell Burner|Selective Catalytic Reduction	Baghouse	Halogenated PAC Sorbent Injection	ARP, CSNOX, CSOSG2E, CSSO2G1, MATS
MI	J H Campbell	1710	2	7/7/2025	21	0	Coal	Cell burner boiler	Dry Sorbent Injection	Low NOx Cell Burner|Selective Catalytic Reduction	Baghouse	Halogenated PAC Sorbent Injection	ARP, CSNOX, CSOSG2E, CSSO2G1, MATS
MI	J H Campbell	1710	2	7/7/2025	22	0	Coal	Cell burner boiler	Dry Sorbent Injection	Low NOx Cell Burner|Selective Catalytic Reduction	Baghouse	Halogenated PAC Sorbent Injection	ARP, CSNOX, CSOSG2E, CSSO2G1, MATS
MI	J H Campbell	1710	2	7/7/2025	23	0	Coal	Cell burner boiler	Dry Sorbent Injection	Low NOx Cell Burner|Selective Catalytic Reduction	Baghouse	Halogenated PAC Sorbent Injection	ARP, CSNOX, CSOSG2E, CSSO2G1, MATS
MI	J H Campbell	1710	2	7/8/2025	0	0	Coal	Cell burner boiler	Dry Sorbent Injection	Low NOx Cell Burner|Selective Catalytic Reduction	Baghouse	Halogenated PAC Sorbent Injection	ARP, CSNOX, CSOSG2E, CSSO2G1, MATS
MI	J H Campbell	1710	2	7/8/2025	1	0	Coal	Cell burner boiler	Dry Sorbent Injection	Low NOx Cell Burner|Selective Catalytic Reduction	Baghouse	Halogenated PAC Sorbent Injection	ARP, CSNOX, CSOSG2E, CSSO2G1, MATS
MI	J H Campbell	1710	2	7/8/2025	2	0	Coal	Cell burner boiler	Dry Sorbent Injection	Low NOx Cell Burner|Selective Catalytic Reduction	Baghouse	Halogenated PAC Sorbent Injection	ARP, CSNOX, CSOSG2E, CSSO2G1, MATS
MI	J H Campbell	1710	2	7/8/2025	3	0	Coal	Cell burner boiler	Dry Sorbent Injection	Low NOx Cell Burner|Selective Catalytic Reduction	Baghouse	Halogenated PAC Sorbent Injection	ARP, CSNOX, CSOSG2E, CSSO2G1, MATS
MI	J H Campbell	1710	2	7/8/2025	4	0	Coal	Cell burner boiler	Dry Sorbent Injection	Low NOx Cell Burner|Selective Catalytic Reduction	Baghouse	Halogenated PAC Sorbent Injection	ARP, CSNOX, CSOSG2E, CSSO2G1, MATS
MI	J H Campbell	1710	2	7/8/2025	5	0	Coal	Cell burner boiler	Dry Sorbent Injection	Low NOx Cell Burner|Selective Catalytic Reduction	Baghouse	Halogenated PAC Sorbent Injection	ARP, CSNOX, CSOSG2E, CSSO2G1, MATS
MI	J H Campbell	1710	2	7/8/2025	6	0	Coal	Cell burner boiler	Dry Sorbent Injection	Low NOx Cell Burner|Selective Catalytic Reduction	Baghouse	Halogenated PAC Sorbent Injection	ARP, CSNOX, CSOSG2E, CSSO2G1, MATS
MI	J H Campbell	1710	2	7/8/2025	7	0	Coal	Cell burner boiler	Dry Sorbent Injection	Low NOx Cell Burner|Selective Catalytic Reduction	Baghouse	Halogenated PAC Sorbent Injection	ARP, CSNOX, CSOSG2E, CSSO2G1, MATS
MI	J H Campbell	1710	2	7/8/2025	8	0	Coal	Cell burner boiler	Dry Sorbent Injection	Low NOx Cell Burner|Selective Catalytic Reduction	Baghouse	Halogenated PAC Sorbent Injection	ARP, CSNOX, CSOSG2E, CSSO2G1, MATS
MI	J H Campbell	1710	2	7/8/2025	9	0	Coal	Cell burner boiler	Dry Sorbent Injection	Low NOx Cell Burner|Selective Catalytic Reduction	Baghouse	Halogenated PAC Sorbent Injection	ARP, CSNOX, CSOSG2E, CSSO2G1, MATS
MI	J H Campbell	1710	2	7/8/2025	10	0	Coal	Cell burner boiler	Dry Sorbent Injection	Low NOx Cell Burner|Selective Catalytic Reduction	Baghouse	Halogenated PAC Sorbent Injection	ARP, CSNOX, CSOSG2E, CSSO2G1, MATS
MI	J H Campbell	1710	2	7/8/2025	11	0	Coal	Cell burner boiler	Dry Sorbent Injection	Low NOx Cell Burner|Selective Catalytic Reduction	Baghouse	Halogenated PAC Sorbent Injection	ARP, CSNOX, CSOSG2E, CSSO2G1, MATS
MI	J H Campbell	1710	2	7/8/2025	12	0	Coal	Cell burner boiler	Dry Sorbent Injection	Low NOx Cell Burner|Selective Catalytic Reduction	Baghouse	Halogenated PAC Sorbent Injection	ARP, CSNOX, CSOSG2E, CSSO2G1, MATS
MI	J H Campbell	1710	2	7/8/2025	13	0	Coal	Cell burner boiler	Dry Sorbent Injection	Low NOx Cell Burner|Selective Catalytic Reduction	Baghouse	Halogenated PAC Sorbent Injection	ARP, CSNOX, CSOSG2E, CSSO2G1, MATS
MI	J H Campbell	1710	2	7/8/2025	14	0	Coal	Cell burner boiler	Dry Sorbent Injection	Low NOx Cell Burner|Selective Catalytic Reduction	Baghouse	Halogenated PAC Sorbent Injection	ARP, CSNOX, CSOSG2E, CSSO2G1, MATS
MI	J H Campbell	1710	2	7/8/2025	15	0	Coal	Cell burner boiler	Dry Sorbent Injection	Low NOx Cell Burner|Selective Catalytic Reduction	Baghouse	Halogenated PAC Sorbent Injection	ARP, CSNOX, CSOSG2E, CSSO2G1, MATS
MI	J H Campbell	1710	2	7/8/2025	16	0	Coal	Cell burner boiler	Dry Sorbent Injection	Low NOx Cell Burner|Selective Catalytic Reduction	Baghouse	Halogenated PAC Sorbent Injection	ARP, CSNOX, CSOSG2E, CSSO2G1, MATS
MI	J H Campbell	1710	2	7/8/2025	17	0	Coal	Cell burner boiler	Dry Sorbent Injection	Low NOx Cell Burner|Selective Catalytic Reduction	Baghouse	Halogenated PAC Sorbent Injection	ARP, CSNOX, CSOSG2E, CSSO2G1, MATS
MI	J H Campbell	1710	2	7/8/2025	18	0	Coal	Cell burner boiler	Dry Sorbent Injection	Low NOx Cell Burner|Selective Catalytic Reduction	Baghouse	Halogenated PAC Sorbent Injection	ARP, CSNOX, CSOSG2E, CSSO2G1, MATS
MI	J H Campbell	1710	2	7/8/2025	19	0	Coal	Cell burner boiler	Dry Sorbent Injection	Low NOx Cell Burner|Selective Catalytic Reduction	Baghouse	Halogenated PAC Sorbent Injection	ARP, CSNOX, CSOSG2E, CSSO2G1, MATS
MI	J H Campbell	1710	2	7/8/2025	20	0	Coal	Cell burner boiler	Dry Sorbent Injection	Low NOx Cell Burner|Selective Catalytic Reduction	Baghouse	Halogenated PAC Sorbent Injection	ARP, CSNOX, CSOSG2E, CSSO2G1, MATS
MI	J H Campbell	1710	2	7/8/2025	21	0	Coal	Cell burner boiler	Dry Sorbent Injection	Low NOx Cell Burner|Selective Catalytic Reduction	Baghouse	Halogenated PAC Sorbent Injection	ARP, CSNOX, CSOSG2E, CSSO2G1, MATS
MI	J H Campbell	1710	2	7/8/2025	22	0	Coal	Cell burner boiler	Dry Sorbent Injection	Low NOx Cell Burner|Selective Catalytic Reduction	Baghouse	Halogenated PAC Sorbent Injection	ARP, CSNOX, CSOSG2E, CSSO2G1, MATS
MI	J H Campbell	1710	2	7/8/2025	23	0	Coal	Cell burner boiler	Dry Sorbent Injection	Low NOx Cell Burner|Selective Catalytic Reduction	Baghouse	Halogenated PAC Sorbent Injection	ARP, CSNOX, CSOSG2E, CSSO2G1, MATS
MI	J H Campbell	1710	2	7/9/2025	0	0	Coal	Cell burner boiler	Dry Sorbent Injection	Low NOx Cell Burner|Selective Catalytic Reduction	Baghouse	Halogenated PAC Sorbent Injection	ARP, CSNOX, CSOSG2E, CSSO2G1, MATS
MI	J H Campbell	1710	2	7/9/2025	1	0	Coal	Cell burner boiler	Dry Sorbent Injection	Low NOx Cell Burner|Selective Catalytic Reduction	Baghouse	Halogenated PAC Sorbent Injection	ARP, CSNOX, CSOSG2E, CSSO2G1, MATS
MI	J H Campbell	1710	2	7/9/2025	2	0	Coal	Cell burner boiler	Dry Sorbent Injection	Low NOx Cell Burner|Selective Catalytic Reduction	Baghouse	Halogenated PAC Sorbent Injection	ARP, CSNOX, CSOSG2E, CSSO2G1, MATS
MI	J H Campbell	1710	2	7/9/2025	3	0	Coal	Cell burner boiler	Dry Sorbent Injection	Low NOx Cell Burner|Selective Catalytic Reduction	Baghouse	Halogenated PAC Sorbent Injection	ARP, CSNOX, CSOSG2E, CSSO2G1, MATS
MI	J H Campbell	1710	2	7/9/2025	4	0	Coal	Cell burner boiler	Dry Sorbent Injection	Low NOx Cell Burner|Selective Catalytic Reduction	Baghouse	Halogenated PAC Sorbent Injection	ARP, CSNOX, CSOSG2E, CSSO2G1, MATS
MI	J H Campbell	1710	2	7/9/2025	5	0	Coal	Cell burner boiler	Dry Sorbent Injection	Low NOx Cell Burner|Selective Catalytic Reduction	Baghouse	Halogenated PAC Sorbent Injection	ARP, CSNOX, CSOSG2E, CSSO2G1, MATS
MI	J H Campbell	1710	2	7/9/2025	6	0	Coal	Cell burner boiler	Dry Sorbent Injection	Low NOx Cell Burner|Selective Catalytic Reduction	Baghouse	Halogenated PAC Sorbent Injection	ARP, CSNOX, CSOSG2E, CSSO2G1, MATS
MI	J H Campbell	1710	2	7/9/2025	7	0	Coal	Cell burner boiler	Dry Sorbent Injection	Low NOx Cell Burner|Selective Catalytic Reduction	Baghouse	Halogenated PAC Sorbent Injection	ARP, CSNOX, CSOSG2E, CSSO2G1, MATS
MI	J H Campbell	1710	2	7/9/2025	8	0	Coal	Cell burner boiler	Dry Sorbent Injection	Low NOx Cell Burner|Selective Catalytic Reduction	Baghouse	Halogenated PAC Sorbent Injection	ARP, CSNOX, CSOSG2E, CSSO2G1, MATS
MI	J H Campbell	1710	2	7/9/2025	9	0	Coal	Cell burner boiler	Dry Sorbent Injection	Low NOx Cell Burner|Selective Catalytic Reduction	Baghouse	Halogenated PAC Sorbent Injection	ARP, CSNOX, CSOSG2E, CSSO2G1, MATS
MI	J H Campbell	1710	2	7/9/2025	10	0	Coal	Cell

MI	J H Campbell	1710	2	7/9/2025	17	0	Coal	Cell burner boiler	Dry Sorbent Injection	Low NOx Cell Burner|Selective Catalytic Reduction	Baghouse	Halogenated PAC Sorbent Injection	ARP, CSNOX, CSOSG2E, CSSO2G1, MATS
MI	J H Campbell	1710	2	7/9/2025	18	0	Coal	Cell burner boiler	Dry Sorbent Injection	Low NOx Cell Burner|Selective Catalytic Reduction	Baghouse	Halogenated PAC Sorbent Injection	ARP, CSNOX, CSOSG2E, CSSO2G1, MATS
MI	J H Campbell	1710	2	7/9/2025	19	0	Coal	Cell burner boiler	Dry Sorbent Injection	Low NOx Cell Burner|Selective Catalytic Reduction	Baghouse	Halogenated PAC Sorbent Injection	ARP, CSNOX, CSOSG2E, CSSO2G1, MATS
MI	J H Campbell	1710	2	7/9/2025	20	0	Coal	Cell burner boiler	Dry Sorbent Injection	Low NOx Cell Burner|Selective Catalytic Reduction	Baghouse	Halogenated PAC Sorbent Injection	ARP, CSNOX, CSOSG2E, CSSO2G1, MATS
MI	J H Campbell	1710	2	7/9/2025	21	0	Coal	Cell burner boiler	Dry Sorbent Injection	Low NOx Cell Burner|Selective Catalytic Reduction	Baghouse	Halogenated PAC Sorbent Injection	ARP, CSNOX, CSOSG2E, CSSO2G1, MATS
MI	J H Campbell	1710	2	7/9/2025	22	0	Coal	Cell burner boiler	Dry Sorbent Injection	Low NOx Cell Burner|Selective Catalytic Reduction	Baghouse	Halogenated PAC Sorbent Injection	ARP, CSNOX, CSOSG2E, CSSO2G1, MATS
MI	J H Campbell	1710	2	7/9/2025	23	0	Coal	Cell burner boiler	Dry Sorbent Injection	Low NOx Cell Burner|Selective Catalytic Reduction	Baghouse	Halogenated PAC Sorbent Injection	ARP, CSNOX, CSOSG2E, CSSO2G1, MATS
MI	J H Campbell	1710	2	########	0	0	Coal	Cell burner boiler	Dry Sorbent Injection	Low NOx Cell Burner|Selective Catalytic Reduction	Baghouse	Halogenated PAC Sorbent Injection	ARP, CSNOX, CSOSG2E, CSSO2G1, MATS
MI	J H Campbell	1710	2	########	1	0	Coal	Cell burner boiler	Dry Sorbent Injection	Low NOx Cell Burner|Selective Catalytic Reduction	Baghouse	Halogenated PAC Sorbent Injection	ARP, CSNOX, CSOSG2E, CSSO2G1, MATS
MI	J H Campbell	1710	2	########	2	0	Coal	Cell burner boiler	Dry Sorbent Injection	Low NOx Cell Burner|Selective Catalytic Reduction	Baghouse	Halogenated PAC Sorbent Injection	ARP, CSNOX, CSOSG2E, CSSO2G1, MATS
MI	J H Campbell	1710	2	########	3	0	Coal	Cell burner boiler	Dry Sorbent Injection	Low NOx Cell Burner|Selective Catalytic Reduction	Baghouse	Halogenated PAC Sorbent Injection	ARP, CSNOX, CSOSG2E, CSSO2G1, MATS
MI	J H Campbell	1710	2	########	4	0	Coal	Cell burner boiler	Dry Sorbent Injection	Low NOx Cell Burner|Selective Catalytic Reduction	Baghouse	Halogenated PAC Sorbent Injection	ARP, CSNOX, CSOSG2E, CSSO2G1, MATS
MI	J H Campbell	1710	2	########	5	0	Coal	Cell burner boiler	Dry Sorbent Injection	Low NOx Cell Burner|Selective Catalytic Reduction	Baghouse	Halogenated PAC Sorbent Injection	ARP, CSNOX, CSOSG2E, CSSO2G1, MATS
MI	J H Campbell	1710	2	########	6	0	Coal	Cell burner boiler	Dry Sorbent Injection	Low NOx Cell Burner|Selective Catalytic Reduction	Baghouse	Halogenated PAC Sorbent Injection	ARP, CSNOX, CSOSG2E, CSSO2G1, MATS
MI	J H Campbell	1710	2	########	7	0	Coal	Cell burner boiler	Dry Sorbent Injection	Low NOx Cell Burner|Selective Catalytic Reduction	Baghouse	Halogenated PAC Sorbent Injection	ARP, CSNOX, CSOSG2E, CSSO2G1, MATS
MI	J H Campbell	1710	2	########	8	0	Coal	Cell burner boiler	Dry Sorbent Injection	Low NOx Cell Burner|Selective Catalytic Reduction	Baghouse	Halogenated PAC Sorbent Injection	ARP, CSNOX, CSOSG2E, CSSO2G1, MATS
MI	J H Campbell	1710	2	########	9	0	Coal	Cell burner boiler	Dry Sorbent Injection	Low NOx Cell Burner|Selective Catalytic Reduction	Baghouse	Halogenated PAC Sorbent Injection	ARP, CSNOX, CSOSG2E, CSSO2G1, MATS
MI	J H Campbell	1710	2	########	10	0	Coal	Cell burner boiler	Dry Sorbent Injection	Low NOx Cell Burner|Selective Catalytic Reduction	Baghouse	Halogenated PAC Sorbent Injection	ARP, CSNOX, CSOSG2E, CSSO2G1, MATS
MI	J H Campbell	1710	2	########	11	0	Coal	Cell burner boiler	Dry Sorbent Injection	Low NOx Cell Burner|Selective Catalytic Reduction	Baghouse	Halogenated PAC Sorbent Injection	ARP, CSNOX, CSOSG2E, CSSO2G1, MATS
MI	J H Campbell	1710	2	########	12	0	Coal	Cell burner boiler	Dry Sorbent Injection	Low NOx Cell Burner|Selective Catalytic Reduction	Baghouse	Halogenated PAC Sorbent Injection	ARP, CSNOX, CSOSG2E, CSSO2G1, MATS
MI	J H Campbell	1710	2	########	13	0	Coal	Cell burner boiler	Dry Sorbent Injection	Low NOx Cell Burner|Selective Catalytic Reduction	Baghouse	Halogenated PAC Sorbent Injection	ARP, CSNOX, CSOSG2E, CSSO2G1, MATS
MI	J H Campbell	1710	2	########	14	0	Coal	Cell burner boiler	Dry Sorbent Injection	Low NOx Cell Burner|Selective Catalytic Reduction	Baghouse	Halogenated PAC Sorbent Injection	ARP, CSNOX, CSOSG2E, CSSO2G1, MATS
MI	J H Campbell	1710	2	########	15	0	Coal	Cell burner boiler	Dry Sorbent Injection	Low NOx Cell Burner|Selective Catalytic Reduction	Baghouse	Halogenated PAC Sorbent Injection	ARP, CSNOX, CSOSG2E, CSSO2G1, MATS
MI	J H Campbell	1710	2	########	16	0	Coal	Cell burner boiler	Dry Sorbent Injection	Low NOx Cell Burner|Selective Catalytic Reduction	Baghouse	Halogenated PAC Sorbent Injection	ARP, CSNOX, CSOSG2E, CSSO2G1, MATS
MI	J H Campbell	1710	2	########	17	0	Coal	Cell burner boiler	Dry Sorbent Injection	Low NOx Cell Burner|Selective Catalytic Reduction	Baghouse	Halogenated PAC Sorbent Injection	ARP, CSNOX, CSOSG2E, CSSO2G1, MATS
MI	J H Campbell	1710	2	########	18	0	Coal	Cell burner boiler	Dry Sorbent Injection	Low NOx Cell Burner|Selective Catalytic Reduction	Baghouse	Halogenated PAC Sorbent Injection	ARP, CSNOX, CSOSG2E, CSSO2G1, MATS
MI	J H Campbell	1710	2	########	19	0	Coal	Cell burner boiler	Dry Sorbent Injection	Low NOx Cell Burner|Selective Catalytic Reduction	Baghouse	Halogenated PAC Sorbent Injection	ARP, CSNOX, CSOSG2E, CSSO2G1, MATS
MI	J H Campbell	1710	2	########	20	0	Coal	Cell burner boiler	Dry Sorbent Injection	Low NOx Cell Burner|Selective Catalytic Reduction	Baghouse	Halogenated PAC Sorbent Injection	ARP, CSNOX, CSOSG2E, CSSO2G1, MATS
MI	J H Campbell	1710	2	########	21	0	Coal	Cell burner boiler	Dry Sorbent Injection	Low NOx Cell Burner|Selective Catalytic Reduction	Baghouse	Halogenated PAC Sorbent Injection	ARP, CSNOX, CSOSG2E, CSSO2G1, MATS
MI	J H Campbell	1710	2	########	22	0	Coal	Cell burner boiler	Dry Sorbent Injection	Low NOx Cell Burner|Selective Catalytic Reduction	Baghouse	Halogenated PAC Sorbent Injection	ARP, CSNOX, CSOSG2E, CSSO2G1, MATS
MI	J H Campbell	1710	2	########	23	0	Coal	Cell burner boiler	Dry Sorbent Injection	Low NOx Cell Burner|Selective Catalytic Reduction	Baghouse	Halogenated PAC Sorbent Injection	ARP, CSNOX, CSOSG2E, CSSO2G1, MATS
MI	J H Campbell	1710	2	########	0	0	Coal	Cell burner boiler	Dry Sorbent Injection	Low NOx Cell Burner|Selective Catalytic Reduction	Baghouse	Halogenated PAC Sorbent Injection	ARP, CSNOX, CSOSG2E, CSSO2G1, MATS
MI	J H Campbell	1710	2	########	1	0	Coal	Cell burner boiler	Dry Sorbent Injection	Low NOx Cell Burner|Selective Catalytic Reduction	Baghouse	Halogenated PAC Sorbent Injection	ARP, CSNOX, CSOSG2E, CSSO2G1, MATS
MI	J H Campbell	1710	2	########	2	0	Coal	Cell burner boiler	Dry Sorbent Injection	Low NOx Cell Burner|Selective Catalytic Reduction	Baghouse	Halogenated PAC Sorbent Injection	ARP, CSNOX, CSOSG2E, CSSO2G1, MATS
MI	J H Campbell	1710	2	########	3	0	Coal	Cell burner boiler	Dry Sorbent Injection	Low NOx Cell Burner|Selective Catalytic Reduction	Baghouse	Halogenated PAC Sorbent Injection	ARP, CSNOX, CSOSG2E, CSSO2G1, MATS
MI	J H Campbell	1710	2	########	4	0	Coal	Cell burner boiler	Dry Sorbent Injection	Low NOx Cell Burner|Selective Catalytic Reduction	Baghouse	Halogenated PAC Sorbent Injection	ARP, CSNOX, CSOSG2E, CSSO2G1, MATS
MI	J H Campbell	1710	2	########	5	0	Coal	Cell burner boiler	Dry Sorbent Injection	Low NOx Cell Burner|Selective Catalytic Reduction	Baghouse	Halogenated PAC Sorbent Injection	ARP, CSNOX, CSOSG2E, CSSO2G1, MATS
MI	J H Campbell	1710	2	########	6	0	Coal	Cell burner boiler	Dry Sorbent Injection	Low NOx Cell Burner|Selective Catalytic Reduction	Baghouse	Halogenated PAC Sorbent Injection	ARP, CSNOX, CSOSG2E, CSSO2G1, MATS
MI	J H Campbell	1710	2	########	7	0	Coal	Cell burner boiler	Dry Sorbent Injection	Low NOx Cell Burner|Selective Catalytic Reduction	Baghouse	Halogenated PAC Sorbent Injection	ARP, CSNOX, CSOSG2E, CSSO2G1, MATS
MI	J H Campbell	1710	2	########	8	0	Coal	Cell burner boiler	Dry Sorbent Injection	Low NOx Cell Burner|Selective Catalytic Reduction	Baghouse	Halogenated PAC Sorbent Injection	ARP, CSNOX, CSOSG2E, CSSO2G1, MATS
MI	J H Campbell	1710	2	########	9	0	Coal	Cell burner boiler	Dry Sorbent Injection	Low NOx Cell Burner|Selective Catalytic Reduction	Baghouse	Halogenated PAC Sorbent Injection	ARP, CSNOX, CSOSG2E, CSSO2G1, MATS
MI	J H Campbell	1710	2	########	10	0	Coal	Cell burner boiler	Dry Sorbent Injection	Low NOx Cell Burner|Selective Catalytic Reduction	Baghouse	Halogenated PAC Sorbent Injection	ARP, CSNOX, CSOSG2E, CSSO2G1, MATS
MI	J H Campbell	1710	2	########	11	0	Coal	Cell burner boiler	Dry Sorbent Injection	Low NOx Cell Burner|Selective Catalytic Reduction	Baghouse	Halogenated PAC Sorbent Injection	ARP, CSNOX, CSOSG2E, CSSO2G1, MATS
MI	J H Campbell	1710	2	########	12	0	Coal	Cell burner boiler	Dry Sorbent Injection	Low NOx Cell Burner|Selective Catalytic Reduction	Baghouse	Halogenated PAC Sorbent Injection	ARP, CSNOX, CSOSG2E, CSSO2G1, MATS
MI	J H Campbell	1710	2	########	13	0	Coal	Cell burner boiler	Dry Sorbent Injection	Low NOx Cell Burner|Selective Catalytic Reduction	Baghouse	Halogenated PAC Sorbent Injection	ARP, CSNOX, CSOSG2E, CSSO2G1, MATS
MI	J H Campbell	1710	2	########	14	0	Coal	Cell burner boiler	Dry Sorbent Injection	Low NOx Cell Burner|Selective Catalytic Reduction	Baghouse	Halogenated PAC Sorbent Injection	ARP, CSNOX, CSOSG2E, CSSO2G1, MATS
MI	J H Campbell	1710	2	########	15	0	Coal	Cell burner boiler	Dry Sorbent Injection	Low NOx Cell Burner|Selective Catalytic Reduction	Baghouse	Halogenated PAC Sorbent Injection	ARP, CSNOX, CSOSG2E, CSSO2G1, MATS
MI	J H Campbell	1710	2	########	16	0	Coal	Cell burner boiler	Dry Sorbent Injection	Low NOx Cell Burner|Selective Catalytic Reduction	Baghouse	Halogenated PAC Sorbent Injection	ARP, CSNOX, CSOSG2E, CSSO2G1, MATS
MI	J H Campbell	1710	2	########	17	0	Coal	Cell burner boiler	Dry Sorbent Injection	Low NOx Cell Burner|Selective Catalytic Reduction	Baghouse	Halogenated PAC Sorbent Injection	ARP, CSNOX, CSOSG2E, CSSO2G1, MATS
MI	J H Campbell	1710	2	########	18	0	Coal	Cell burner boiler	Dry Sorbent Injection	Low NOx Cell Burner|Selective Catalytic Reduction	Baghouse	Halogenated PAC Sorbent Injection	ARP, CSNOX, CSOSG2E, CSSO2G1, MATS
MI	J H Campbell	1710	2	########	19	0	Coal	Cell burner boiler	Dry Sorbent Injection	Low NOx Cell Burner|Selective Catalytic Reduction	Baghouse	Halogenated PAC Sorbent Injection	ARP, CSNOX, CSOSG2E, CSSO2G1, MATS
MI	J H Campbell	1710	2	########	20	0	Coal	Cell burner boiler	Dry Sorbent Injection	Low NOx Cell Burner|Selective Catalytic Reduction	Baghouse	Halogenated PAC Sorbent Injection	ARP, CSNOX, CSOSG2E, CSSO2G1, MATS
MI	J H Campbell	1710	2	########	21	0	Coal	Cell burner boiler	Dry Sorbent Injection	Low NOx Cell Burner|Selective Catalytic Reduction	Baghouse	Halogenated PAC Sorbent Injection	ARP, CSNOX, CSOSG2E, CSSO2G1, MATS
MI	J H Campbell	1710	2	########	22	0	Coal	Cell burner boiler	Dry Sorbent Injection	Low NOx Cell Burner|Selective Catalytic Reduction	Baghouse	Halogenated PAC Sorbent Injection	ARP, CSNOX, CSOSG2E, CSSO2G1, MATS
MI	J H Campbell	1710	2	########	23	0	Coal	Cell burner boiler	Dry Sorbent Injection	Low NOx Cell Burner|Selective Catalytic Reduction	Baghouse	Halogenated PAC Sorbent Injection	ARP, CSNOX, CSOSG2E, CSSO2G1, MATS
MI	J H Campbell	1710	2	########	0	0	Coal	Cell burner boiler	Dry Sorbent Injection	Low NOx Cell Burner|Selective Catalytic Reduction	Baghouse	Halogenated PAC Sorbent Injection	ARP, CSNOX, CSOSG2E, CSSO2G1, MATS
MI	J H Campbell	1710	2	########	1	0	Coal	Cell burner boiler	Dry Sorbent Injection	Low NOx Cell Burner|Selective Catalytic Reduction	Baghouse	Halogenated PAC Sorbent Injection	ARP, CSNOX, CSOSG2E, CSSO2G1, MATS
MI	J H Campbell	1710	2	########	2	0	Coal	Cell burner boiler	Dry Sorbent Injection	Low NOx Cell Burner|Selective Catalytic Reduction	Baghouse	Halogenated PAC Sorbent Injection	ARP, CSNOX, CSOSG2E, CSSO2G1, MATS
MI	J H Campbell	1710	2	########	3	0	Coal	Cell burner boiler	Dry Sorbent Injection	Low NOx Cell Burner|Selective Catalytic Reduction	Baghouse	Halogenated PAC Sorbent Injection	ARP, CSNOX, CSOSG2E, CSSO2G1, MATS
MI	J H Campbell	1710	2	########	4	0	Coal	Cell burner boiler	Dry Sorbent Injection	Low NOx Cell Burner|Selective Catalytic Reduction	Baghouse	Halogenated PAC Sorbent Injection	ARP, CSNOX, CSOSG2E, CSSO2G1, MATS
MI	J H Campbell	1710	2	########	5	0	Coal	Cell burner boiler	Dry Sorbent Injection	Low NOx Cell Burner|Selective Catalytic Reduction	Baghouse	Halogenated PAC Sorbent Injection	ARP, CSNOX, CSOSG2E, CSSO2G1, MATS
MI	J H Campbell	1710	2	########	6	0	Coal	Cell burner boiler	Dry Sorbent Injection	Low NOx Cell Burner|Selective Catalytic Reduction	Baghouse	Halogenated PAC Sorbent Injection	ARP, CSNOX, CSOSG2E, CSSO2G1, MATS
MI	J H Campbell	1710	2	########	7	0	Coal	Cell burner boiler	Dry Sorbent Injection	Low NOx Cell Burner|Selective Catalytic Reduction	Baghouse	Halogenated PAC Sorbent Injection	ARP, CSNOX, CSOSG2E, CSSO2G1, MATS
MI	J H Campbell	1710	2	########	8	0	Coal	Cell burner boiler	Dry Sorbent Injection	Low NOx Cell Burner|Selective Catalytic Reduction	Baghouse	Halogenated PAC Sorbent Injection	ARP, CSNOX, CSOSG2E, CSSO2G1, MATS
MI	J H Campbell	1710	2	########	9	0	Coal	Cell burner boiler	Dry Sorbent Injection	Low NOx Cell Burner|Selective Catalytic Reduction	Baghouse	Halogenated PAC Sorbent Injection	ARP, CSNOX, CSOSG2E, CSSO2G1, MATS
MI	J H Campbell	1710	2	########	10	0	Coal	Cell burner boiler	Dry Sorbent Injection	Low NOx Cell Burner|Selective Catalytic Reduction	Baghouse	Halogenated PAC Sorbent Injection	ARP, CSNOX, CSOSG2E, CSSO2G1, MATS
MI	J H Campbell	1710	2	########	11	0	Coal	Cell burner boiler	Dry Sorbent Injection	Low NOx Cell Burner|Selective Catalytic Reduction	Baghouse	Halogenated PAC Sorbent Injection	ARP, CSNOX, CSOSG2E, CSSO2G1, MATS
MI	J H Campbell	1710	2	########	12	0	Coal	Cell burner boiler	Dry Sorbent Injection	Low NOx Cell Burner|Selective Catalytic Reduction	Baghouse	Halogenated PAC Sorbent Injection	ARP, CSNOX, CSOSG2E, CSSO2G1, MATS
MI	J H Campbell	1710	2	########	13	0	Coal	Cell burner boiler	Dry Sorbent Injection	Low NOx Cell Burner|Selective Catalytic Reduction	Baghouse	Halogenated PAC Sorbent Injection	ARP, CSNOX, CSOSG2E, CSSO2G1, MATS
MI	J H Campbell	1710	2	########	14	0	Coal	Cell burner boiler	Dry Sorbent Injection	Low NOx Cell Burner|Selective Catalytic Reduction	Baghouse	Halogenated PAC Sorbent Injection	ARP, CSNOX, CSOSG2E, CSSO2G1, MATS
MI	J H Campbell	1710	2	########	15	0	Coal	Cell burner boiler	Dry Sorbent Injection	Low NOx Cell Burner|Selective Catalytic Reduction	Baghouse	Halogenated PAC Sorbent Injection	ARP, CSNOX, CSOSG2E, CSSO2G1, MATS

MI	J H Campbell	1710	2	########	16	0	Coal	Cell burner boiler	Dry Sorbent Injection	Low NOx Cell Burner|Selective Catalytic Reduction	Baghouse	Halogenated PAC Sorbent Injection	ARP, CSNOX, CSOSG2E, CSSO2G1, MATS
MI	J H Campbell	1710	2	########	17	0	Coal	Cell burner boiler	Dry Sorbent Injection	Low NOx Cell Burner|Selective Catalytic Reduction	Baghouse	Halogenated PAC Sorbent Injection	ARP, CSNOX, CSOSG2E, CSSO2G1, MATS
MI	J H Campbell	1710	2	########	18	0	Coal	Cell burner boiler	Dry Sorbent Injection	Low NOx Cell Burner|Selective Catalytic Reduction	Baghouse	Halogenated PAC Sorbent Injection	ARP, CSNOX, CSOSG2E, CSSO2G1, MATS
MI	J H Campbell	1710	2	########	19	0	Coal	Cell burner boiler	Dry Sorbent Injection	Low NOx Cell Burner|Selective Catalytic Reduction	Baghouse	Halogenated PAC Sorbent Injection	ARP, CSNOX, CSOSG2E, CSSO2G1, MATS
MI	J H Campbell	1710	2	########	20	0	Coal	Cell burner boiler	Dry Sorbent Injection	Low NOx Cell Burner|Selective Catalytic Reduction	Baghouse	Halogenated PAC Sorbent Injection	ARP, CSNOX, CSOSG2E, CSSO2G1, MATS
MI	J H Campbell	1710	2	########	21	0	Coal	Cell burner boiler	Dry Sorbent Injection	Low NOx Cell Burner|Selective Catalytic Reduction	Baghouse	Halogenated PAC Sorbent Injection	ARP, CSNOX, CSOSG2E, CSSO2G1, MATS
MI	J H Campbell	1710	2	########	22	0	Coal	Cell burner boiler	Dry Sorbent Injection	Low NOx Cell Burner|Selective Catalytic Reduction	Baghouse	Halogenated PAC Sorbent Injection	ARP, CSNOX, CSOSG2E, CSSO2G1, MATS
MI	J H Campbell	1710	2	########	23	0	Coal	Cell burner boiler	Dry Sorbent Injection	Low NOx Cell Burner|Selective Catalytic Reduction	Baghouse	Halogenated PAC Sorbent Injection	ARP, CSNOX, CSOSG2E, CSSO2G1, MATS
MI	J H Campbell	1710	2	########	0	0	Coal	Cell burner boiler	Dry Sorbent Injection	Low NOx Cell Burner|Selective Catalytic Reduction	Baghouse	Halogenated PAC Sorbent Injection	ARP, CSNOX, CSOSG2E, CSSO2G1, MATS
MI	J H Campbell	1710	2	########	1	0	Coal	Cell burner boiler	Dry Sorbent Injection	Low NOx Cell Burner|Selective Catalytic Reduction	Baghouse	Halogenated PAC Sorbent Injection	ARP, CSNOX, CSOSG2E, CSSO2G1, MATS
MI	J H Campbell	1710	2	########	2	0	Coal	Cell burner boiler	Dry Sorbent Injection	Low NOx Cell Burner|Selective Catalytic Reduction	Baghouse	Halogenated PAC Sorbent Injection	ARP, CSNOX, CSOSG2E, CSSO2G1, MATS
MI	J H Campbell	1710	2	########	3	0	Coal	Cell burner boiler	Dry Sorbent Injection	Low NOx Cell Burner|Selective Catalytic Reduction	Baghouse	Halogenated PAC Sorbent Injection	ARP, CSNOX, CSOSG2E, CSSO2G1, MATS
MI	J H Campbell	1710	2	########	4	0	Coal	Cell burner boiler	Dry Sorbent Injection	Low NOx Cell Burner|Selective Catalytic Reduction	Baghouse	Halogenated PAC Sorbent Injection	ARP, CSNOX, CSOSG2E, CSSO2G1, MATS
MI	J H Campbell	1710	2	########	5	0	Coal	Cell burner boiler	Dry Sorbent Injection	Low NOx Cell Burner|Selective Catalytic Reduction	Baghouse	Halogenated PAC Sorbent Injection	ARP, CSNOX, CSOSG2E, CSSO2G1, MATS
MI	J H Campbell	1710	2	########	6	0	Coal	Cell burner boiler	Dry Sorbent Injection	Low NOx Cell Burner|Selective Catalytic Reduction	Baghouse	Halogenated PAC Sorbent Injection	ARP, CSNOX, CSOSG2E, CSSO2G1, MATS
MI	J H Campbell	1710	2	########	7	0	Coal	Cell burner boiler	Dry Sorbent Injection	Low NOx Cell Burner|Selective Catalytic Reduction	Baghouse	Halogenated PAC Sorbent Injection	ARP, CSNOX, CSOSG2E, CSSO2G1, MATS
MI	J H Campbell	1710	2	########	8	0	Coal	Cell burner boiler	Dry Sorbent Injection	Low NOx Cell Burner|Selective Catalytic Reduction	Baghouse	Halogenated PAC Sorbent Injection	ARP, CSNOX, CSOSG2E, CSSO2G1, MATS
MI	J H Campbell	1710	2	########	9	0	Coal	Cell burner boiler	Dry Sorbent Injection	Low NOx Cell Burner|Selective Catalytic Reduction	Baghouse	Halogenated PAC Sorbent Injection	ARP, CSNOX, CSOSG2E, CSSO2G1, MATS
MI	J H Campbell	1710	2	########	10	0	Coal	Cell burner boiler	Dry Sorbent Injection	Low NOx Cell Burner|Selective Catalytic Reduction	Baghouse	Halogenated PAC Sorbent Injection	ARP, CSNOX, CSOSG2E, CSSO2G1, MATS
MI	J H Campbell	1710	2	########	11	0	Coal	Cell burner boiler	Dry Sorbent Injection	Low NOx Cell Burner|Selective Catalytic Reduction	Baghouse	Halogenated PAC Sorbent Injection	ARP, CSNOX, CSOSG2E, CSSO2G1, MATS
MI	J H Campbell	1710	2	########	12	0	Coal	Cell burner boiler	Dry Sorbent Injection	Low NOx Cell Burner|Selective Catalytic Reduction	Baghouse	Halogenated PAC Sorbent Injection	ARP, CSNOX, CSOSG2E, CSSO2G1, MATS
MI	J H Campbell	1710	2	########	13	0	Coal	Cell burner boiler	Dry Sorbent Injection	Low NOx Cell Burner|Selective Catalytic Reduction	Baghouse	Halogenated PAC Sorbent Injection	ARP, CSNOX, CSOSG2E, CSSO2G1, MATS
MI	J H Campbell	1710	2	########	14	0	Coal	Cell burner boiler	Dry Sorbent Injection	Low NOx Cell Burner|Selective Catalytic Reduction	Baghouse	Halogenated PAC Sorbent Injection	ARP, CSNOX, CSOSG2E, CSSO2G1, MATS
MI	J H Campbell	1710	2	########	15	0	Coal	Cell burner boiler	Dry Sorbent Injection	Low NOx Cell Burner|Selective Catalytic Reduction	Baghouse	Halogenated PAC Sorbent Injection	ARP, CSNOX, CSOSG2E, CSSO2G1, MATS
MI	J H Campbell	1710	2	########	16	0	Coal	Cell burner boiler	Dry Sorbent Injection	Low NOx Cell Burner|Selective Catalytic Reduction	Baghouse	Halogenated PAC Sorbent Injection	ARP, CSNOX, CSOSG2E, CSSO2G1, MATS
MI	J H Campbell	1710	2	########	17	0	Coal	Cell burner boiler	Dry Sorbent Injection	Low NOx Cell Burner|Selective Catalytic Reduction	Baghouse	Halogenated PAC Sorbent Injection	ARP, CSNOX, CSOSG2E, CSSO2G1, MATS
MI	J H Campbell	1710	2	########	18	0	Coal	Cell burner boiler	Dry Sorbent Injection	Low NOx Cell Burner|Selective Catalytic Reduction	Baghouse	Halogenated PAC Sorbent Injection	ARP, CSNOX, CSOSG2E, CSSO2G1, MATS
MI	J H Campbell	1710	2	########	19	0	Coal	Cell burner boiler	Dry Sorbent Injection	Low NOx Cell Burner|Selective Catalytic Reduction	Baghouse	Halogenated PAC Sorbent Injection	ARP, CSNOX, CSOSG2E, CSSO2G1, MATS
MI	J H Campbell	1710	2	########	20	0	Coal	Cell burner boiler	Dry Sorbent Injection	Low NOx Cell Burner|Selective Catalytic Reduction	Baghouse	Halogenated PAC Sorbent Injection	ARP, CSNOX, CSOSG2E, CSSO2G1, MATS
MI	J H Campbell	1710	2	########	21	0	Coal	Cell burner boiler	Dry Sorbent Injection	Low NOx Cell Burner|Selective Catalytic Reduction	Baghouse	Halogenated PAC Sorbent Injection	ARP, CSNOX, CSOSG2E, CSSO2G1, MATS
MI	J H Campbell	1710	2	########	22	0	Coal	Cell burner boiler	Dry Sorbent Injection	Low NOx Cell Burner|Selective Catalytic Reduction	Baghouse	Halogenated PAC Sorbent Injection	ARP, CSNOX, CSOSG2E, CSSO2G1, MATS
MI	J H Campbell	1710	2	########	23	0	Coal	Cell burner boiler	Dry Sorbent Injection	Low NOx Cell Burner|Selective Catalytic Reduction	Baghouse	Halogenated PAC Sorbent Injection	ARP, CSNOX, CSOSG2E, CSSO2G1, MATS
MI	J H Campbell	1710	2	########	0	0	Coal	Cell burner boiler	Dry Sorbent Injection	Low NOx Cell Burner|Selective Catalytic Reduction	Baghouse	Halogenated PAC Sorbent Injection	ARP, CSNOX, CSOSG2E, CSSO2G1, MATS
MI	J H Campbell	1710	2	########	1	0	Coal	Cell burner boiler	Dry Sorbent Injection	Low NOx Cell Burner|Selective Catalytic Reduction	Baghouse	Halogenated PAC Sorbent Injection	ARP, CSNOX, CSOSG2E, CSSO2G1, MATS
MI	J H Campbell	1710	2	########	2	0	Coal	Cell burner boiler	Dry Sorbent Injection	Low NOx Cell Burner|Selective Catalytic Reduction	Baghouse	Halogenated PAC Sorbent Injection	ARP, CSNOX, CSOSG2E, CSSO2G1, MATS
MI	J H Campbell	1710	2	########	3	0	Coal	Cell burner boiler	Dry Sorbent Injection	Low NOx Cell Burner|Selective Catalytic Reduction	Baghouse	Halogenated PAC Sorbent Injection	ARP, CSNOX, CSOSG2E, CSSO2G1, MATS
MI	J H Campbell	1710	2	########	4	0	Coal	Cell burner boiler	Dry Sorbent Injection	Low NOx Cell Burner|Selective Catalytic Reduction	Baghouse	Halogenated PAC Sorbent Injection	ARP, CSNOX, CSOSG2E, CSSO2G1, MATS
MI	J H Campbell	1710	2	########	5	0	Coal	Cell burner boiler	Dry Sorbent Injection	Low NOx Cell Burner|Selective Catalytic Reduction	Baghouse	Halogenated PAC Sorbent Injection	ARP, CSNOX, CSOSG2E, CSSO2G1, MATS
MI	J H Campbell	1710	2	########	6	0	Coal	Cell burner boiler	Dry Sorbent Injection	Low NOx Cell Burner|Selective Catalytic Reduction	Baghouse	Halogenated PAC Sorbent Injection	ARP, CSNOX, CSOSG2E, CSSO2G1, MATS
MI	J H Campbell	1710	2	########	7	0	Coal	Cell burner boiler	Dry Sorbent Injection	Low NOx Cell Burner|Selective Catalytic Reduction	Baghouse	Halogenated PAC Sorbent Injection	ARP, CSNOX, CSOSG2E, CSSO2G1, MATS
MI	J H Campbell	1710	2	########	8	0	Coal	Cell burner boiler	Dry Sorbent Injection	Low NOx Cell Burner|Selective Catalytic Reduction	Baghouse	Halogenated PAC Sorbent Injection	ARP, CSNOX, CSOSG2E, CSSO2G1, MATS
MI	J H Campbell	1710	2	########	9	0	Coal	Cell burner boiler	Dry Sorbent Injection	Low NOx Cell Burner|Selective Catalytic Reduction	Baghouse	Halogenated PAC Sorbent Injection	ARP, CSNOX, CSOSG2E, CSSO2G1, MATS
MI	J H Campbell	1710	2	########	10	0	Coal	Cell burner boiler	Dry Sorbent Injection	Low NOx Cell Burner|Selective Catalytic Reduction	Baghouse	Halogenated PAC Sorbent Injection	ARP, CSNOX, CSOSG2E, CSSO2G1, MATS
MI	J H Campbell	1710	2	########	11	0	Coal	Cell burner boiler	Dry Sorbent Injection	Low NOx Cell Burner|Selective Catalytic Reduction	Baghouse	Halogenated PAC Sorbent Injection	ARP, CSNOX, CSOSG2E, CSSO2G1, MATS
MI	J H Campbell	1710	2	########	12	0	Coal	Cell burner boiler	Dry Sorbent Injection	Low NOx Cell Burner|Selective Catalytic Reduction	Baghouse	Halogenated PAC Sorbent Injection	ARP, CSNOX, CSOSG2E, CSSO2G1, MATS
MI	J H Campbell	1710	2	########	13	0	Coal	Cell burner boiler	Dry Sorbent Injection	Low NOx Cell Burner|Selective Catalytic Reduction	Baghouse	Halogenated PAC Sorbent Injection	ARP, CSNOX, CSOSG2E, CSSO2G1, MATS
MI	J H Campbell	1710	2	########	14	0	Coal	Cell burner boiler	Dry Sorbent Injection	Low NOx Cell Burner|Selective Catalytic Reduction	Baghouse	Halogenated PAC Sorbent Injection	ARP, CSNOX, CSOSG2E, CSSO2G1, MATS
MI	J H Campbell	1710	2	########	15	0	Coal	Cell burner boiler	Dry Sorbent Injection	Low NOx Cell Burner|Selective Catalytic Reduction	Baghouse	Halogenated PAC Sorbent Injection	ARP, CSNOX, CSOSG2E, CSSO2G1, MATS
MI	J H Campbell	1710	2	########	16	0	Coal	Cell burner boiler	Dry Sorbent Injection	Low NOx Cell Burner|Selective Catalytic Reduction	Baghouse	Halogenated PAC Sorbent Injection	ARP, CSNOX, CSOSG2E, CSSO2G1, MATS
MI	J H Campbell	1710	2	########	17	0	Coal	Cell burner boiler	Dry Sorbent Injection	Low NOx Cell Burner|Selective Catalytic Reduction	Baghouse	Halogenated PAC Sorbent Injection	ARP, CSNOX, CSOSG2E, CSSO2G1, MATS
MI	J H Campbell	1710	2	########	18	0	Coal	Cell burner boiler	Dry Sorbent Injection	Low NOx Cell Burner|Selective Catalytic Reduction	Baghouse	Halogenated PAC Sorbent Injection	ARP, CSNOX, CSOSG2E, CSSO2G1, MATS
MI	J H Campbell	1710	2	########	19	0	Coal	Cell burner boiler	Dry Sorbent Injection	Low NOx Cell Burner|Selective Catalytic Reduction	Baghouse	Halogenated PAC Sorbent Injection	ARP, CSNOX, CSOSG2E, CSSO2G1, MATS
MI	J H Campbell	1710	2	########	20	0	Coal	Cell burner boiler	Dry Sorbent Injection	Low NOx Cell Burner|Selective Catalytic Reduction	Baghouse	Halogenated PAC Sorbent Injection	ARP, CSNOX, CSOSG2E, CSSO2G1, MATS
MI	J H Campbell	1710	2	########	21	0	Coal	Cell burner boiler	Dry Sorbent Injection	Low NOx Cell Burner|Selective Catalytic Reduction	Baghouse	Halogenated PAC Sorbent Injection	ARP, CSNOX, CSOSG2E, CSSO2G1, MATS
MI	J H Campbell	1710	2	########	22	0	Coal	Cell burner boiler	Dry Sorbent Injection	Low NOx Cell Burner|Selective Catalytic Reduction	Baghouse	Halogenated PAC Sorbent Injection	ARP, CSNOX, CSOSG2E, CSSO2G1, MATS
MI	J H Campbell	1710	2	########	23	0	Coal	Cell burner boiler	Dry Sorbent Injection	Low NOx Cell Burner|Selective Catalytic Reduction	Baghouse	Halogenated PAC Sorbent Injection	ARP, CSNOX, CSOSG2E, CSSO2G1, MATS
MI	J H Campbell	1710	2	########	0	0	Coal	Cell burner boiler	Dry Sorbent Injection	Low NOx Cell Burner|Selective Catalytic Reduction	Baghouse	Halogenated PAC Sorbent Injection	ARP, CSNOX, CSOSG2E, CSSO2G1, MATS
MI	J H Campbell	1710	2	########	1	0	Coal	Cell burner boiler	Dry Sorbent Injection	Low NOx Cell Burner|Selective Catalytic Reduction	Baghouse	Halogenated PAC Sorbent Injection	ARP, CSNOX, CSOSG2E, CSSO2G1, MATS
MI	J H Campbell	1710	2	########	2	0	Coal	Cell burner boiler	Dry Sorbent Injection	Low NOx Cell Burner|Selective Catalytic Reduction	Baghouse	Halogenated PAC Sorbent Injection	ARP, CSNOX, CSOSG2E, CSSO2G1, MATS
MI	J H Campbell	1710	2	########	3	0	Coal	Cell burner boiler	Dry Sorbent Injection	Low NOx Cell Burner|Selective Catalytic Reduction	Baghouse	Halogenated PAC Sorbent Injection	ARP, CSNOX, CSOSG2E, CSSO2G1, MATS
MI	J H Campbell	1710	2	########	4	0	Coal	Cell burner boiler	Dry Sorbent Injection	Low NOx Cell Burner|Selective Catalytic Reduction	Baghouse	Halogenated PAC Sorbent Injection	ARP, CSNOX, CSOSG2E, CSSO2G1, MATS
MI	J H Campbell	1710	2	########	5	0	Coal	Cell burner boiler	Dry Sorbent Injection	Low NOx Cell Burner|Selective Catalytic Reduction	Baghouse	Halogenated PAC Sorbent Injection	ARP, CSNOX, CSOSG2E, CSSO2G1, MATS
MI	J H Campbell	1710	2	########	6	0	Coal	Cell burner boiler	Dry Sorbent Injection	Low NOx Cell Burner|Selective Catalytic Reduction	Baghouse	Halogenated PAC Sorbent Injection	ARP, CSNOX, CSOSG2E, CSSO2G1, MATS
MI	J H Campbell	1710	2	########	7	0	Coal	Cell burner boiler	Dry Sorbent Injection	Low NOx Cell Burner|Selective Catalytic Reduction	Baghouse	Halogenated PAC Sorbent Injection	ARP, CSNOX, CSOSG2E, CSSO2G1, MATS
MI	J H Campbell	1710	2	########	8	0	Coal	Cell burner boiler	Dry Sorbent Injection	Low NOx Cell Burner|Selective Catalytic Reduction	Baghouse	Halogenated PAC Sorbent Injection	ARP, CSNOX, CSOSG2E, CSSO2G1, MATS
MI	J H Campbell	1710	2	########	9	0	Coal	Cell burner boiler	Dry Sorbent Injection	Low NOx Cell Burner|Selective Catalytic Reduction	Baghouse	Halogenated PAC Sorbent Injection	ARP, CSNOX, CSOSG2E, CSSO2G1, MATS
MI	J H Campbell	1710	2	########	10	0	Coal	Cell burner boiler	Dry Sorbent Injection	Low NOx Cell Burner|Selective Catalytic Reduction	Baghouse	Halogenated PAC Sorbent Injection	ARP, CSNOX, CSOSG2E, CSSO2G1, MATS
MI	J H Campbell	1710	2	########	11	0	Coal	Cell burner boiler	Dry Sorbent Injection	Low NOx Cell Burner|Selective Catalytic Reduction	Baghouse	Halogenated PAC Sorbent Injection	ARP, CSNOX, CSOSG2E, CSSO2G1, MATS
MI	J H Campbell	1710	2	########	12	0	Coal	Cell burner boiler	Dry Sorbent Injection	Low NOx Cell Burner|Selective Catalytic Reduction	Baghouse	Halogenated PAC Sorbent Injection	ARP, CSNOX, CSOSG2E, CSSO2G1, MATS
MI	J H Campbell	1710	2	########	13	0	Coal	Cell burner boiler	Dry Sorbent Injection	Low NOx Cell Burner|Selective Catalytic Reduction	Baghouse	Halogenated PAC Sorbent Injection	ARP, CSNOX, CSOSG2E, CSSO2G1, MATS
MI	J H Campbell	1710	2	########	14	0	Coal	Cell burner boiler	Dry Sorbent Injection	Low NOx Cell Burner|Selective Catalytic Reduction	Baghouse	Halogenated PAC Sorbent Injection	ARP, CSNOX, CSOSG2E, CSSO2G1, MATS

MI	J H Campbell	1710	2	########	15	0	Coal	Cell burner boiler	Dry Sorbent Injection	Low NOx Cell Burner|Selective Catalytic Reduction	Baghouse	Halogenated PAC Sorbent Injection	ARP, CSNOX, CSOSG2E, CSSO2G1, MATS
MI	J H Campbell	1710	2	########	16	0	Coal	Cell burner boiler	Dry Sorbent Injection	Low NOx Cell Burner|Selective Catalytic Reduction	Baghouse	Halogenated PAC Sorbent Injection	ARP, CSNOX, CSOSG2E, CSSO2G1, MATS
MI	J H Campbell	1710	2	########	17	0	Coal	Cell burner boiler	Dry Sorbent Injection	Low NOx Cell Burner|Selective Catalytic Reduction	Baghouse	Halogenated PAC Sorbent Injection	ARP, CSNOX, CSOSG2E, CSSO2G1, MATS
MI	J H Campbell	1710	2	########	18	0	Coal	Cell burner boiler	Dry Sorbent Injection	Low NOx Cell Burner|Selective Catalytic Reduction	Baghouse	Halogenated PAC Sorbent Injection	ARP, CSNOX, CSOSG2E, CSSO2G1, MATS
MI	J H Campbell	1710	2	########	19	0	Coal	Cell burner boiler	Dry Sorbent Injection	Low NOx Cell Burner|Selective Catalytic Reduction	Baghouse	Halogenated PAC Sorbent Injection	ARP, CSNOX, CSOSG2E, CSSO2G1, MATS
MI	J H Campbell	1710	2	########	20	0	Coal	Cell burner boiler	Dry Sorbent Injection	Low NOx Cell Burner|Selective Catalytic Reduction	Baghouse	Halogenated PAC Sorbent Injection	ARP, CSNOX, CSOSG2E, CSSO2G1, MATS
MI	J H Campbell	1710	2	########	21	0	Coal	Cell burner boiler	Dry Sorbent Injection	Low NOx Cell Burner|Selective Catalytic Reduction	Baghouse	Halogenated PAC Sorbent Injection	ARP, CSNOX, CSOSG2E, CSSO2G1, MATS
MI	J H Campbell	1710	2	########	22	0	Coal	Cell burner boiler	Dry Sorbent Injection	Low NOx Cell Burner|Selective Catalytic Reduction	Baghouse	Halogenated PAC Sorbent Injection	ARP, CSNOX, CSOSG2E, CSSO2G1, MATS
MI	J H Campbell	1710	2	########	23	0	Coal	Cell burner boiler	Dry Sorbent Injection	Low NOx Cell Burner|Selective Catalytic Reduction	Baghouse	Halogenated PAC Sorbent Injection	ARP, CSNOX, CSOSG2E, CSSO2G1, MATS
MI	J H Campbell	1710	2	########	0	0	Coal	Cell burner boiler	Dry Sorbent Injection	Low NOx Cell Burner|Selective Catalytic Reduction	Baghouse	Halogenated PAC Sorbent Injection	ARP, CSNOX, CSOSG2E, CSSO2G1, MATS
MI	J H Campbell	1710	2	########	1	0	Coal	Cell burner boiler	Dry Sorbent Injection	Low NOx Cell Burner|Selective Catalytic Reduction	Baghouse	Halogenated PAC Sorbent Injection	ARP, CSNOX, CSOSG2E, CSSO2G1, MATS
MI	J H Campbell	1710	2	########	2	0	Coal	Cell burner boiler	Dry Sorbent Injection	Low NOx Cell Burner|Selective Catalytic Reduction	Baghouse	Halogenated PAC Sorbent Injection	ARP, CSNOX, CSOSG2E, CSSO2G1, MATS
MI	J H Campbell	1710	2	########	3	0	Coal	Cell burner boiler	Dry Sorbent Injection	Low NOx Cell Burner|Selective Catalytic Reduction	Baghouse	Halogenated PAC Sorbent Injection	ARP, CSNOX, CSOSG2E, CSSO2G1, MATS
MI	J H Campbell	1710	2	########	4	0	Coal	Cell burner boiler	Dry Sorbent Injection	Low NOx Cell Burner|Selective Catalytic Reduction	Baghouse	Halogenated PAC Sorbent Injection	ARP, CSNOX, CSOSG2E, CSSO2G1, MATS
MI	J H Campbell	1710	2	########	5	0	Coal	Cell burner boiler	Dry Sorbent Injection	Low NOx Cell Burner|Selective Catalytic Reduction	Baghouse	Halogenated PAC Sorbent Injection	ARP, CSNOX, CSOSG2E, CSSO2G1, MATS
MI	J H Campbell	1710	2	########	6	0	Coal	Cell burner boiler	Dry Sorbent Injection	Low NOx Cell Burner|Selective Catalytic Reduction	Baghouse	Halogenated PAC Sorbent Injection	ARP, CSNOX, CSOSG2E, CSSO2G1, MATS
MI	J H Campbell	1710	2	########	7	0	Coal	Cell burner boiler	Dry Sorbent Injection	Low NOx Cell Burner|Selective Catalytic Reduction	Baghouse	Halogenated PAC Sorbent Injection	ARP, CSNOX, CSOSG2E, CSSO2G1, MATS
MI	J H Campbell	1710	2	########	8	0	Coal	Cell burner boiler	Dry Sorbent Injection	Low NOx Cell Burner|Selective Catalytic Reduction	Baghouse	Halogenated PAC Sorbent Injection	ARP, CSNOX, CSOSG2E, CSSO2G1, MATS
MI	J H Campbell	1710	2	########	9	0	Coal	Cell burner boiler	Dry Sorbent Injection	Low NOx Cell Burner|Selective Catalytic Reduction	Baghouse	Halogenated PAC Sorbent Injection	ARP, CSNOX, CSOSG2E, CSSO2G1, MATS
MI	J H Campbell	1710	2	########	10	0	Coal	Cell burner boiler	Dry Sorbent Injection	Low NOx Cell Burner|Selective Catalytic Reduction	Baghouse	Halogenated PAC Sorbent Injection	ARP, CSNOX, CSOSG2E, CSSO2G1, MATS
MI	J H Campbell	1710	2	########	11	0	Coal	Cell burner boiler	Dry Sorbent Injection	Low NOx Cell Burner|Selective Catalytic Reduction	Baghouse	Halogenated PAC Sorbent Injection	ARP, CSNOX, CSOSG2E, CSSO2G1, MATS
MI	J H Campbell	1710	2	########	12	0	Coal	Cell burner boiler	Dry Sorbent Injection	Low NOx Cell Burner|Selective Catalytic Reduction	Baghouse	Halogenated PAC Sorbent Injection	ARP, CSNOX, CSOSG2E, CSSO2G1, MATS
MI	J H Campbell	1710	2	########	13	0	Coal	Cell burner boiler	Dry Sorbent Injection	Low NOx Cell Burner|Selective Catalytic Reduction	Baghouse	Halogenated PAC Sorbent Injection	ARP, CSNOX, CSOSG2E, CSSO2G1, MATS
MI	J H Campbell	1710	2	########	14	0	Coal	Cell burner boiler	Dry Sorbent Injection	Low NOx Cell Burner|Selective Catalytic Reduction	Baghouse	Halogenated PAC Sorbent Injection	ARP, CSNOX, CSOSG2E, CSSO2G1, MATS
MI	J H Campbell	1710	2	########	15	0	Coal	Cell burner boiler	Dry Sorbent Injection	Low NOx Cell Burner|Selective Catalytic Reduction	Baghouse	Halogenated PAC Sorbent Injection	ARP, CSNOX, CSOSG2E, CSSO2G1, MATS
MI	J H Campbell	1710	2	########	16	0	Coal	Cell burner boiler	Dry Sorbent Injection	Low NOx Cell Burner|Selective Catalytic Reduction	Baghouse	Halogenated PAC Sorbent Injection	ARP, CSNOX, CSOSG2E, CSSO2G1, MATS
MI	J H Campbell	1710	2	########	17	0	Coal	Cell burner boiler	Dry Sorbent Injection	Low NOx Cell Burner|Selective Catalytic Reduction	Baghouse	Halogenated PAC Sorbent Injection	ARP, CSNOX, CSOSG2E, CSSO2G1, MATS
MI	J H Campbell	1710	2	########	18	0	Coal	Cell burner boiler	Dry Sorbent Injection	Low NOx Cell Burner|Selective Catalytic Reduction	Baghouse	Halogenated PAC Sorbent Injection	ARP, CSNOX, CSOSG2E, CSSO2G1, MATS
MI	J H Campbell	1710	2	########	19	0	Coal	Cell burner boiler	Dry Sorbent Injection	Low NOx Cell Burner|Selective Catalytic Reduction	Baghouse	Halogenated PAC Sorbent Injection	ARP, CSNOX, CSOSG2E, CSSO2G1, MATS
MI	J H Campbell	1710	2	########	20	0	Coal	Cell burner boiler	Dry Sorbent Injection	Low NOx Cell Burner|Selective Catalytic Reduction	Baghouse	Halogenated PAC Sorbent Injection	ARP, CSNOX, CSOSG2E, CSSO2G1, MATS
MI	J H Campbell	1710	2	########	21	0	Coal	Cell burner boiler	Dry Sorbent Injection	Low NOx Cell Burner|Selective Catalytic Reduction	Baghouse	Halogenated PAC Sorbent Injection	ARP, CSNOX, CSOSG2E, CSSO2G1, MATS
MI	J H Campbell	1710	2	########	22	0	Coal	Cell burner boiler	Dry Sorbent Injection	Low NOx Cell Burner|Selective Catalytic Reduction	Baghouse	Halogenated PAC Sorbent Injection	ARP, CSNOX, CSOSG2E, CSSO2G1, MATS
MI	J H Campbell	1710	2	########	23	0	Coal	Cell burner boiler	Dry Sorbent Injection	Low NOx Cell Burner|Selective Catalytic Reduction	Baghouse	Halogenated PAC Sorbent Injection	ARP, CSNOX, CSOSG2E, CSSO2G1, MATS
MI	J H Campbell	1710	2	########	0	0	Coal	Cell burner boiler	Dry Sorbent Injection	Low NOx Cell Burner|Selective Catalytic Reduction	Baghouse	Halogenated PAC Sorbent Injection	ARP, CSNOX, CSOSG2E, CSSO2G1, MATS
MI	J H Campbell	1710	2	########	1	0	Coal	Cell burner boiler	Dry Sorbent Injection	Low NOx Cell Burner|Selective Catalytic Reduction	Baghouse	Halogenated PAC Sorbent Injection	ARP, CSNOX, CSOSG2E, CSSO2G1, MATS
MI	J H Campbell	1710	2	########	2	0	Coal	Cell burner boiler	Dry Sorbent Injection	Low NOx Cell Burner|Selective Catalytic Reduction	Baghouse	Halogenated PAC Sorbent Injection	ARP, CSNOX, CSOSG2E, CSSO2G1, MATS
MI	J H Campbell	1710	2	########	3	0	Coal	Cell burner boiler	Dry Sorbent Injection	Low NOx Cell Burner|Selective Catalytic Reduction	Baghouse	Halogenated PAC Sorbent Injection	ARP, CSNOX, CSOSG2E, CSSO2G1, MATS
MI	J H Campbell	1710	2	########	4	0	Coal	Cell burner boiler	Dry Sorbent Injection	Low NOx Cell Burner|Selective Catalytic Reduction	Baghouse	Halogenated PAC Sorbent Injection	ARP, CSNOX, CSOSG2E, CSSO2G1, MATS
MI	J H Campbell	1710	2	########	5	0	Coal	Cell burner boiler	Dry Sorbent Injection	Low NOx Cell Burner|Selective Catalytic Reduction	Baghouse	Halogenated PAC Sorbent Injection	ARP, CSNOX, CSOSG2E, CSSO2G1, MATS
MI	J H Campbell	1710	2	########	6	0	Coal	Cell burner boiler	Dry Sorbent Injection	Low NOx Cell Burner|Selective Catalytic Reduction	Baghouse	Halogenated PAC Sorbent Injection	ARP, CSNOX, CSOSG2E, CSSO2G1, MATS
MI	J H Campbell	1710	2	########	7	0	Coal	Cell burner boiler	Dry Sorbent Injection	Low NOx Cell Burner|Selective Catalytic Reduction	Baghouse	Halogenated PAC Sorbent Injection	ARP, CSNOX, CSOSG2E, CSSO2G1, MATS
MI	J H Campbell	1710	2	########	8	0	Coal	Cell burner boiler	Dry Sorbent Injection	Low NOx Cell Burner|Selective Catalytic Reduction	Baghouse	Halogenated PAC Sorbent Injection	ARP, CSNOX, CSOSG2E, CSSO2G1, MATS
MI	J H Campbell	1710	2	########	9	0	Coal	Cell burner boiler	Dry Sorbent Injection	Low NOx Cell Burner|Selective Catalytic Reduction	Baghouse	Halogenated PAC Sorbent Injection	ARP, CSNOX, CSOSG2E, CSSO2G1, MATS
MI	J H Campbell	1710	2	########	10	0	Coal	Cell burner boiler	Dry Sorbent Injection	Low NOx Cell Burner|Selective Catalytic Reduction	Baghouse	Halogenated PAC Sorbent Injection	ARP, CSNOX, CSOSG2E, CSSO2G1, MATS
MI	J H Campbell	1710	2	########	11	0	Coal	Cell burner boiler	Dry Sorbent Injection	Low NOx Cell Burner|Selective Catalytic Reduction	Baghouse	Halogenated PAC Sorbent Injection	ARP, CSNOX, CSOSG2E, CSSO2G1, MATS
MI	J H Campbell	1710	2	########	12	0	Coal	Cell burner boiler	Dry Sorbent Injection	Low NOx Cell Burner|Selective Catalytic Reduction	Baghouse	Halogenated PAC Sorbent Injection	ARP, CSNOX, CSOSG2E, CSSO2G1, MATS
MI	J H Campbell	1710	2	########	13	0	Coal	Cell burner boiler	Dry Sorbent Injection	Low NOx Cell Burner|Selective Catalytic Reduction	Baghouse	Halogenated PAC Sorbent Injection	ARP, CSNOX, CSOSG2E, CSSO2G1, MATS
MI	J H Campbell	1710	2	########	14	0	Coal	Cell burner boiler	Dry Sorbent Injection	Low NOx Cell Burner|Selective Catalytic Reduction	Baghouse	Halogenated PAC Sorbent Injection	ARP, CSNOX, CSOSG2E, CSSO2G1, MATS
MI	J H Campbell	1710	2	########	15	0	Coal	Cell burner boiler	Dry Sorbent Injection	Low NOx Cell Burner|Selective Catalytic Reduction	Baghouse	Halogenated PAC Sorbent Injection	ARP, CSNOX, CSOSG2E, CSSO2G1, MATS
MI	J H Campbell	1710	2	########	16	0	Coal	Cell burner boiler	Dry Sorbent Injection	Low NOx Cell Burner|Selective Catalytic Reduction	Baghouse	Halogenated PAC Sorbent Injection	ARP, CSNOX, CSOSG2E, CSSO2G1, MATS
MI	J H Campbell	1710	2	########	17	0	Coal	Cell burner boiler	Dry Sorbent Injection	Low NOx Cell Burner|Selective Catalytic Reduction	Baghouse	Halogenated PAC Sorbent Injection	ARP, CSNOX, CSOSG2E, CSSO2G1, MATS
MI	J H Campbell	1710	2	########	18	0	Coal	Cell burner boiler	Dry Sorbent Injection	Low NOx Cell Burner|Selective Catalytic Reduction	Baghouse	Halogenated PAC Sorbent Injection	ARP, CSNOX, CSOSG2E, CSSO2G1, MATS
MI	J H Campbell	1710	2	########	19	0	Coal	Cell burner boiler	Dry Sorbent Injection	Low NOx Cell Burner|Selective Catalytic Reduction	Baghouse	Halogenated PAC Sorbent Injection	ARP, CSNOX, CSOSG2E, CSSO2G1, MATS
MI	J H Campbell	1710	2	########	20	0	Coal	Cell burner boiler	Dry Sorbent Injection	Low NOx Cell Burner|Selective Catalytic Reduction	Baghouse	Halogenated PAC Sorbent Injection	ARP, CSNOX, CSOSG2E, CSSO2G1, MATS
MI	J H Campbell	1710	2	########	21	0	Coal	Cell burner boiler	Dry Sorbent Injection	Low NOx Cell Burner|Selective Catalytic Reduction	Baghouse	Halogenated PAC Sorbent Injection	ARP, CSNOX, CSOSG2E, CSSO2G1, MATS
MI	J H Campbell	1710	2	########	22	0	Coal	Cell burner boiler	Dry Sorbent Injection	Low NOx Cell Burner|Selective Catalytic Reduction	Baghouse	Halogenated PAC Sorbent Injection	ARP, CSNOX, CSOSG2E, CSSO2G1, MATS
MI	J H Campbell	1710	2	########	23	0	Coal	Cell burner boiler	Dry Sorbent Injection	Low NOx Cell Burner|Selective Catalytic Reduction	Baghouse	Halogenated PAC Sorbent Injection	ARP, CSNOX, CSOSG2E, CSSO2G1, MATS
MI	J H Campbell	1710	2	########	0	0	Coal	Cell burner boiler	Dry Sorbent Injection	Low NOx Cell Burner|Selective Catalytic Reduction	Baghouse	Halogenated PAC Sorbent Injection	ARP, CSNOX, CSOSG2E, CSSO2G1, MATS
MI	J H Campbell	1710	2	########	1	0	Coal	Cell burner boiler	Dry Sorbent Injection	Low NOx Cell Burner|Selective Catalytic Reduction	Baghouse	Halogenated PAC Sorbent Injection	ARP, CSNOX, CSOSG2E, CSSO2G1, MATS
MI	J H Campbell	1710	2	########	2	0	Coal	Cell burner boiler	Dry Sorbent Injection	Low NOx Cell Burner|Selective Catalytic Reduction	Baghouse	Halogenated PAC Sorbent Injection	ARP, CSNOX, CSOSG2E, CSSO2G1, MATS
MI	J H Campbell	1710	2	########	3	0	Coal	Cell burner boiler	Dry Sorbent Injection	Low NOx Cell Burner|Selective Catalytic Reduction	Baghouse	Halogenated PAC Sorbent Injection	ARP, CSNOX, CSOSG2E, CSSO2G1, MATS
MI	J H Campbell	1710	2	########	4	0	Coal	Cell burner boiler	Dry Sorbent Injection	Low NOx Cell Burner|Selective Catalytic Reduction	Baghouse	Halogenated PAC Sorbent Injection	ARP, CSNOX, CSOSG2E, CSSO2G1, MATS
MI	J H Campbell	1710	2	########	5	0	Coal	Cell burner boiler	Dry Sorbent Injection	Low NOx Cell Burner|Selective Catalytic Reduction	Baghouse	Halogenated PAC Sorbent Injection	ARP, CSNOX, CSOSG2E, CSSO2G1, MATS
MI	J H Campbell	1710	2	########	6	0	Coal	Cell burner boiler	Dry Sorbent Injection	Low NOx Cell Burner|Selective Catalytic Reduction	Baghouse	Halogenated PAC Sorbent Injection	ARP, CSNOX, CSOSG2E, CSSO2G1, MATS
MI	J H Campbell	1710	2	########	7	0	Coal	Cell burner boiler	Dry Sorbent Injection	Low NOx Cell Burner|Selective Catalytic Reduction	Baghouse	Halogenated PAC Sorbent Injection	ARP, CSNOX, CSOSG2E, CSSO2G1, MATS
MI	J H Campbell	1710	2	########	8	0	Coal	Cell burner boiler	Dry Sorbent Injection	Low NOx Cell Burner|Selective Catalytic Reduction	Baghouse	Halogenated PAC Sorbent Injection	ARP, CSNOX, CSOSG2E, CSSO2G1, MATS
MI	J H Campbell	1710	2	########	9	0	Coal	Cell burner boiler	Dry Sorbent Injection	Low NOx Cell Burner|Selective Catalytic Reduction	Baghouse	Halogenated PAC Sorbent Injection	ARP, CSNOX, CSOSG2E, CSSO2G1, MATS
MI	J H Campbell	1710	2	########	10	0	Coal	Cell burner boiler	Dry Sorbent Injection	Low NOx Cell Burner|Selective Catalytic Reduction	Baghouse	Halogenated PAC Sorbent Injection	ARP, CSNOX, CSOSG2E, CSSO2G1, MATS
MI	J H Campbell	1710	2	########	11	0	Coal	Cell burner boiler	Dry Sorbent Injection	Low NOx Cell Burner|Selective Catalytic Reduction	Baghouse	Halogenated PAC Sorbent Injection	ARP, CSNOX, CSOSG2E, CSSO2G1, MATS
MI	J H Campbell	1710	2	########	12	0	Coal	Cell burner boiler	Dry Sorbent Injection	Low NOx Cell Burner|Selective Catalytic Reduction	Baghouse	Halogenated PAC Sorbent Injection	ARP, CSNOX, CSOSG2E, CSSO2G1, MATS
MI	J H Campbell	1710	2	########	13	0	Coal	Cell burner boiler	Dry Sorbent Injection	Low NOx Cell Burner|Selective Catalytic Reduction	Baghouse	Halogenated PAC Sorbent Injection	ARP, CSNOX, CSOSG2E, CSSO2G1, MATS

MI	J H Campbell	1710	2	########	14	0	Coal	Cell burner boiler	Dry Sorbent Injection	Low NOx Cell Burner|Selective Catalytic Reduction	Baghouse	Halogenated PAC Sorbent Injection	ARP, CSNOX, CSOSG2E, CSSO2G1, MATS
MI	J H Campbell	1710	2	########	15	0	Coal	Cell burner boiler	Dry Sorbent Injection	Low NOx Cell Burner|Selective Catalytic Reduction	Baghouse	Halogenated PAC Sorbent Injection	ARP, CSNOX, CSOSG2E, CSSO2G1, MATS
MI	J H Campbell	1710	2	########	16	0	Coal	Cell burner boiler	Dry Sorbent Injection	Low NOx Cell Burner|Selective Catalytic Reduction	Baghouse	Halogenated PAC Sorbent Injection	ARP, CSNOX, CSOSG2E, CSSO2G1, MATS
MI	J H Campbell	1710	2	########	17	0	Coal	Cell burner boiler	Dry Sorbent Injection	Low NOx Cell Burner|Selective Catalytic Reduction	Baghouse	Halogenated PAC Sorbent Injection	ARP, CSNOX, CSOSG2E, CSSO2G1, MATS
MI	J H Campbell	1710	2	########	18	0	Coal	Cell burner boiler	Dry Sorbent Injection	Low NOx Cell Burner|Selective Catalytic Reduction	Baghouse	Halogenated PAC Sorbent Injection	ARP, CSNOX, CSOSG2E, CSSO2G1, MATS
MI	J H Campbell	1710	2	########	19	0	Coal	Cell burner boiler	Dry Sorbent Injection	Low NOx Cell Burner|Selective Catalytic Reduction	Baghouse	Halogenated PAC Sorbent Injection	ARP, CSNOX, CSOSG2E, CSSO2G1, MATS
MI	J H Campbell	1710	2	########	20	0	Coal	Cell burner boiler	Dry Sorbent Injection	Low NOx Cell Burner|Selective Catalytic Reduction	Baghouse	Halogenated PAC Sorbent Injection	ARP, CSNOX, CSOSG2E, CSSO2G1, MATS
MI	J H Campbell	1710	2	########	21	0	Coal	Cell burner boiler	Dry Sorbent Injection	Low NOx Cell Burner|Selective Catalytic Reduction	Baghouse	Halogenated PAC Sorbent Injection	ARP, CSNOX, CSOSG2E, CSSO2G1, MATS
MI	J H Campbell	1710	2	########	22	0	Coal	Cell burner boiler	Dry Sorbent Injection	Low NOx Cell Burner|Selective Catalytic Reduction	Baghouse	Halogenated PAC Sorbent Injection	ARP, CSNOX, CSOSG2E, CSSO2G1, MATS
MI	J H Campbell	1710	2	########	23	0	Coal	Cell burner boiler	Dry Sorbent Injection	Low NOx Cell Burner|Selective Catalytic Reduction	Baghouse	Halogenated PAC Sorbent Injection	ARP, CSNOX, CSOSG2E, CSSO2G1, MATS
MI	J H Campbell	1710	2	########	0	0	Coal	Cell burner boiler	Dry Sorbent Injection	Low NOx Cell Burner|Selective Catalytic Reduction	Baghouse	Halogenated PAC Sorbent Injection	ARP, CSNOX, CSOSG2E, CSSO2G1, MATS
MI	J H Campbell	1710	2	########	1	0	Coal	Cell burner boiler	Dry Sorbent Injection	Low NOx Cell Burner|Selective Catalytic Reduction	Baghouse	Halogenated PAC Sorbent Injection	ARP, CSNOX, CSOSG2E, CSSO2G1, MATS
MI	J H Campbell	1710	2	########	2	0	Coal	Cell burner boiler	Dry Sorbent Injection	Low NOx Cell Burner|Selective Catalytic Reduction	Baghouse	Halogenated PAC Sorbent Injection	ARP, CSNOX, CSOSG2E, CSSO2G1, MATS
MI	J H Campbell	1710	2	########	3	0	Coal	Cell burner boiler	Dry Sorbent Injection	Low NOx Cell Burner|Selective Catalytic Reduction	Baghouse	Halogenated PAC Sorbent Injection	ARP, CSNOX, CSOSG2E, CSSO2G1, MATS
MI	J H Campbell	1710	2	########	4	0	Coal	Cell burner boiler	Dry Sorbent Injection	Low NOx Cell Burner|Selective Catalytic Reduction	Baghouse	Halogenated PAC Sorbent Injection	ARP, CSNOX, CSOSG2E, CSSO2G1, MATS
MI	J H Campbell	1710	2	########	5	0	Coal	Cell burner boiler	Dry Sorbent Injection	Low NOx Cell Burner|Selective Catalytic Reduction	Baghouse	Halogenated PAC Sorbent Injection	ARP, CSNOX, CSOSG2E, CSSO2G1, MATS
MI	J H Campbell	1710	2	########	6	0	Coal	Cell burner boiler	Dry Sorbent Injection	Low NOx Cell Burner|Selective Catalytic Reduction	Baghouse	Halogenated PAC Sorbent Injection	ARP, CSNOX, CSOSG2E, CSSO2G1, MATS
MI	J H Campbell	1710	2	########	7	0	Coal	Cell burner boiler	Dry Sorbent Injection	Low NOx Cell Burner|Selective Catalytic Reduction	Baghouse	Halogenated PAC Sorbent Injection	ARP, CSNOX, CSOSG2E, CSSO2G1, MATS
MI	J H Campbell	1710	2	########	8	0	Coal	Cell burner boiler	Dry Sorbent Injection	Low NOx Cell Burner|Selective Catalytic Reduction	Baghouse	Halogenated PAC Sorbent Injection	ARP, CSNOX, CSOSG2E, CSSO2G1, MATS
MI	J H Campbell	1710	2	########	9	0	Coal	Cell burner boiler	Dry Sorbent Injection	Low NOx Cell Burner|Selective Catalytic Reduction	Baghouse	Halogenated PAC Sorbent Injection	ARP, CSNOX, CSOSG2E, CSSO2G1, MATS
MI	J H Campbell	1710	2	########	10	0	Coal	Cell burner boiler	Dry Sorbent Injection	Low NOx Cell Burner|Selective Catalytic Reduction	Baghouse	Halogenated PAC Sorbent Injection	ARP, CSNOX, CSOSG2E, CSSO2G1, MATS
MI	J H Campbell	1710	2	########	11	0	Coal	Cell burner boiler	Dry Sorbent Injection	Low NOx Cell Burner|Selective Catalytic Reduction	Baghouse	Halogenated PAC Sorbent Injection	ARP, CSNOX, CSOSG2E, CSSO2G1, MATS
MI	J H Campbell	1710	2	########	12	0	Coal	Cell burner boiler	Dry Sorbent Injection	Low NOx Cell Burner|Selective Catalytic Reduction	Baghouse	Halogenated PAC Sorbent Injection	ARP, CSNOX, CSOSG2E, CSSO2G1, MATS
MI	J H Campbell	1710	2	########	13	0	Coal	Cell burner boiler	Dry Sorbent Injection	Low NOx Cell Burner|Selective Catalytic Reduction	Baghouse	Halogenated PAC Sorbent Injection	ARP, CSNOX, CSOSG2E, CSSO2G1, MATS
MI	J H Campbell	1710	2	########	14	0	Coal	Cell burner boiler	Dry Sorbent Injection	Low NOx Cell Burner|Selective Catalytic Reduction	Baghouse	Halogenated PAC Sorbent Injection	ARP, CSNOX, CSOSG2E, CSSO2G1, MATS
MI	J H Campbell	1710	2	########	15	0	Coal	Cell burner boiler	Dry Sorbent Injection	Low NOx Cell Burner|Selective Catalytic Reduction	Baghouse	Halogenated PAC Sorbent Injection	ARP, CSNOX, CSOSG2E, CSSO2G1, MATS
MI	J H Campbell	1710	2	########	16	0	Coal	Cell burner boiler	Dry Sorbent Injection	Low NOx Cell Burner|Selective Catalytic Reduction	Baghouse	Halogenated PAC Sorbent Injection	ARP, CSNOX, CSOSG2E, CSSO2G1, MATS
MI	J H Campbell	1710	2	########	17	0	Coal	Cell burner boiler	Dry Sorbent Injection	Low NOx Cell Burner|Selective Catalytic Reduction	Baghouse	Halogenated PAC Sorbent Injection	ARP, CSNOX, CSOSG2E, CSSO2G1, MATS
MI	J H Campbell	1710	2	########	18	0	Coal	Cell burner boiler	Dry Sorbent Injection	Low NOx Cell Burner|Selective Catalytic Reduction	Baghouse	Halogenated PAC Sorbent Injection	ARP, CSNOX, CSOSG2E, CSSO2G1, MATS
MI	J H Campbell	1710	2	########	19	0	Coal	Cell burner boiler	Dry Sorbent Injection	Low NOx Cell Burner|Selective Catalytic Reduction	Baghouse	Halogenated PAC Sorbent Injection	ARP, CSNOX, CSOSG2E, CSSO2G1, MATS
MI	J H Campbell	1710	2	########	20	0	Coal	Cell burner boiler	Dry Sorbent Injection	Low NOx Cell Burner|Selective Catalytic Reduction	Baghouse	Halogenated PAC Sorbent Injection	ARP, CSNOX, CSOSG2E, CSSO2G1, MATS
MI	J H Campbell	1710	2	########	21	0	Coal	Cell burner boiler	Dry Sorbent Injection	Low NOx Cell Burner|Selective Catalytic Reduction	Baghouse	Halogenated PAC Sorbent Injection	ARP, CSNOX, CSOSG2E, CSSO2G1, MATS
MI	J H Campbell	1710	2	########	22	0	Coal	Cell burner boiler	Dry Sorbent Injection	Low NOx Cell Burner|Selective Catalytic Reduction	Baghouse	Halogenated PAC Sorbent Injection	ARP, CSNOX, CSOSG2E, CSSO2G1, MATS
MI	J H Campbell	1710	2	########	23	0	Coal	Cell burner boiler	Dry Sorbent Injection	Low NOx Cell Burner|Selective Catalytic Reduction	Baghouse	Halogenated PAC Sorbent Injection	ARP, CSNOX, CSOSG2E, CSSO2G1, MATS
MI	J H Campbell	1710	2	########	0	0	Coal	Cell burner boiler	Dry Sorbent Injection	Low NOx Cell Burner|Selective Catalytic Reduction	Baghouse	Halogenated PAC Sorbent Injection	ARP, CSNOX, CSOSG2E, CSSO2G1, MATS
MI	J H Campbell	1710	2	########	1	0	Coal	Cell burner boiler	Dry Sorbent Injection	Low NOx Cell Burner|Selective Catalytic Reduction	Baghouse	Halogenated PAC Sorbent Injection	ARP, CSNOX, CSOSG2E, CSSO2G1, MATS
MI	J H Campbell	1710	2	########	2	0	Coal	Cell burner boiler	Dry Sorbent Injection	Low NOx Cell Burner|Selective Catalytic Reduction	Baghouse	Halogenated PAC Sorbent Injection	ARP, CSNOX, CSOSG2E, CSSO2G1, MATS
MI	J H Campbell	1710	2	########	3	0	Coal	Cell burner boiler	Dry Sorbent Injection	Low NOx Cell Burner|Selective Catalytic Reduction	Baghouse	Halogenated PAC Sorbent Injection	ARP, CSNOX, CSOSG2E, CSSO2G1, MATS
MI	J H Campbell	1710	2	########	4	0	Coal	Cell burner boiler	Dry Sorbent Injection	Low NOx Cell Burner|Selective Catalytic Reduction	Baghouse	Halogenated PAC Sorbent Injection	ARP, CSNOX, CSOSG2E, CSSO2G1, MATS
MI	J H Campbell	1710	2	########	5	0	Coal	Cell burner boiler	Dry Sorbent Injection	Low NOx Cell Burner|Selective Catalytic Reduction	Baghouse	Halogenated PAC Sorbent Injection	ARP, CSNOX, CSOSG2E, CSSO2G1, MATS
MI	J H Campbell	1710	2	########	6	0	Coal	Cell burner boiler	Dry Sorbent Injection	Low NOx Cell Burner|Selective Catalytic Reduction	Baghouse	Halogenated PAC Sorbent Injection	ARP, CSNOX, CSOSG2E, CSSO2G1, MATS
MI	J H Campbell	1710	2	########	7	0	Coal	Cell burner boiler	Dry Sorbent Injection	Low NOx Cell Burner|Selective Catalytic Reduction	Baghouse	Halogenated PAC Sorbent Injection	ARP, CSNOX, CSOSG2E, CSSO2G1, MATS
MI	J H Campbell	1710	2	########	8	0	Coal	Cell burner boiler	Dry Sorbent Injection	Low NOx Cell Burner|Selective Catalytic Reduction	Baghouse	Halogenated PAC Sorbent Injection	ARP, CSNOX, CSOSG2E, CSSO2G1, MATS
MI	J H Campbell	1710	2	########	9	0	Coal	Cell burner boiler	Dry Sorbent Injection	Low NOx Cell Burner|Selective Catalytic Reduction	Baghouse	Halogenated PAC Sorbent Injection	ARP, CSNOX, CSOSG2E, CSSO2G1, MATS
MI	J H Campbell	1710	2	########	10	0	Coal	Cell burner boiler	Dry Sorbent Injection	Low NOx Cell Burner|Selective Catalytic Reduction	Baghouse	Halogenated PAC Sorbent Injection	ARP, CSNOX, CSOSG2E, CSSO2G1, MATS
MI	J H Campbell	1710	2	########	11	0	Coal	Cell burner boiler	Dry Sorbent Injection	Low NOx Cell Burner|Selective Catalytic Reduction	Baghouse	Halogenated PAC Sorbent Injection	ARP, CSNOX, CSOSG2E, CSSO2G1, MATS
MI	J H Campbell	1710	2	########	12	0	Coal	Cell burner boiler	Dry Sorbent Injection	Low NOx Cell Burner|Selective Catalytic Reduction	Baghouse	Halogenated PAC Sorbent Injection	ARP, CSNOX, CSOSG2E, CSSO2G1, MATS
MI	J H Campbell	1710	2	########	13	0	Coal	Cell burner boiler	Dry Sorbent Injection	Low NOx Cell Burner|Selective Catalytic Reduction	Baghouse	Halogenated PAC Sorbent Injection	ARP, CSNOX, CSOSG2E, CSSO2G1, MATS
MI	J H Campbell	1710	2	########	14	0	Coal	Cell burner boiler	Dry Sorbent Injection	Low NOx Cell Burner|Selective Catalytic Reduction	Baghouse	Halogenated PAC Sorbent Injection	ARP, CSNOX, CSOSG2E, CSSO2G1, MATS
MI	J H Campbell	1710	2	########	15	0	Coal	Cell burner boiler	Dry Sorbent Injection	Low NOx Cell Burner|Selective Catalytic Reduction	Baghouse	Halogenated PAC Sorbent Injection	ARP, CSNOX, CSOSG2E, CSSO2G1, MATS
MI	J H Campbell	1710	2	########	16	0	Coal	Cell burner boiler	Dry Sorbent Injection	Low NOx Cell Burner|Selective Catalytic Reduction	Baghouse	Halogenated PAC Sorbent Injection	ARP, CSNOX, CSOSG2E, CSSO2G1, MATS
MI	J H Campbell	1710	2	########	17	0	Coal	Cell burner boiler	Dry Sorbent Injection	Low NOx Cell Burner|Selective Catalytic Reduction	Baghouse	Halogenated PAC Sorbent Injection	ARP, CSNOX, CSOSG2E, CSSO2G1, MATS
MI	J H Campbell	1710	2	########	18	0	Coal	Cell burner boiler	Dry Sorbent Injection	Low NOx Cell Burner|Selective Catalytic Reduction	Baghouse	Halogenated PAC Sorbent Injection	ARP, CSNOX, CSOSG2E, CSSO2G1, MATS
MI	J H Campbell	1710	2	########	19	0	Coal	Cell burner boiler	Dry Sorbent Injection	Low NOx Cell Burner|Selective Catalytic Reduction	Baghouse	Halogenated PAC Sorbent Injection	ARP, CSNOX, CSOSG2E, CSSO2G1, MATS
MI	J H Campbell	1710	2	########	20	0	Coal	Cell burner boiler	Dry Sorbent Injection	Low NOx Cell Burner|Selective Catalytic Reduction	Baghouse	Halogenated PAC Sorbent Injection	ARP, CSNOX, CSOSG2E, CSSO2G1, MATS
MI	J H Campbell	1710	2	########	21	0	Coal	Cell burner boiler	Dry Sorbent Injection	Low NOx Cell Burner|Selective Catalytic Reduction	Baghouse	Halogenated PAC Sorbent Injection	ARP, CSNOX, CSOSG2E, CSSO2G1, MATS
MI	J H Campbell	1710	2	########	22	0	Coal	Cell burner boiler	Dry Sorbent Injection	Low NOx Cell Burner|Selective Catalytic Reduction	Baghouse	Halogenated PAC Sorbent Injection	ARP, CSNOX, CSOSG2E, CSSO2G1, MATS
MI	J H Campbell	1710	2	########	23	0	Coal	Cell burner boiler	Dry Sorbent Injection	Low NOx Cell Burner|Selective Catalytic Reduction	Baghouse	Halogenated PAC Sorbent Injection	ARP, CSNOX, CSOSG2E, CSSO2G1, MATS
MI	J H Campbell	1710	2	########	0	0	Coal	Cell burner boiler	Dry Sorbent Injection	Low NOx Cell Burner|Selective Catalytic Reduction	Baghouse	Halogenated PAC Sorbent Injection	ARP, CSNOX, CSOSG2E, CSSO2G1, MATS
MI	J H Campbell	1710	2	########	1	0	Coal	Cell burner boiler	Dry Sorbent Injection	Low NOx Cell Burner|Selective Catalytic Reduction	Baghouse	Halogenated PAC Sorbent Injection	ARP, CSNOX, CSOSG2E, CSSO2G1, MATS
MI	J H Campbell	1710	2	########	2	0	Coal	Cell burner boiler	Dry Sorbent Injection	Low NOx Cell Burner|Selective Catalytic Reduction	Baghouse	Halogenated PAC Sorbent Injection	ARP, CSNOX, CSOSG2E, CSSO2G1, MATS
MI	J H Campbell	1710	2	########	3	0	Coal	Cell burner boiler	Dry Sorbent Injection	Low NOx Cell Burner|Selective Catalytic Reduction	Baghouse	Halogenated PAC Sorbent Injection	ARP, CSNOX, CSOSG2E, CSSO2G1, MATS
MI	J H Campbell	1710	2	########	4	0	Coal	Cell burner boiler	Dry Sorbent Injection	Low NOx Cell Burner|Selective Catalytic Reduction	Baghouse	Halogenated PAC Sorbent Injection	ARP, CSNOX, CSOSG2E, CSSO2G1, MATS
MI	J H Campbell	1710	2	########	5	0	Coal	Cell burner boiler	Dry Sorbent Injection	Low NOx Cell Burner|Selective Catalytic Reduction	Baghouse	Halogenated PAC Sorbent Injection	ARP, CSNOX, CSOSG2E, CSSO2G1, MATS
MI	J H Campbell	1710	2	########	6	0	Coal	Cell burner boiler	Dry Sorbent Injection	Low NOx Cell Burner|Selective Catalytic Reduction	Baghouse	Halogenated PAC Sorbent Injection	ARP, CSNOX, CSOSG2E, CSSO2G1, MATS
MI	J H Campbell	1710	2	########	7	0	Coal	Cell burner boiler	Dry Sorbent Injection	Low NOx Cell Burner|Selective Catalytic Reduction	Baghouse	Halogenated PAC Sorbent Injection	ARP, CSNOX, CSOSG2E, CSSO2G1, MATS
MI	J H Campbell	1710	2	########	8	0	Coal	Cell burner boiler	Dry Sorbent Injection	Low NOx Cell Burner|Selective Catalytic Reduction	Baghouse	Halogenated PAC Sorbent Injection	ARP, CSNOX, CSOSG2E, CSSO2G1, MATS
MI	J H Campbell	1710	2	########	9	0	Coal	Cell burner boiler	Dry Sorbent Injection	Low NOx Cell Burner|Selective Catalytic Reduction	Baghouse	Halogenated PAC Sorbent Injection	ARP, CSNOX, CSOSG2E, CSSO2G1, MATS
MI	J H Campbell	1710	2	########	10	0	Coal	Cell burner boiler	Dry Sorbent Injection	Low NOx Cell Burner|Selective Catalytic Reduction	Baghouse	Halogenated PAC Sorbent Injection	ARP, CSNOX, CSOSG2E, CSSO2G1, MATS
MI	J H Campbell	1710	2	########	11	0	Coal	Cell burner boiler	Dry Sorbent Injection	Low NOx Cell Burner|Selective Catalytic Reduction	Baghouse	Halogenated PAC Sorbent Injection	ARP, CSNOX, CSOSG2E, CSSO2G1, MATS
MI	J H Campbell	1710	2	########	12	0	Coal	Cell burner boiler	Dry Sorbent Injection	Low NOx Cell Burner|Selective Catalytic Reduction	Baghouse	Halogenated PAC Sorbent Injection	ARP, CSNOX, CSOSG2E, CSSO2G1, MATS

MI	J H Campbell	1710	2	########	13	0	Coal	Cell burner boiler	Dry Sorbent Injection	Low NOx Cell Burner|Selective Catalytic Reduction	Baghouse	Halogenated PAC Sorbent Injection	ARP, CSNOX, CSOSG2E, CSSO2G1, MATS
MI	J H Campbell	1710	2	########	14	0	Coal	Cell burner boiler	Dry Sorbent Injection	Low NOx Cell Burner|Selective Catalytic Reduction	Baghouse	Halogenated PAC Sorbent Injection	ARP, CSNOX, CSOSG2E, CSSO2G1, MATS
MI	J H Campbell	1710	2	########	15	0	Coal	Cell burner boiler	Dry Sorbent Injection	Low NOx Cell Burner|Selective Catalytic Reduction	Baghouse	Halogenated PAC Sorbent Injection	ARP, CSNOX, CSOSG2E, CSSO2G1, MATS
MI	J H Campbell	1710	2	########	16	0	Coal	Cell burner boiler	Dry Sorbent Injection	Low NOx Cell Burner|Selective Catalytic Reduction	Baghouse	Halogenated PAC Sorbent Injection	ARP, CSNOX, CSOSG2E, CSSO2G1, MATS
MI	J H Campbell	1710	2	########	17	0	Coal	Cell burner boiler	Dry Sorbent Injection	Low NOx Cell Burner|Selective Catalytic Reduction	Baghouse	Halogenated PAC Sorbent Injection	ARP, CSNOX, CSOSG2E, CSSO2G1, MATS
MI	J H Campbell	1710	2	########	18	0	Coal	Cell burner boiler	Dry Sorbent Injection	Low NOx Cell Burner|Selective Catalytic Reduction	Baghouse	Halogenated PAC Sorbent Injection	ARP, CSNOX, CSOSG2E, CSSO2G1, MATS
MI	J H Campbell	1710	2	########	19	0	Coal	Cell burner boiler	Dry Sorbent Injection	Low NOx Cell Burner|Selective Catalytic Reduction	Baghouse	Halogenated PAC Sorbent Injection	ARP, CSNOX, CSOSG2E, CSSO2G1, MATS
MI	J H Campbell	1710	2	########	20	0	Coal	Cell burner boiler	Dry Sorbent Injection	Low NOx Cell Burner|Selective Catalytic Reduction	Baghouse	Halogenated PAC Sorbent Injection	ARP, CSNOX, CSOSG2E, CSSO2G1, MATS
MI	J H Campbell	1710	2	########	21	0	Coal	Cell burner boiler	Dry Sorbent Injection	Low NOx Cell Burner|Selective Catalytic Reduction	Baghouse	Halogenated PAC Sorbent Injection	ARP, CSNOX, CSOSG2E, CSSO2G1, MATS
MI	J H Campbell	1710	2	########	22	0	Coal	Cell burner boiler	Dry Sorbent Injection	Low NOx Cell Burner|Selective Catalytic Reduction	Baghouse	Halogenated PAC Sorbent Injection	ARP, CSNOX, CSOSG2E, CSSO2G1, MATS
MI	J H Campbell	1710	2	########	23	0	Coal	Cell burner boiler	Dry Sorbent Injection	Low NOx Cell Burner|Selective Catalytic Reduction	Baghouse	Halogenated PAC Sorbent Injection	ARP, CSNOX, CSOSG2E, CSSO2G1, MATS
MI	J H Campbell	1710	2	########	0	0	Coal	Cell burner boiler	Dry Sorbent Injection	Low NOx Cell Burner|Selective Catalytic Reduction	Baghouse	Halogenated PAC Sorbent Injection	ARP, CSNOX, CSOSG2E, CSSO2G1, MATS
MI	J H Campbell	1710	2	########	1	0	Coal	Cell burner boiler	Dry Sorbent Injection	Low NOx Cell Burner|Selective Catalytic Reduction	Baghouse	Halogenated PAC Sorbent Injection	ARP, CSNOX, CSOSG2E, CSSO2G1, MATS
MI	J H Campbell	1710	2	########	2	0	Coal	Cell burner boiler	Dry Sorbent Injection	Low NOx Cell Burner|Selective Catalytic Reduction	Baghouse	Halogenated PAC Sorbent Injection	ARP, CSNOX, CSOSG2E, CSSO2G1, MATS
MI	J H Campbell	1710	2	########	3	0	Coal	Cell burner boiler	Dry Sorbent Injection	Low NOx Cell Burner|Selective Catalytic Reduction	Baghouse	Halogenated PAC Sorbent Injection	ARP, CSNOX, CSOSG2E, CSSO2G1, MATS
MI	J H Campbell	1710	2	########	4	0	Coal	Cell burner boiler	Dry Sorbent Injection	Low NOx Cell Burner|Selective Catalytic Reduction	Baghouse	Halogenated PAC Sorbent Injection	ARP, CSNOX, CSOSG2E, CSSO2G1, MATS
MI	J H Campbell	1710	2	########	5	0	Coal	Cell burner boiler	Dry Sorbent Injection	Low NOx Cell Burner|Selective Catalytic Reduction	Baghouse	Halogenated PAC Sorbent Injection	ARP, CSNOX, CSOSG2E, CSSO2G1, MATS
MI	J H Campbell	1710	2	########	6	0	Coal	Cell burner boiler	Dry Sorbent Injection	Low NOx Cell Burner|Selective Catalytic Reduction	Baghouse	Halogenated PAC Sorbent Injection	ARP, CSNOX, CSOSG2E, CSSO2G1, MATS
MI	J H Campbell	1710	2	########	7	0	Coal	Cell burner boiler	Dry Sorbent Injection	Low NOx Cell Burner|Selective Catalytic Reduction	Baghouse	Halogenated PAC Sorbent Injection	ARP, CSNOX, CSOSG2E, CSSO2G1, MATS
MI	J H Campbell	1710	2	########	8	0	Coal	Cell burner boiler	Dry Sorbent Injection	Low NOx Cell Burner|Selective Catalytic Reduction	Baghouse	Halogenated PAC Sorbent Injection	ARP, CSNOX, CSOSG2E, CSSO2G1, MATS
MI	J H Campbell	1710	2	########	9	0	Coal	Cell burner boiler	Dry Sorbent Injection	Low NOx Cell Burner|Selective Catalytic Reduction	Baghouse	Halogenated PAC Sorbent Injection	ARP, CSNOX, CSOSG2E, CSSO2G1, MATS
MI	J H Campbell	1710	2	########	10	0	Coal	Cell burner boiler	Dry Sorbent Injection	Low NOx Cell Burner|Selective Catalytic Reduction	Baghouse	Halogenated PAC Sorbent Injection	ARP, CSNOX, CSOSG2E, CSSO2G1, MATS
MI	J H Campbell	1710	2	########	11	0	Coal	Cell burner boiler	Dry Sorbent Injection	Low NOx Cell Burner|Selective Catalytic Reduction	Baghouse	Halogenated PAC Sorbent Injection	ARP, CSNOX, CSOSG2E, CSSO2G1, MATS
MI	J H Campbell	1710	2	########	12	0	Coal	Cell burner boiler	Dry Sorbent Injection	Low NOx Cell Burner|Selective Catalytic Reduction	Baghouse	Halogenated PAC Sorbent Injection	ARP, CSNOX, CSOSG2E, CSSO2G1, MATS
MI	J H Campbell	1710	2	########	13	0	Coal	Cell burner boiler	Dry Sorbent Injection	Low NOx Cell Burner|Selective Catalytic Reduction	Baghouse	Halogenated PAC Sorbent Injection	ARP, CSNOX, CSOSG2E, CSSO2G1, MATS
MI	J H Campbell	1710	2	########	14	0	Coal	Cell burner boiler	Dry Sorbent Injection	Low NOx Cell Burner|Selective Catalytic Reduction	Baghouse	Halogenated PAC Sorbent Injection	ARP, CSNOX, CSOSG2E, CSSO2G1, MATS
MI	J H Campbell	1710	2	########	15	0	Coal	Cell burner boiler	Dry Sorbent Injection	Low NOx Cell Burner|Selective Catalytic Reduction	Baghouse	Halogenated PAC Sorbent Injection	ARP, CSNOX, CSOSG2E, CSSO2G1, MATS
MI	J H Campbell	1710	2	########	16	0	Coal	Cell burner boiler	Dry Sorbent Injection	Low NOx Cell Burner|Selective Catalytic Reduction	Baghouse	Halogenated PAC Sorbent Injection	ARP, CSNOX, CSOSG2E, CSSO2G1, MATS
MI	J H Campbell	1710	2	########	17	0	Coal	Cell burner boiler	Dry Sorbent Injection	Low NOx Cell Burner|Selective Catalytic Reduction	Baghouse	Halogenated PAC Sorbent Injection	ARP, CSNOX, CSOSG2E, CSSO2G1, MATS
MI	J H Campbell	1710	2	########	18	0	Coal	Cell burner boiler	Dry Sorbent Injection	Low NOx Cell Burner|Selective Catalytic Reduction	Baghouse	Halogenated PAC Sorbent Injection	ARP, CSNOX, CSOSG2E, CSSO2G1, MATS
MI	J H Campbell	1710	2	########	19	0	Coal	Cell burner boiler	Dry Sorbent Injection	Low NOx Cell Burner|Selective Catalytic Reduction	Baghouse	Halogenated PAC Sorbent Injection	ARP, CSNOX, CSOSG2E, CSSO2G1, MATS
MI	J H Campbell	1710	2	########	20	0	Coal	Cell burner boiler	Dry Sorbent Injection	Low NOx Cell Burner|Selective Catalytic Reduction	Baghouse	Halogenated PAC Sorbent Injection	ARP, CSNOX, CSOSG2E, CSSO2G1, MATS
MI	J H Campbell	1710	2	########	21	0	Coal	Cell burner boiler	Dry Sorbent Injection	Low NOx Cell Burner|Selective Catalytic Reduction	Baghouse	Halogenated PAC Sorbent Injection	ARP, CSNOX, CSOSG2E, CSSO2G1, MATS
MI	J H Campbell	1710	2	########	22	0	Coal	Cell burner boiler	Dry Sorbent Injection	Low NOx Cell Burner|Selective Catalytic Reduction	Baghouse	Halogenated PAC Sorbent Injection	ARP, CSNOX, CSOSG2E, CSSO2G1, MATS
MI	J H Campbell	1710	2	########	23	0	Coal	Cell burner boiler	Dry Sorbent Injection	Low NOx Cell Burner|Selective Catalytic Reduction	Baghouse	Halogenated PAC Sorbent Injection	ARP, CSNOX, CSOSG2E, CSSO2G1, MATS
MI	J H Campbell	1710	2	8/1/2025	0	0	Coal	Cell burner boiler	Dry Sorbent Injection	Low NOx Cell Burner|Selective Catalytic Reduction	Baghouse	Halogenated PAC Sorbent Injection	ARP, CSNOX, CSOSG2E, CSSO2G1, MATS
MI	J H Campbell	1710	2	8/1/2025	1	0	Coal	Cell burner boiler	Dry Sorbent Injection	Low NOx Cell Burner|Selective Catalytic Reduction	Baghouse	Halogenated PAC Sorbent Injection	ARP, CSNOX, CSOSG2E, CSSO2G1, MATS
MI	J H Campbell	1710	2	8/1/2025	2	0	Coal	Cell burner boiler	Dry Sorbent Injection	Low NOx Cell Burner|Selective Catalytic Reduction	Baghouse	Halogenated PAC Sorbent Injection	ARP, CSNOX, CSOSG2E, CSSO2G1, MATS
MI	J H Campbell	1710	2	8/1/2025	3	0	Coal	Cell burner boiler	Dry Sorbent Injection	Low NOx Cell Burner|Selective Catalytic Reduction	Baghouse	Halogenated PAC Sorbent Injection	ARP, CSNOX, CSOSG2E, CSSO2G1, MATS
MI	J H Campbell	1710	2	8/1/2025	4	0	Coal	Cell burner boiler	Dry Sorbent Injection	Low NOx Cell Burner|Selective Catalytic Reduction	Baghouse	Halogenated PAC Sorbent Injection	ARP, CSNOX, CSOSG2E, CSSO2G1, MATS
MI	J H Campbell	1710	2	8/1/2025	5	0	Coal	Cell burner boiler	Dry Sorbent Injection	Low NOx Cell Burner|Selective Catalytic Reduction	Baghouse	Halogenated PAC Sorbent Injection	ARP, CSNOX, CSOSG2E, CSSO2G1, MATS
MI	J H Campbell	1710	2	8/1/2025	6	0	Coal	Cell burner boiler	Dry Sorbent Injection	Low NOx Cell Burner|Selective Catalytic Reduction	Baghouse	Halogenated PAC Sorbent Injection	ARP, CSNOX, CSOSG2E, CSSO2G1, MATS
MI	J H Campbell	1710	2	8/1/2025	7	0	Coal	Cell burner boiler	Dry Sorbent Injection	Low NOx Cell Burner|Selective Catalytic Reduction	Baghouse	Halogenated PAC Sorbent Injection	ARP, CSNOX, CSOSG2E, CSSO2G1, MATS
MI	J H Campbell	1710	2	8/1/2025	8	0	Coal	Cell burner boiler	Dry Sorbent Injection	Low NOx Cell Burner|Selective Catalytic Reduction	Baghouse	Halogenated PAC Sorbent Injection	ARP, CSNOX, CSOSG2E, CSSO2G1, MATS
MI	J H Campbell	1710	2	8/1/2025	9	0	Coal	Cell burner boiler	Dry Sorbent Injection	Low NOx Cell Burner|Selective Catalytic Reduction	Baghouse	Halogenated PAC Sorbent Injection	ARP, CSNOX, CSOSG2E, CSSO2G1, MATS
MI	J H Campbell	1710	2	8/1/2025	10	0	Coal	Cell burner boiler	Dry Sorbent Injection	Low NOx Cell Burner|Selective Catalytic Reduction	Baghouse	Halogenated PAC Sorbent Injection	ARP, CSNOX, CSOSG2E, CSSO2G1, MATS
MI	J H Campbell	1710	2	8/1/2025	11	0	Coal	Cell burner boiler	Dry Sorbent Injection	Low NOx Cell Burner|Selective Catalytic Reduction	Baghouse	Halogenated PAC Sorbent Injection	ARP, CSNOX, CSOSG2E, CSSO2G1, MATS
MI	J H Campbell	1710	2	8/1/2025	12	0	Coal	Cell burner boiler	Dry Sorbent Injection	Low NOx Cell Burner|Selective Catalytic Reduction	Baghouse	Halogenated PAC Sorbent Injection	ARP, CSNOX, CSOSG2E, CSSO2G1, MATS
MI	J H Campbell	1710	2	8/1/2025	13	0	Coal	Cell burner boiler	Dry Sorbent Injection	Low NOx Cell Burner|Selective Catalytic Reduction	Baghouse	Halogenated PAC Sorbent Injection	ARP, CSNOX, CSOSG2E, CSSO2G1, MATS
MI	J H Campbell	1710	2	8/1/2025	14	0	Coal	Cell burner boiler	Dry Sorbent Injection	Low NOx Cell Burner|Selective Catalytic Reduction	Baghouse	Halogenated PAC Sorbent Injection	ARP, CSNOX, CSOSG2E, CSSO2G1, MATS
MI	J H Campbell	1710	2	8/1/2025	15	0	Coal	Cell burner boiler	Dry Sorbent Injection	Low NOx Cell Burner|Selective Catalytic Reduction	Baghouse	Halogenated PAC Sorbent Injection	ARP, CSNOX, CSOSG2E, CSSO2G1, MATS
MI	J H Campbell	1710	2	8/1/2025	16	0	Coal	Cell burner boiler	Dry Sorbent Injection	Low NOx Cell Burner|Selective Catalytic Reduction	Baghouse	Halogenated PAC Sorbent Injection	ARP, CSNOX, CSOSG2E, CSSO2G1, MATS
MI	J H Campbell	1710	2	8/1/2025	17	0	Coal	Cell burner boiler	Dry Sorbent Injection	Low NOx Cell Burner|Selective Catalytic Reduction	Baghouse	Halogenated PAC Sorbent Injection	ARP, CSNOX, CSOSG2E, CSSO2G1, MATS
MI	J H Campbell	1710	2	8/1/2025	18	0	Coal	Cell burner boiler	Dry Sorbent Injection	Low NOx Cell Burner|Selective Catalytic Reduction	Baghouse	Halogenated PAC Sorbent Injection	ARP, CSNOX, CSOSG2E, CSSO2G1, MATS
MI	J H Campbell	1710	2	8/1/2025	19	0	Coal	Cell burner boiler	Dry Sorbent Injection	Low NOx Cell Burner|Selective Catalytic Reduction	Baghouse	Halogenated PAC Sorbent Injection	ARP, CSNOX, CSOSG2E, CSSO2G1, MATS
MI	J H Campbell	1710	2	8/1/2025	20	0	Coal	Cell burner boiler	Dry Sorbent Injection	Low NOx Cell Burner|Selective Catalytic Reduction	Baghouse	Halogenated PAC Sorbent Injection	ARP, CSNOX, CSOSG2E, CSSO2G1, MATS
MI	J H Campbell	1710	2	8/1/2025	21	0	Coal	Cell burner boiler	Dry Sorbent Injection	Low NOx Cell Burner|Selective Catalytic Reduction	Baghouse	Halogenated PAC Sorbent Injection	ARP, CSNOX, CSOSG2E, CSSO2G1, MATS
MI	J H Campbell	1710	2	8/1/2025	22	0	Coal	Cell burner boiler	Dry Sorbent Injection	Low NOx Cell Burner|Selective Catalytic Reduction	Baghouse	Halogenated PAC Sorbent Injection	ARP, CSNOX, CSOSG2E, CSSO2G1, MATS
MI	J H Campbell	1710	2	8/1/2025	23	0	Coal	Cell burner boiler	Dry Sorbent Injection	Low NOx Cell Burner|Selective Catalytic Reduction	Baghouse	Halogenated PAC Sorbent Injection	ARP, CSNOX, CSOSG2E, CSSO2G1, MATS
MI	J H Campbell	1710	2	8/2/2025	0	0	Coal	Cell burner boiler	Dry Sorbent Injection	Low NOx Cell Burner|Selective Catalytic Reduction	Baghouse	Halogenated PAC Sorbent Injection	ARP, CSNOX, CSOSG2E, CSSO2G1, MATS
MI	J H Campbell	1710	2	8/2/2025	1	0	Coal	Cell burner boiler	Dry Sorbent Injection	Low NOx Cell Burner|Selective Catalytic Reduction	Baghouse	Halogenated PAC Sorbent Injection	ARP, CSNOX, CSOSG2E, CSSO2G1, MATS
MI	J H Campbell	1710	2	8/2/2025	2	0	Coal	Cell burner boiler	Dry Sorbent Injection	Low NOx Cell Burner|Selective Catalytic Reduction	Baghouse	Halogenated PAC Sorbent Injection	ARP, CSNOX, CSOSG2E, CSSO2G1, MATS
MI	J H Campbell	1710	2	8/2/2025	3	0	Coal	Cell burner boiler	Dry Sorbent Injection	Low NOx Cell Burner|Selective Catalytic Reduction	Baghouse	Halogenated PAC Sorbent Injection	ARP, CSNOX, CSOSG2E, CSSO2G1, MATS
MI	J H Campbell	1710	2	8/2/2025	4	0	Coal	Cell burner boiler	Dry Sorbent Injection	Low NOx Cell Burner|Selective Catalytic Reduction	Baghouse	Halogenated PAC Sorbent Injection	ARP, CSNOX, CSOSG2E, CSSO2G1, MATS
MI	J H Campbell	1710	2	8/2/2025	5	0	Coal	Cell burner boiler	Dry Sorbent Injection	Low NOx Cell Burner|Selective Catalytic Reduction	Baghouse	Halogenated PAC Sorbent Injection	ARP, CSNOX, CSOSG2E, CSSO2G1, MATS
MI	J H Campbell	1710	2	8/2/2025	6	0	Coal	Cell burner boiler	Dry Sorbent Injection	Low NOx Cell Burner|Selective Catalytic Reduction	Baghouse	Halogenated PAC Sorbent Injection	ARP, CSNOX, CSOSG2E, CSSO2G1, MATS
MI	J H Campbell	1710	2	8/2/2025	7	0	Coal	Cell burner boiler	Dry Sorbent Injection	Low NOx Cell Burner|Selective Catalytic Reduction	Baghouse	Halogenated PAC Sorbent Injection	ARP, CSNOX, CSOSG2E, CSSO2G1, MATS
MI	J H Campbell	1710	2	8/2/2025	8	0	Coal	Cell burner boiler	Dry Sorbent Injection	Low NOx Cell Burner|Selective Catalytic Reduction	Baghouse	Halogenated PAC Sorbent Injection	ARP, CSNOX, CSOSG2E, CSSO2G1, MATS
MI	J H Campbell	1710	2	8/2/2025	9	0	Coal	Cell burner boiler	Dry Sorbent Injection	Low NOx Cell Burner|Selective Catalytic Reduction	Baghouse	Halogenated PAC Sorbent Injection	ARP, CSNOX, CSOSG2E, CSSO2G1, MATS
MI	J H Campbell	1710	2	8/2/2025	10	0	Coal	Cell burner boiler	Dry Sorbent Injection	Low NOx Cell Burner|Selective Catalytic Reduction	Baghouse	Halogenated PAC Sorbent Injection	ARP, CSNOX, CSOSG2E, CSSO2G1, MATS
MI	J H Campbell	1710	2	8/2/2025	11	0	Coal	Cell burner boiler	Dry Sorbent Injection	Low NOx Cell Burner|Selective Catalytic Reduction	Baghouse	Halogenated PAC Sorbent Injection	ARP, CSNOX, CSOSG2E, CSSO2G1, MATS
MI	J H Campbell	1710	2	8/2/2025	12	0	Coal	Cell burner boiler	Dry Sorbent Injection	Low NOx Cell Burner|Selective Catalytic Reduction	Baghouse	Halogenated PAC Sorbent Injection	ARP, CSNOX, CSOSG2E, CSSO2G1, MATS
MI	J H Campbell	1710	2	8/2/2025	13	0	Coal	Cell burner boiler	Dry Sorbent Injection	Low NOx Cell Burner|Selective Catalytic Reduction	Baghouse	Halogenated PAC Sorbent Injection	ARP, CSNOX, CSOSG2E, CSSO2G1, MATS
MI	J H Campbell	1710	2	8/2/2025	14	0	Coal	Cell burner boiler	Dry Sorbent Injection	Low NOx Cell Burner|Selective Catalytic Reduction	Baghouse	Halogenated PAC Sorbent Injection	ARP, CSNOX, CSOSG2E, CSSO2G1, MATS
MI	J H Campbell	1710	2	8/2/2025	15	0	Coal	Cell burner boiler	Dry Sorbent Injection	Low NOx Cell Burner|Selective Catalytic Reduction	Baghouse	Halogenated PAC Sorbent Injection	ARP, CSNOX, CSOSG2E, CSSO2G1, MATS
MI	J H Campbell	1710	2	8/2/2025	16	0	Coal	Cell burner boiler	Dry Sorbent Injection	Low NOx Cell Burner|Selective Catalytic Reduction	Baghouse	Halogenated PAC Sorbent Injection	ARP, CSNOX, CSOSG2E, CSSO2G1, MATS
MI	J H Campbell	1710	2	8/2/2025	17	0	Coal	Cell burner boiler	Dry Sorbent Injection	Low NOx Cell Burner|Selective Catalytic Reduction	Baghouse	Halogenated PAC Sorbent Injection	ARP, CSNOX, CSOSG2E, CSSO2G1, MATS
MI	J H Campbell	1710	2	8/2/2025	18	0	Coal	Cell burner boiler	Dry Sorbent Injection	Low NOx Cell Burner|Selective Catalytic Reduction	Baghouse	Halogenated PAC Sorbent Injection	ARP, CSNOX, CSOSG2E, CSSO2G1, MATS
MI	J H Campbell	1710	2	8/2/2025	19	0	Coal	Cell burner boiler	Dry Sorbent Injection	Low NOx Cell Burner|Selective Catalytic Reduction	Baghouse	Halogenated PAC Sorbent Injection	ARP, CSNOX, CSOSG2E, CSSO2G1, MATS
MI	J H Campbell	1710	2	8/2/2025	20	0	Coal	Cell burner boiler	Dry Sorbent Injection	Low NOx Cell Burner|Selective Catalytic Reduction	Baghouse	Halogenated PAC Sorbent Injection	ARP, CSNOX, CSOSG2E, CSSO2G1, MATS
MI	J H Campbell	1710	2	8/2/2025	21	0	Coal	Cell burner boiler	Dry Sorbent Injection	Low NOx Cell Burner|Selective Catalytic Reduction	Baghouse	Halogenated PAC Sorbent Injection	ARP, CSNOX, CSOSG2E, CSSO2G1, MATS
MI	J H Campbell	1710	2	8/2/2025	22	0	Coal	Cell burner boiler	Dry Sorbent Injection	Low NOx Cell Burner|Selective Catalytic Reduction	Baghouse	Halogenated PAC Sorbent Injection	ARP, CSNOX, CSOSG2E, CSSO2G1, MATS
MI	J H Campbell	1710	2	8/2/2025	23	0	Coal	Cell burner boiler	Dry Sorbent Injection	Low NOx Cell Burner|Selective Catalytic Reduction	Baghouse	Halogenated PAC Sorbent Injection	ARP, CSNOX, CSOSG2E, CSSO2G1, MATS
MI	J H Campbell	1710	2	8/3/2025	0	0	Coal	Cell burner boiler	Dry Sorbent Injection	Low NOx Cell Burner|Selective Catalytic Reduction	Baghouse	Halogenated PAC Sorbent Injection	ARP, CSNOX, CSOSG2E, CSSO2G1, MATS
MI	J H Campbell	1710	2	8/3/2025	1	0	Coal	Cell burner boiler	Dry Sorbent Injection	Low NOx Cell Burner|Selective Catalytic Reduction	Baghouse	Halogenated PAC Sorbent Injection	ARP, CSNOX, CSOSG2E, CSSO2G1, MATS
MI	J H Campbell	1710	2	8/3/2025	2	0	Coal	Cell burner boiler	Dry Sorbent Injection	Low NOx Cell Burner|Selective Catalytic Reduction	Baghouse	Halogenated PAC Sorbent Injection	ARP, CSNOX, CSOSG2E, CSSO2G1, MATS
MI	J H Campbell	1710	2	8/3/2025	3	0	Coal	Cell burner boiler	Dry Sorbent Injection	Low NOx Cell Burner|Selective Catalytic Reduction	Baghouse	Halogenated PAC Sorbent Injection	ARP, CSNOX, CSOSG2E, CSSO2G1, MATS
MI	J H Campbell	1710	2	8/3/2025	4	0	Coal	Cell burner boiler	Dry Sorbent Injection	Low NOx Cell Burner|Selective Catalytic Reduction	Baghouse	Halogenated PAC Sorbent Injection	ARP, CSNOX, CSOSG2E, CSSO2G1, MATS
MI	J H Campbell	1710	2	8/3/2025	5	0	Coal	Cell burner boiler	Dry Sorbent Injection	Low NOx Cell Burner|Selective Catalytic Reduction	Baghouse	Halogenated PAC Sorbent Injection	ARP, CSNOX, CSOSG2E, CSSO2G1, MATS
MI	J H Campbell	1710	2	8/3/2025	6	0	Coal	Cell burner boiler	Dry Sorbent Injection	Low NOx Cell Burner|Selective Catalytic Reduction	Baghouse	Halogenated PAC Sorbent Injection	ARP, CSNOX, CSOSG2E, CSSO2G1, MATS
MI	J H Campbell	1710	2	8/3/2025	7	0	Coal	Cell burner boiler	Dry Sorbent Injection	Low NOx Cell Burner|Selective Catalytic Reduction	Baghouse	Halogenated PAC Sorbent Injection	ARP, CSNOX, CSOSG2E, CSSO2G1, MATS
MI	J H Campbell	1710	2	8/3/2025	8	0	Coal	Cell burner boiler	Dry Sorbent Injection	Low NOx Cell Burner|Selective Catalytic Reduction	Baghouse	Halogenated PAC Sorbent Injection	ARP, CSNOX, CSOSG2E, CSSO2G1, MATS
MI	J H Campbell	1710	2	8/3/2025	9	0	Coal	Cell burner boiler	Dry Sorbent Injection	Low NOx Cell Burner|Selective Catalytic Reduction	Baghouse	Halogenated PAC Sorbent Injection	ARP, CSNOX, CSOSG2E, CSSO2G1, MATS
MI	J H Campbell	1710	2	8/3/2025	10	0	Coal	Cell burner boiler	Dry Sorbent Injection	Low NOx Cell Burner|Selective Catalytic Reduction	Baghouse	Halogenated PAC Sorbent Injection	ARP, CSNOX, CSOSG2E, CSSO2G1, MATS
MI	J H Campbell	1710	2	8/3/2025	11	0	Coal	Cell burner boiler	Dry Sorbent Injection	Low NOx Cell Burner|Selective Catalytic Reduction	Baghouse	Halogenated PAC Sorbent Injection	ARP, CSNOX, CSOSG2E, CSSO2G1, MATS

| | | |

MI	J H Campbell	1710	2	8/8/2025	11	1	215	513.2	Measured	0.243	Calculated	221.7	Measured	0.105	Calculated	116.3	Measured	0.055	Measured	2113.7	Measured	Coal	Cell burner boiler	Dry Sorbent Injection	Low NOx Cell Burner|Selective Catalytic Reduction	Baghouse	Halogenated PAC Sorbent Injection	ARP, CSNOX, CSOSG2E, CSSO2G1, MATS
MI	J H Campbell	1710	2	8/8/2025	12	1	215	504.2	Measured	0.237	Calculated	222.7	Measured	0.105	Calculated	114.7	Measured	0.054	Measured	2123.2	Measured	Coal	Cell burner boiler	Dry Sorbent Injection	Low NOx Cell Burner|Selective Catalytic Reduction	Baghouse	Halogenated PAC Sorbent Injection	ARP, CSNOX, CSOSG2E, CSSO2G1, MATS
MI	J H Campbell	1710	2	8/8/2025	13	1	215	509.9	Measured	0.239	Calculated	223.4	Measured	0.105	Calculated	117.2	Measured	0.055	Measured	2130	Measured	Coal	Cell burner boiler	Dry Sorbent Injection	Low NOx Cell Burner|Selective Catalytic Reduction	Baghouse	Halogenated PAC Sorbent Injection	ARP, CSNOX, CSOSG2E, CSSO2G1, MATS
MI	J H Campbell	1710	2	8/8/2025	14	1	215	491.9	Measured	0.232	Calculated	222.2	Measured	0.105	Calculated	116.5	Measured	0.055	Measured	2118.5	Measured	Coal	Cell burner boiler	Dry Sorbent Injection	Low NOx Cell Burner|Selective Catalytic Reduction	Baghouse	Halogenated PAC Sorbent Injection	ARP, CSNOX, CSOSG2E, CSSO2G1, MATS
MI	J H Campbell	1710	2	8/8/2025	15	1	215	487.9	Measured	0.231	Calculated	221.7	Measured	0.105	Calculated	116.3	Measured	0.055	Measured	2113.9	Measured	Coal	Cell burner boiler	Dry Sorbent Injection	Low NOx Cell Burner|Selective Catalytic Reduction	Baghouse	Halogenated PAC Sorbent Injection	ARP, CSNOX, CSOSG2E, CSSO2G1, MATS
MI	J H Campbell	1710	2	8/8/2025	16	1	215	513.5	Measured	0.242	Calculated	222.1	Measured	0.105	Calculated	116.5	Measured	0.055	Measured	2117.9	Measured	Coal	Cell burner boiler	Dry Sorbent Injection	Low NOx Cell Burner|Selective Catalytic Reduction	Baghouse	Halogenated PAC Sorbent Injection	ARP, CSNOX, CSOSG2E, CSSO2G1, MATS
MI	J H Campbell	1710	2	8/8/2025	17	1	215	510.8	Measured	0.241	Calculated	222.4	Measured	0.105	Calculated	118.8	Measured	0.056	Measured	2120.6	Measured	Coal	Cell burner boiler	Dry Sorbent Injection	Low NOx Cell Burner|Selective Catalytic Reduction	Baghouse	Halogenated PAC Sorbent Injection	ARP, CSNOX, CSOSG2E, CSSO2G1, MATS
MI	J H Campbell	1710	2	8/8/2025	18	1	215	498.5	Measured	0.236	Calculated	221.4	Measured	0.105	Calculated	118.2	Measured	0.056	Measured	2111	Measured	Coal	Cell burner boiler	Dry Sorbent Injection	Low NOx Cell Burner|Selective Catalytic Reduction	Baghouse	Halogenated PAC Sorbent Injection	ARP, CSNOX, CSOSG2E, CSSO2G1, MATS
MI	J H Campbell	1710	2	8/8/2025	19	1	215	509.4	Measured	0.241	Calculated	222.1	Measured	0.105	Calculated	118.6	Measured	0.056	Measured	2117.2	Measured	Coal	Cell burner boiler	Dry Sorbent Injection	Low NOx Cell Burner|Selective Catalytic Reduction	Baghouse	Halogenated PAC Sorbent Injection	ARP, CSNOX, CSOSG2E, CSSO2G1, MATS
MI	J H Campbell	1710	2	8/8/2025	20	1	215	515.1	Measured	0.243	Calculated	222.2	Measured	0.105	Calculated	118.7	Measured	0.056	Measured	2118.9	Measured	Coal	Cell burner boiler	Dry Sorbent Injection	Low NOx Cell Burner|Selective Catalytic Reduction	Baghouse	Halogenated PAC Sorbent Injection	ARP, CSNOX, CSOSG2E, CSSO2G1, MATS
MI	J H Campbell	1710	2	8/8/2025	21	1	215	514	Measured	0.243	Calculated	222.1	Measured	0.105	Calculated	118.6	Measured	0.056	Measured	2117.4	Measured	Coal	Cell burner boiler	Dry Sorbent Injection	Low NOx Cell Burner|Selective Catalytic Reduction	Baghouse	Halogenated PAC Sorbent Injection	ARP, CSNOX, CSOSG2E, CSSO2G1, MATS
MI	J H Campbell	1710	2	8/8/2025	22	1	215	514.2	Measured	0.243	Calculated	221.9	Measured	0.105	Calculated	120.6	Measured	0.057	Measured	2115.4	Measured	Coal	Cell burner boiler	Dry Sorbent Injection	Low NOx Cell Burner|Selective Catalytic Reduction	Baghouse	Halogenated PAC Sorbent Injection	ARP, CSNOX, CSOSG2E, CSSO2G1, MATS
MI	J H Campbell	1710	2	8/8/2025	23	1	215	491	Measured	0.232	Calculated	222.2	Measured	0.105	Calculated	114.4	Measured	0.054	Measured	2118.7	Measured	Coal	Cell burner boiler	Dry Sorbent Injection	Low NOx Cell Burner|Selective Catalytic Reduction	Baghouse	Halogenated PAC Sorbent Injection	ARP, CSNOX, CSOSG2E, CSSO2G1, MATS
MI	J H Campbell	1710	2	8/9/2025	0	1	214	455.6	Measured	0.214	Calculated	223.2	Measured	0.105	Calculated	110.6	Measured	0.052	Measured	2127.8	Measured	Coal	Cell burner boiler	Dry Sorbent Injection	Low NOx Cell Burner|Selective Catalytic Reduction	Baghouse	Halogenated PAC Sorbent Injection	ARP, CSNOX, CSOSG2E, CSSO2G1, MATS
MI	J H Campbell	1710	2	8/9/2025	1	1	215	495.8	Measured	0.232	Calculated	223.9	Measured	0.105	Calculated	113.2	Measured	0.053	Measured	2135.2	Measured	Coal	Cell burner boiler	Dry Sorbent Injection	Low NOx Cell Burner|Selective Catalytic Reduction	Baghouse	Halogenated PAC Sorbent Injection	ARP, CSNOX, CSOSG2E, CSSO2G1, MATS
MI	J H Campbell	1710	2	8/9/2025	2	1	215	501.1	Measured	0.235	Calculated	223.9	Measured	0.105	Calculated	115.3	Measured	0.054	Measured	2135	Measured	Coal	Cell burner boiler	Dry Sorbent Injection	Low NOx Cell Burner|Selective Catalytic Reduction	Baghouse	Halogenated PAC Sorbent Injection	ARP, CSNOX, CSOSG2E, CSSO2G1, MATS
MI	J H Campbell	1710	2	8/9/2025	3	1	184	447.5	Measured	0.241	Calculated	194.6	Measured	0.105	Calculated	92.8	Measured	0.05	Measured	1855.9	Measured	Coal	Cell burner boiler	Dry Sorbent Injection	Low NOx Cell Burner|Selective Catalytic Reduction	Baghouse	Halogenated PAC Sorbent Injection	ARP, CSNOX, CSOSG2E, CSSO2G1, MATS
MI	J H Campbell	1710	2	8/9/2025	4	1	114	342.4	Measured	0.272	Calculated	132.1	Measured	0.105	Calculated	63	Measured	0.05	Measured	1260	Measured	Coal	Cell burner boiler	Dry Sorbent Injection	Low NOx Cell Burner|Selective Catalytic Reduction	Baghouse	Halogenated PAC Sorbent Injection	ARP, CSNOX, CSOSG2E, CSSO2G1, MATS
MI	J H Campbell	1710	2	8/9/2025	5	1	115	302.6	Measured	0.239	Calculated	132.8	Measured	0.105	Calculated	65.9	Measured	0.052	Measured	1266.4	Measured	Coal	Cell burner boiler	Dry Sorbent Injection	Low NOx Cell Burner|Selective Catalytic Reduction	Baghouse	Halogenated PAC Sorbent Injection	ARP, CSNOX, CSOSG2E, CSSO2G1, MATS
MI	J H Campbell	1710	2	8/9/2025	6	1	115	298.4	Measured	0.231	Calculated	135.5	Measured	0.105	Calculated	63.3	Measured	0.049	Measured	1291.7	Measured	Coal	Cell burner boiler	Dry Sorbent Injection	Low NOx Cell Burner|Selective Catalytic Reduction	Baghouse	Halogenated PAC Sorbent Injection	ARP, CSNOX, CSOSG2E, CSSO2G1, MATS
MI	J H Campbell	1710	2	8/9/2025	7	1	115	303.2	Measured	0.237	Calculated	134.4	Measured	0.105	Calculated	65.4	Measured	0.051	Measured	1281.5	Measured	Coal	Cell burner boiler	Dry Sorbent Injection	Low NOx Cell Burner|Selective Catalytic Reduction	Baghouse	Halogenated PAC Sorbent Injection	ARP, CSNOX, CSOSG2E, CSSO2G1, MATS
MI	J H Campbell	1710	2	8/9/2025	8	1	115	316.9	Measured	0.249	Calculated	133.3	Measured	0.105	Calculated	64.8	Measured	0.051	Measured	1270.6	Measured	Coal	Cell burner boiler	Dry Sorbent Injection	Low NOx Cell Burner|Selective Catalytic Reduction	Baghouse	Halogenated PAC Sorbent Injection	ARP, CSNOX, CSOSG2E, CSSO2G1, MATS
MI	J H Campbell	1710	2	8/9/2025	9	1	115	301.7	Measured	0.238	Calculated	133.1	Measured	0.105	Calculated	64.7	Measured	0.051	Measured	1268.8	Measured	Coal	Cell burner boiler	Dry Sorbent Injection	Low NOx Cell Burner|Selective Catalytic Reduction	Baghouse	Halogenated PAC Sorbent Injection	ARP, CSNOX, CSOSG2E, CSSO2G1, MATS
MI	J H Campbell	1710	2	8/9/2025	10	1	115	304.4	Measured	0.239	Calculated	133.4	Measured	0.105	Calculated	64.9	Measured	0.051	Measured	1272.1	Measured	Coal	Cell burner boiler	Dry Sorbent Injection	Low NOx Cell Burner|Selective Catalytic Reduction	Baghouse	Halogenated PAC Sorbent Injection	ARP, CSNOX, CSOSG2E, CSSO2G1, MATS
MI	J H Campbell	1710	2	8/9/2025	11	1	115	308.2	Measured	0.243	Calculated	133.1	Measured	0.105	Calculated	63.5	Measured	0.05	Measured	1269.2	Measured	Coal	Cell burner boiler	Dry Sorbent Injection	Low NOx Cell Burner|Selective Catalytic Reduction	Baghouse	Halogenated PAC Sorbent Injection	ARP, CSNOX, CSOSG2E, CSSO2G1, MATS
MI	J H Campbell	1710	2	8/9/2025	12	1	115	305.5	Measured	0.237	Calculated	134.9	Measured	0.105	Calculated	65.6	Measured	0.051	Measured	1286.5	Measured	Coal	Cell burner boiler	Dry Sorbent Injection	Low NOx Cell Burner|Selective Catalytic Reduction	Baghouse	Halogenated PAC Sorbent Injection	ARP, CSNOX, CSOSG2E, CSSO2G1, MATS
MI	J H Campbell	1710	2	8/9/2025	13	1	115	304.9	Measured	0.24	Calculated	133	Measured	0.105	Calculated	64.7	Measured	0.051	Measured	1268	Measured	Coal	Cell burner boiler	Dry Sorbent Injection	Low NOx Cell Burner|Selective Catalytic Reduction	Baghouse	Halogenated PAC Sorbent Injection	ARP, CSNOX, CSOSG2E, CSSO2G1, MATS
MI	J H Campbell	1710	2	8/9/2025	14	1	115	307.8	Measured	0.24	Calculated	134.6	Measured	0.105	Calculated	65.5	Measured	0.051	Measured	1283.6	Measured	Coal	Cell burner boiler	Dry Sorbent Injection	Low NOx Cell Burner|Selective Catalytic Reduction	Baghouse	Halogenated PAC Sorbent Injection	ARP, CSNOX, CSOSG2E, CSSO2G1, MATS
MI	J H Campbell	1710	2	8/9/2025	15	1	115	304.1	Measured	0.236	Calculated	135.2	Measured	0.105	Calculated	67	Measured	0.052	Measured	1288.7	Measured	Coal	Cell burner boiler	Dry Sorbent Injection	Low NOx Cell Burner|Selective Catalytic Reduction	Baghouse	Halogenated PAC Sorbent Injection	ARP, CSNOX, CSOSG2E, CSSO2G1, MATS
MI	J H Campbell	1710	2	8/9/2025	16	1	115	311.1	Measured	0.242	Calculated	134.6	Measured	0.105	Calculated	65.5	Measured	0.051	Measured	1283.4	Measured	Coal	Cell burner boiler	Dry Sorbent Injection	Low NOx Cell Burner|Selective Catalytic Reduction	Baghouse	Halogenated PAC Sorbent Injection	ARP, CSNOX, CSOSG2E, CSSO2G1, MATS
MI	J H Campbell	1710	2	8/9/2025	17	1	116	304.9	Measured	0.237	Calculated	135.1	Measured	0.105	Calculated	68.3	Measured	0.053	Measured	1288	Measured	Coal	Cell burner boiler	Dry Sorbent Injection	Low NOx Cell Burner|Selective Catalytic Reduction	Baghouse	Halogenated PAC Sorbent Injection	ARP, CSNOX, CSOSG2E, CSSO2G1, MATS
MI	J H Campbell	1710	2	8/9/2025	18	1	115	310.1	Measured	0.241	Calculated	134.8	Measured	0.105	Calculated	65.5	Measured	0.051	Measured	1285	Measured	Coal	Cell burner boiler	Dry Sorbent Injection	Low NOx Cell Burner|Selective Catalytic Reduction	Baghouse	Halogenated PAC Sorbent Injection	ARP, CSNOX, CSOSG2E, CSSO2G1, MATS
MI	J H Campbell	1710	2	8/9/2025	19	1	115	306.3	Measured	0.238	Calculated	134.8	Measured	0.105	Calculated	65.6	Measured	0.051	Measured	1285.6	Measured	Coal	Cell burner boiler	Dry Sorbent Injection	Low NOx Cell Burner|Selective Catalytic Reduction	Baghouse	Halogenated PAC Sorbent Injection	ARP, CSNOX, CSOSG2E, CSSO2G1, MATS
MI	J H Campbell	1710	2	8/9/2025	20	1	115	306.5	Measured	0.237	Calculated	135.4	Measured	0.105	Calculated	64.5	Measured	0.05	Measured	1290.7	Measured	Coal	Cell burner boiler	Dry Sorbent Injection	Low NOx Cell Burner|Selective Catalytic Reduction	Baghouse	Halogenated PAC Sorbent Injection	ARP, CSNOX, CSOSG2E, CSSO2G1, MATS
MI	J H Campbell	1710	2	8/9/2025	21	1	115	305.4	Measured	0.237	Calculated	135.3	Measured	0.105	Calculated	65.8	Measured	0.051	Measured	1290.3	Measured	Coal	Cell burner boiler	Dry Sorbent Injection	Low NOx Cell Burner|Selective Catalytic Reduction	Baghouse	Halogenated PAC Sorbent Injection	ARP, CSNOX, CSOSG2E, CSSO2G1, MATS
MI	J H Campbell	1710	2	8/9/2025	22	1	116	358.1	Measured	0.273	Calculated	137.4	Measured	0.105	Calculated	69.4	Measured	0.053	Measured	1309.8	Measured	Coal	Cell burner boiler	Dry Sorbent Injection	Low NOx Cell Burner|Selective Catalytic Reduction	Baghouse	Halogenated PAC Sorbent Injection	ARP, CSNOX, CSOSG2E, CSSO2G1, MATS
MI	J H Campbell	1710	2	8/9/2025	23	1	115	280.1	Measured	0.217	Calculated	135.2	Measured	0.105	Calculated	64.5	Measured	0.05	Measured	1289	Measured	Coal	Cell burner boiler	Dry Sorbent Injection	Low NOx Cell Burner|Selective Catalytic Reduction	Baghouse	Halogenated PAC Sorbent Injection	ARP, CSNOX, CSOSG2E, CSSO2G1, MATS
MI	J H Campbell	1710	2	########	0	1	110	303.9	Measured	0.242	Calculated	131.9	Measured	0.105	Calculated	64.2	Measured	0.051	Measured	1257.9	Measured	Coal	Cell burner boiler	Dry Sorbent Injection	Low NOx Cell Burner|Selective Catalytic Reduction	Baghouse	Halogenated PAC Sorbent Injection	ARP, CSNOX, CSOSG2E, CSSO2G1, MATS
MI	J H Campbell	1710	2	########	1	1	110	328.3	Measured	0.259	Calculated	133	Measured	0.105	Calculated	64.7	Measured	0.051	Measured	1268.5	Measured	Coal	Cell burner boiler	Dry Sorbent Injection	Low NOx Cell Burner|Selective Catalytic Reduction	Baghouse	Halogenated PAC Sorbent Injection	ARP, CSNOX, CSOSG2E, CSSO2G1, MATS
MI	J H Campbell	1710	2	########	2	1	109	259.4	Measured	0.207	Calculated	131.1	Measured	0.105	Calculated	68.8	Measured	0.055	Measured	1250.2	Measured	Coal	Cell burner boiler	Dry Sorbent Injection	Low NOx Cell Burner|Selective Catalytic Reduction	Baghouse	Halogenated PAC Sorbent Injection	ARP, CSNOX, CSOSG2E, CSSO2G1, MATS
MI	J H Campbell	1710	2	########	3	1	101	283.6	Measured	0.247	Calculated	120.3	Measured	0.105	Calculated	65.4	Measured	0.057	Measured	1146.7	Measured	Coal	Cell burner boiler	Dry Sorbent Injection	Low NOx Cell Burner|Selective Catalytic Reduction	Baghouse	Halogenated PAC Sorbent Injection	ARP, CSNOX, CSOSG2E, CSSO2G1, MATS
MI	J H Campbell	1710	2	########	4	1	101	293.6	Measured	0.252	Calculated	122.2	Measured	0.105	Calculated	61.7	Measured	0.053	Measured	1165	Measured	Coal	Cell burner boiler	Dry Sorbent Injection	Low NOx Cell Burner|Selective Catalytic Reduction	Baghouse	Halogenated PAC Sorbent Injection	ARP, CSNOX, CSOSG2E, CSSO2G1, MATS
MI	J H Campbell	1710	2	########	5	1	102	295.2	Measured	0.259	Calculated	119.8	Measured	0.105	Calculated	62.8	Measured	0.055	Measured	1141.9	Measured	Coal	Cell burner boiler	Dry Sorbent Injection	Low NOx Cell Burner|Selective Catalytic Reduction	Baghouse	Halogenated PAC Sorbent Injection	ARP, CSNOX, CSOSG2E, CSSO2G1, MATS
MI	J H Campbell	1710	2	########	6	0.88	78	221.672	Measured	0.252	Calculated	92.224	Measured	0.105	Calculated	49.28	Measured	0.056	Measured	879.384	Measured	Coal	Cell burner boiler	Dry Sorbent Injection	Low NOx Cell Burner|Selective Catalytic Reduction	Baghouse	Halogenated PAC Sorbent Injection	ARP, CSNOX, CSOSG2E, CSSO2G1, MATS
MI	J H Campbell	1710	2	########	7	0																Coal	Cell burner boiler	Dry Sorbent Injection	Low NOx Cell Burner|Selective Catalytic Reduction	Baghouse	Halogenated PAC Sorbent Injection	ARP, CSNOX, CSOSG2E, CSSO2G1, MATS
MI	J H Campbell	1710	2	########	8	0																Coal	Cell burner boiler	Dry Sorbent Injection	Low NOx Cell Burner|Selective Catalytic Reduction	Baghouse	Halogenated PAC Sorbent Injection	ARP, CSNOX, CSOSG2E, CSSO2G1, MATS
MI	J H Campbell	1710	2	########	9	0																Coal	Cell burner boiler	Dry Sorbent Injection	Low NOx Cell Burner|Selective Catalytic Reduction	Baghouse	Halogenated PAC Sorbent Injection	ARP, CSNOX, CSOSG2E, CSSO2G1, MATS
MI	J H Campbell	1710	2	########	10	0																Coal	Cell burner boiler	Dry Sorbent Injection	Low NOx Cell Burner|Selective Catalytic Reduction	Baghouse	Halogenated PAC Sorbent Injection	ARP, CSNOX, CSOSG2E, CSSO2G1, MATS
MI	J H Campbell	1710	2	########	11	0																Coal	Cell burner boiler	Dry Sorbent Injection	Low NOx Cell Burner|Selective Catalytic Reduction	Baghouse	Halogenated PAC Sorbent Injection	ARP, CSNOX, CSOSG2E, CSSO2G1, MATS
MI	J H Campbell	1710	2	########	12	0																Coal	Cell burner boiler	Dry Sorbent Injection	Low NOx Cell Burner|Selective Catalytic Reduction	Baghouse	Halogenated PAC Sorbent Injection	ARP, CSNOX, CSOSG2E, CSSO2G1, MATS
MI	J H Campbell	1710	2	########	13	0																Coal	Cell burner boiler	Dry Sorbent Injection	Low NOx Cell Burner|Selective Catalytic Reduction	Baghouse	Halogenated PAC Sorbent Injection	ARP, CSNOX, CSOSG2E, CSSO2G1, MATS
MI	J H Campbell	1710	2	########	14	0																Coal	Cell burner boiler	Dry Sorbent Injection	Low NOx Cell Burner|Selective Catalytic Reduction	Baghouse	Halogenated PAC Sorbent Injection	ARP, CSNOX, CSOSG2E, CSSO2G1, MATS
MI	J H Campbell	1710	2	########	15	0																Coal	Cell burner boiler	Dry Sorbent Injection	Low NOx Cell Burner|Selective Catalytic Reduction	Baghouse	Halogenated PAC Sorbent Injection	ARP, CSNOX, CSOSG2E, CSSO2G1, MATS
MI	J H Campbell	1710	2	########	16	0																Coal	Cell burner boiler	Dry Sorbent Injection	Low NOx Cell Burner|Selective Catalytic Reduction	Baghouse	Halogenated PAC Sorbent Injection	ARP, CSNOX, CSOSG2E, CSSO2G1, MATS
MI	J H Campbell	1710	2	########	17	0																Coal	Cell burner boiler	Dry Sorbent Injection	Low NOx Cell Burner|Selective Catalytic Reduction	Baghouse	Halogenated PAC Sorbent Injection	ARP, CSNOX, CSOSG2E, CSSO2G1, MATS
MI	J H Campbell	1710	2	########	18	0																Coal	Cell burner boiler	Dry Sorbent Injection	Low NOx Cell Burner|Selective Catalytic Reduction	Baghouse	Halogenated PAC Sorbent Injection	ARP, CSNOX, CSOSG2E, CSSO2G1, MATS
MI	J H Campbell	1710	2	########	19	0																Coal	Cell burner boiler	Dry Sorbent Injection	Low NOx Cell Burner|Selective Catalytic Reduction	Baghouse	Halogenated PAC Sorbent Injection	ARP, CSNOX, CSOSG2E, CSSO2G1, MATS
MI	J H Campbell	1710	2	########	20	0																Coal	Cell burner boiler	Dry Sorbent Injection	Low NOx Cell Burner|Selective Catalytic Reduction	Baghouse	Halogenated PAC Sorbent Injection	ARP, CSNOX, CSOSG2E, CSSO2G1, MATS
MI	J H Campbell	1710	2	########	21	0																Coal	Cell burner boiler	Dry Sorbent Injection	Low NOx Cell Burner|Selective Catalytic Reduction	Baghouse	Halogenated PAC Sorbent Injection	ARP, CSNOX, CSOSG2E, CSSO2G1, MATS
MI	J H Campbell	1710	2	########	22	0																Coal	Cell burner boiler	Dry Sorbent Injection	Low NOx Cell Burner|Selective Catalytic Reduction	Baghouse	Halogenated PAC Sorbent Injection	ARP, CSNOX, CSOSG2E, CSSO2G1, MATS
MI	J H Campbell	1710	2	########	23	0																Coal	Cell burner boiler	Dry Sorbent Injection	Low NOx Cell Burner|Selective Catalytic Reduction	Baghouse	Halogenated PAC Sorbent Injection	ARP, CSNOX, CSOSG2E, CSSO2G1, MATS
MI	J H Campbell	1710	2	########	0	0																Coal	Cell burner boiler	Dry Sorbent Injection	Low NOx Cell Burner|Selective Catalytic Reduction	Baghouse	Halogenated PAC Sorbent Injection	ARP, CSNOX, CSOSG2E, CSSO2G1, MATS
MI	J H Campbell	1710	2	########	1	0																Coal	Cell burner boiler	Dry Sorbent Injection	Low NOx Cell Burner|Selective Catalytic Reduction	Baghouse	Halogenated PAC Sorbent Injection	ARP, CSNOX, CSOSG2E, CSSO2G1, MATS
MI	J H Campbell	1710	2	########	2	0																Coal	Cell burner boiler	Dry Sorbent Injection	Low NOx Cell Burner|Selective Catalytic Reduction	Baghouse	Halogenated PAC Sorbent Injection	ARP, CSNOX, CSOSG2E, CSSO2G1, MATS
MI	J H Campbell	1710	2	########	3	0																Coal	Cell burner boiler	Dry Sorbent Injection	Low NOx Cell Burner|Selective Catalytic Reduction	Baghouse	Halogenated PAC Sorbent Injection	ARP, CSNOX, CSOSG2E, CSSO2G1, MATS
MI	J H Campbell	1710	2	########	4	0																Coal	Cell burner boiler	Dry Sorbent Injection	Low NOx Cell Burner|Selective Catalytic Reduction	Baghouse	Halogenated PAC Sorbent Injection	ARP, CSNOX, CSOSG2E, CSSO2G1, MATS
MI	J H Campbell	1710	2	########	5	0																Coal	Cell burner boiler	Dry Sorbent Injection	Low NOx Cell Burner|Selective Catalytic Reduction	Baghouse	Halogenated PAC Sorbent Injection	ARP, CSNOX, CSOSG2E, CSSO2G1, MATS
MI	J H Campbell	1710	2	########	6	0																Coal	Cell burner boiler	Dry Sorbent Injection	Low NOx Cell Burner|Selective Catalytic Reduction	Baghouse	Halogenated PAC Sorbent Injection	ARP, CSNOX, CSOSG2E, CSSO2G1, MATS
MI	J H Campbell	1710	2	########	7	0																Coal	Cell burner boiler	Dry Sorbent Injection	Low NOx Cell Burner|Selective Catalytic Reduction	Baghouse	Halogenated PAC Sorbent Injection	ARP, CSNOX, CSOSG2E, CSSO2G1, MATS
MI	J H Campbell	1710	2	########	8	0																Coal	Cell burner boiler	Dry Sorbent Injection	Low NOx Cell Burner|Selective Catalytic Reduction	Baghouse	Halogenated PAC Sorbent Injection	ARP, CSNOX, CSOSG2E, CSSO2G1, MATS
MI	J H Campbell	1710	2	########	9	0																Coal	Cell burner boiler	Dry Sorbent Injection	Low NOx Cell Burner|Selective Catalytic Reduction	Baghouse	Halogenated PAC Sorbent Injection	ARP, CSNOX, CSOSG2E, CSSO2G1, MATS

MI	J H Campbell	1710	2	########	10	0	Coal	Cell burner boiler	Dry Sorbent Injection	Low NOx Cell Burner|Selective Catalytic Reduction	Baghouse	Halogenated PAC Sorbent Injection	ARP, CSNOX, CSOSG2E, CSSO2G1, MATS
MI	J H Campbell	1710	2	########	11	0	Coal	Cell burner boiler	Dry Sorbent Injection	Low NOx Cell Burner|Selective Catalytic Reduction	Baghouse	Halogenated PAC Sorbent Injection	ARP, CSNOX, CSOSG2E, CSSO2G1, MATS
MI	J H Campbell	1710	2	########	12	0	Coal	Cell burner boiler	Dry Sorbent Injection	Low NOx Cell Burner|Selective Catalytic Reduction	Baghouse	Halogenated PAC Sorbent Injection	ARP, CSNOX, CSOSG2E, CSSO2G1, MATS
MI	J H Campbell	1710	2	########	13	0	Coal	Cell burner boiler	Dry Sorbent Injection	Low NOx Cell Burner|Selective Catalytic Reduction	Baghouse	Halogenated PAC Sorbent Injection	ARP, CSNOX, CSOSG2E, CSSO2G1, MATS
MI	J H Campbell	1710	2	########	14	0	Coal	Cell burner boiler	Dry Sorbent Injection	Low NOx Cell Burner|Selective Catalytic Reduction	Baghouse	Halogenated PAC Sorbent Injection	ARP, CSNOX, CSOSG2E, CSSO2G1, MATS
MI	J H Campbell	1710	2	########	15	0	Coal	Cell burner boiler	Dry Sorbent Injection	Low NOx Cell Burner|Selective Catalytic Reduction	Baghouse	Halogenated PAC Sorbent Injection	ARP, CSNOX, CSOSG2E, CSSO2G1, MATS
MI	J H Campbell	1710	2	########	16	0	Coal	Cell burner boiler	Dry Sorbent Injection	Low NOx Cell Burner|Selective Catalytic Reduction	Baghouse	Halogenated PAC Sorbent Injection	ARP, CSNOX, CSOSG2E, CSSO2G1, MATS
MI	J H Campbell	1710	2	########	17	0	Coal	Cell burner boiler	Dry Sorbent Injection	Low NOx Cell Burner|Selective Catalytic Reduction	Baghouse	Halogenated PAC Sorbent Injection	ARP, CSNOX, CSOSG2E, CSSO2G1, MATS
MI	J H Campbell	1710	2	########	18	0	Coal	Cell burner boiler	Dry Sorbent Injection	Low NOx Cell Burner|Selective Catalytic Reduction	Baghouse	Halogenated PAC Sorbent Injection	ARP, CSNOX, CSOSG2E, CSSO2G1, MATS
MI	J H Campbell	1710	2	########	19	0	Coal	Cell burner boiler	Dry Sorbent Injection	Low NOx Cell Burner|Selective Catalytic Reduction	Baghouse	Halogenated PAC Sorbent Injection	ARP, CSNOX, CSOSG2E, CSSO2G1, MATS
MI	J H Campbell	1710	2	########	20	0	Coal	Cell burner boiler	Dry Sorbent Injection	Low NOx Cell Burner|Selective Catalytic Reduction	Baghouse	Halogenated PAC Sorbent Injection	ARP, CSNOX, CSOSG2E, CSSO2G1, MATS
MI	J H Campbell	1710	2	########	21	0	Coal	Cell burner boiler	Dry Sorbent Injection	Low NOx Cell Burner|Selective Catalytic Reduction	Baghouse	Halogenated PAC Sorbent Injection	ARP, CSNOX, CSOSG2E, CSSO2G1, MATS
MI	J H Campbell	1710	2	########	22	0	Coal	Cell burner boiler	Dry Sorbent Injection	Low NOx Cell Burner|Selective Catalytic Reduction	Baghouse	Halogenated PAC Sorbent Injection	ARP, CSNOX, CSOSG2E, CSSO2G1, MATS
MI	J H Campbell	1710	2	########	23	0	Coal	Cell burner boiler	Dry Sorbent Injection	Low NOx Cell Burner|Selective Catalytic Reduction	Baghouse	Halogenated PAC Sorbent Injection	ARP, CSNOX, CSOSG2E, CSSO2G1, MATS
MI	J H Campbell	1710	2	########	0	0	Coal	Cell burner boiler	Dry Sorbent Injection	Low NOx Cell Burner|Selective Catalytic Reduction	Baghouse	Halogenated PAC Sorbent Injection	ARP, CSNOX, CSOSG2E, CSSO2G1, MATS
MI	J H Campbell	1710	2	########	1	0	Coal	Cell burner boiler	Dry Sorbent Injection	Low NOx Cell Burner|Selective Catalytic Reduction	Baghouse	Halogenated PAC Sorbent Injection	ARP, CSNOX, CSOSG2E, CSSO2G1, MATS
MI	J H Campbell	1710	2	########	2	0	Coal	Cell burner boiler	Dry Sorbent Injection	Low NOx Cell Burner|Selective Catalytic Reduction	Baghouse	Halogenated PAC Sorbent Injection	ARP, CSNOX, CSOSG2E, CSSO2G1, MATS
MI	J H Campbell	1710	2	########	3	0	Coal	Cell burner boiler	Dry Sorbent Injection	Low NOx Cell Burner|Selective Catalytic Reduction	Baghouse	Halogenated PAC Sorbent Injection	ARP, CSNOX, CSOSG2E, CSSO2G1, MATS
MI	J H Campbell	1710	2	########	4	0	Coal	Cell burner boiler	Dry Sorbent Injection	Low NOx Cell Burner|Selective Catalytic Reduction	Baghouse	Halogenated PAC Sorbent Injection	ARP, CSNOX, CSOSG2E, CSSO2G1, MATS
MI	J H Campbell	1710	2	########	5	0	Coal	Cell burner boiler	Dry Sorbent Injection	Low NOx Cell Burner|Selective Catalytic Reduction	Baghouse	Halogenated PAC Sorbent Injection	ARP, CSNOX, CSOSG2E, CSSO2G1, MATS
MI	J H Campbell	1710	2	########	6	0	Coal	Cell burner boiler	Dry Sorbent Injection	Low NOx Cell Burner|Selective Catalytic Reduction	Baghouse	Halogenated PAC Sorbent Injection	ARP, CSNOX, CSOSG2E, CSSO2G1, MATS
MI	J H Campbell	1710	2	########	7	0	Coal	Cell burner boiler	Dry Sorbent Injection	Low NOx Cell Burner|Selective Catalytic Reduction	Baghouse	Halogenated PAC Sorbent Injection	ARP, CSNOX, CSOSG2E, CSSO2G1, MATS
MI	J H Campbell	1710	2	########	8	0	Coal	Cell burner boiler	Dry Sorbent Injection	Low NOx Cell Burner|Selective Catalytic Reduction	Baghouse	Halogenated PAC Sorbent Injection	ARP, CSNOX, CSOSG2E, CSSO2G1, MATS
MI	J H Campbell	1710	2	########	9	0	Coal	Cell burner boiler	Dry Sorbent Injection	Low NOx Cell Burner|Selective Catalytic Reduction	Baghouse	Halogenated PAC Sorbent Injection	ARP, CSNOX, CSOSG2E, CSSO2G1, MATS
MI	J H Campbell	1710	2	########	10	0	Coal	Cell burner boiler	Dry Sorbent Injection	Low NOx Cell Burner|Selective Catalytic Reduction	Baghouse	Halogenated PAC Sorbent Injection	ARP, CSNOX, CSOSG2E, CSSO2G1, MATS
MI	J H Campbell	1710	2	########	11	0	Coal	Cell burner boiler	Dry Sorbent Injection	Low NOx Cell Burner|Selective Catalytic Reduction	Baghouse	Halogenated PAC Sorbent Injection	ARP, CSNOX, CSOSG2E, CSSO2G1, MATS
MI	J H Campbell	1710	2	########	12	0	Coal	Cell burner boiler	Dry Sorbent Injection	Low NOx Cell Burner|Selective Catalytic Reduction	Baghouse	Halogenated PAC Sorbent Injection	ARP, CSNOX, CSOSG2E, CSSO2G1, MATS
MI	J H Campbell	1710	2	########	13	0	Coal	Cell burner boiler	Dry Sorbent Injection	Low NOx Cell Burner|Selective Catalytic Reduction	Baghouse	Halogenated PAC Sorbent Injection	ARP, CSNOX, CSOSG2E, CSSO2G1, MATS
MI	J H Campbell	1710	2	########	14	0	Coal	Cell burner boiler	Dry Sorbent Injection	Low NOx Cell Burner|Selective Catalytic Reduction	Baghouse	Halogenated PAC Sorbent Injection	ARP, CSNOX, CSOSG2E, CSSO2G1, MATS
MI	J H Campbell	1710	2	########	15	0	Coal	Cell burner boiler	Dry Sorbent Injection	Low NOx Cell Burner|Selective Catalytic Reduction	Baghouse	Halogenated PAC Sorbent Injection	ARP, CSNOX, CSOSG2E, CSSO2G1, MATS
MI	J H Campbell	1710	2	########	16	0	Coal	Cell burner boiler	Dry Sorbent Injection	Low NOx Cell Burner|Selective Catalytic Reduction	Baghouse	Halogenated PAC Sorbent Injection	ARP, CSNOX, CSOSG2E, CSSO2G1, MATS
MI	J H Campbell	1710	2	########	17	0	Coal	Cell burner boiler	Dry Sorbent Injection	Low NOx Cell Burner|Selective Catalytic Reduction	Baghouse	Halogenated PAC Sorbent Injection	ARP, CSNOX, CSOSG2E, CSSO2G1, MATS
MI	J H Campbell	1710	2	########	18	0	Coal	Cell burner boiler	Dry Sorbent Injection	Low NOx Cell Burner|Selective Catalytic Reduction	Baghouse	Halogenated PAC Sorbent Injection	ARP, CSNOX, CSOSG2E, CSSO2G1, MATS
MI	J H Campbell	1710	2	########	19	0	Coal	Cell burner boiler	Dry Sorbent Injection	Low NOx Cell Burner|Selective Catalytic Reduction	Baghouse	Halogenated PAC Sorbent Injection	ARP, CSNOX, CSOSG2E, CSSO2G1, MATS
MI	J H Campbell	1710	2	########	20	0	Coal	Cell burner boiler	Dry Sorbent Injection	Low NOx Cell Burner|Selective Catalytic Reduction	Baghouse	Halogenated PAC Sorbent Injection	ARP, CSNOX, CSOSG2E, CSSO2G1, MATS
MI	J H Campbell	1710	2	########	21	0	Coal	Cell burner boiler	Dry Sorbent Injection	Low NOx Cell Burner|Selective Catalytic Reduction	Baghouse	Halogenated PAC Sorbent Injection	ARP, CSNOX, CSOSG2E, CSSO2G1, MATS
MI	J H Campbell	1710	2	########	22	0	Coal	Cell burner boiler	Dry Sorbent Injection	Low NOx Cell Burner|Selective Catalytic Reduction	Baghouse	Halogenated PAC Sorbent Injection	ARP, CSNOX, CSOSG2E, CSSO2G1, MATS
MI	J H Campbell	1710	2	########	23	0	Coal	Cell burner boiler	Dry Sorbent Injection	Low NOx Cell Burner|Selective Catalytic Reduction	Baghouse	Halogenated PAC Sorbent Injection	ARP, CSNOX, CSOSG2E, CSSO2G1, MATS
MI	J H Campbell	1710	2	########	0	0	Coal	Cell burner boiler	Dry Sorbent Injection	Low NOx Cell Burner|Selective Catalytic Reduction	Baghouse	Halogenated PAC Sorbent Injection	ARP, CSNOX, CSOSG2E, CSSO2G1, MATS
MI	J H Campbell	1710	2	########	1	0	Coal	Cell burner boiler	Dry Sorbent Injection	Low NOx Cell Burner|Selective Catalytic Reduction	Baghouse	Halogenated PAC Sorbent Injection	ARP, CSNOX, CSOSG2E, CSSO2G1, MATS
MI	J H Campbell	1710	2	########	2	0	Coal	Cell burner boiler	Dry Sorbent Injection	Low NOx Cell Burner|Selective Catalytic Reduction	Baghouse	Halogenated PAC Sorbent Injection	ARP, CSNOX, CSOSG2E, CSSO2G1, MATS
MI	J H Campbell	1710	2	########	3	0	Coal	Cell burner boiler	Dry Sorbent Injection	Low NOx Cell Burner|Selective Catalytic Reduction	Baghouse	Halogenated PAC Sorbent Injection	ARP, CSNOX, CSOSG2E, CSSO2G1, MATS
MI	J H Campbell	1710	2	########	4	0	Coal	Cell burner boiler	Dry Sorbent Injection	Low NOx Cell Burner|Selective Catalytic Reduction	Baghouse	Halogenated PAC Sorbent Injection	ARP, CSNOX, CSOSG2E, CSSO2G1, MATS
MI	J H Campbell	1710	2	########	5	0	Coal	Cell burner boiler	Dry Sorbent Injection	Low NOx Cell Burner|Selective Catalytic Reduction	Baghouse	Halogenated PAC Sorbent Injection	ARP, CSNOX, CSOSG2E, CSSO2G1, MATS
MI	J H Campbell	1710	2	########	6	0	Coal	Cell burner boiler	Dry Sorbent Injection	Low NOx Cell Burner|Selective Catalytic Reduction	Baghouse	Halogenated PAC Sorbent Injection	ARP, CSNOX, CSOSG2E, CSSO2G1, MATS
MI	J H Campbell	1710	2	########	7	0	Coal	Cell burner boiler	Dry Sorbent Injection	Low NOx Cell Burner|Selective Catalytic Reduction	Baghouse	Halogenated PAC Sorbent Injection	ARP, CSNOX, CSOSG2E, CSSO2G1, MATS
MI	J H Campbell	1710	2	########	8	0	Coal	Cell burner boiler	Dry Sorbent Injection	Low NOx Cell Burner|Selective Catalytic Reduction	Baghouse	Halogenated PAC Sorbent Injection	ARP, CSNOX, CSOSG2E, CSSO2G1, MATS
MI	J H Campbell	1710	2	########	9	0	Coal	Cell burner boiler	Dry Sorbent Injection	Low NOx Cell Burner|Selective Catalytic Reduction	Baghouse	Halogenated PAC Sorbent Injection	ARP, CSNOX, CSOSG2E, CSSO2G1, MATS
MI	J H Campbell	1710	2	########	10	0	Coal	Cell burner boiler	Dry Sorbent Injection	Low NOx Cell Burner|Selective Catalytic Reduction	Baghouse	Halogenated PAC Sorbent Injection	ARP, CSNOX, CSOSG2E, CSSO2G1, MATS
MI	J H Campbell	1710	2	########	11	0	Coal	Cell burner boiler	Dry Sorbent Injection	Low NOx Cell Burner|Selective Catalytic Reduction	Baghouse	Halogenated PAC Sorbent Injection	ARP, CSNOX, CSOSG2E, CSSO2G1, MATS
MI	J H Campbell	1710	2	########	12	0	Coal	Cell burner boiler	Dry Sorbent Injection	Low NOx Cell Burner|Selective Catalytic Reduction	Baghouse	Halogenated PAC Sorbent Injection	ARP, CSNOX, CSOSG2E, CSSO2G1, MATS
MI	J H Campbell	1710	2	########	13	0	Coal	Cell burner boiler	Dry Sorbent Injection	Low NOx Cell Burner|Selective Catalytic Reduction	Baghouse	Halogenated PAC Sorbent Injection	ARP, CSNOX, CSOSG2E, CSSO2G1, MATS
MI	J H Campbell	1710	2	########	14	0	Coal	Cell burner boiler	Dry Sorbent Injection	Low NOx Cell Burner|Selective Catalytic Reduction	Baghouse	Halogenated PAC Sorbent Injection	ARP, CSNOX, CSOSG2E, CSSO2G1, MATS
MI	J H Campbell	1710	2	########	15	0	Coal	Cell burner boiler	Dry Sorbent Injection	Low NOx Cell Burner|Selective Catalytic Reduction	Baghouse	Halogenated PAC Sorbent Injection	ARP, CSNOX, CSOSG2E, CSSO2G1, MATS
MI	J H Campbell	1710	2	########	16	0	Coal	Cell burner boiler	Dry Sorbent Injection	Low NOx Cell Burner|Selective Catalytic Reduction	Baghouse	Halogenated PAC Sorbent Injection	ARP, CSNOX, CSOSG2E, CSSO2G1, MATS
MI	J H Campbell	1710	2	########	17	0	Coal	Cell burner boiler	Dry Sorbent Injection	Low NOx Cell Burner|Selective Catalytic Reduction	Baghouse	Halogenated PAC Sorbent Injection	ARP, CSNOX, CSOSG2E, CSSO2G1, MATS
MI	J H Campbell	1710	2	########	18	0	Coal	Cell burner boiler	Dry Sorbent Injection	Low NOx Cell Burner|Selective Catalytic Reduction	Baghouse	Halogenated PAC Sorbent Injection	ARP, CSNOX, CSOSG2E, CSSO2G1, MATS
MI	J H Campbell	1710	2	########	19	0	Coal	Cell burner boiler	Dry Sorbent Injection	Low NOx Cell Burner|Selective Catalytic Reduction	Baghouse	Halogenated PAC Sorbent Injection	ARP, CSNOX, CSOSG2E, CSSO2G1, MATS
MI	J H Campbell	1710	2	########	20	0	Coal	Cell burner boiler	Dry Sorbent Injection	Low NOx Cell Burner|Selective Catalytic Reduction	Baghouse	Halogenated PAC Sorbent Injection	ARP, CSNOX, CSOSG2E, CSSO2G1, MATS
MI	J H Campbell	1710	2	########	21	0	Coal	Cell burner boiler	Dry Sorbent Injection	Low NOx Cell Burner|Selective Catalytic Reduction	Baghouse	Halogenated PAC Sorbent Injection	ARP, CSNOX, CSOSG2E, CSSO2G1, MATS
MI	J H Campbell	1710	2	########	22	0	Coal	Cell burner boiler	Dry Sorbent Injection	Low NOx Cell Burner|Selective Catalytic Reduction	Baghouse	Halogenated PAC Sorbent Injection	ARP, CSNOX, CSOSG2E, CSSO2G1, MATS
MI	J H Campbell	1710	2	########	23	0	Coal	Cell burner boiler	Dry Sorbent Injection	Low NOx Cell Burner|Selective Catalytic Reduction	Baghouse	Halogenated PAC Sorbent Injection	ARP, CSNOX, CSOSG2E, CSSO2G1, MATS
MI	J H Campbell	1710	2	########	0	0	Coal	Cell burner boiler	Dry Sorbent Injection	Low NOx Cell Burner|Selective Catalytic Reduction	Baghouse	Halogenated PAC Sorbent Injection	ARP, CSNOX, CSOSG2E, CSSO2G1, MATS
MI	J H Campbell	1710	2	########	1	0	Coal	Cell burner boiler	Dry Sorbent Injection	Low NOx Cell Burner|Selective Catalytic Reduction	Baghouse	Halogenated PAC Sorbent Injection	ARP, CSNOX, CSOSG2E, CSSO2G1, MATS
MI	J H Campbell	1710	2	########	2	0	Coal	Cell burner boiler	Dry Sorbent Injection	Low NOx Cell Burner|Selective Catalytic Reduction	Baghouse	Halogenated PAC Sorbent Injection	ARP, CSNOX, CSOSG2E, CSSO2G1, MATS
MI	J H Campbell	1710	2	########	3	0	Coal	Cell burner boiler	Dry Sorbent Injection	Low NOx Cell Burner|Selective Catalytic Reduction	Baghouse	Halogenated PAC Sorbent Injection	ARP, CSNOX, CSOSG2E, CSSO2G1, MATS
MI	J H Campbell	1710	2	########	4	0	Coal	Cell burner boiler	Dry Sorbent Injection	Low NOx Cell Burner|Selective Catalytic Reduction	Baghouse	Halogenated PAC Sorbent Injection	ARP, CSNOX, CSOSG2E, CSSO2G1, MATS
MI	J H Campbell	1710	2	########	5	0	Coal	Cell burner boiler	Dry Sorbent Injection	Low NOx Cell Burner|Selective Catalytic Reduction	Baghouse	Halogenated PAC Sorbent Injection	ARP, CSNOX, CSOSG2E, CSSO2G1, MATS
MI	J H Campbell	1710	2	########	6	0	Coal	Cell burner boiler	Dry Sorbent Injection	Low NOx Cell Burner|Selective Catalytic Reduction	Baghouse	Halogenated PAC Sorbent Injection	ARP, CSNOX, CSOSG2E, CSSO2G1, MATS
MI	J H Campbell	1710	2	########	7	0	Coal	Cell burner boiler	Dry Sorbent Injection	Low NOx Cell Burner|Selective Catalytic Reduction	Baghouse	Halogenated PAC Sorbent Injection	ARP, CSNOX, CSOSG2E, CSSO2G1, MATS
MI	J H Campbell	1710	2	########	8	0	Coal	Cell burner boiler	Dry Sorbent Injection	Low NOx Cell Burner|Selective Catalytic Reduction	Baghouse	Halogenated PAC Sorbent Injection	ARP, CSNOX, CSOSG2E, CSSO2G1, MATS

MI	J H Campbell	1710	2	########	9	0																	Coal	Cell burner boiler	Dry Sorbent Injection	Low NOx Cell Burner|Selective Catalytic Reduction	Baghouse	Halogenated PAC Sorbent Injection	ARP, CSNOX, CSOSG2E, CSSO2G1, MATS
MI	J H Campbell	1710	2	########	10	0																	Coal	Cell burner boiler	Dry Sorbent Injection	Low NOx Cell Burner|Selective Catalytic Reduction	Baghouse	Halogenated PAC Sorbent Injection	ARP, CSNOX, CSOSG2E, CSSO2G1, MATS
MI	J H Campbell	1710	2	########	11	0.65	0	0	Measured	0	Calculated	4.745	Measured	0.105	Calculated	0.195	Measured	0.004	Measured	45.045	Measured	Coal	Cell burner boiler	Dry Sorbent Injection	Low NOx Cell Burner|Selective Catalytic Reduction	Baghouse	Halogenated PAC Sorbent Injection	ARP, CSNOX, CSOSG2E, CSSO2G1, MATS
MI	J H Campbell	1710	2	########	12	1	0	0	Measured	0	Calculated	13.2	Measured	0.105	Calculated	1.9	Measured	0.015	Measured	125.7	Measured	Coal	Cell burner boiler	Dry Sorbent Injection	Low NOx Cell Burner|Selective Catalytic Reduction	Baghouse	Halogenated PAC Sorbent Injection	ARP, CSNOX, CSOSG2E, CSSO2G1, MATS
MI	J H Campbell	1710	2	########	13	0.48	0	0	Measured	0	Calculated	7.488	Measured	0.105	Calculated	1.2	Measured	0.017	Measured	71.232	Measured	Coal	Cell burner boiler	Dry Sorbent Injection	Low NOx Cell Burner|Selective Catalytic Reduction	Baghouse	Halogenated PAC Sorbent Injection	ARP, CSNOX, CSOSG2E, CSSO2G1, MATS
MI	J H Campbell	1710	2	########	14	0.4	0	0	Measured	0	Calculated	0.48	Measured	0.103	Calculated	0	Measured	0.002	Measured	4.68	Measured	Coal	Cell burner boiler	Dry Sorbent Injection	Low NOx Cell Burner|Selective Catalytic Reduction	Baghouse	Halogenated PAC Sorbent Injection	ARP, CSNOX, CSOSG2E, CSSO2G1, MATS
MI	J H Campbell	1710	2	########	15	1	0	0	Measured	0	Calculated	10	Measured	0.104	Calculated	1.1	Measured	0.011	Measured	95.7	Measured	Coal	Cell burner boiler	Dry Sorbent Injection	Low NOx Cell Burner|Selective Catalytic Reduction	Baghouse	Halogenated PAC Sorbent Injection	ARP, CSNOX, CSOSG2E, CSSO2G1, MATS
MI	J H Campbell	1710	2	########	16	0.7	0	0	Measured	0	Calculated	8.54	Measured	0.105	Calculated	1.47	Measured	0.018	Measured	81.55	Measured	Coal	Cell burner boiler	Dry Sorbent Injection	Low NOx Cell Burner|Selective Catalytic Reduction	Baghouse	Halogenated PAC Sorbent Injection	ARP, CSNOX, CSOSG2E, CSSO2G1, MATS
MI	J H Campbell	1710	2	########	17	0.53	0	0	Measured	0	Calculated	2.014	Measured	0.104	Calculated	0.106	Measured	0.005	Measured	19.398	Measured	Coal	Cell burner boiler	Dry Sorbent Injection	Low NOx Cell Burner|Selective Catalytic Reduction	Baghouse	Halogenated PAC Sorbent Injection	ARP, CSNOX, CSOSG2E, CSSO2G1, MATS
MI	J H Campbell	1710	2	########	18	1	0	4.3	Measured	0.02	Calculated	22.6	Measured	0.105	Calculated	12.5	Measured	0.058	Measured	215.4	Measured	Coal	Cell burner boiler	Dry Sorbent Injection	Low NOx Cell Burner|Selective Catalytic Reduction	Baghouse	Halogenated PAC Sorbent Injection	ARP, CSNOX, CSOSG2E, CSSO2G1, MATS
MI	J H Campbell	1710	2	########	19	1	0	0	Measured	0	Calculated	29.4	Measured	0.105	Calculated	27.2	Measured	0.097	Measured	280.2	Measured	Coal	Cell burner boiler	Dry Sorbent Injection	Low NOx Cell Burner|Selective Catalytic Reduction	Baghouse	Halogenated PAC Sorbent Injection	ARP, CSNOX, CSOSG2E, CSSO2G1, MATS
MI	J H Campbell	1710	2	########	20	1	0	0	Measured	0	Calculated	30.9	Measured	0.105	Calculated	33.9	Measured	0.115	Measured	294.6	Measured	Coal	Cell burner boiler	Dry Sorbent Injection	Low NOx Cell Burner|Selective Catalytic Reduction	Baghouse	Halogenated PAC Sorbent Injection	ARP, CSNOX, CSOSG2E, CSSO2G1, MATS
MI	J H Campbell	1710	2	########	21	1	0	0	Measured	0	Calculated	31.1	Measured	0.105	Calculated	30.5	Measured	0.103	Measured	296.5	Measured	Coal	Cell burner boiler	Dry Sorbent Injection	Low NOx Cell Burner|Selective Catalytic Reduction	Baghouse	Halogenated PAC Sorbent Injection	ARP, CSNOX, CSOSG2E, CSSO2G1, MATS
MI	J H Campbell	1710	2	########	22	1	0	0	Measured	0	Calculated	32.4	Measured	0.105	Calculated	33.4	Measured	0.108	Measured	309.2	Measured	Coal	Cell burner boiler	Dry Sorbent Injection	Low NOx Cell Burner|Selective Catalytic Reduction	Baghouse	Halogenated PAC Sorbent Injection	ARP, CSNOX, CSOSG2E, CSSO2G1, MATS
MI	J H Campbell	1710	2	########	23	1	0	0	Measured	0	Calculated	32.3	Measured	0.105	Calculated	34.5	Measured	0.112	Measured	308.3	Measured	Coal	Cell burner boiler	Dry Sorbent Injection	Low NOx Cell Burner|Selective Catalytic Reduction	Baghouse	Halogenated PAC Sorbent Injection	ARP, CSNOX, CSOSG2E, CSSO2G1, MATS
MI	J H Campbell	1710	2	########	0	1	0	0	Measured	0	Calculated	35.4	Measured	0.105	Calculated	39.5	Measured	0.117	Measured	337.8	Measured	Coal	Cell burner boiler	Dry Sorbent Injection	Low NOx Cell Burner|Selective Catalytic Reduction	Baghouse	Halogenated PAC Sorbent Injection	ARP, CSNOX, CSOSG2E, CSSO2G1, MATS
MI	J H Campbell	1710	2	########	1	1	0	0	Measured	0	Calculated	32.2	Measured	0.105	Calculated	33.1	Measured	0.108	Measured	306.8	Measured	Coal	Cell burner boiler	Dry Sorbent Injection	Low NOx Cell Burner|Selective Catalytic Reduction	Baghouse	Halogenated PAC Sorbent Injection	ARP, CSNOX, CSOSG2E, CSSO2G1, MATS
MI	J H Campbell	1710	2	########	2	1	0	0	Measured	0	Calculated	30.7	Measured	0.105	Calculated	29.5	Measured	0.101	Measured	292.4	Measured	Coal	Cell burner boiler	Dry Sorbent Injection	Low NOx Cell Burner|Selective Catalytic Reduction	Baghouse	Halogenated PAC Sorbent Injection	ARP, CSNOX, CSOSG2E, CSSO2G1, MATS
MI	J H Campbell	1710	2	########	3	1	1	0	Measured	0	Calculated	40.1	Measured	0.105	Calculated	51.6	Measured	0.135	Measured	382.4	Measured	Coal	Cell burner boiler	Dry Sorbent Injection	Low NOx Cell Burner|Selective Catalytic Reduction	Baghouse	Halogenated PAC Sorbent Injection	ARP, CSNOX, CSOSG2E, CSSO2G1, MATS
MI	J H Campbell	1710	2	########	4	1	16	0.5	Measured	0.001	Calculated	53.2	Measured	0.105	Calculated	89.8	Measured	0.177	Measured	507.4	Measured	Coal	Cell burner boiler	Dry Sorbent Injection	Low NOx Cell Burner|Selective Catalytic Reduction	Baghouse	Halogenated PAC Sorbent Injection	ARP, CSNOX, CSOSG2E, CSSO2G1, MATS
MI	J H Campbell	1710	2	########	5	1	28	5	Measured	0.009	Calculated	60.6	Measured	0.105	Calculated	107.5	Measured	0.186	Measured	578.2	Measured	Coal	Cell burner boiler	Dry Sorbent Injection	Low NOx Cell Burner|Selective Catalytic Reduction	Baghouse	Halogenated PAC Sorbent Injection	ARP, CSNOX, CSOSG2E, CSSO2G1, MATS
MI	J H Campbell	1710	2	########	6	1	35	10.9	Measured	0.018	Calculated	65.3	Measured	0.105	Calculated	121.4	Measured	0.195	Measured	622.5	Measured	Coal	Cell burner boiler	Dry Sorbent Injection	Low NOx Cell Burner|Selective Catalytic Reduction	Baghouse	Halogenated PAC Sorbent Injection	ARP, CSNOX, CSOSG2E, CSSO2G1, MATS
MI	J H Campbell	1710	2	########	7	1	45	26.2	Measured	0.038	Calculated	72.9	Measured	0.105	Calculated	143.8	Measured	0.207	Measured	694.7	Measured	Coal	Cell burner boiler	Dry Sorbent Injection	Low NOx Cell Burner|Selective Catalytic Reduction	Baghouse	Halogenated PAC Sorbent Injection	ARP, CSNOX, CSOSG2E, CSSO2G1, MATS
MI	J H Campbell	1710	2	########	8	1	73	92.7	Measured	0.102	Calculated	95.6	Measured	0.105	Calculated	170.5	Measured	0.187	Measured	911.9	Measured	Coal	Cell burner boiler	Dry Sorbent Injection	Low NOx Cell Burner|Selective Catalytic Reduction	Baghouse	Halogenated PAC Sorbent Injection	ARP, CSNOX, CSOSG2E, CSSO2G1, MATS
MI	J H Campbell	1710	2	########	9	1	114	194.6	Measured	0.162	Calculated	125.6	Measured	0.105	Calculated	216.8	Measured	0.181	Measured	1197.8	Measured	Coal	Cell burner boiler	Dry Sorbent Injection	Low NOx Cell Burner|Selective Catalytic Reduction	Baghouse	Halogenated PAC Sorbent Injection	ARP, CSNOX, CSOSG2E, CSSO2G1, MATS
MI	J H Campbell	1710	2	########	10	1	144	305.3	Measured	0.213	Calculated	150.6	Measured	0.105	Calculated	259.8	Measured	0.181	Measured	1435.6	Measured	Coal	Cell burner boiler	Dry Sorbent Injection	Low NOx Cell Burner|Selective Catalytic Reduction	Baghouse	Halogenated PAC Sorbent Injection	ARP, CSNOX, CSOSG2E, CSSO2G1, MATS
MI	J H Campbell	1710	2	########	11	1	153	542.2	Measured	0.346	Calculated	164.4	Measured	0.105	Calculated	275.9	Measured	0.176	Measured	1567.5	Measured	Coal	Cell burner boiler	Dry Sorbent Injection	Low NOx Cell Burner|Selective Catalytic Reduction	Baghouse	Halogenated PAC Sorbent Injection	ARP, CSNOX, CSOSG2E, CSSO2G1, MATS
MI	J H Campbell	1710	2	########	12	1	163	564.2	Measured	0.338	Calculated	175.2	Measured	0.105	Calculated	317.4	Measured	0.19	Measured	1670.4	Measured	Coal	Cell burner boiler	Dry Sorbent Injection	Low NOx Cell Burner|Selective Catalytic Reduction	Baghouse	Halogenated PAC Sorbent Injection	ARP, CSNOX, CSOSG2E, CSSO2G1, MATS
MI	J H Campbell	1710	2	########	13	1	197	616.1	Measured	0.313	Calculated	206.3	Measured	0.105	Calculated	379.6	Measured	0.193	Measured	1967	Measured	Coal	Cell burner boiler	Dry Sorbent Injection	Low NOx Cell Burner|Selective Catalytic Reduction	Baghouse	Halogenated PAC Sorbent Injection	ARP, CSNOX, CSOSG2E, CSSO2G1, MATS
MI	J H Campbell	1710	2	########	14	1	220	766.1	Measured	0.348	Calculated	231.2	Measured	0.105	Calculated	454.1	Measured	0.206	Measured	2204.6	Measured	Coal	Cell burner boiler	Dry Sorbent Injection	Low NOx Cell Burner|Selective Catalytic Reduction	Baghouse	Halogenated PAC Sorbent Injection	ARP, CSNOX, CSOSG2E, CSSO2G1, MATS
MI	J H Campbell	1710	2	########	15	1	220	732.2	Measured	0.336	Calculated	228.6	Measured	0.105	Calculated	433.7	Measured	0.199	Measured	2179.3	Measured	Coal	Cell burner boiler	Dry Sorbent Injection	Low NOx Cell Burner|Selective Catalytic Reduction	Baghouse	Halogenated PAC Sorbent Injection	ARP, CSNOX, CSOSG2E, CSSO2G1, MATS
MI	J H Campbell	1710	2	########	16	1	219	747.1	Measured	0.347	Calculated	225.7	Measured	0.105	Calculated	436.8	Measured	0.203	Measured	2151.8	Measured	Coal	Cell burner boiler	Dry Sorbent Injection	Low NOx Cell Burner|Selective Catalytic Reduction	Baghouse	Halogenated PAC Sorbent Injection	ARP, CSNOX, CSOSG2E, CSSO2G1, MATS
MI	J H Campbell	1710	2	########	17	1	220	716.5	Measured	0.331	Calculated	227.1	Measured	0.105	Calculated	411.5	Measured	0.19	Measured	2165.6	Measured	Coal	Cell burner boiler	Dry Sorbent Injection	Low NOx Cell Burner|Selective Catalytic Reduction	Baghouse	Halogenated PAC Sorbent Injection	ARP, CSNOX, CSOSG2E, CSSO2G1, MATS
MI	J H Campbell	1710	2	########	18	1	231	778.2	Measured	0.343	Calculated	238	Measured	0.105	Calculated	385.8	Measured	0.17	Measured	2269.3	Measured	Coal	Cell burner boiler	Dry Sorbent Injection	Low NOx Cell Burner|Selective Catalytic Reduction	Baghouse	Halogenated PAC Sorbent Injection	ARP, CSNOX, CSOSG2E, CSSO2G1, MATS
MI	J H Campbell	1710	2	########	19	1	237	829.4	Measured	0.358	Calculated	242.8	Measured	0.105	Calculated	178.3	Measured	0.077	Measured	2315.4	Measured	Coal	Cell burner boiler	Dry Sorbent Injection	Low NOx Cell Burner|Selective Catalytic Reduction	Baghouse	Halogenated PAC Sorbent Injection	ARP, CSNOX, CSOSG2E, CSSO2G1, MATS
MI	J H Campbell	1710	2	########	20	1	238	799.8	Measured	0.346	Calculated	242.4	Measured	0.105	Calculated	120.2	Measured	0.052	Measured	2311	Measured	Coal	Cell burner boiler	Dry Sorbent Injection	Low NOx Cell Burner|Selective Catalytic Reduction	Baghouse	Halogenated PAC Sorbent Injection	ARP, CSNOX, CSOSG2E, CSSO2G1, MATS
MI	J H Campbell	1710	2	########	21	1	238	701.9	Measured	0.304	Calculated	242	Measured	0.105	Calculated	126.9	Measured	0.055	Measured	2307	Measured	Coal	Cell burner boiler	Dry Sorbent Injection	Low NOx Cell Burner|Selective Catalytic Reduction	Baghouse	Halogenated PAC Sorbent Injection	ARP, CSNOX, CSOSG2E, CSSO2G1, MATS
MI	J H Campbell	1710	2	########	22	1	238	676.8	Measured	0.293	Calculated	242.5	Measured	0.105	Calculated	127.2	Measured	0.055	Measured	2312.2	Measured	Coal	Cell burner boiler	Dry Sorbent Injection	Low NOx Cell Burner|Selective Catalytic Reduction	Baghouse	Halogenated PAC Sorbent Injection	ARP, CSNOX, CSOSG2E, CSSO2G1, MATS
MI	J H Campbell	1710	2	########	23	1	239	676.2	Measured	0.291	Calculated	243.3	Measured	0.105	Calculated	129.9	Measured	0.056	Measured	2319.9	Measured	Coal	Cell burner boiler	Dry Sorbent Injection	Low NOx Cell Burner|Selective Catalytic Reduction	Baghouse	Halogenated PAC Sorbent Injection	ARP, CSNOX, CSOSG2E, CSSO2G1, MATS
MI	J H Campbell	1710	2	########	0	1	239	681.2	Measured	0.292	Calculated	244.9	Measured	0.105	Calculated	128.4	Measured	0.055	Measured	2334.6	Measured	Coal	Cell burner boiler	Dry Sorbent Injection	Low NOx Cell Burner|Selective Catalytic Reduction	Baghouse	Halogenated PAC Sorbent Injection	ARP, CSNOX, CSOSG2E, CSSO2G1, MATS
MI	J H Campbell	1710	2	########	1	1	237	699.5	Measured	0.302	Calculated	243.2	Measured	0.105	Calculated	127.6	Measured	0.055	Measured	2319.3	Measured	Coal	Cell burner boiler	Dry Sorbent Injection	Low NOx Cell Burner|Selective Catalytic Reduction	Baghouse	Halogenated PAC Sorbent Injection	ARP, CSNOX, CSOSG2E, CSSO2G1, MATS
MI	J H Campbell	1710	2	########	2	1	238	692.8	Measured	0.298	Calculated	244.1	Measured	0.105	Calculated	130.3	Measured	0.056	Measured	2327.1	Measured	Coal	Cell burner boiler	Dry Sorbent Injection	Low NOx Cell Burner|Selective Catalytic Reduction	Baghouse	Halogenated PAC Sorbent Injection	ARP, CSNOX, CSOSG2E, CSSO2G1, MATS
MI	J H Campbell	1710	2	########	3	1	239	680.5	Measured	0.292	Calculated	244.3	Measured	0.105	Calculated	128.1	Measured	0.055	Measured	2329.7	Measured	Coal	Cell burner boiler	Dry Sorbent Injection	Low NOx Cell Burner|Selective Catalytic Reduction	Baghouse	Halogenated PAC Sorbent Injection	ARP, CSNOX, CSOSG2E, CSSO2G1, MATS
MI	J H Campbell	1710	2	########	4	1	238	673.4	Measured	0.287	Calculated	246.4	Measured	0.105	Calculated	124.5	Measured	0.053	Measured	2349.4	Measured	Coal	Cell burner boiler	Dry Sorbent Injection	Low NOx Cell Burner|Selective Catalytic Reduction	Baghouse	Halogenated PAC Sorbent Injection	ARP, CSNOX, CSOSG2E, CSSO2G1, MATS
MI	J H Campbell	1710	2	########	5	1	237	665.9	Measured	0.289	Calculated	241.5	Measured	0.105	Calculated	124.4	Measured	0.054	Measured	2303.1	Measured	Coal	Cell burner boiler	Dry Sorbent Injection	Low NOx Cell Burner|Selective Catalytic Reduction	Baghouse	Halogenated PAC Sorbent Injection	ARP, CSNOX, CSOSG2E, CSSO2G1, MATS
MI	J H Campbell	1710	2	########	6	1	238	678.9	Measured	0.293	Calculated	242.8	Measured	0.105	Calculated	127.3	Measured	0.055	Measured	2315	Measured	Coal	Cell burner boiler	Dry Sorbent Injection	Low NOx Cell Burner|Selective Catalytic Reduction	Baghouse	Halogenated PAC Sorbent Injection	ARP, CSNOX, CSOSG2E, CSSO2G1, MATS
MI	J H Campbell	1710	2	########	7	1	238	669.1	Measured	0.29	Calculated	242	Measured	0.105	Calculated	168.4	Measured	0.073	Measured	2307	Measured	Coal	Cell burner boiler	Dry Sorbent Injection	Low NOx Cell Burner|Selective Catalytic Reduction	Baghouse	Halogenated PAC Sorbent Injection	ARP, CSNOX, CSOSG2E, CSSO2G1, MATS
MI	J H Campbell	1710	2	########	8	1	238	682.7	Measured	0.295	Calculated	242.3	Measured	0.105	Calculated	127.1	Measured	0.055	Measured	2310.6	Measured	Coal	Cell burner boiler	Dry Sorbent Injection	Low NOx Cell Burner|Selective Catalytic Reduction	Baghouse	Halogenated PAC Sorbent Injection	ARP, CSNOX, CSOSG2E, CSSO2G1, MATS
MI	J H Campbell	1710	2	########	9	1	239	654.3	Measured	0.282	Calculated	243.2	Measured	0.105	Calculated	211	Measured	0.091	Measured	2318.8	Measured	Coal	Cell burner boiler	Dry Sorbent Injection	Low NOx Cell Burner|Selective Catalytic Reduction	Baghouse	Halogenated PAC Sorbent Injection	ARP, CSNOX, CSOSG2E, CSSO2G1, MATS
MI	J H Campbell	1710	2	########	10	1	238	627.6	Measured	0.275	Calculated	239.4	Measured	0.105	Calculated	137	Measured	0.06	Measured	2282.9	Measured	Coal	Cell burner boiler	Dry Sorbent Injection	Low NOx Cell Burner|Selective Catalytic Reduction	Baghouse	Halogenated PAC Sorbent Injection	ARP, CSNOX, CSOSG2E, CSSO2G1, MATS
MI	J H Campbell	1710	2	########	11	1	238	599.5	Measured	0.262	Calculated	240.4	Measured	0.105	Calculated	107.7	Measured	0.047	Measured	2292.1	Measured	Coal	Cell burner boiler	Dry Sorbent Injection	Low NOx Cell Burner|Selective Catalytic Reduction	Baghouse	Halogenated PAC Sorbent Injection	ARP, CSNOX, CSOSG2E, CSSO2G1, MATS
MI	J H Campbell	1710	2	########	12	1	238	589.1	Measured	0.257	Calculated	240	Measured	0.105	Calculated	112.1	Measured	0.049	Measured	2288.6	Measured	Coal	Cell burner boiler	Dry Sorbent Injection	Low NOx Cell Burner|Selective Catalytic Reduction	Baghouse	Halogenated PAC Sorbent Injection	ARP, CSNOX, CSOSG2E, CSSO2G1, MATS
MI	J H Campbell	1710	2	########	13	1	238	584.5	Measured	0.256	Calculated	239.4	Measured	0.105	Calculated	121	Measured	0.053	Measured	2282.8	Measured	Coal	Cell burner boiler	Dry Sorbent Injection	Low NOx Cell Burner|Selective Catalytic Reduction	Baghouse	Halogenated PAC Sorbent Injection	ARP, CSNOX, CSOSG2E, CSSO2G1, MATS
MI	J H Campbell	1710	2	########	14	1	238	591.5	Measured	0.258	Calculated	240.3	Measured	0.105	Calculated	121.4	Measured	0.053	Measured	2291.4	Measured	Coal	Cell burner boiler	Dry Sorbent Injection	Low NOx Cell Burner|Selective Catalytic Reduction	Baghouse	Halogenated PAC Sorbent Injection	ARP, CSNOX, CSOSG2E, CSSO2G1, MATS
MI	J H Campbell	1710	2	########	15	1	229	559.5	Measured	0.252	Calculated	232.5	Measured	0.105	Calculated	110.8	Measured	0.05	Measured	2216.5	Measured	Coal	Cell burner boiler	Dry Sorbent Injection	Low NOx Cell Burner|Selective Catalytic Reduction	Baghouse	Halogenated PAC Sorbent Injection	ARP, CSNOX, CSOSG2E, CSSO2G1, MATS
MI	J H Campbell	1710	2	########	16	1	138	425.4	Measured	0.292	Calculated	152.7	Measured	0.105	Calculated	77.2	Measured	0.053	Measured	1455.9	Measured	Coal	Cell burner boiler	Dry Sorbent Injection	Low NOx Cell Burner|Selective Catalytic Reduction	Baghouse	Halogenated PAC Sorbent Injection	ARP, CSNOX, CSOSG2E, CSSO2G1, MATS
MI	J H Campbell	1710	2	########	17	1	119	351.1	Measured	0.275	Calculated	133.8	Measured	0.105	Calculated	72.7	Measured	0.057	Measured	1275.6	Measured	Coal	Cell burner boiler	Dry Sorbent Injection	Low NOx Cell Burner|Selective Catalytic Reduction	Baghouse	Halogenated PAC Sorbent Injection	ARP, CSNOX, CSOSG2E, CSSO2G1, MATS
MI	J H Campbell	1710	2	########	18	1	120	308.7	Measured	0.24	Calculated	134.8	Measured	0.105	Calculated	72	Measured	0.056	Measured	1285.6	Measured	Coal	Cell burner boiler	Dry Sorbent Injection	Low NOx Cell Burner|Selective Catalytic Reduction	Baghouse	Halogenated PAC Sorbent Injection	ARP, CSNOX, CSOSG2E, CSSO2G1, MATS
MI	J H Campbell	1710	2	########	19	1	120	336.2	Measured	0.261	Calculated	135.3	Measured	0.105	Calculated	73.5	Measured	0.057	Measured	1289.6	Measured	Coal	Cell burner boiler	Dry Sorbent Injection	Low NOx Cell Burner|Selective Catalytic Reduction	Baghouse	Halogenated PAC Sorbent Injection	ARP, CSNOX, CSOSG2E, CSSO2G1, MATS
MI	J H Campbell	1710	2	########	20	1	120	326.2	Measured	0.25	Calculated	136.7	Measured	0.105	Calculated	73	Measured	0.056	Measured	1303	Measured	Coal	Cell burner boiler	Dry Sorbent Injection	Low NOx Cell Burner|Selective Catalytic Reduction	Baghouse	Halogenated PAC Sorbent Injection	ARP, CSNOX, CSOSG2E, CSSO2G1, MATS
MI	J H Campbell	1710	2	########	21	1	120	338.2	Measured	0.262	Calculated	135.1	Measured	0.105	Calculated	73.4	Measured	0.057	Measured	1288.5	Measured	Coal	Cell burner boiler	Dry Sorbent Injection	Low NOx Cell Burner|Selective Catalytic Reduction	Baghouse	Halogenated PAC Sorbent Injection	ARP, CSNOX, CSOSG2E, CSSO2G1, MATS
MI	J H Campbell	1710	2	########	22	1	117	359.3	Measured	0.281	Calculated	133.9	Measured	0.105	Calculated	74.1	Measured	0.058	Measured	1277	Measured	Coal	Cell burner boiler	Dry Sorbent Injection	Low NOx Cell Burner|Selective Catalytic Reduction	Baghouse	Halogenated PAC Sorbent Injection	ARP, CSNOX, CSOSG2E, CSSO2G1, MATS
MI	J H Campbell	1710	2	########	23	1	118	323.5	Measured	0.253	Calculated	133.9	Measured	0.105	Calculated	81.7	Measured	0.064	Measured	1277.1	Measured	Coal	Cell burner boiler	Dry Sorbent Injection	Low NOx Cell Burner|Selective Catalytic Reduction	Baghouse	Halogenated PAC Sorbent Injection	ARP, CSNOX, CSOSG2E, CSSO2G1, MATS
MI	J H Campbell	1710	2	########	0	1	116	369.4	Measured	0.291	Calculated	133	Measured	0.105	Calculated	65.9	Measured	0.052	Measured	1268.1	Measured	Coal	Cell burner boiler	Dry Sorbent Injection	Low NOx Cell Burner|Selective Catalytic Reduction	Baghouse	Halogenated PAC Sorbent Injection	ARP, CSNOX, CSOSG2E, CSSO2G1, MATS
MI	J H Campbell	1710	2	########	1	1	117	285.4	Measured	0.225	Calculated	133.2	Measured	0.105	Calculated	71.1	Measured	0.056	Measured	1270	Measured	Coal	Cell burner boiler	Dry Sorbent Injection	Low NOx Cell Burner|Selective Catalytic Reduction	Baghouse	Halogenated PAC Sorbent Injection	ARP, CSNOX, CSOSG2E, CSSO2G1, MATS
MI	J H Campbell	1710	2	########	2	1	117	338.5	Measured	0.267	Calculated	133	Measured	0.105	Calculated	71	Measured	0.056	Measured	1268.2	Measured	Coal	Cell burner boiler	Dry Sorbent Injection	Low NOx Cell Burner|Selective Catalytic Reduction	Baghouse	Halogenated PAC Sorbent Injection	ARP, CSNOX, CSOSG2E, CSSO2G1, MATS
MI	J H Campbell	1710	2	########	3	1	117	326.6	Measured	0.255	Calculated	134.3	Measured	0.105	Calculated	74.2	Measured	0.058	Measured	1280.1	Measured	Coal	Cell burner boiler	Dry Sorbent Injection	Low NOx Cell Burner|Selective Catalytic Reduction	Baghouse	Halogenated PAC Sorbent Injection	ARP, CSNOX, CSOSG2E, CSSO2G1, MATS
MI	J H Campbell	1710	2	########	4	1	117	390.9	Measured	0.303	Calculated	135.2	Measured	0.105	Calculated	72.2	Measured	0.056	Measured	1288.8	Measured	Coal	Cell burner boiler	Dry Sorbent Injection	Low NOx Cell Burner|Selective Catalytic Reduction	Baghouse	Halogenated PAC Sorbent Injection	ARP, CSNOX, CSOSG2E, CSSO2G1, MATS
MI	J H Campbell	1710	2	########	5	1	117	258.8	Measured	0.204	Calculated	132.8	Measured	0.105	Calculated	70.9	Measured	0.056	Measured	1266.7	Measured	Coal	Cell burner boiler	Dry Sorbent Injection	Low NOx Cell Burner|Selective Catalytic Reduction	Baghouse	Halogenated PAC Sorbent Injection	ARP, CSNOX, CSOSG2E, CSSO2G1, MATS
MI	J H Campbell	1710	2	########	6	1	117	299.7	Measured	0.234	Calculated	134.4	Measured	0.105	Calculated	71.7	Measured	0.056	Measured	1281.2	Measured	Coal	Cell burner boiler	Dry Sorbent Injection	Low NOx Cell Burner|Selective Catalytic Reduction	Baghouse	Halogenated PAC Sorbent Injection	ARP, CSNOX, CSOSG2E, CSSO2G1, MATS
MI	J H Campbell	1710	2	########	7	1	117	376.4	Measured	0.295	Calculated	133.8	Measured	0.105	Calculated	72.7	Measured	0.057	Measured	1276	Measured	Coal	Cell burner boiler	Dry Sorbent Injection	Low NOx Cell Burner|Selective Catalytic Reduction	Baghouse	Halogenated PAC Sorbent Injection	ARP, CSNOX, CSOSG2E, CSSO2G1, MATS
MI	J H Campbell	1710	2	########	8	1	117	307.2	Measured	0.241	Calculated	133.4	Measured	0.105	Calculated	71.2	Measured	0.056	Measured	1272.2	Measured	Coal	Cell burner boiler	Dry Sorbent Injection	Low NOx Cell Burner|Selective Catalytic Reduction	Baghouse	Halogenated PAC Sorbent Injection	ARP, CSNOX, CSOSG2E, CSSO2G1, MATS
MI	J H Campbell	1710	2	########	9	1	117	324	Measured	0.256	Calculated	132.9	Measured	0.105	Calculated	71	Measured	0.056	Measured	1267.6	Measured	Coal	Cell burner boiler	Dry Sorbent Injection	Low NOx Cell Burner|Selective Catalytic Reduction	Baghouse	Halogenated PAC Sorbent Injection	ARP, CSNOX, CSOSG2E, CSSO2G1, MATS
MI	J H Campbell	1710	2	########	10	1	118	340.5	Measured	0.266	Calculated	134.1	Measured	0.105	Calculated	71.6	Measured	0.056	Measured	1278.9	Measured	Coal	Cell burner boiler	Dry Sorbent Injection	Low NOx Cell Burner|Selective Catalytic Reduction	Baghouse	Halogenated PAC Sorbent Injection	ARP, CSNOX, CSOSG2E, CSSO2G1, MATS
MI	J H Campbell	1710	2	########	11	1	116	320.3	Measured	0.255	Calculated	131.8	Measured	0.105	Calculated	71.6	Measured	0.057	Measured	1256.6	Measured	Coal	Cell burner boiler	Dry Sorbent Injection	Low NOx Cell Burner|Selective Catalytic Reduction	Baghouse	Halogenated PAC Sorbent Injection	ARP, CSNOX, CSOSG2E, CSSO2G1, MATS
MI	J H Campbell	1710	2	########	12	1	117	323.4	Measured	0.256	Calculated	132.4	Measured	0.105	Calculated	68.2	Measured	0.054	Measured	1

MI	J H Campbell	1710	2	########	8	0	Coal	Cell burner boiler	Dry Sorbent Injection	Low NOx Cell Burner|Selective Catalytic Reduction	Baghouse	Halogenated PAC Sorbent Injection	ARP, CSNOX, CSOSG2E, CSSO2G1, MATS
MI	J H Campbell	1710	2	########	9	0	Coal	Cell burner boiler	Dry Sorbent Injection	Low NOx Cell Burner|Selective Catalytic Reduction	Baghouse	Halogenated PAC Sorbent Injection	ARP, CSNOX, CSOSG2E, CSSO2G1, MATS
MI	J H Campbell	1710	2	########	10	0	Coal	Cell burner boiler	Dry Sorbent Injection	Low NOx Cell Burner|Selective Catalytic Reduction	Baghouse	Halogenated PAC Sorbent Injection	ARP, CSNOX, CSOSG2E, CSSO2G1, MATS
MI	J H Campbell	1710	2	########	11	0	Coal	Cell burner boiler	Dry Sorbent Injection	Low NOx Cell Burner|Selective Catalytic Reduction	Baghouse	Halogenated PAC Sorbent Injection	ARP, CSNOX, CSOSG2E, CSSO2G1, MATS
MI	J H Campbell	1710	2	########	12	0	Coal	Cell burner boiler	Dry Sorbent Injection	Low NOx Cell Burner|Selective Catalytic Reduction	Baghouse	Halogenated PAC Sorbent Injection	ARP, CSNOX, CSOSG2E, CSSO2G1, MATS
MI	J H Campbell	1710	2	########	13	0	Coal	Cell burner boiler	Dry Sorbent Injection	Low NOx Cell Burner|Selective Catalytic Reduction	Baghouse	Halogenated PAC Sorbent Injection	ARP, CSNOX, CSOSG2E, CSSO2G1, MATS
MI	J H Campbell	1710	2	########	14	0	Coal	Cell burner boiler	Dry Sorbent Injection	Low NOx Cell Burner|Selective Catalytic Reduction	Baghouse	Halogenated PAC Sorbent Injection	ARP, CSNOX, CSOSG2E, CSSO2G1, MATS
MI	J H Campbell	1710	2	########	15	0	Coal	Cell burner boiler	Dry Sorbent Injection	Low NOx Cell Burner|Selective Catalytic Reduction	Baghouse	Halogenated PAC Sorbent Injection	ARP, CSNOX, CSOSG2E, CSSO2G1, MATS
MI	J H Campbell	1710	2	########	16	0	Coal	Cell burner boiler	Dry Sorbent Injection	Low NOx Cell Burner|Selective Catalytic Reduction	Baghouse	Halogenated PAC Sorbent Injection	ARP, CSNOX, CSOSG2E, CSSO2G1, MATS
MI	J H Campbell	1710	2	########	17	0	Coal	Cell burner boiler	Dry Sorbent Injection	Low NOx Cell Burner|Selective Catalytic Reduction	Baghouse	Halogenated PAC Sorbent Injection	ARP, CSNOX, CSOSG2E, CSSO2G1, MATS
MI	J H Campbell	1710	2	########	18	0	Coal	Cell burner boiler	Dry Sorbent Injection	Low NOx Cell Burner|Selective Catalytic Reduction	Baghouse	Halogenated PAC Sorbent Injection	ARP, CSNOX, CSOSG2E, CSSO2G1, MATS
MI	J H Campbell	1710	2	########	19	0	Coal	Cell burner boiler	Dry Sorbent Injection	Low NOx Cell Burner|Selective Catalytic Reduction	Baghouse	Halogenated PAC Sorbent Injection	ARP, CSNOX, CSOSG2E, CSSO2G1, MATS
MI	J H Campbell	1710	2	########	20	0	Coal	Cell burner boiler	Dry Sorbent Injection	Low NOx Cell Burner|Selective Catalytic Reduction	Baghouse	Halogenated PAC Sorbent Injection	ARP, CSNOX, CSOSG2E, CSSO2G1, MATS
MI	J H Campbell	1710	2	########	21	0	Coal	Cell burner boiler	Dry Sorbent Injection	Low NOx Cell Burner|Selective Catalytic Reduction	Baghouse	Halogenated PAC Sorbent Injection	ARP, CSNOX, CSOSG2E, CSSO2G1, MATS
MI	J H Campbell	1710	2	########	22	0	Coal	Cell burner boiler	Dry Sorbent Injection	Low NOx Cell Burner|Selective Catalytic Reduction	Baghouse	Halogenated PAC Sorbent Injection	ARP, CSNOX, CSOSG2E, CSSO2G1, MATS
MI	J H Campbell	1710	2	########	23	0	Coal	Cell burner boiler	Dry Sorbent Injection	Low NOx Cell Burner|Selective Catalytic Reduction	Baghouse	Halogenated PAC Sorbent Injection	ARP, CSNOX, CSOSG2E, CSSO2G1, MATS
MI	J H Campbell	1710	2	########	0	0	Coal	Cell burner boiler	Dry Sorbent Injection	Low NOx Cell Burner|Selective Catalytic Reduction	Baghouse	Halogenated PAC Sorbent Injection	ARP, CSNOX, CSOSG2E, CSSO2G1, MATS
MI	J H Campbell	1710	2	########	1	0	Coal	Cell burner boiler	Dry Sorbent Injection	Low NOx Cell Burner|Selective Catalytic Reduction	Baghouse	Halogenated PAC Sorbent Injection	ARP, CSNOX, CSOSG2E, CSSO2G1, MATS
MI	J H Campbell	1710	2	########	2	0	Coal	Cell burner boiler	Dry Sorbent Injection	Low NOx Cell Burner|Selective Catalytic Reduction	Baghouse	Halogenated PAC Sorbent Injection	ARP, CSNOX, CSOSG2E, CSSO2G1, MATS
MI	J H Campbell	1710	2	########	3	0	Coal	Cell burner boiler	Dry Sorbent Injection	Low NOx Cell Burner|Selective Catalytic Reduction	Baghouse	Halogenated PAC Sorbent Injection	ARP, CSNOX, CSOSG2E, CSSO2G1, MATS
MI	J H Campbell	1710	2	########	4	0	Coal	Cell burner boiler	Dry Sorbent Injection	Low NOx Cell Burner|Selective Catalytic Reduction	Baghouse	Halogenated PAC Sorbent Injection	ARP, CSNOX, CSOSG2E, CSSO2G1, MATS
MI	J H Campbell	1710	2	########	5	0	Coal	Cell burner boiler	Dry Sorbent Injection	Low NOx Cell Burner|Selective Catalytic Reduction	Baghouse	Halogenated PAC Sorbent Injection	ARP, CSNOX, CSOSG2E, CSSO2G1, MATS
MI	J H Campbell	1710	2	########	6	0	Coal	Cell burner boiler	Dry Sorbent Injection	Low NOx Cell Burner|Selective Catalytic Reduction	Baghouse	Halogenated PAC Sorbent Injection	ARP, CSNOX, CSOSG2E, CSSO2G1, MATS
MI	J H Campbell	1710	2	########	7	0	Coal	Cell burner boiler	Dry Sorbent Injection	Low NOx Cell Burner|Selective Catalytic Reduction	Baghouse	Halogenated PAC Sorbent Injection	ARP, CSNOX, CSOSG2E, CSSO2G1, MATS
MI	J H Campbell	1710	2	########	8	0	Coal	Cell burner boiler	Dry Sorbent Injection	Low NOx Cell Burner|Selective Catalytic Reduction	Baghouse	Halogenated PAC Sorbent Injection	ARP, CSNOX, CSOSG2E, CSSO2G1, MATS
MI	J H Campbell	1710	2	########	9	0	Coal	Cell burner boiler	Dry Sorbent Injection	Low NOx Cell Burner|Selective Catalytic Reduction	Baghouse	Halogenated PAC Sorbent Injection	ARP, CSNOX, CSOSG2E, CSSO2G1, MATS
MI	J H Campbell	1710	2	########	10	0	Coal	Cell burner boiler	Dry Sorbent Injection	Low NOx Cell Burner|Selective Catalytic Reduction	Baghouse	Halogenated PAC Sorbent Injection	ARP, CSNOX, CSOSG2E, CSSO2G1, MATS
MI	J H Campbell	1710	2	########	11	0	Coal	Cell burner boiler	Dry Sorbent Injection	Low NOx Cell Burner|Selective Catalytic Reduction	Baghouse	Halogenated PAC Sorbent Injection	ARP, CSNOX, CSOSG2E, CSSO2G1, MATS
MI	J H Campbell	1710	2	########	12	0	Coal	Cell burner boiler	Dry Sorbent Injection	Low NOx Cell Burner|Selective Catalytic Reduction	Baghouse	Halogenated PAC Sorbent Injection	ARP, CSNOX, CSOSG2E, CSSO2G1, MATS
MI	J H Campbell	1710	2	########	13	0	Coal	Cell burner boiler	Dry Sorbent Injection	Low NOx Cell Burner|Selective Catalytic Reduction	Baghouse	Halogenated PAC Sorbent Injection	ARP, CSNOX, CSOSG2E, CSSO2G1, MATS
MI	J H Campbell	1710	2	########	14	0	Coal	Cell burner boiler	Dry Sorbent Injection	Low NOx Cell Burner|Selective Catalytic Reduction	Baghouse	Halogenated PAC Sorbent Injection	ARP, CSNOX, CSOSG2E, CSSO2G1, MATS
MI	J H Campbell	1710	2	########	15	0	Coal	Cell burner boiler	Dry Sorbent Injection	Low NOx Cell Burner|Selective Catalytic Reduction	Baghouse	Halogenated PAC Sorbent Injection	ARP, CSNOX, CSOSG2E, CSSO2G1, MATS
MI	J H Campbell	1710	2	########	16	0	Coal	Cell burner boiler	Dry Sorbent Injection	Low NOx Cell Burner|Selective Catalytic Reduction	Baghouse	Halogenated PAC Sorbent Injection	ARP, CSNOX, CSOSG2E, CSSO2G1, MATS
MI	J H Campbell	1710	2	########	17	0	Coal	Cell burner boiler	Dry Sorbent Injection	Low NOx Cell Burner|Selective Catalytic Reduction	Baghouse	Halogenated PAC Sorbent Injection	ARP, CSNOX, CSOSG2E, CSSO2G1, MATS
MI	J H Campbell	1710	2	########	18	0	Coal	Cell burner boiler	Dry Sorbent Injection	Low NOx Cell Burner|Selective Catalytic Reduction	Baghouse	Halogenated PAC Sorbent Injection	ARP, CSNOX, CSOSG2E, CSSO2G1, MATS
MI	J H Campbell	1710	2	########	19	0	Coal	Cell burner boiler	Dry Sorbent Injection	Low NOx Cell Burner|Selective Catalytic Reduction	Baghouse	Halogenated PAC Sorbent Injection	ARP, CSNOX, CSOSG2E, CSSO2G1, MATS
MI	J H Campbell	1710	2	########	20	0	Coal	Cell burner boiler	Dry Sorbent Injection	Low NOx Cell Burner|Selective Catalytic Reduction	Baghouse	Halogenated PAC Sorbent Injection	ARP, CSNOX, CSOSG2E, CSSO2G1, MATS
MI	J H Campbell	1710	2	########	21	0	Coal	Cell burner boiler	Dry Sorbent Injection	Low NOx Cell Burner|Selective Catalytic Reduction	Baghouse	Halogenated PAC Sorbent Injection	ARP, CSNOX, CSOSG2E, CSSO2G1, MATS
MI	J H Campbell	1710	2	########	22	0	Coal	Cell burner boiler	Dry Sorbent Injection	Low NOx Cell Burner|Selective Catalytic Reduction	Baghouse	Halogenated PAC Sorbent Injection	ARP, CSNOX, CSOSG2E, CSSO2G1, MATS
MI	J H Campbell	1710	2	########	23	0	Coal	Cell burner boiler	Dry Sorbent Injection	Low NOx Cell Burner|Selective Catalytic Reduction	Baghouse	Halogenated PAC Sorbent Injection	ARP, CSNOX, CSOSG2E, CSSO2G1, MATS
MI	J H Campbell	1710	2	########	0	0	Coal	Cell burner boiler	Dry Sorbent Injection	Low NOx Cell Burner|Selective Catalytic Reduction	Baghouse	Halogenated PAC Sorbent Injection	ARP, CSNOX, CSOSG2E, CSSO2G1, MATS
MI	J H Campbell	1710	2	########	1	0	Coal	Cell burner boiler	Dry Sorbent Injection	Low NOx Cell Burner|Selective Catalytic Reduction	Baghouse	Halogenated PAC Sorbent Injection	ARP, CSNOX, CSOSG2E, CSSO2G1, MATS
MI	J H Campbell	1710	2	########	2	0	Coal	Cell burner boiler	Dry Sorbent Injection	Low NOx Cell Burner|Selective Catalytic Reduction	Baghouse	Halogenated PAC Sorbent Injection	ARP, CSNOX, CSOSG2E, CSSO2G1, MATS
MI	J H Campbell	1710	2	########	3	0	Coal	Cell burner boiler	Dry Sorbent Injection	Low NOx Cell Burner|Selective Catalytic Reduction	Baghouse	Halogenated PAC Sorbent Injection	ARP, CSNOX, CSOSG2E, CSSO2G1, MATS
MI	J H Campbell	1710	2	########	4	0	Coal	Cell burner boiler	Dry Sorbent Injection	Low NOx Cell Burner|Selective Catalytic Reduction	Baghouse	Halogenated PAC Sorbent Injection	ARP, CSNOX, CSOSG2E, CSSO2G1, MATS
MI	J H Campbell	1710	2	########	5	0	Coal	Cell burner boiler	Dry Sorbent Injection	Low NOx Cell Burner|Selective Catalytic Reduction	Baghouse	Halogenated PAC Sorbent Injection	ARP, CSNOX, CSOSG2E, CSSO2G1, MATS
MI	J H Campbell	1710	2	########	6	0	Coal	Cell burner boiler	Dry Sorbent Injection	Low NOx Cell Burner|Selective Catalytic Reduction	Baghouse	Halogenated PAC Sorbent Injection	ARP, CSNOX, CSOSG2E, CSSO2G1, MATS
MI	J H Campbell	1710	2	########	7	0	Coal	Cell burner boiler	Dry Sorbent Injection	Low NOx Cell Burner|Selective Catalytic Reduction	Baghouse	Halogenated PAC Sorbent Injection	ARP, CSNOX, CSOSG2E, CSSO2G1, MATS
MI	J H Campbell	1710	2	########	8	0	Coal	Cell burner boiler	Dry Sorbent Injection	Low NOx Cell Burner|Selective Catalytic Reduction	Baghouse	Halogenated PAC Sorbent Injection	ARP, CSNOX, CSOSG2E, CSSO2G1, MATS
MI	J H Campbell	1710	2	########	9	0	Coal	Cell burner boiler	Dry Sorbent Injection	Low NOx Cell Burner|Selective Catalytic Reduction	Baghouse	Halogenated PAC Sorbent Injection	ARP, CSNOX, CSOSG2E, CSSO2G1, MATS
MI	J H Campbell	1710	2	########	10	0	Coal	Cell burner boiler	Dry Sorbent Injection	Low NOx Cell Burner|Selective Catalytic Reduction	Baghouse	Halogenated PAC Sorbent Injection	ARP, CSNOX, CSOSG2E, CSSO2G1, MATS
MI	J H Campbell	1710	2	########	11	0	Coal	Cell burner boiler	Dry Sorbent Injection	Low NOx Cell Burner|Selective Catalytic Reduction	Baghouse	Halogenated PAC Sorbent Injection	ARP, CSNOX, CSOSG2E, CSSO2G1, MATS
MI	J H Campbell	1710	2	########	12	0	Coal	Cell burner boiler	Dry Sorbent Injection	Low NOx Cell Burner|Selective Catalytic Reduction	Baghouse	Halogenated PAC Sorbent Injection	ARP, CSNOX, CSOSG2E, CSSO2G1, MATS
MI	J H Campbell	1710	2	########	13	0	Coal	Cell burner boiler	Dry Sorbent Injection	Low NOx Cell Burner|Selective Catalytic Reduction	Baghouse	Halogenated PAC Sorbent Injection	ARP, CSNOX, CSOSG2E, CSSO2G1, MATS
MI	J H Campbell	1710	2	########	14	0	Coal	Cell burner boiler	Dry Sorbent Injection	Low NOx Cell Burner|Selective Catalytic Reduction	Baghouse	Halogenated PAC Sorbent Injection	ARP, CSNOX, CSOSG2E, CSSO2G1, MATS
MI	J H Campbell	1710	2	########	15	0	Coal	Cell burner boiler	Dry Sorbent Injection	Low NOx Cell Burner|Selective Catalytic Reduction	Baghouse	Halogenated PAC Sorbent Injection	ARP, CSNOX, CSOSG2E, CSSO2G1, MATS
MI	J H Campbell	1710	2	########	16	0	Coal	Cell burner boiler	Dry Sorbent Injection	Low NOx Cell Burner|Selective Catalytic Reduction	Baghouse	Halogenated PAC Sorbent Injection	ARP, CSNOX, CSOSG2E, CSSO2G1, MATS
MI	J H Campbell	1710	2	########	17	0	Coal	Cell burner boiler	Dry Sorbent Injection	Low NOx Cell Burner|Selective Catalytic Reduction	Baghouse	Halogenated PAC Sorbent Injection	ARP, CSNOX, CSOSG2E, CSSO2G1, MATS
MI	J H Campbell	1710	2	########	18	0	Coal	Cell burner boiler	Dry Sorbent Injection	Low NOx Cell Burner|Selective Catalytic Reduction	Baghouse	Halogenated PAC Sorbent Injection	ARP, CSNOX, CSOSG2E, CSSO2G1, MATS
MI	J H Campbell	1710	2	########	19	0	Coal	Cell burner boiler	Dry Sorbent Injection	Low NOx Cell Burner|Selective Catalytic Reduction	Baghouse	Halogenated PAC Sorbent Injection	ARP, CSNOX, CSOSG2E, CSSO2G1, MATS
MI	J H Campbell	1710	2	########	20	0	Coal	Cell burner boiler	Dry Sorbent Injection	Low NOx Cell Burner|Selective Catalytic Reduction	Baghouse	Halogenated PAC Sorbent Injection	ARP, CSNOX, CSOSG2E, CSSO2G1, MATS
MI	J H Campbell	1710	2	########	21	0	Coal	Cell burner boiler	Dry Sorbent Injection	Low NOx Cell Burner|Selective Catalytic Reduction	Baghouse	Halogenated PAC Sorbent Injection	ARP, CSNOX, CSOSG2E, CSSO2G1, MATS
MI	J H Campbell	1710	2	########	22	0	Coal	Cell burner boiler	Dry Sorbent Injection	Low NOx Cell Burner|Selective Catalytic Reduction	Baghouse	Halogenated PAC Sorbent Injection	ARP, CSNOX, CSOSG2E, CSSO2G1, MATS
MI	J H Campbell	1710	2	########	23	0	Coal	Cell burner boiler	Dry Sorbent Injection	Low NOx Cell Burner|Selective Catalytic Reduction	Baghouse	Halogenated PAC Sorbent Injection	ARP, CSNOX, CSOSG2E, CSSO2G1, MATS
MI	J H Campbell	1710	2	########	0	0	Coal	Cell burner boiler	Dry Sorbent Injection	Low NOx Cell Burner|Selective Catalytic Reduction	Baghouse	Halogenated PAC Sorbent Injection	ARP, CSNOX, CSOSG2E, CSSO2G1, MATS
MI	J H Campbell	1710	2	########	1	0	Coal	Cell burner boiler	Dry Sorbent Injection	Low NOx Cell Burner|Selective Catalytic Reduction	Baghouse	Halogenated PAC Sorbent Injection	ARP, CSNOX, CSOSG2E, CSSO2G1, MATS
MI	J H Campbell	1710	2	########	2	0	Coal	Cell burner boiler	Dry Sorbent Injection	Low NOx Cell Burner|Selective Catalytic Reduction	Baghouse	Halogenated PAC Sorbent Injection	ARP, CSNOX, CSOSG2E, CSSO2G1, MATS
MI	J H Campbell	1710	2	########	3	0	Coal	Cell burner boiler	Dry Sorbent Injection	Low NOx Cell Burner|Selective Catalytic Reduction	Baghouse	Halogenated PAC Sorbent Injection	ARP, CSNOX, CSOSG2E, CSSO2G1, MATS
MI	J H Campbell	1710	2	########	4	0	Coal	Cell burner boiler	Dry Sorbent Injection	Low NOx Cell Burner|Selective Catalytic Reduction	Baghouse	Halogenated PAC Sorbent Injection	ARP, CSNOX, CSOSG2E, CSSO2G1, MATS
MI	J H Campbell	1710	2	########	5	0	Coal	Cell burner boiler	Dry Sorbent Injection	Low NOx Cell Burner|Selective Catalytic Reduction	Baghouse	Halogenated PAC Sorbent Injection	ARP, CSNOX, CSOSG2E, CSSO2G1, MATS
MI	J H Campbell	1710	2	########	6	0	Coal	Cell burner boiler	Dry Sorbent Injection	Low NOx Cell Burner|Selective Catalytic Reduction	Baghouse	Halogenated PAC Sorbent Injection	ARP, CSNOX, CSOSG2E, CSSO2G1, MATS

MI	J H Campbell	1710	2	########	7	0	Coal	Cell burner boiler	Dry Sorbent Injection	Low NOx Cell Burner|Selective Catalytic Reduction	Baghouse	Halogenated PAC Sorbent Injection	ARP, CSNOX, CSOSG2E, CSSO2G1, MATS
MI	J H Campbell	1710	2	########	8	0	Coal	Cell burner boiler	Dry Sorbent Injection	Low NOx Cell Burner|Selective Catalytic Reduction	Baghouse	Halogenated PAC Sorbent Injection	ARP, CSNOX, CSOSG2E, CSSO2G1, MATS
MI	J H Campbell	1710	2	########	9	0	Coal	Cell burner boiler	Dry Sorbent Injection	Low NOx Cell Burner|Selective Catalytic Reduction	Baghouse	Halogenated PAC Sorbent Injection	ARP, CSNOX, CSOSG2E, CSSO2G1, MATS
MI	J H Campbell	1710	2	########	10	0	Coal	Cell burner boiler	Dry Sorbent Injection	Low NOx Cell Burner|Selective Catalytic Reduction	Baghouse	Halogenated PAC Sorbent Injection	ARP, CSNOX, CSOSG2E, CSSO2G1, MATS
MI	J H Campbell	1710	2	########	11	0	Coal	Cell burner boiler	Dry Sorbent Injection	Low NOx Cell Burner|Selective Catalytic Reduction	Baghouse	Halogenated PAC Sorbent Injection	ARP, CSNOX, CSOSG2E, CSSO2G1, MATS
MI	J H Campbell	1710	2	########	12	0	Coal	Cell burner boiler	Dry Sorbent Injection	Low NOx Cell Burner|Selective Catalytic Reduction	Baghouse	Halogenated PAC Sorbent Injection	ARP, CSNOX, CSOSG2E, CSSO2G1, MATS
MI	J H Campbell	1710	2	########	13	0	Coal	Cell burner boiler	Dry Sorbent Injection	Low NOx Cell Burner|Selective Catalytic Reduction	Baghouse	Halogenated PAC Sorbent Injection	ARP, CSNOX, CSOSG2E, CSSO2G1, MATS
MI	J H Campbell	1710	2	########	14	0	Coal	Cell burner boiler	Dry Sorbent Injection	Low NOx Cell Burner|Selective Catalytic Reduction	Baghouse	Halogenated PAC Sorbent Injection	ARP, CSNOX, CSOSG2E, CSSO2G1, MATS
MI	J H Campbell	1710	2	########	15	0	Coal	Cell burner boiler	Dry Sorbent Injection	Low NOx Cell Burner|Selective Catalytic Reduction	Baghouse	Halogenated PAC Sorbent Injection	ARP, CSNOX, CSOSG2E, CSSO2G1, MATS
MI	J H Campbell	1710	2	########	16	0	Coal	Cell burner boiler	Dry Sorbent Injection	Low NOx Cell Burner|Selective Catalytic Reduction	Baghouse	Halogenated PAC Sorbent Injection	ARP, CSNOX, CSOSG2E, CSSO2G1, MATS
MI	J H Campbell	1710	2	########	17	0	Coal	Cell burner boiler	Dry Sorbent Injection	Low NOx Cell Burner|Selective Catalytic Reduction	Baghouse	Halogenated PAC Sorbent Injection	ARP, CSNOX, CSOSG2E, CSSO2G1, MATS
MI	J H Campbell	1710	2	########	18	0	Coal	Cell burner boiler	Dry Sorbent Injection	Low NOx Cell Burner|Selective Catalytic Reduction	Baghouse	Halogenated PAC Sorbent Injection	ARP, CSNOX, CSOSG2E, CSSO2G1, MATS
MI	J H Campbell	1710	2	########	19	0	Coal	Cell burner boiler	Dry Sorbent Injection	Low NOx Cell Burner|Selective Catalytic Reduction	Baghouse	Halogenated PAC Sorbent Injection	ARP, CSNOX, CSOSG2E, CSSO2G1, MATS
MI	J H Campbell	1710	2	########	20	0	Coal	Cell burner boiler	Dry Sorbent Injection	Low NOx Cell Burner|Selective Catalytic Reduction	Baghouse	Halogenated PAC Sorbent Injection	ARP, CSNOX, CSOSG2E, CSSO2G1, MATS
MI	J H Campbell	1710	2	########	21	0	Coal	Cell burner boiler	Dry Sorbent Injection	Low NOx Cell Burner|Selective Catalytic Reduction	Baghouse	Halogenated PAC Sorbent Injection	ARP, CSNOX, CSOSG2E, CSSO2G1, MATS
MI	J H Campbell	1710	2	########	22	0	Coal	Cell burner boiler	Dry Sorbent Injection	Low NOx Cell Burner|Selective Catalytic Reduction	Baghouse	Halogenated PAC Sorbent Injection	ARP, CSNOX, CSOSG2E, CSSO2G1, MATS
MI	J H Campbell	1710	2	########	23	0	Coal	Cell burner boiler	Dry Sorbent Injection	Low NOx Cell Burner|Selective Catalytic Reduction	Baghouse	Halogenated PAC Sorbent Injection	ARP, CSNOX, CSOSG2E, CSSO2G1, MATS
MI	J H Campbell	1710	2	########	0	0	Coal	Cell burner boiler	Dry Sorbent Injection	Low NOx Cell Burner|Selective Catalytic Reduction	Baghouse	Halogenated PAC Sorbent Injection	ARP, CSNOX, CSOSG2E, CSSO2G1, MATS
MI	J H Campbell	1710	2	########	1	0	Coal	Cell burner boiler	Dry Sorbent Injection	Low NOx Cell Burner|Selective Catalytic Reduction	Baghouse	Halogenated PAC Sorbent Injection	ARP, CSNOX, CSOSG2E, CSSO2G1, MATS
MI	J H Campbell	1710	2	########	2	0	Coal	Cell burner boiler	Dry Sorbent Injection	Low NOx Cell Burner|Selective Catalytic Reduction	Baghouse	Halogenated PAC Sorbent Injection	ARP, CSNOX, CSOSG2E, CSSO2G1, MATS
MI	J H Campbell	1710	2	########	3	0	Coal	Cell burner boiler	Dry Sorbent Injection	Low NOx Cell Burner|Selective Catalytic Reduction	Baghouse	Halogenated PAC Sorbent Injection	ARP, CSNOX, CSOSG2E, CSSO2G1, MATS
MI	J H Campbell	1710	2	########	4	0	Coal	Cell burner boiler	Dry Sorbent Injection	Low NOx Cell Burner|Selective Catalytic Reduction	Baghouse	Halogenated PAC Sorbent Injection	ARP, CSNOX, CSOSG2E, CSSO2G1, MATS
MI	J H Campbell	1710	2	########	5	0	Coal	Cell burner boiler	Dry Sorbent Injection	Low NOx Cell Burner|Selective Catalytic Reduction	Baghouse	Halogenated PAC Sorbent Injection	ARP, CSNOX, CSOSG2E, CSSO2G1, MATS
MI	J H Campbell	1710	2	########	6	0	Coal	Cell burner boiler	Dry Sorbent Injection	Low NOx Cell Burner|Selective Catalytic Reduction	Baghouse	Halogenated PAC Sorbent Injection	ARP, CSNOX, CSOSG2E, CSSO2G1, MATS
MI	J H Campbell	1710	2	########	7	0	Coal	Cell burner boiler	Dry Sorbent Injection	Low NOx Cell Burner|Selective Catalytic Reduction	Baghouse	Halogenated PAC Sorbent Injection	ARP, CSNOX, CSOSG2E, CSSO2G1, MATS
MI	J H Campbell	1710	2	########	8	0	Coal	Cell burner boiler	Dry Sorbent Injection	Low NOx Cell Burner|Selective Catalytic Reduction	Baghouse	Halogenated PAC Sorbent Injection	ARP, CSNOX, CSOSG2E, CSSO2G1, MATS
MI	J H Campbell	1710	2	########	9	0	Coal	Cell burner boiler	Dry Sorbent Injection	Low NOx Cell Burner|Selective Catalytic Reduction	Baghouse	Halogenated PAC Sorbent Injection	ARP, CSNOX, CSOSG2E, CSSO2G1, MATS
MI	J H Campbell	1710	2	########	10	0	Coal	Cell burner boiler	Dry Sorbent Injection	Low NOx Cell Burner|Selective Catalytic Reduction	Baghouse	Halogenated PAC Sorbent Injection	ARP, CSNOX, CSOSG2E, CSSO2G1, MATS
MI	J H Campbell	1710	2	########	11	0	Coal	Cell burner boiler	Dry Sorbent Injection	Low NOx Cell Burner|Selective Catalytic Reduction	Baghouse	Halogenated PAC Sorbent Injection	ARP, CSNOX, CSOSG2E, CSSO2G1, MATS
MI	J H Campbell	1710	2	########	12	0	Coal	Cell burner boiler	Dry Sorbent Injection	Low NOx Cell Burner|Selective Catalytic Reduction	Baghouse	Halogenated PAC Sorbent Injection	ARP, CSNOX, CSOSG2E, CSSO2G1, MATS
MI	J H Campbell	1710	2	########	13	0	Coal	Cell burner boiler	Dry Sorbent Injection	Low NOx Cell Burner|Selective Catalytic Reduction	Baghouse	Halogenated PAC Sorbent Injection	ARP, CSNOX, CSOSG2E, CSSO2G1, MATS
MI	J H Campbell	1710	2	########	14	0	Coal	Cell burner boiler	Dry Sorbent Injection	Low NOx Cell Burner|Selective Catalytic Reduction	Baghouse	Halogenated PAC Sorbent Injection	ARP, CSNOX, CSOSG2E, CSSO2G1, MATS
MI	J H Campbell	1710	2	########	15	0	Coal	Cell burner boiler	Dry Sorbent Injection	Low NOx Cell Burner|Selective Catalytic Reduction	Baghouse	Halogenated PAC Sorbent Injection	ARP, CSNOX, CSOSG2E, CSSO2G1, MATS
MI	J H Campbell	1710	2	########	16	0	Coal	Cell burner boiler	Dry Sorbent Injection	Low NOx Cell Burner|Selective Catalytic Reduction	Baghouse	Halogenated PAC Sorbent Injection	ARP, CSNOX, CSOSG2E, CSSO2G1, MATS
MI	J H Campbell	1710	2	########	17	0	Coal	Cell burner boiler	Dry Sorbent Injection	Low NOx Cell Burner|Selective Catalytic Reduction	Baghouse	Halogenated PAC Sorbent Injection	ARP, CSNOX, CSOSG2E, CSSO2G1, MATS
MI	J H Campbell	1710	2	########	18	0	Coal	Cell burner boiler	Dry Sorbent Injection	Low NOx Cell Burner|Selective Catalytic Reduction	Baghouse	Halogenated PAC Sorbent Injection	ARP, CSNOX, CSOSG2E, CSSO2G1, MATS
MI	J H Campbell	1710	2	########	19	0	Coal	Cell burner boiler	Dry Sorbent Injection	Low NOx Cell Burner|Selective Catalytic Reduction	Baghouse	Halogenated PAC Sorbent Injection	ARP, CSNOX, CSOSG2E, CSSO2G1, MATS
MI	J H Campbell	1710	2	########	20	0	Coal	Cell burner boiler	Dry Sorbent Injection	Low NOx Cell Burner|Selective Catalytic Reduction	Baghouse	Halogenated PAC Sorbent Injection	ARP, CSNOX, CSOSG2E, CSSO2G1, MATS
MI	J H Campbell	1710	2	########	21	0	Coal	Cell burner boiler	Dry Sorbent Injection	Low NOx Cell Burner|Selective Catalytic Reduction	Baghouse	Halogenated PAC Sorbent Injection	ARP, CSNOX, CSOSG2E, CSSO2G1, MATS
MI	J H Campbell	1710	2	########	22	0	Coal	Cell burner boiler	Dry Sorbent Injection	Low NOx Cell Burner|Selective Catalytic Reduction	Baghouse	Halogenated PAC Sorbent Injection	ARP, CSNOX, CSOSG2E, CSSO2G1, MATS
MI	J H Campbell	1710	2	########	23	0	Coal	Cell burner boiler	Dry Sorbent Injection	Low NOx Cell Burner|Selective Catalytic Reduction	Baghouse	Halogenated PAC Sorbent Injection	ARP, CSNOX, CSOSG2E, CSSO2G1, MATS
MI	J H Campbell	1710	2	########	0	0	Coal	Cell burner boiler	Dry Sorbent Injection	Low NOx Cell Burner|Selective Catalytic Reduction	Baghouse	Halogenated PAC Sorbent Injection	ARP, CSNOX, CSOSG2E, CSSO2G1, MATS
MI	J H Campbell	1710	2	########	1	0	Coal	Cell burner boiler	Dry Sorbent Injection	Low NOx Cell Burner|Selective Catalytic Reduction	Baghouse	Halogenated PAC Sorbent Injection	ARP, CSNOX, CSOSG2E, CSSO2G1, MATS
MI	J H Campbell	1710	2	########	2	0	Coal	Cell burner boiler	Dry Sorbent Injection	Low NOx Cell Burner|Selective Catalytic Reduction	Baghouse	Halogenated PAC Sorbent Injection	ARP, CSNOX, CSOSG2E, CSSO2G1, MATS
MI	J H Campbell	1710	2	########	3	0	Coal	Cell burner boiler	Dry Sorbent Injection	Low NOx Cell Burner|Selective Catalytic Reduction	Baghouse	Halogenated PAC Sorbent Injection	ARP, CSNOX, CSOSG2E, CSSO2G1, MATS
MI	J H Campbell	1710	2	########	4	0	Coal	Cell burner boiler	Dry Sorbent Injection	Low NOx Cell Burner|Selective Catalytic Reduction	Baghouse	Halogenated PAC Sorbent Injection	ARP, CSNOX, CSOSG2E, CSSO2G1, MATS
MI	J H Campbell	1710	2	########	5	0	Coal	Cell burner boiler	Dry Sorbent Injection	Low NOx Cell Burner|Selective Catalytic Reduction	Baghouse	Halogenated PAC Sorbent Injection	ARP, CSNOX, CSOSG2E, CSSO2G1, MATS
MI	J H Campbell	1710	2	########	6	0	Coal	Cell burner boiler	Dry Sorbent Injection	Low NOx Cell Burner|Selective Catalytic Reduction	Baghouse	Halogenated PAC Sorbent Injection	ARP, CSNOX, CSOSG2E, CSSO2G1, MATS
MI	J H Campbell	1710	2	########	7	0	Coal	Cell burner boiler	Dry Sorbent Injection	Low NOx Cell Burner|Selective Catalytic Reduction	Baghouse	Halogenated PAC Sorbent Injection	ARP, CSNOX, CSOSG2E, CSSO2G1, MATS
MI	J H Campbell	1710	2	########	8	0	Coal	Cell burner boiler	Dry Sorbent Injection	Low NOx Cell Burner|Selective Catalytic Reduction	Baghouse	Halogenated PAC Sorbent Injection	ARP, CSNOX, CSOSG2E, CSSO2G1, MATS
MI	J H Campbell	1710	2	########	9	0	Coal	Cell burner boiler	Dry Sorbent Injection	Low NOx Cell Burner|Selective Catalytic Reduction	Baghouse	Halogenated PAC Sorbent Injection	ARP, CSNOX, CSOSG2E, CSSO2G1, MATS
MI	J H Campbell	1710	2	########	10	0	Coal	Cell burner boiler	Dry Sorbent Injection	Low NOx Cell Burner|Selective Catalytic Reduction	Baghouse	Halogenated PAC Sorbent Injection	ARP, CSNOX, CSOSG2E, CSSO2G1, MATS
MI	J H Campbell	1710	2	########	11	0	Coal	Cell burner boiler	Dry Sorbent Injection	Low NOx Cell Burner|Selective Catalytic Reduction	Baghouse	Halogenated PAC Sorbent Injection	ARP, CSNOX, CSOSG2E, CSSO2G1, MATS
MI	J H Campbell	1710	2	########	12	0	Coal	Cell burner boiler	Dry Sorbent Injection	Low NOx Cell Burner|Selective Catalytic Reduction	Baghouse	Halogenated PAC Sorbent Injection	ARP, CSNOX, CSOSG2E, CSSO2G1, MATS
MI	J H Campbell	1710	2	########	13	0	Coal	Cell burner boiler	Dry Sorbent Injection	Low NOx Cell Burner|Selective Catalytic Reduction	Baghouse	Halogenated PAC Sorbent Injection	ARP, CSNOX, CSOSG2E, CSSO2G1, MATS
MI	J H Campbell	1710	2	########	14	0	Coal	Cell burner boiler	Dry Sorbent Injection	Low NOx Cell Burner|Selective Catalytic Reduction	Baghouse	Halogenated PAC Sorbent Injection	ARP, CSNOX, CSOSG2E, CSSO2G1, MATS
MI	J H Campbell	1710	2	########	15	0	Coal	Cell burner boiler	Dry Sorbent Injection	Low NOx Cell Burner|Selective Catalytic Reduction	Baghouse	Halogenated PAC Sorbent Injection	ARP, CSNOX, CSOSG2E, CSSO2G1, MATS
MI	J H Campbell	1710	2	########	16	0	Coal	Cell burner boiler	Dry Sorbent Injection	Low NOx Cell Burner|Selective Catalytic Reduction	Baghouse	Halogenated PAC Sorbent Injection	ARP, CSNOX, CSOSG2E, CSSO2G1, MATS
MI	J H Campbell	1710	2	########	17	0	Coal	Cell burner boiler	Dry Sorbent Injection	Low NOx Cell Burner|Selective Catalytic Reduction	Baghouse	Halogenated PAC Sorbent Injection	ARP, CSNOX, CSOSG2E, CSSO2G1, MATS
MI	J H Campbell	1710	2	########	18	0	Coal	Cell burner boiler	Dry Sorbent Injection	Low NOx Cell Burner|Selective Catalytic Reduction	Baghouse	Halogenated PAC Sorbent Injection	ARP, CSNOX, CSOSG2E, CSSO2G1, MATS
MI	J H Campbell	1710	2	########	19	0	Coal	Cell burner boiler	Dry Sorbent Injection	Low NOx Cell Burner|Selective Catalytic Reduction	Baghouse	Halogenated PAC Sorbent Injection	ARP, CSNOX, CSOSG2E, CSSO2G1, MATS
MI	J H Campbell	1710	2	########	20	0	Coal	Cell burner boiler	Dry Sorbent Injection	Low NOx Cell Burner|Selective Catalytic Reduction	Baghouse	Halogenated PAC Sorbent Injection	ARP, CSNOX, CSOSG2E, CSSO2G1, MATS
MI	J H Campbell	1710	2	########	21	0	Coal	Cell burner boiler	Dry Sorbent Injection	Low NOx Cell Burner|Selective Catalytic Reduction	Baghouse	Halogenated PAC Sorbent Injection	ARP, CSNOX, CSOSG2E, CSSO2G1, MATS
MI	J H Campbell	1710	2	########	22	0	Coal	Cell burner boiler	Dry Sorbent Injection	Low NOx Cell Burner|Selective Catalytic Reduction	Baghouse	Halogenated PAC Sorbent Injection	ARP, CSNOX, CSOSG2E, CSSO2G1, MATS
MI	J H Campbell	1710	2	########	23	0	Coal	Cell burner boiler	Dry Sorbent Injection	Low NOx Cell Burner|Selective Catalytic Reduction	Baghouse	Halogenated PAC Sorbent Injection	ARP, CSNOX, CSOSG2E, CSSO2G1, MATS
MI	J H Campbell	1710	2	9/1/2025	0	0	Coal	Cell burner boiler	Dry Sorbent Injection	Low NOx Cell Burner|Selective Catalytic Reduction	Baghouse	Halogenated PAC Sorbent Injection	ARP, CSNOX, CSOSG2E, CSSO2G1, MATS
MI	J H Campbell	1710	2	9/1/2025	1	0	Coal	Cell burner boiler	Dry Sorbent Injection	Low NOx Cell Burner|Selective Catalytic Reduction	Baghouse	Halogenated PAC Sorbent Injection	ARP, CSNOX, CSOSG2E, CSSO2G1, MATS
MI	J H Campbell	1710	2	9/1/2025	2	0	Coal	Cell burner boiler	Dry Sorbent Injection	Low NOx Cell Burner|Selective Catalytic Reduction	Baghouse	Halogenated PAC Sorbent Injection	ARP, CSNOX, CSOSG2E, CSSO2G1, MATS
MI	J H Campbell	1710	2	9/1/2025	3	0	Coal	Cell burner boiler	Dry Sorbent Injection	Low NOx Cell Burner|Selective Catalytic Reduction	Baghouse	Halogenated PAC Sorbent Injection	ARP, CSNOX, CSOSG2E, CSSO2G1, MATS
MI	J H Campbell	1710	2	9/1/2025	4	0	Coal	Cell burner boiler	Dry Sorbent Injection	Low NOx Cell Burner|Selective Catalytic Reduction	Baghouse	Halogenated PAC Sorbent Injection	ARP, CSNOX, CSOSG2E, CSSO2G1, MATS
MI	J H Campbell	1710	2	9/1/2025	5	0	Coal	Cell burner boiler	Dry Sorbent Injection	Low NOx Cell Burner|Selective Catalytic Reduction	Baghouse	Halogenated PAC Sorbent Injection	ARP, CSNOX, CSOSG2E, CSSO2G1, MATS
MI	J H Campbell	1710	2	9/1/2025	6	0	Coal	Cell burner boiler	Dry Sorbent Injection	Low NOx Cell Burner|Selective Catalytic Reduction	Baghouse	Halogenated PAC Sorbent Injection	ARP, CSNOX, CSOSG2E, CSSO2G1, MATS
MI	J H Campbell	1710	2	9/1/2025	7	0	Coal	Cell burner boiler	Dry Sorbent Injection	Low NOx Cell Burner|Selective Catalytic Reduction	Baghouse	Halogenated PAC Sorbent Injection	ARP, CSNOX, CSOSG2E, CSSO2G1, MATS
MI	J H Campbell	1710	2	9/1/2025	8	0	Coal	Cell burner boiler	Dry Sorbent Injection	Low NOx Cell Burner|Selective Catalytic Reduction	Baghouse	Halogenated PAC Sorbent Injection	ARP, CSNOX, CSOSG2E, CSSO2G1, MATS
MI	J H Campbell	1710	2	9/1/2025	9	0	Coal	Cell burner boiler	Dry Sorbent Injection	Low NOx Cell Burner|Selective Catalytic Reduction	Baghouse	Halogenated PAC Sorbent Injection	ARP, CSNOX, CSOSG2E, CSSO2G1, MATS
MI	J H Campbell	1710	2	9/1/2025	10	0	Coal	Cell burner boiler	Dry Sorbent Injection	Low NOx Cell Burner|Selective Catalytic Reduction	Baghouse	Halogenated PAC Sorbent Injection	ARP, CSNOX, CSOSG2E, CSSO2G1, MATS
MI	J H Campbell	1710	2	9/1/2025	11	0	Coal	Cell burner boiler	Dry Sorbent Injection	Low NOx Cell Burner|Selective Catalytic Reduction	Baghouse	Halogenated PAC Sorbent Injection	ARP, CSNOX, CSOSG2E, CSSO2G1, MATS
MI	J H Campbell	1710	2	9/1/2025	12	0	Coal	Cell burner boiler	Dry Sorbent Injection	Low NOx Cell Burner|Selective Catalytic Reduction	Baghouse	Halogenated PAC Sorbent Injection	ARP, CSNOX, CSOSG2E, CSSO2G1, MATS
MI	J H Campbell	1710	2	9/1/2025	13	0	Coal	Cell burner boiler	Dry Sorbent Injection	Low NOx Cell Burner|Selective Catalytic Reduction	Baghouse	Halogenated PAC Sorbent Injection	ARP, CSNOX, CSOSG2E, CSSO2G1, MATS
MI	J H Campbell	1710	2	9/1/2025	14	0	Coal	Cell burner boiler	Dry Sorbent Injection	Low NOx Cell Burner|Selective Catalytic Reduction	Baghouse	Halogenated PAC Sorbent Injection	ARP, CSNOX, CSOSG2E, CSSO2G1, MATS
MI	J H Campbell	1710	2	9/1/2025	15	0	Coal	Cell burner boiler	Dry Sorbent Injection	Low NOx Cell Burner|Selective Catalytic Reduction	Baghouse	Halogenated PAC Sorbent Injection	ARP, CSNOX, CSOSG2E, CSSO2G1, MATS
MI	J H Campbell	1710	2	9/1/2025	16	0	Coal	Cell burner boiler	Dry Sorbent Injection	Low NOx Cell Burner|Selective Catalytic Reduction	Baghouse	Halogenated PAC Sorbent Injection	ARP, CSNOX, CSOSG2E, CSSO2G1, MATS
MI	J H Campbell	1710	2	9/1/2025	17	0	Coal	Cell burner boiler	Dry Sorbent Injection	Low NOx Cell Burner|Selective Catalytic Reduction	Baghouse	Halogenated PAC Sorbent Injection	ARP, CSNOX, CSOSG2E, CSSO2G1, MATS
MI	J H Campbell	1710	2	9/1/2025	18	0	Coal	Cell burner boiler	Dry Sorbent Injection	Low NOx Cell Burner|Selective Catalytic Reduction	Baghouse	Halogenated PAC Sorbent Injection	ARP, CSNOX, CSOSG2E, CSSO2G1, MATS
MI	J H Campbell	1710	2	9/1/2025	19	0	Coal	Cell burner boiler	Dry Sorbent Injection	Low NOx Cell Burner|Selective Catalytic Reduction	Baghouse	Halogenated PAC Sorbent Injection	ARP, CSNOX, CSOSG2E, CSSO2G1, MATS
MI	J H Campbell	1710	2	9/1/2025	20	0	Coal	Cell burner boiler	Dry Sorbent Injection	Low NOx Cell Burner|Selective Catalytic Reduction	Baghouse	Halogenated PAC Sorbent Injection	ARP, CSNOX, CSOSG2E, CSSO2G1, MATS
MI	J H Campbell	1710	2	9/1/2025	21	0	Coal	Cell burner boiler	Dry Sorbent Injection	Low NOx Cell Burner|Selective Catalytic Reduction	Baghouse	Halogenated PAC Sorbent Injection	ARP, CSNOX, CSOSG2E, CSSO2G1, MATS
MI	J H Campbell	1710	2	9/1/2025	22	0	Coal	Cell burner boiler	Dry Sorbent Injection	Low NOx Cell Burner|Selective Catalytic Reduction	Baghouse	Halogenated PAC Sorbent Injection	ARP, CSNOX, CSOSG2E, CSSO2G1, MATS
MI	J H Campbell	1710	2	9/1/2025	23	0	Coal	Cell burner boiler	Dry Sorbent Injection	Low NOx Cell Burner|Selective Catalytic Reduction	Baghouse	Halogenated PAC Sorbent Injection	ARP, CSNOX, CSOSG2E, CSSO2G1, MATS
MI	J H Campbell	1710	2	9/2/2025	0	0	Coal	Cell burner boiler	Dry Sorbent Injection	Low NOx Cell Burner|Selective Catalytic Reduction	Baghouse	Halogenated PAC Sorbent Injection	ARP, CSNOX, CSOSG2E, CSSO2G1, MATS
MI	J H Campbell	1710	2	9/2/2025	1	0	Coal	Cell burner boiler	Dry Sorbent Injection	Low NOx Cell Burner|Selective Catalytic Reduction	Baghouse	Halogenated PAC Sorbent Injection	ARP, CSNOX, CSOSG2E, CSSO2G1, MATS
MI	J H Campbell	1710	2	9/2/2025	2	0	Coal	Cell burner boiler	Dry Sorbent Injection	Low NOx Cell Burner|Selective Catalytic Reduction	Baghouse	Halogenated PAC Sorbent Injection	ARP, CSNOX, CSOSG2E, CSSO2G1, MATS
MI	J H Campbell	1710	2	9/2/2025	3	0	Coal	Cell burner boiler	Dry Sorbent Injection	Low NOx Cell Burner|Selective Catalytic Reduction	Baghouse	Halogenated PAC Sorbent Injection	ARP, CSNOX, CSOSG2E, CSSO2G1, MATS
MI	J H Campbell	1710	2	9/2/2025	4	0	Coal	Cell burner boiler	Dry Sorbent Injection	Low NOx Cell Burner|Selective Catalytic Reduction	Baghouse	Halogenated PAC Sorbent Injection	ARP, CSNOX, CSOSG2E, CSSO2G1, MATS
MI	J H Campbell	1710	2	9/2/2025	5	0	Coal	Cell burner boiler	Dry Sorbent Injection	Low NOx Cell Burner|Selective Catalytic Reduction	Baghouse	Halogenated PAC Sorbent Injection	ARP, CSNOX, CSOSG2E, CSSO2G1, MATS

MI	J H Campbell	1710	2	9/2/2025	6	0	Coal	Cell burner boiler	Dry Sorbent Injection	Low NOx Cell Burner|Selective Catalytic Reduction	Baghouse	Halogenated PAC Sorbent Injection	ARP, CSNOX, CSOSG2E, CSSO2G1, MATS
MI	J H Campbell	1710	2	9/2/2025	7	0	Coal	Cell burner boiler	Dry Sorbent Injection	Low NOx Cell Burner|Selective Catalytic Reduction	Baghouse	Halogenated PAC Sorbent Injection	ARP, CSNOX, CSOSG2E, CSSO2G1, MATS
MI	J H Campbell	1710	2	9/2/2025	8	0	Coal	Cell burner boiler	Dry Sorbent Injection	Low NOx Cell Burner|Selective Catalytic Reduction	Baghouse	Halogenated PAC Sorbent Injection	ARP, CSNOX, CSOSG2E, CSSO2G1, MATS
MI	J H Campbell	1710	2	9/2/2025	9	0	Coal	Cell burner boiler	Dry Sorbent Injection	Low NOx Cell Burner|Selective Catalytic Reduction	Baghouse	Halogenated PAC Sorbent Injection	ARP, CSNOX, CSOSG2E, CSSO2G1, MATS
MI	J H Campbell	1710	2	9/2/2025	10	0	Coal	Cell burner boiler	Dry Sorbent Injection	Low NOx Cell Burner|Selective Catalytic Reduction	Baghouse	Halogenated PAC Sorbent Injection	ARP, CSNOX, CSOSG2E, CSSO2G1, MATS
MI	J H Campbell	1710	2	9/2/2025	11	0	Coal	Cell burner boiler	Dry Sorbent Injection	Low NOx Cell Burner|Selective Catalytic Reduction	Baghouse	Halogenated PAC Sorbent Injection	ARP, CSNOX, CSOSG2E, CSSO2G1, MATS
MI	J H Campbell	1710	2	9/2/2025	12	0	Coal	Cell burner boiler	Dry Sorbent Injection	Low NOx Cell Burner|Selective Catalytic Reduction	Baghouse	Halogenated PAC Sorbent Injection	ARP, CSNOX, CSOSG2E, CSSO2G1, MATS
MI	J H Campbell	1710	2	9/2/2025	13	0	Coal	Cell burner boiler	Dry Sorbent Injection	Low NOx Cell Burner|Selective Catalytic Reduction	Baghouse	Halogenated PAC Sorbent Injection	ARP, CSNOX, CSOSG2E, CSSO2G1, MATS
MI	J H Campbell	1710	2	9/2/2025	14	0	Coal	Cell burner boiler	Dry Sorbent Injection	Low NOx Cell Burner|Selective Catalytic Reduction	Baghouse	Halogenated PAC Sorbent Injection	ARP, CSNOX, CSOSG2E, CSSO2G1, MATS
MI	J H Campbell	1710	2	9/2/2025	15	0	Coal	Cell burner boiler	Dry Sorbent Injection	Low NOx Cell Burner|Selective Catalytic Reduction	Baghouse	Halogenated PAC Sorbent Injection	ARP, CSNOX, CSOSG2E, CSSO2G1, MATS
MI	J H Campbell	1710	2	9/2/2025	16	0	Coal	Cell burner boiler	Dry Sorbent Injection	Low NOx Cell Burner|Selective Catalytic Reduction	Baghouse	Halogenated PAC Sorbent Injection	ARP, CSNOX, CSOSG2E, CSSO2G1, MATS
MI	J H Campbell	1710	2	9/2/2025	17	0	Coal	Cell burner boiler	Dry Sorbent Injection	Low NOx Cell Burner|Selective Catalytic Reduction	Baghouse	Halogenated PAC Sorbent Injection	ARP, CSNOX, CSOSG2E, CSSO2G1, MATS
MI	J H Campbell	1710	2	9/2/2025	18	0	Coal	Cell burner boiler	Dry Sorbent Injection	Low NOx Cell Burner|Selective Catalytic Reduction	Baghouse	Halogenated PAC Sorbent Injection	ARP, CSNOX, CSOSG2E, CSSO2G1, MATS
MI	J H Campbell	1710	2	9/2/2025	19	0	Coal	Cell burner boiler	Dry Sorbent Injection	Low NOx Cell Burner|Selective Catalytic Reduction	Baghouse	Halogenated PAC Sorbent Injection	ARP, CSNOX, CSOSG2E, CSSO2G1, MATS
MI	J H Campbell	1710	2	9/2/2025	20	0	Coal	Cell burner boiler	Dry Sorbent Injection	Low NOx Cell Burner|Selective Catalytic Reduction	Baghouse	Halogenated PAC Sorbent Injection	ARP, CSNOX, CSOSG2E, CSSO2G1, MATS
MI	J H Campbell	1710	2	9/2/2025	21	0	Coal	Cell burner boiler	Dry Sorbent Injection	Low NOx Cell Burner|Selective Catalytic Reduction	Baghouse	Halogenated PAC Sorbent Injection	ARP, CSNOX, CSOSG2E, CSSO2G1, MATS
MI	J H Campbell	1710	2	9/2/2025	22	0	Coal	Cell burner boiler	Dry Sorbent Injection	Low NOx Cell Burner|Selective Catalytic Reduction	Baghouse	Halogenated PAC Sorbent Injection	ARP, CSNOX, CSOSG2E, CSSO2G1, MATS
MI	J H Campbell	1710	2	9/2/2025	23	0	Coal	Cell burner boiler	Dry Sorbent Injection	Low NOx Cell Burner|Selective Catalytic Reduction	Baghouse	Halogenated PAC Sorbent Injection	ARP, CSNOX, CSOSG2E, CSSO2G1, MATS
MI	J H Campbell	1710	2	9/3/2025	0	0	Coal	Cell burner boiler	Dry Sorbent Injection	Low NOx Cell Burner|Selective Catalytic Reduction	Baghouse	Halogenated PAC Sorbent Injection	ARP, CSNOX, CSOSG2E, CSSO2G1, MATS
MI	J H Campbell	1710	2	9/3/2025	1	0	Coal	Cell burner boiler	Dry Sorbent Injection	Low NOx Cell Burner|Selective Catalytic Reduction	Baghouse	Halogenated PAC Sorbent Injection	ARP, CSNOX, CSOSG2E, CSSO2G1, MATS
MI	J H Campbell	1710	2	9/3/2025	2	0	Coal	Cell burner boiler	Dry Sorbent Injection	Low NOx Cell Burner|Selective Catalytic Reduction	Baghouse	Halogenated PAC Sorbent Injection	ARP, CSNOX, CSOSG2E, CSSO2G1, MATS
MI	J H Campbell	1710	2	9/3/2025	3	0	Coal	Cell burner boiler	Dry Sorbent Injection	Low NOx Cell Burner|Selective Catalytic Reduction	Baghouse	Halogenated PAC Sorbent Injection	ARP, CSNOX, CSOSG2E, CSSO2G1, MATS
MI	J H Campbell	1710	2	9/3/2025	4	0	Coal	Cell burner boiler	Dry Sorbent Injection	Low NOx Cell Burner|Selective Catalytic Reduction	Baghouse	Halogenated PAC Sorbent Injection	ARP, CSNOX, CSOSG2E, CSSO2G1, MATS
MI	J H Campbell	1710	2	9/3/2025	5	0	Coal	Cell burner boiler	Dry Sorbent Injection	Low NOx Cell Burner|Selective Catalytic Reduction	Baghouse	Halogenated PAC Sorbent Injection	ARP, CSNOX, CSOSG2E, CSSO2G1, MATS
MI	J H Campbell	1710	2	9/3/2025	6	0	Coal	Cell burner boiler	Dry Sorbent Injection	Low NOx Cell Burner|Selective Catalytic Reduction	Baghouse	Halogenated PAC Sorbent Injection	ARP, CSNOX, CSOSG2E, CSSO2G1, MATS
MI	J H Campbell	1710	2	9/3/2025	7	0	Coal	Cell burner boiler	Dry Sorbent Injection	Low NOx Cell Burner|Selective Catalytic Reduction	Baghouse	Halogenated PAC Sorbent Injection	ARP, CSNOX, CSOSG2E, CSSO2G1, MATS
MI	J H Campbell	1710	2	9/3/2025	8	0	Coal	Cell burner boiler	Dry Sorbent Injection	Low NOx Cell Burner|Selective Catalytic Reduction	Baghouse	Halogenated PAC Sorbent Injection	ARP, CSNOX, CSOSG2E, CSSO2G1, MATS
MI	J H Campbell	1710	2	9/3/2025	9	0	Coal	Cell burner boiler	Dry Sorbent Injection	Low NOx Cell Burner|Selective Catalytic Reduction	Baghouse	Halogenated PAC Sorbent Injection	ARP, CSNOX, CSOSG2E, CSSO2G1, MATS
MI	J H Campbell	1710	2	9/3/2025	10	0	Coal	Cell burner boiler	Dry Sorbent Injection	Low NOx Cell Burner|Selective Catalytic Reduction	Baghouse	Halogenated PAC Sorbent Injection	ARP, CSNOX, CSOSG2E, CSSO2G1, MATS
MI	J H Campbell	1710	2	9/3/2025	11	0	Coal	Cell burner boiler	Dry Sorbent Injection	Low NOx Cell Burner|Selective Catalytic Reduction	Baghouse	Halogenated PAC Sorbent Injection	ARP, CSNOX, CSOSG2E, CSSO2G1, MATS
MI	J H Campbell	1710	2	9/3/2025	12	0	Coal	Cell burner boiler	Dry Sorbent Injection	Low NOx Cell Burner|Selective Catalytic Reduction	Baghouse	Halogenated PAC Sorbent Injection	ARP, CSNOX, CSOSG2E, CSSO2G1, MATS
MI	J H Campbell	1710	2	9/3/2025	13	0	Coal	Cell burner boiler	Dry Sorbent Injection	Low NOx Cell Burner|Selective Catalytic Reduction	Baghouse	Halogenated PAC Sorbent Injection	ARP, CSNOX, CSOSG2E, CSSO2G1, MATS
MI	J H Campbell	1710	2	9/3/2025	14	0	Coal	Cell burner boiler	Dry Sorbent Injection	Low NOx Cell Burner|Selective Catalytic Reduction	Baghouse	Halogenated PAC Sorbent Injection	ARP, CSNOX, CSOSG2E, CSSO2G1, MATS
MI	J H Campbell	1710	2	9/3/2025	15	0	Coal	Cell burner boiler	Dry Sorbent Injection	Low NOx Cell Burner|Selective Catalytic Reduction	Baghouse	Halogenated PAC Sorbent Injection	ARP, CSNOX, CSOSG2E, CSSO2G1, MATS
MI	J H Campbell	1710	2	9/3/2025	16	0	Coal	Cell burner boiler	Dry Sorbent Injection	Low NOx Cell Burner|Selective Catalytic Reduction	Baghouse	Halogenated PAC Sorbent Injection	ARP, CSNOX, CSOSG2E, CSSO2G1, MATS
MI	J H Campbell	1710	2	9/3/2025	17	0	Coal	Cell burner boiler	Dry Sorbent Injection	Low NOx Cell Burner|Selective Catalytic Reduction	Baghouse	Halogenated PAC Sorbent Injection	ARP, CSNOX, CSOSG2E, CSSO2G1, MATS
MI	J H Campbell	1710	2	9/3/2025	18	0	Coal	Cell burner boiler	Dry Sorbent Injection	Low NOx Cell Burner|Selective Catalytic Reduction	Baghouse	Halogenated PAC Sorbent Injection	ARP, CSNOX, CSOSG2E, CSSO2G1, MATS
MI	J H Campbell	1710	2	9/3/2025	19	0	Coal	Cell burner boiler	Dry Sorbent Injection	Low NOx Cell Burner|Selective Catalytic Reduction	Baghouse	Halogenated PAC Sorbent Injection	ARP, CSNOX, CSOSG2E, CSSO2G1, MATS
MI	J H Campbell	1710	2	9/3/2025	20	0	Coal	Cell burner boiler	Dry Sorbent Injection	Low NOx Cell Burner|Selective Catalytic Reduction	Baghouse	Halogenated PAC Sorbent Injection	ARP, CSNOX, CSOSG2E, CSSO2G1, MATS
MI	J H Campbell	1710	2	9/3/2025	21	0	Coal	Cell burner boiler	Dry Sorbent Injection	Low NOx Cell Burner|Selective Catalytic Reduction	Baghouse	Halogenated PAC Sorbent Injection	ARP, CSNOX, CSOSG2E, CSSO2G1, MATS
MI	J H Campbell	1710	2	9/3/2025	22	0	Coal	Cell burner boiler	Dry Sorbent Injection	Low NOx Cell Burner|Selective Catalytic Reduction	Baghouse	Halogenated PAC Sorbent Injection	ARP, CSNOX, CSOSG2E, CSSO2G1, MATS
MI	J H Campbell	1710	2	9/3/2025	23	0	Coal	Cell burner boiler	Dry Sorbent Injection	Low NOx Cell Burner|Selective Catalytic Reduction	Baghouse	Halogenated PAC Sorbent Injection	ARP, CSNOX, CSOSG2E, CSSO2G1, MATS
MI	J H Campbell	1710	2	9/4/2025	0	0	Coal	Cell burner boiler	Dry Sorbent Injection	Low NOx Cell Burner|Selective Catalytic Reduction	Baghouse	Halogenated PAC Sorbent Injection	ARP, CSNOX, CSOSG2E, CSSO2G1, MATS
MI	J H Campbell	1710	2	9/4/2025	1	0	Coal	Cell burner boiler	Dry Sorbent Injection	Low NOx Cell Burner|Selective Catalytic Reduction	Baghouse	Halogenated PAC Sorbent Injection	ARP, CSNOX, CSOSG2E, CSSO2G1, MATS
MI	J H Campbell	1710	2	9/4/2025	2	0	Coal	Cell burner boiler	Dry Sorbent Injection	Low NOx Cell Burner|Selective Catalytic Reduction	Baghouse	Halogenated PAC Sorbent Injection	ARP, CSNOX, CSOSG2E, CSSO2G1, MATS
MI	J H Campbell	1710	2	9/4/2025	3	0	Coal	Cell burner boiler	Dry Sorbent Injection	Low NOx Cell Burner|Selective Catalytic Reduction	Baghouse	Halogenated PAC Sorbent Injection	ARP, CSNOX, CSOSG2E, CSSO2G1, MATS
MI	J H Campbell	1710	2	9/4/2025	4	0	Coal	Cell burner boiler	Dry Sorbent Injection	Low NOx Cell Burner|Selective Catalytic Reduction	Baghouse	Halogenated PAC Sorbent Injection	ARP, CSNOX, CSOSG2E, CSSO2G1, MATS
MI	J H Campbell	1710	2	9/4/2025	5	0	Coal	Cell burner boiler	Dry Sorbent Injection	Low NOx Cell Burner|Selective Catalytic Reduction	Baghouse	Halogenated PAC Sorbent Injection	ARP, CSNOX, CSOSG2E, CSSO2G1, MATS
MI	J H Campbell	1710	2	9/4/2025	6	0	Coal	Cell burner boiler	Dry Sorbent Injection	Low NOx Cell Burner|Selective Catalytic Reduction	Baghouse	Halogenated PAC Sorbent Injection	ARP, CSNOX, CSOSG2E, CSSO2G1, MATS
MI	J H Campbell	1710	2	9/4/2025	7	0	Coal	Cell burner boiler	Dry Sorbent Injection	Low NOx Cell Burner|Selective Catalytic Reduction	Baghouse	Halogenated PAC Sorbent Injection	ARP, CSNOX, CSOSG2E, CSSO2G1, MATS
MI	J H Campbell	1710	2	9/4/2025	8	0	Coal	Cell burner boiler	Dry Sorbent Injection	Low NOx Cell Burner|Selective Catalytic Reduction	Baghouse	Halogenated PAC Sorbent Injection	ARP, CSNOX, CSOSG2E, CSSO2G1, MATS
MI	J H Campbell	1710	2	9/4/2025	9	0	Coal	Cell burner boiler	Dry Sorbent Injection	Low NOx Cell Burner|Selective Catalytic Reduction	Baghouse	Halogenated PAC Sorbent Injection	ARP, CSNOX, CSOSG2E, CSSO2G1, MATS
MI	J H Campbell	1710	2	9/4/2025	10	0	Coal	Cell burner boiler	Dry Sorbent Injection	Low NOx Cell Burner|Selective Catalytic Reduction	Baghouse	Halogenated PAC Sorbent Injection	ARP, CSNOX, CSOSG2E, CSSO2G1, MATS
MI	J H Campbell	1710	2	9/4/2025	11	0	Coal	Cell burner boiler	Dry Sorbent Injection	Low NOx Cell Burner|Selective Catalytic Reduction	Baghouse	Halogenated PAC Sorbent Injection	ARP, CSNOX, CSOSG2E, CSSO2G1, MATS
MI	J H Campbell	1710	2	9/4/2025	12	0	Coal	Cell burner boiler	Dry Sorbent Injection	Low NOx Cell Burner|Selective Catalytic Reduction	Baghouse	Halogenated PAC Sorbent Injection	ARP, CSNOX, CSOSG2E, CSSO2G1, MATS
MI	J H Campbell	1710	2	9/4/2025	13	0	Coal	Cell burner boiler	Dry Sorbent Injection	Low NOx Cell Burner|Selective Catalytic Reduction	Baghouse	Halogenated PAC Sorbent Injection	ARP, CSNOX, CSOSG2E, CSSO2G1, MATS
MI	J H Campbell	1710	2	9/4/2025	14	0	Coal	Cell burner boiler	Dry Sorbent Injection	Low NOx Cell Burner|Selective Catalytic Reduction	Baghouse	Halogenated PAC Sorbent Injection	ARP, CSNOX, CSOSG2E, CSSO2G1, MATS
MI	J H Campbell	1710	2	9/4/2025	15	0	Coal	Cell burner boiler	Dry Sorbent Injection	Low NOx Cell Burner|Selective Catalytic Reduction	Baghouse	Halogenated PAC Sorbent Injection	ARP, CSNOX, CSOSG2E, CSSO2G1, MATS
MI	J H Campbell	1710	2	9/4/2025	16	0	Coal	Cell burner boiler	Dry Sorbent Injection	Low NOx Cell Burner|Selective Catalytic Reduction	Baghouse	Halogenated PAC Sorbent Injection	ARP, CSNOX, CSOSG2E, CSSO2G1, MATS
MI	J H Campbell	1710	2	9/4/2025	17	0	Coal	Cell burner boiler	Dry Sorbent Injection	Low NOx Cell Burner|Selective Catalytic Reduction	Baghouse	Halogenated PAC Sorbent Injection	ARP, CSNOX, CSOSG2E, CSSO2G1, MATS
MI	J H Campbell	1710	2	9/4/2025	18	0	Coal	Cell burner boiler	Dry Sorbent Injection	Low NOx Cell Burner|Selective Catalytic Reduction	Baghouse	Halogenated PAC Sorbent Injection	ARP, CSNOX, CSOSG2E, CSSO2G1, MATS
MI	J H Campbell	1710	2	9/4/2025	19	0	Coal	Cell burner boiler	Dry Sorbent Injection	Low NOx Cell Burner|Selective Catalytic Reduction	Baghouse	Halogenated PAC Sorbent Injection	ARP, CSNOX, CSOSG2E, CSSO2G1, MATS
MI	J H Campbell	1710	2	9/4/2025	20	0	Coal	Cell burner boiler	Dry Sorbent Injection	Low NOx Cell Burner|Selective Catalytic Reduction	Baghouse	Halogenated PAC Sorbent Injection	ARP, CSNOX, CSOSG2E, CSSO2G1, MATS
MI	J H Campbell	1710	2	9/4/2025	21	0	Coal	Cell burner boiler	Dry Sorbent Injection	Low NOx Cell Burner|Selective Catalytic Reduction	Baghouse	Halogenated PAC Sorbent Injection	ARP, CSNOX, CSOSG2E, CSSO2G1, MATS
MI	J H Campbell	1710	2	9/4/2025	22	0	Coal	Cell burner boiler	Dry Sorbent Injection	Low NOx Cell Burner|Selective Catalytic Reduction	Baghouse	Halogenated PAC Sorbent Injection	ARP, CSNOX, CSOSG2E, CSSO2G1, MATS
MI	J H Campbell	1710	2	9/4/2025	23	0	Coal	Cell burner boiler	Dry Sorbent Injection	Low NOx Cell Burner|Selective Catalytic Reduction	Baghouse	Halogenated PAC Sorbent Injection	ARP, CSNOX, CSOSG2E, CSSO2G1, MATS
MI	J H Campbell	1710	2	9/5/2025	0	0	Coal	Cell burner boiler	Dry Sorbent Injection	Low NOx Cell Burner|Selective Catalytic Reduction	Baghouse	Halogenated PAC Sorbent Injection	ARP, CSNOX, CSOSG2E, CSSO2G1, MATS
MI	J H Campbell	1710	2	9/5/2025	1	0	Coal	Cell burner boiler	Dry Sorbent Injection	Low NOx Cell Burner|Selective Catalytic Reduction	Baghouse	Halogenated PAC Sorbent Injection	ARP, CSNOX, CSOSG2E, CSSO2G1, MATS
MI	J H Campbell	1710	2	9/5/2025	2	0	Coal	Cell burner boiler	Dry Sorbent Injection	Low NOx Cell Burner|Selective Catalytic Reduction	Baghouse	Halogenated PAC Sorbent Injection	ARP, CSNOX, CSOSG2E, CSSO2G1, MATS
MI	J H Campbell	1710	2	9/5/2025	3	0	Coal	Cell burner boiler	Dry Sorbent Injection	Low NOx Cell Burner|Selective Catalytic Reduction	Baghouse	Halogenated PAC Sorbent Injection	ARP, CSNOX, CSOSG2E, CSSO2G1, MATS
MI	J H Campbell	1710	2	9/5/2025	4	0	Coal	Cell burner boiler	Dry Sorbent Injection	Low NOx Cell Burner|Selective Catalytic Reduction	Baghouse	Halogenated PAC Sorbent Injection	ARP, CSNOX, CSOSG2E, CSSO2G1, MATS
MI	J H Campbell	1710	2	9/5/2025	5	0	Coal	Cell burner boiler	Dry Sorbent Injection	Low NOx Cell Burner|Selective Catalytic Reduction	Baghouse	Halogenated PAC Sorbent Injection	ARP, CSNOX, CSOSG2E, CSSO2G1, MATS
MI	J H Campbell	1710	2	9/5/2025	6	0	Coal	Cell burner boiler	Dry Sorbent Injection	Low NOx Cell Burner|Selective Catalytic Reduction	Baghouse	Halogenated PAC Sorbent Injection	ARP, CSNOX, CSOSG2E, CSSO2G1, MATS
MI	J H Campbell	1710	2	9/5/2025	7	0	Coal	Cell burner boiler	Dry Sorbent Injection	Low NOx Cell Burner|Selective Catalytic Reduction	Baghouse	Halogenated PAC Sorbent Injection	ARP, CSNOX, CSOSG2E, CSSO2G1, MATS
MI	J H Campbell	1710	2	9/5/2025	8	0	Coal	Cell burner boiler	Dry Sorbent Injection	Low NOx Cell Burner|Selective Catalytic Reduction	Baghouse	Halogenated PAC Sorbent Injection	ARP, CSNOX, CSOSG2E, CSSO2G1, MATS
MI	J H Campbell	1710	2	9/5/2025	9	0	Coal	Cell burner boiler	Dry Sorbent Injection	Low NOx Cell Burner|Selective Catalytic Reduction	Baghouse	Halogenated PAC Sorbent Injection	ARP, CSNOX, CSOSG2E, CSSO2G1, MATS
MI	J H Campbell	1710	2	9/5/2025	10	0	Coal	Cell burner boiler	Dry Sorbent Injection	Low NOx Cell Burner|Selective Catalytic Reduction	Baghouse	Halogenated PAC Sorbent Injection	ARP, CSNOX, CSOSG2E, CSSO2G1, MATS
MI	J H Campbell	1710	2	9/5/2025	11	0	Coal	Cell burner boiler	Dry Sorbent Injection	Low NOx Cell Burner|Selective Catalytic Reduction	Baghouse	Halogenated PAC Sorbent Injection	ARP, CSNOX, CSOSG2E, CSSO2G1, MATS
MI	J H Campbell	1710	2	9/5/2025	12	0	Coal	Cell burner boiler	Dry Sorbent Injection	Low NOx Cell Burner|Selective Catalytic Reduction	Baghouse	Halogenated PAC Sorbent Injection	ARP, CSNOX, CSOSG2E, CSSO2G1, MATS
MI	J H Campbell	1710	2	9/5/2025	13	0	Coal	Cell burner boiler	Dry Sorbent Injection	Low NOx Cell Burner|Selective Catalytic Reduction	Baghouse	Halogenated PAC Sorbent Injection	ARP, CSNOX, CSOSG2E, CSSO2G1, MATS
MI	J H Campbell	1710	2	9/5/2025	14	0	Coal	Cell burner boiler	Dry Sorbent Injection	Low NOx Cell Burner|Selective Catalytic Reduction	Baghouse	Halogenated PAC Sorbent Injection	ARP, CSNOX, CSOSG2E, CSSO2G1, MATS
MI	J H Campbell	1710	2	9/5/2025	15	0	Coal	Cell burner boiler	Dry Sorbent Injection	Low NOx Cell Burner|Selective Catalytic Reduction	Baghouse	Halogenated PAC Sorbent Injection	ARP, CSNOX, CSOSG2E, CSSO2G1, MATS
MI	J H Campbell	1710	2	9/5/2025	16	0	Coal	Cell burner boiler	Dry Sorbent Injection	Low NOx Cell Burner|Selective Catalytic Reduction	Baghouse	Halogenated PAC Sorbent Injection	ARP, CSNOX, CSOSG2E, CSSO2G1, MATS
MI	J H Campbell	1710	2	9/5/2025	17	0	Coal	Cell burner boiler	Dry Sorbent Injection	Low NOx Cell Burner|Selective Catalytic Reduction	Baghouse	Halogenated PAC Sorbent Injection	ARP, CSNOX, CSOSG2E, CSSO2G1, MATS
MI	J H Campbell	1710	2	9/5/2025	18	0	Coal	Cell burner boiler	Dry Sorbent Injection	Low NOx Cell Burner|Selective Catalytic Reduction	Baghouse	Halogenated PAC Sorbent Injection	ARP, CSNOX, CSOSG2E, CSSO2G1, MATS
MI	J H Campbell	1710	2	9/5/2025	19	0	Coal	Cell burner boiler	Dry Sorbent Injection	Low NOx Cell Burner|Selective Catalytic Reduction	Baghouse	Halogenated PAC Sorbent Injection	ARP, CSNOX, CSOSG2E, CSSO2G1, MATS
MI	J H Campbell	1710	2	9/5/2025	20	0	Coal	Cell burner boiler	Dry Sorbent Injection	Low NOx Cell Burner|Selective Catalytic Reduction	Baghouse	Halogenated PAC Sorbent Injection	ARP, CSNOX, CSOSG2E, CSSO2G1, MATS
MI	J H Campbell	1710	2	9/5/2025	21	0	Coal	Cell burner boiler	Dry Sorbent Injection	Low NOx Cell Burner|Selective Catalytic Reduction	Baghouse	Halogenated PAC Sorbent Injection	ARP, CSNOX, CSOSG2E, CSSO2G1, MATS
MI	J H Campbell	1710	2	9/5/2025	22	0	Coal	Cell burner boiler	Dry Sorbent Injection	Low NOx Cell Burner|Selective Catalytic Reduction	Baghouse	Halogenated PAC Sorbent Injection	ARP, CSNOX, CSOSG2E, CSSO2G1, MATS
MI	J H Campbell	1710	2	9/5/2025	23	0	Coal	Cell burner boiler	Dry Sorbent Injection	Low NOx Cell Burner|Selective Catalytic Reduction	Baghouse	Halogenated PAC Sorbent Injection	ARP, CSNOX, CSOSG2E, CSSO2G1, MATS
MI	J H Campbell	1710	2	9/6/2025	0	0	Coal	Cell burner boiler	Dry Sorbent Injection	Low NOx Cell Burner|Selective Catalytic Reduction	Baghouse	Halogenated PAC Sorbent Injection	ARP, CSNOX, CSOSG2E, CSSO2G1, MATS
MI	J H Campbell	1710	2	9/6/2025	1	0	Coal	Cell burner boiler	Dry Sorbent Injection	Low NOx Cell Burner|Selective Catalytic Reduction	Baghouse	Halogenated PAC Sorbent Injection	ARP, CSNOX, CSOSG2E, CSSO2G1, MATS
MI	J H Campbell	1710	2	9/6/2025	2	0	Coal	Cell burner boiler	Dry Sorbent Injection	Low NOx Cell Burner|Selective Catalytic Reduction	Baghouse	Halogenated PAC Sorbent Injection	ARP, CSNOX, CSOSG2E, CSSO2G1, MATS
MI	J H Campbell	1710	2	9/6/2025	3	0	Coal	Cell burner boiler	Dry Sorbent Injection	Low NOx Cell Burner|Selective Catalytic Reduction	Baghouse	Halogenated PAC Sorbent Injection	ARP, CSNOX, CSOSG2E, CSSO2G1, MATS
MI	J H Campbell	1710	2	9/6/2025	4	0	Coal	Cell burner boiler	Dry Sorbent Injection	Low NOx Cell Burner|Selective Catalytic Reduction	Baghouse	Halogenated PAC Sorbent Injection	ARP, CSNOX, CSOSG2E, CSSO2G1, MATS
MI	J H Campbell	1710	2	9/6/2025	5	0	Coal	Cell burner boiler	Dry Sorbent Injection	Low NOx Cell Burner|Selective Catalytic Reduction	Baghouse	Halogenated PAC Sorbent Injection	ARP, CSNOX, CSOSG2E, CSSO2G1, MATS
MI	J H Campbell	1710	2	9/6/2025	6	0	Coal	Cell burner boiler	Dry Sorbent Injection	Low NOx Cell Burner|Selective Catalytic Reduction	Baghouse	Halogenated PAC Sorbent Injection	ARP, CSNOX, CSOSG2E, CSSO2G1, MATS
MI	J H Campbell	1710	2	9/6/2025	7	0	Coal	Cell burner boiler	Dry Sorbent Injection	Low NOx Cell Burner|Selective Catalytic Reduction	Baghouse	Halogenated PAC Sorbent Injection	ARP, CSNOX, CSOSG2E, CSSO2G1, MATS
MI	J H Campbell	1710	2	9/6/2025	8	0	Coal	Cell burner boiler	Dry Sorbent Injection	Low NOx Cell Burner|Selective Catalytic Reduction	Baghouse	Halogenated PAC Sorbent Injection	ARP, CSNOX, CSOSG2E, CSSO2G1, MATS
MI	J H Campbell	1710	2	9/6/2025	9	0	Coal	Cell burner boiler	Dry Sorbent Injection	Low NOx Cell Burner|Selective Catalytic Reduction	Baghouse	Halogenated PAC Sorbent Injection	ARP, CSNOX, CSOSG2E, CSSO2G1, MATS
MI	J H Campbell	1710	2	9/6/2025	10	0	Coal	Cell burner boiler	Dry Sorbent Injection	Low NOx Cell Burner|Selective Catalytic Reduction	Baghouse	Halogenated PAC Sorbent Injection	ARP, CSNOX, CSOSG2E, CSSO2G1, MATS
MI	J H Campbell	1710	2	9/6/2025	11	0	Coal	Cell burner boiler	Dry Sorbent Injection	Low NOx Cell Burner|Selective Catalytic Reduction	Baghouse	Halogenated PAC Sorbent Injection	ARP, CSNOX, CSOSG2E, CSSO2G1, MATS
MI	J H Campbell	1710	2	9/6/2025	12	0	Coal	Cell burner boiler	Dry Sorbent Injection	Low NOx Cell Burner|Selective Catalytic Reduction	Baghouse	Halogenated PAC Sorbent Injection	ARP, CSNOX, CSOSG2E, CSSO2G1, MATS
MI	J H Campbell	1710	2	9/6/2025	13	0	Coal	Cell burner boiler	Dry Sorbent Injection	Low NOx Cell Burner|Selective Catalytic Reduction	Baghouse	Halogenated PAC Sorbent Injection	ARP, CSNOX, CSOSG2E, CSSO2G1, MATS
MI	J H Campbell	1710	2	9/6/2025	14	0	Coal	Cell burner boiler	Dry Sorbent Injection	Low NOx Cell Burner|Selective Catalytic Reduction	Baghouse	Halogenated PAC Sorbent Injection	ARP, CSNOX, CSOSG2E, CSSO2G1, MATS
MI	J H Campbell	1710	2	9/6/2025	15	0	Coal	Cell burner boiler	Dry Sorbent Injection	Low NOx Cell Burner|Selective Catalytic Reduction	Baghouse	Halogenated PAC Sorbent Injection	ARP, CSNOX, CSOSG2E, CSSO2G1, MATS
MI	J H Campbell	1710	2	9/6/2025	16	0	Coal	Cell burner boiler	Dry Sorbent Injection	Low NOx Cell Burner|Selective Catalytic Reduction	Baghouse	Halogenated PAC Sorbent Injection	ARP, CSNOX, CSOSG2E, CSSO2G1, MATS
MI	J H Campbell	1710	2	9/6/2025	17	0	Coal	Cell burner boiler	Dry Sorbent Injection	Low NOx Cell Burner|Selective Catalytic Reduction	Baghouse	Halogenated PAC Sorbent Injection	ARP, CSNOX, CSOSG2E, CSSO2G1, MATS
MI	J H Campbell	1710	2	9/6/2025	18	0	Coal	Cell burner boiler	Dry Sorbent Injection	Low NOx Cell Burner|Selective Catalytic Reduction	Baghouse	Halogenated PAC Sorbent Injection	ARP, CSNOX, CSOSG2E, CSSO2G1, MATS
MI	J H Campbell	1710	2	9/6/2025	19	0	Coal	Cell burner boiler	Dry Sorbent Injection	Low NOx Cell Burner|Selective Catalytic Reduction	Baghouse	Halogenated PAC Sorbent Injection	ARP, CSNOX, CSOSG2E, CSSO2G1, MATS
MI	J H Campbell	1710	2	9/6/2025	20	0	Coal	Cell burner boiler	Dry Sorbent Injection	Low NOx Cell Burner|Selective Catalytic Reduction	Baghouse	Halogenated PAC Sorbent Injection	ARP, CSNOX, CSOSG2E, CSSO2G1, MATS
MI	J H Campbell	1710	2	9/6/2025	21	0	Coal	Cell burner boiler	Dry Sorbent Injection	Low NOx Cell Burner|Selective Catalytic Reduction	Baghouse	Halogenated PAC Sorbent Injection	ARP, CSNOX, CSOSG2E, CSSO2G1, MATS
MI	J H Campbell	1710	2	9/6/2025	22	0	Coal	Cell

MI	J H Campbell	1710	2	9/7/2025	5	0	Coal	Cell burner boiler	Dry Sorbent Injection	Low NOx Cell Burner|Selective Catalytic Reduction	Baghouse	Halogenated PAC Sorbent Injection	ARP, CSNOX, CSOSG2E, CSSO2G1, MATS
MI	J H Campbell	1710	2	9/7/2025	6	0	Coal	Cell burner boiler	Dry Sorbent Injection	Low NOx Cell Burner|Selective Catalytic Reduction	Baghouse	Halogenated PAC Sorbent Injection	ARP, CSNOX, CSOSG2E, CSSO2G1, MATS
MI	J H Campbell	1710	2	9/7/2025	7	0	Coal	Cell burner boiler	Dry Sorbent Injection	Low NOx Cell Burner|Selective Catalytic Reduction	Baghouse	Halogenated PAC Sorbent Injection	ARP, CSNOX, CSOSG2E, CSSO2G1, MATS
MI	J H Campbell	1710	2	9/7/2025	8	0	Coal	Cell burner boiler	Dry Sorbent Injection	Low NOx Cell Burner|Selective Catalytic Reduction	Baghouse	Halogenated PAC Sorbent Injection	ARP, CSNOX, CSOSG2E, CSSO2G1, MATS
MI	J H Campbell	1710	2	9/7/2025	9	0	Coal	Cell burner boiler	Dry Sorbent Injection	Low NOx Cell Burner|Selective Catalytic Reduction	Baghouse	Halogenated PAC Sorbent Injection	ARP, CSNOX, CSOSG2E, CSSO2G1, MATS
MI	J H Campbell	1710	2	9/7/2025	10	0	Coal	Cell burner boiler	Dry Sorbent Injection	Low NOx Cell Burner|Selective Catalytic Reduction	Baghouse	Halogenated PAC Sorbent Injection	ARP, CSNOX, CSOSG2E, CSSO2G1, MATS
MI	J H Campbell	1710	2	9/7/2025	11	0	Coal	Cell burner boiler	Dry Sorbent Injection	Low NOx Cell Burner|Selective Catalytic Reduction	Baghouse	Halogenated PAC Sorbent Injection	ARP, CSNOX, CSOSG2E, CSSO2G1, MATS
MI	J H Campbell	1710	2	9/7/2025	12	0	Coal	Cell burner boiler	Dry Sorbent Injection	Low NOx Cell Burner|Selective Catalytic Reduction	Baghouse	Halogenated PAC Sorbent Injection	ARP, CSNOX, CSOSG2E, CSSO2G1, MATS
MI	J H Campbell	1710	2	9/7/2025	13	0	Coal	Cell burner boiler	Dry Sorbent Injection	Low NOx Cell Burner|Selective Catalytic Reduction	Baghouse	Halogenated PAC Sorbent Injection	ARP, CSNOX, CSOSG2E, CSSO2G1, MATS
MI	J H Campbell	1710	2	9/7/2025	14	0	Coal	Cell burner boiler	Dry Sorbent Injection	Low NOx Cell Burner|Selective Catalytic Reduction	Baghouse	Halogenated PAC Sorbent Injection	ARP, CSNOX, CSOSG2E, CSSO2G1, MATS
MI	J H Campbell	1710	2	9/7/2025	15	0	Coal	Cell burner boiler	Dry Sorbent Injection	Low NOx Cell Burner|Selective Catalytic Reduction	Baghouse	Halogenated PAC Sorbent Injection	ARP, CSNOX, CSOSG2E, CSSO2G1, MATS
MI	J H Campbell	1710	2	9/7/2025	16	0	Coal	Cell burner boiler	Dry Sorbent Injection	Low NOx Cell Burner|Selective Catalytic Reduction	Baghouse	Halogenated PAC Sorbent Injection	ARP, CSNOX, CSOSG2E, CSSO2G1, MATS
MI	J H Campbell	1710	2	9/7/2025	17	0	Coal	Cell burner boiler	Dry Sorbent Injection	Low NOx Cell Burner|Selective Catalytic Reduction	Baghouse	Halogenated PAC Sorbent Injection	ARP, CSNOX, CSOSG2E, CSSO2G1, MATS
MI	J H Campbell	1710	2	9/7/2025	18	0	Coal	Cell burner boiler	Dry Sorbent Injection	Low NOx Cell Burner|Selective Catalytic Reduction	Baghouse	Halogenated PAC Sorbent Injection	ARP, CSNOX, CSOSG2E, CSSO2G1, MATS
MI	J H Campbell	1710	2	9/7/2025	19	0	Coal	Cell burner boiler	Dry Sorbent Injection	Low NOx Cell Burner|Selective Catalytic Reduction	Baghouse	Halogenated PAC Sorbent Injection	ARP, CSNOX, CSOSG2E, CSSO2G1, MATS
MI	J H Campbell	1710	2	9/7/2025	20	0	Coal	Cell burner boiler	Dry Sorbent Injection	Low NOx Cell Burner|Selective Catalytic Reduction	Baghouse	Halogenated PAC Sorbent Injection	ARP, CSNOX, CSOSG2E, CSSO2G1, MATS
MI	J H Campbell	1710	2	9/7/2025	21	0	Coal	Cell burner boiler	Dry Sorbent Injection	Low NOx Cell Burner|Selective Catalytic Reduction	Baghouse	Halogenated PAC Sorbent Injection	ARP, CSNOX, CSOSG2E, CSSO2G1, MATS
MI	J H Campbell	1710	2	9/7/2025	22	0	Coal	Cell burner boiler	Dry Sorbent Injection	Low NOx Cell Burner|Selective Catalytic Reduction	Baghouse	Halogenated PAC Sorbent Injection	ARP, CSNOX, CSOSG2E, CSSO2G1, MATS
MI	J H Campbell	1710	2	9/7/2025	23	0	Coal	Cell burner boiler	Dry Sorbent Injection	Low NOx Cell Burner|Selective Catalytic Reduction	Baghouse	Halogenated PAC Sorbent Injection	ARP, CSNOX, CSOSG2E, CSSO2G1, MATS
MI	J H Campbell	1710	2	9/8/2025	0	0	Coal	Cell burner boiler	Dry Sorbent Injection	Low NOx Cell Burner|Selective Catalytic Reduction	Baghouse	Halogenated PAC Sorbent Injection	ARP, CSNOX, CSOSG2E, CSSO2G1, MATS
MI	J H Campbell	1710	2	9/8/2025	1	0	Coal	Cell burner boiler	Dry Sorbent Injection	Low NOx Cell Burner|Selective Catalytic Reduction	Baghouse	Halogenated PAC Sorbent Injection	ARP, CSNOX, CSOSG2E, CSSO2G1, MATS
MI	J H Campbell	1710	2	9/8/2025	2	0	Coal	Cell burner boiler	Dry Sorbent Injection	Low NOx Cell Burner|Selective Catalytic Reduction	Baghouse	Halogenated PAC Sorbent Injection	ARP, CSNOX, CSOSG2E, CSSO2G1, MATS
MI	J H Campbell	1710	2	9/8/2025	3	0	Coal	Cell burner boiler	Dry Sorbent Injection	Low NOx Cell Burner|Selective Catalytic Reduction	Baghouse	Halogenated PAC Sorbent Injection	ARP, CSNOX, CSOSG2E, CSSO2G1, MATS
MI	J H Campbell	1710	2	9/8/2025	4	0	Coal	Cell burner boiler	Dry Sorbent Injection	Low NOx Cell Burner|Selective Catalytic Reduction	Baghouse	Halogenated PAC Sorbent Injection	ARP, CSNOX, CSOSG2E, CSSO2G1, MATS
MI	J H Campbell	1710	2	9/8/2025	5	0	Coal	Cell burner boiler	Dry Sorbent Injection	Low NOx Cell Burner|Selective Catalytic Reduction	Baghouse	Halogenated PAC Sorbent Injection	ARP, CSNOX, CSOSG2E, CSSO2G1, MATS
MI	J H Campbell	1710	2	9/8/2025	6	0	Coal	Cell burner boiler	Dry Sorbent Injection	Low NOx Cell Burner|Selective Catalytic Reduction	Baghouse	Halogenated PAC Sorbent Injection	ARP, CSNOX, CSOSG2E, CSSO2G1, MATS
MI	J H Campbell	1710	2	9/8/2025	7	0	Coal	Cell burner boiler	Dry Sorbent Injection	Low NOx Cell Burner|Selective Catalytic Reduction	Baghouse	Halogenated PAC Sorbent Injection	ARP, CSNOX, CSOSG2E, CSSO2G1, MATS
MI	J H Campbell	1710	2	9/8/2025	8	0	Coal	Cell burner boiler	Dry Sorbent Injection	Low NOx Cell Burner|Selective Catalytic Reduction	Baghouse	Halogenated PAC Sorbent Injection	ARP, CSNOX, CSOSG2E, CSSO2G1, MATS
MI	J H Campbell	1710	2	9/8/2025	9	0	Coal	Cell burner boiler	Dry Sorbent Injection	Low NOx Cell Burner|Selective Catalytic Reduction	Baghouse	Halogenated PAC Sorbent Injection	ARP, CSNOX, CSOSG2E, CSSO2G1, MATS
MI	J H Campbell	1710	2	9/8/2025	10	0	Coal	Cell burner boiler	Dry Sorbent Injection	Low NOx Cell Burner|Selective Catalytic Reduction	Baghouse	Halogenated PAC Sorbent Injection	ARP, CSNOX, CSOSG2E, CSSO2G1, MATS
MI	J H Campbell	1710	2	9/8/2025	11	0	Coal	Cell burner boiler	Dry Sorbent Injection	Low NOx Cell Burner|Selective Catalytic Reduction	Baghouse	Halogenated PAC Sorbent Injection	ARP, CSNOX, CSOSG2E, CSSO2G1, MATS
MI	J H Campbell	1710	2	9/8/2025	12	0	Coal	Cell burner boiler	Dry Sorbent Injection	Low NOx Cell Burner|Selective Catalytic Reduction	Baghouse	Halogenated PAC Sorbent Injection	ARP, CSNOX, CSOSG2E, CSSO2G1, MATS
MI	J H Campbell	1710	2	9/8/2025	13	0	Coal	Cell burner boiler	Dry Sorbent Injection	Low NOx Cell Burner|Selective Catalytic Reduction	Baghouse	Halogenated PAC Sorbent Injection	ARP, CSNOX, CSOSG2E, CSSO2G1, MATS
MI	J H Campbell	1710	2	9/8/2025	14	0	Coal	Cell burner boiler	Dry Sorbent Injection	Low NOx Cell Burner|Selective Catalytic Reduction	Baghouse	Halogenated PAC Sorbent Injection	ARP, CSNOX, CSOSG2E, CSSO2G1, MATS
MI	J H Campbell	1710	2	9/8/2025	15	0	Coal	Cell burner boiler	Dry Sorbent Injection	Low NOx Cell Burner|Selective Catalytic Reduction	Baghouse	Halogenated PAC Sorbent Injection	ARP, CSNOX, CSOSG2E, CSSO2G1, MATS
MI	J H Campbell	1710	2	9/8/2025	16	0	Coal	Cell burner boiler	Dry Sorbent Injection	Low NOx Cell Burner|Selective Catalytic Reduction	Baghouse	Halogenated PAC Sorbent Injection	ARP, CSNOX, CSOSG2E, CSSO2G1, MATS
MI	J H Campbell	1710	2	9/8/2025	17	0	Coal	Cell burner boiler	Dry Sorbent Injection	Low NOx Cell Burner|Selective Catalytic Reduction	Baghouse	Halogenated PAC Sorbent Injection	ARP, CSNOX, CSOSG2E, CSSO2G1, MATS
MI	J H Campbell	1710	2	9/8/2025	18	0	Coal	Cell burner boiler	Dry Sorbent Injection	Low NOx Cell Burner|Selective Catalytic Reduction	Baghouse	Halogenated PAC Sorbent Injection	ARP, CSNOX, CSOSG2E, CSSO2G1, MATS
MI	J H Campbell	1710	2	9/8/2025	19	0	Coal	Cell burner boiler	Dry Sorbent Injection	Low NOx Cell Burner|Selective Catalytic Reduction	Baghouse	Halogenated PAC Sorbent Injection	ARP, CSNOX, CSOSG2E, CSSO2G1, MATS
MI	J H Campbell	1710	2	9/8/2025	20	0	Coal	Cell burner boiler	Dry Sorbent Injection	Low NOx Cell Burner|Selective Catalytic Reduction	Baghouse	Halogenated PAC Sorbent Injection	ARP, CSNOX, CSOSG2E, CSSO2G1, MATS
MI	J H Campbell	1710	2	9/8/2025	21	0	Coal	Cell burner boiler	Dry Sorbent Injection	Low NOx Cell Burner|Selective Catalytic Reduction	Baghouse	Halogenated PAC Sorbent Injection	ARP, CSNOX, CSOSG2E, CSSO2G1, MATS
MI	J H Campbell	1710	2	9/8/2025	22	0	Coal	Cell burner boiler	Dry Sorbent Injection	Low NOx Cell Burner|Selective Catalytic Reduction	Baghouse	Halogenated PAC Sorbent Injection	ARP, CSNOX, CSOSG2E, CSSO2G1, MATS
MI	J H Campbell	1710	2	9/8/2025	23	0	Coal	Cell burner boiler	Dry Sorbent Injection	Low NOx Cell Burner|Selective Catalytic Reduction	Baghouse	Halogenated PAC Sorbent Injection	ARP, CSNOX, CSOSG2E, CSSO2G1, MATS
MI	J H Campbell	1710	2	9/9/2025	0	0	Coal	Cell burner boiler	Dry Sorbent Injection	Low NOx Cell Burner|Selective Catalytic Reduction	Baghouse	Halogenated PAC Sorbent Injection	ARP, CSNOX, CSOSG2E, CSSO2G1, MATS
MI	J H Campbell	1710	2	9/9/2025	1	0	Coal	Cell burner boiler	Dry Sorbent Injection	Low NOx Cell Burner|Selective Catalytic Reduction	Baghouse	Halogenated PAC Sorbent Injection	ARP, CSNOX, CSOSG2E, CSSO2G1, MATS
MI	J H Campbell	1710	2	9/9/2025	2	0	Coal	Cell burner boiler	Dry Sorbent Injection	Low NOx Cell Burner|Selective Catalytic Reduction	Baghouse	Halogenated PAC Sorbent Injection	ARP, CSNOX, CSOSG2E, CSSO2G1, MATS
MI	J H Campbell	1710	2	9/9/2025	3	0	Coal	Cell burner boiler	Dry Sorbent Injection	Low NOx Cell Burner|Selective Catalytic Reduction	Baghouse	Halogenated PAC Sorbent Injection	ARP, CSNOX, CSOSG2E, CSSO2G1, MATS
MI	J H Campbell	1710	2	9/9/2025	4	0	Coal	Cell burner boiler	Dry Sorbent Injection	Low NOx Cell Burner|Selective Catalytic Reduction	Baghouse	Halogenated PAC Sorbent Injection	ARP, CSNOX, CSOSG2E, CSSO2G1, MATS
MI	J H Campbell	1710	2	9/9/2025	5	0	Coal	Cell burner boiler	Dry Sorbent Injection	Low NOx Cell Burner|Selective Catalytic Reduction	Baghouse	Halogenated PAC Sorbent Injection	ARP, CSNOX, CSOSG2E, CSSO2G1, MATS
MI	J H Campbell	1710	2	9/9/2025	6	0	Coal	Cell burner boiler	Dry Sorbent Injection	Low NOx Cell Burner|Selective Catalytic Reduction	Baghouse	Halogenated PAC Sorbent Injection	ARP, CSNOX, CSOSG2E, CSSO2G1, MATS
MI	J H Campbell	1710	2	9/9/2025	7	0	Coal	Cell burner boiler	Dry Sorbent Injection	Low NOx Cell Burner|Selective Catalytic Reduction	Baghouse	Halogenated PAC Sorbent Injection	ARP, CSNOX, CSOSG2E, CSSO2G1, MATS
MI	J H Campbell	1710	2	9/9/2025	8	0	Coal	Cell burner boiler	Dry Sorbent Injection	Low NOx Cell Burner|Selective Catalytic Reduction	Baghouse	Halogenated PAC Sorbent Injection	ARP, CSNOX, CSOSG2E, CSSO2G1, MATS
MI	J H Campbell	1710	2	9/9/2025	9	0	Coal	Cell burner boiler	Dry Sorbent Injection	Low NOx Cell Burner|Selective Catalytic Reduction	Baghouse	Halogenated PAC Sorbent Injection	ARP, CSNOX, CSOSG2E, CSSO2G1, MATS
MI	J H Campbell	1710	2	9/9/2025	10	0	Coal	Cell burner boiler	Dry Sorbent Injection	Low NOx Cell Burner|Selective Catalytic Reduction	Baghouse	Halogenated PAC Sorbent Injection	ARP, CSNOX, CSOSG2E, CSSO2G1, MATS
MI	J H Campbell	1710	2	9/9/2025	11	0	Coal	Cell burner boiler	Dry Sorbent Injection	Low NOx Cell Burner|Selective Catalytic Reduction	Baghouse	Halogenated PAC Sorbent Injection	ARP, CSNOX, CSOSG2E, CSSO2G1, MATS
MI	J H Campbell	1710	2	9/9/2025	12	0	Coal	Cell burner boiler	Dry Sorbent Injection	Low NOx Cell Burner|Selective Catalytic Reduction	Baghouse	Halogenated PAC Sorbent Injection	ARP, CSNOX, CSOSG2E, CSSO2G1, MATS
MI	J H Campbell	1710	2	9/9/2025	13	0	Coal	Cell burner boiler	Dry Sorbent Injection	Low NOx Cell Burner|Selective Catalytic Reduction	Baghouse	Halogenated PAC Sorbent Injection	ARP, CSNOX, CSOSG2E, CSSO2G1, MATS
MI	J H Campbell	1710	2	9/9/2025	14	0	Coal	Cell burner boiler	Dry Sorbent Injection	Low NOx Cell Burner|Selective Catalytic Reduction	Baghouse	Halogenated PAC Sorbent Injection	ARP, CSNOX, CSOSG2E, CSSO2G1, MATS
MI	J H Campbell	1710	2	9/9/2025	15	0	Coal	Cell burner boiler	Dry Sorbent Injection	Low NOx Cell Burner|Selective Catalytic Reduction	Baghouse	Halogenated PAC Sorbent Injection	ARP, CSNOX, CSOSG2E, CSSO2G1, MATS
MI	J H Campbell	1710	2	9/9/2025	16	0	Coal	Cell burner boiler	Dry Sorbent Injection	Low NOx Cell Burner|Selective Catalytic Reduction	Baghouse	Halogenated PAC Sorbent Injection	ARP, CSNOX, CSOSG2E, CSSO2G1, MATS
MI	J H Campbell	1710	2	9/9/2025	17	0	Coal	Cell burner boiler	Dry Sorbent Injection	Low NOx Cell Burner|Selective Catalytic Reduction	Baghouse	Halogenated PAC Sorbent Injection	ARP, CSNOX, CSOSG2E, CSSO2G1, MATS
MI	J H Campbell	1710	2	9/9/2025	18	0	Coal	Cell burner boiler	Dry Sorbent Injection	Low NOx Cell Burner|Selective Catalytic Reduction	Baghouse	Halogenated PAC Sorbent Injection	ARP, CSNOX, CSOSG2E, CSSO2G1, MATS
MI	J H Campbell	1710	2	9/9/2025	19	0	Coal	Cell burner boiler	Dry Sorbent Injection	Low NOx Cell Burner|Selective Catalytic Reduction	Baghouse	Halogenated PAC Sorbent Injection	ARP, CSNOX, CSOSG2E, CSSO2G1, MATS
MI	J H Campbell	1710	2	9/9/2025	20	0	Coal	Cell burner boiler	Dry Sorbent Injection	Low NOx Cell Burner|Selective Catalytic Reduction	Baghouse	Halogenated PAC Sorbent Injection	ARP, CSNOX, CSOSG2E, CSSO2G1, MATS
MI	J H Campbell	1710	2	9/9/2025	21	0	Coal	Cell burner boiler	Dry Sorbent Injection	Low NOx Cell Burner|Selective Catalytic Reduction	Baghouse	Halogenated PAC Sorbent Injection	ARP, CSNOX, CSOSG2E, CSSO2G1, MATS
MI	J H Campbell	1710	2	9/9/2025	22	0	Coal	Cell burner boiler	Dry Sorbent Injection	Low NOx Cell Burner|Selective Catalytic Reduction	Baghouse	Halogenated PAC Sorbent Injection	ARP, CSNOX, CSOSG2E, CSSO2G1, MATS
MI	J H Campbell	1710	2	9/9/2025	23	0	Coal	Cell burner boiler	Dry Sorbent Injection	Low NOx Cell Burner|Selective Catalytic Reduction	Baghouse	Halogenated PAC Sorbent Injection	ARP, CSNOX, CSOSG2E, CSSO2G1, MATS
MI	J H Campbell	1710	2	########	0	0	Coal	Cell burner boiler	Dry Sorbent Injection	Low NOx Cell Burner|Selective Catalytic Reduction	Baghouse	Halogenated PAC Sorbent Injection	ARP, CSNOX, CSOSG2E, CSSO2G1, MATS
MI	J H Campbell	1710	2	########	1	0	Coal	Cell burner boiler	Dry Sorbent Injection	Low NOx Cell Burner|Selective Catalytic Reduction	Baghouse	Halogenated PAC Sorbent Injection	ARP, CSNOX, CSOSG2E, CSSO2G1, MATS
MI	J H Campbell	1710	2	########	2	0	Coal	Cell burner boiler	Dry Sorbent Injection	Low NOx Cell Burner|Selective Catalytic Reduction	Baghouse	Halogenated PAC Sorbent Injection	ARP, CSNOX, CSOSG2E, CSSO2G1, MATS
MI	J H Campbell	1710	2	########	3	0	Coal	Cell burner boiler	Dry Sorbent Injection	Low NOx Cell Burner|Selective Catalytic Reduction	Baghouse	Halogenated PAC Sorbent Injection	ARP, CSNOX, CSOSG2E, CSSO2G1, MATS
MI	J H Campbell	1710	2	########	4	0	Coal	Cell burner boiler	Dry Sorbent Injection	Low NOx Cell Burner|Selective Catalytic Reduction	Baghouse	Halogenated PAC Sorbent Injection	ARP, CSNOX, CSOSG2E, CSSO2G1, MATS
MI	J H Campbell	1710	2	########	5	0	Coal	Cell burner boiler	Dry Sorbent Injection	Low NOx Cell Burner|Selective Catalytic Reduction	Baghouse	Halogenated PAC Sorbent Injection	ARP, CSNOX, CSOSG2E, CSSO2G1, MATS
MI	J H Campbell	1710	2	########	6	0	Coal	Cell burner boiler	Dry Sorbent Injection	Low NOx Cell Burner|Selective Catalytic Reduction	Baghouse	Halogenated PAC Sorbent Injection	ARP, CSNOX, CSOSG2E, CSSO2G1, MATS
MI	J H Campbell	1710	2	########	7	0	Coal	Cell burner boiler	Dry Sorbent Injection	Low NOx Cell Burner|Selective Catalytic Reduction	Baghouse	Halogenated PAC Sorbent Injection	ARP, CSNOX, CSOSG2E, CSSO2G1, MATS
MI	J H Campbell	1710	2	########	8	0	Coal	Cell burner boiler	Dry Sorbent Injection	Low NOx Cell Burner|Selective Catalytic Reduction	Baghouse	Halogenated PAC Sorbent Injection	ARP, CSNOX, CSOSG2E, CSSO2G1, MATS
MI	J H Campbell	1710	2	########	9	0	Coal	Cell burner boiler	Dry Sorbent Injection	Low NOx Cell Burner|Selective Catalytic Reduction	Baghouse	Halogenated PAC Sorbent Injection	ARP, CSNOX, CSOSG2E, CSSO2G1, MATS
MI	J H Campbell	1710	2	########	10	0	Coal	Cell burner boiler	Dry Sorbent Injection	Low NOx Cell Burner|Selective Catalytic Reduction	Baghouse	Halogenated PAC Sorbent Injection	ARP, CSNOX, CSOSG2E, CSSO2G1, MATS
MI	J H Campbell	1710	2	########	11	0	Coal	Cell burner boiler	Dry Sorbent Injection	Low NOx Cell Burner|Selective Catalytic Reduction	Baghouse	Halogenated PAC Sorbent Injection	ARP, CSNOX, CSOSG2E, CSSO2G1, MATS
MI	J H Campbell	1710	2	########	12	0	Coal	Cell burner boiler	Dry Sorbent Injection	Low NOx Cell Burner|Selective Catalytic Reduction	Baghouse	Halogenated PAC Sorbent Injection	ARP, CSNOX, CSOSG2E, CSSO2G1, MATS
MI	J H Campbell	1710	2	########	13	0	Coal	Cell burner boiler	Dry Sorbent Injection	Low NOx Cell Burner|Selective Catalytic Reduction	Baghouse	Halogenated PAC Sorbent Injection	ARP, CSNOX, CSOSG2E, CSSO2G1, MATS
MI	J H Campbell	1710	2	########	14	0	Coal	Cell burner boiler	Dry Sorbent Injection	Low NOx Cell Burner|Selective Catalytic Reduction	Baghouse	Halogenated PAC Sorbent Injection	ARP, CSNOX, CSOSG2E, CSSO2G1, MATS
MI	J H Campbell	1710	2	########	15	0	Coal	Cell burner boiler	Dry Sorbent Injection	Low NOx Cell Burner|Selective Catalytic Reduction	Baghouse	Halogenated PAC Sorbent Injection	ARP, CSNOX, CSOSG2E, CSSO2G1, MATS
MI	J H Campbell	1710	2	########	16	0	Coal	Cell burner boiler	Dry Sorbent Injection	Low NOx Cell Burner|Selective Catalytic Reduction	Baghouse	Halogenated PAC Sorbent Injection	ARP, CSNOX, CSOSG2E, CSSO2G1, MATS
MI	J H Campbell	1710	2	########	17	0	Coal	Cell burner boiler	Dry Sorbent Injection	Low NOx Cell Burner|Selective Catalytic Reduction	Baghouse	Halogenated PAC Sorbent Injection	ARP, CSNOX, CSOSG2E, CSSO2G1, MATS
MI	J H Campbell	1710	2	########	18	0	Coal	Cell burner boiler	Dry Sorbent Injection	Low NOx Cell Burner|Selective Catalytic Reduction	Baghouse	Halogenated PAC Sorbent Injection	ARP, CSNOX, CSOSG2E, CSSO2G1, MATS
MI	J H Campbell	1710	2	########	19	0	Coal	Cell burner boiler	Dry Sorbent Injection	Low NOx Cell Burner|Selective Catalytic Reduction	Baghouse	Halogenated PAC Sorbent Injection	ARP, CSNOX, CSOSG2E, CSSO2G1, MATS
MI	J H Campbell	1710	2	########	20	0	Coal	Cell burner boiler	Dry Sorbent Injection	Low NOx Cell Burner|Selective Catalytic Reduction	Baghouse	Halogenated PAC Sorbent Injection	ARP, CSNOX, CSOSG2E, CSSO2G1, MATS
MI	J H Campbell	1710	2	########	21	0	Coal	Cell burner boiler	Dry Sorbent Injection	Low NOx Cell Burner|Selective Catalytic Reduction	Baghouse	Halogenated PAC Sorbent Injection	ARP, CSNOX, CSOSG2E, CSSO2G1, MATS
MI	J H Campbell	1710	2	########	22	0	Coal	Cell burner boiler	Dry Sorbent Injection	Low NOx Cell Burner|Selective Catalytic Reduction	Baghouse	Halogenated PAC Sorbent Injection	ARP, CSNOX, CSOSG2E, CSSO2G1, MATS
MI	J H Campbell	1710	2	########	23	0	Coal	Cell burner boiler	Dry Sorbent Injection	Low NOx Cell Burner|Selective Catalytic Reduction	Baghouse	Halogenated PAC Sorbent Injection	ARP, CSNOX, CSOSG2E, CSSO2G1, MATS
MI	J H Campbell	1710	2	########	0	0	Coal	Cell burner boiler	Dry Sorbent Injection	Low NOx Cell Burner|Selective Catalytic Reduction	Baghouse	Halogenated PAC Sorbent Injection	ARP, CSNOX, CSOSG2E, CSSO2G1, MATS
MI	J H Campbell	1710	2	########	1	0	Coal	Cell burner boiler	Dry Sorbent Injection	Low NOx Cell Burner|Selective Catalytic Reduction	Baghouse	Halogenated PAC Sorbent Injection	ARP, CSNOX, CSOSG2E, CSSO2G1, MATS
MI	J H Campbell	1710	2	########	2	0	Coal	Cell burner boiler	Dry Sorbent Injection	Low NOx Cell Burner|Selective Catalytic Reduction	Baghouse	Halogenated PAC Sorbent Injection	ARP, CSNOX, CSOSG2E, CSSO2G1, MATS
MI	J H Campbell	1710	2	########	3	0	Coal	Cell burner boiler	Dry Sorbent Injection	Low NOx Cell Burner|Selective Catalytic Reduction	Baghouse	Halogenated PAC Sorbent Injection	ARP, CSNOX, CSOSG2E, CSSO2G1, MATS

MI	J H Campbell	1710	2	########	4	0	Coal	Cell burner boiler	Dry Sorbent Injection	Low NOx Cell Burner|Selective Catalytic Reduction	Baghouse	Halogenated PAC Sorbent Injection	ARP, CSNOX, CSOSG2E, CSSO2G1, MATS
MI	J H Campbell	1710	2	########	5	0	Coal	Cell burner boiler	Dry Sorbent Injection	Low NOx Cell Burner|Selective Catalytic Reduction	Baghouse	Halogenated PAC Sorbent Injection	ARP, CSNOX, CSOSG2E, CSSO2G1, MATS
MI	J H Campbell	1710	2	########	6	0	Coal	Cell burner boiler	Dry Sorbent Injection	Low NOx Cell Burner|Selective Catalytic Reduction	Baghouse	Halogenated PAC Sorbent Injection	ARP, CSNOX, CSOSG2E, CSSO2G1, MATS
MI	J H Campbell	1710	2	########	7	0	Coal	Cell burner boiler	Dry Sorbent Injection	Low NOx Cell Burner|Selective Catalytic Reduction	Baghouse	Halogenated PAC Sorbent Injection	ARP, CSNOX, CSOSG2E, CSSO2G1, MATS
MI	J H Campbell	1710	2	########	8	0	Coal	Cell burner boiler	Dry Sorbent Injection	Low NOx Cell Burner|Selective Catalytic Reduction	Baghouse	Halogenated PAC Sorbent Injection	ARP, CSNOX, CSOSG2E, CSSO2G1, MATS
MI	J H Campbell	1710	2	########	9	0	Coal	Cell burner boiler	Dry Sorbent Injection	Low NOx Cell Burner|Selective Catalytic Reduction	Baghouse	Halogenated PAC Sorbent Injection	ARP, CSNOX, CSOSG2E, CSSO2G1, MATS
MI	J H Campbell	1710	2	########	10	0	Coal	Cell burner boiler	Dry Sorbent Injection	Low NOx Cell Burner|Selective Catalytic Reduction	Baghouse	Halogenated PAC Sorbent Injection	ARP, CSNOX, CSOSG2E, CSSO2G1, MATS
MI	J H Campbell	1710	2	########	11	0	Coal	Cell burner boiler	Dry Sorbent Injection	Low NOx Cell Burner|Selective Catalytic Reduction	Baghouse	Halogenated PAC Sorbent Injection	ARP, CSNOX, CSOSG2E, CSSO2G1, MATS
MI	J H Campbell	1710	2	########	12	0	Coal	Cell burner boiler	Dry Sorbent Injection	Low NOx Cell Burner|Selective Catalytic Reduction	Baghouse	Halogenated PAC Sorbent Injection	ARP, CSNOX, CSOSG2E, CSSO2G1, MATS
MI	J H Campbell	1710	2	########	13	0	Coal	Cell burner boiler	Dry Sorbent Injection	Low NOx Cell Burner|Selective Catalytic Reduction	Baghouse	Halogenated PAC Sorbent Injection	ARP, CSNOX, CSOSG2E, CSSO2G1, MATS
MI	J H Campbell	1710	2	########	14	0	Coal	Cell burner boiler	Dry Sorbent Injection	Low NOx Cell Burner|Selective Catalytic Reduction	Baghouse	Halogenated PAC Sorbent Injection	ARP, CSNOX, CSOSG2E, CSSO2G1, MATS
MI	J H Campbell	1710	2	########	15	0	Coal	Cell burner boiler	Dry Sorbent Injection	Low NOx Cell Burner|Selective Catalytic Reduction	Baghouse	Halogenated PAC Sorbent Injection	ARP, CSNOX, CSOSG2E, CSSO2G1, MATS
MI	J H Campbell	1710	2	########	16	0	Coal	Cell burner boiler	Dry Sorbent Injection	Low NOx Cell Burner|Selective Catalytic Reduction	Baghouse	Halogenated PAC Sorbent Injection	ARP, CSNOX, CSOSG2E, CSSO2G1, MATS
MI	J H Campbell	1710	2	########	17	0	Coal	Cell burner boiler	Dry Sorbent Injection	Low NOx Cell Burner|Selective Catalytic Reduction	Baghouse	Halogenated PAC Sorbent Injection	ARP, CSNOX, CSOSG2E, CSSO2G1, MATS
MI	J H Campbell	1710	2	########	18	0	Coal	Cell burner boiler	Dry Sorbent Injection	Low NOx Cell Burner|Selective Catalytic Reduction	Baghouse	Halogenated PAC Sorbent Injection	ARP, CSNOX, CSOSG2E, CSSO2G1, MATS
MI	J H Campbell	1710	2	########	19	0	Coal	Cell burner boiler	Dry Sorbent Injection	Low NOx Cell Burner|Selective Catalytic Reduction	Baghouse	Halogenated PAC Sorbent Injection	ARP, CSNOX, CSOSG2E, CSSO2G1, MATS
MI	J H Campbell	1710	2	########	20	0	Coal	Cell burner boiler	Dry Sorbent Injection	Low NOx Cell Burner|Selective Catalytic Reduction	Baghouse	Halogenated PAC Sorbent Injection	ARP, CSNOX, CSOSG2E, CSSO2G1, MATS
MI	J H Campbell	1710	2	########	21	0	Coal	Cell burner boiler	Dry Sorbent Injection	Low NOx Cell Burner|Selective Catalytic Reduction	Baghouse	Halogenated PAC Sorbent Injection	ARP, CSNOX, CSOSG2E, CSSO2G1, MATS
MI	J H Campbell	1710	2	########	22	0	Coal	Cell burner boiler	Dry Sorbent Injection	Low NOx Cell Burner|Selective Catalytic Reduction	Baghouse	Halogenated PAC Sorbent Injection	ARP, CSNOX, CSOSG2E, CSSO2G1, MATS
MI	J H Campbell	1710	2	########	23	0	Coal	Cell burner boiler	Dry Sorbent Injection	Low NOx Cell Burner|Selective Catalytic Reduction	Baghouse	Halogenated PAC Sorbent Injection	ARP, CSNOX, CSOSG2E, CSSO2G1, MATS
MI	J H Campbell	1710	2	########	0	0	Coal	Cell burner boiler	Dry Sorbent Injection	Low NOx Cell Burner|Selective Catalytic Reduction	Baghouse	Halogenated PAC Sorbent Injection	ARP, CSNOX, CSOSG2E, CSSO2G1, MATS
MI	J H Campbell	1710	2	########	1	0	Coal	Cell burner boiler	Dry Sorbent Injection	Low NOx Cell Burner|Selective Catalytic Reduction	Baghouse	Halogenated PAC Sorbent Injection	ARP, CSNOX, CSOSG2E, CSSO2G1, MATS
MI	J H Campbell	1710	2	########	2	0	Coal	Cell burner boiler	Dry Sorbent Injection	Low NOx Cell Burner|Selective Catalytic Reduction	Baghouse	Halogenated PAC Sorbent Injection	ARP, CSNOX, CSOSG2E, CSSO2G1, MATS
MI	J H Campbell	1710	2	########	3	0	Coal	Cell burner boiler	Dry Sorbent Injection	Low NOx Cell Burner|Selective Catalytic Reduction	Baghouse	Halogenated PAC Sorbent Injection	ARP, CSNOX, CSOSG2E, CSSO2G1, MATS

MI	J H Campbell	1710	2	########	3	0	Coal	Cell burner boiler	Dry Sorbent Injection	Low NOx Cell Burner|Selective Catalytic Reduction	Baghouse	Halogenated PAC Sorbent Injection	ARP, CSNOX, CSOSG2E, CSSO2G1, MATS
MI	J H Campbell	1710	2	########	4	0	Coal	Cell burner boiler	Dry Sorbent Injection	Low NOx Cell Burner|Selective Catalytic Reduction	Baghouse	Halogenated PAC Sorbent Injection	ARP, CSNOX, CSOSG2E, CSSO2G1, MATS
MI	J H Campbell	1710	2	########	5	0	Coal	Cell burner boiler	Dry Sorbent Injection	Low NOx Cell Burner|Selective Catalytic Reduction	Baghouse	Halogenated PAC Sorbent Injection	ARP, CSNOX, CSOSG2E, CSSO2G1, MATS
MI	J H Campbell	1710	2	########	6	0	Coal	Cell burner boiler	Dry Sorbent Injection	Low NOx Cell Burner|Selective Catalytic Reduction	Baghouse	Halogenated PAC Sorbent Injection	ARP, CSNOX, CSOSG2E, CSSO2G1, MATS
MI	J H Campbell	1710	2	########	7	0	Coal	Cell burner boiler	Dry Sorbent Injection	Low NOx Cell Burner|Selective Catalytic Reduction	Baghouse	Halogenated PAC Sorbent Injection	ARP, CSNOX, CSOSG2E, CSSO2G1, MATS
MI	J H Campbell	1710	2	########	8	0	Coal	Cell burner boiler	Dry Sorbent Injection	Low NOx Cell Burner|Selective Catalytic Reduction	Baghouse	Halogenated PAC Sorbent Injection	ARP, CSNOX, CSOSG2E, CSSO2G1, MATS
MI	J H Campbell	1710	2	########	9	0	Coal	Cell burner boiler	Dry Sorbent Injection	Low NOx Cell Burner|Selective Catalytic Reduction	Baghouse	Halogenated PAC Sorbent Injection	ARP, CSNOX, CSOSG2E, CSSO2G1, MATS
MI	J H Campbell	1710	2	########	10	0	Coal	Cell burner boiler	Dry Sorbent Injection	Low NOx Cell Burner|Selective Catalytic Reduction	Baghouse	Halogenated PAC Sorbent Injection	ARP, CSNOX, CSOSG2E, CSSO2G1, MATS
MI	J H Campbell	1710	2	########	11	0	Coal	Cell burner boiler	Dry Sorbent Injection	Low NOx Cell Burner|Selective Catalytic Reduction	Baghouse	Halogenated PAC Sorbent Injection	ARP, CSNOX, CSOSG2E, CSSO2G1, MATS
MI	J H Campbell	1710	2	########	12	0	Coal	Cell burner boiler	Dry Sorbent Injection	Low NOx Cell Burner|Selective Catalytic Reduction	Baghouse	Halogenated PAC Sorbent Injection	ARP, CSNOX, CSOSG2E, CSSO2G1, MATS
MI	J H Campbell	1710	2	########	13	0	Coal	Cell burner boiler	Dry Sorbent Injection	Low NOx Cell Burner|Selective Catalytic Reduction	Baghouse	Halogenated PAC Sorbent Injection	ARP, CSNOX, CSOSG2E, CSSO2G1, MATS
MI	J H Campbell	1710	2	########	14	0	Coal	Cell burner boiler	Dry Sorbent Injection	Low NOx Cell Burner|Selective Catalytic Reduction	Baghouse	Halogenated PAC Sorbent Injection	ARP, CSNOX, CSOSG2E, CSSO2G1, MATS
MI	J H Campbell	1710	2	########	15	0	Coal	Cell burner boiler	Dry Sorbent Injection	Low NOx Cell Burner|Selective Catalytic Reduction	Baghouse	Halogenated PAC Sorbent Injection	ARP, CSNOX, CSOSG2E, CSSO2G1, MATS
MI	J H Campbell	1710	2	########	16	0	Coal	Cell burner boiler	Dry Sorbent Injection	Low NOx Cell Burner|Selective Catalytic Reduction	Baghouse	Halogenated PAC Sorbent Injection	ARP, CSNOX, CSOSG2E, CSSO2G1, MATS
MI	J H Campbell	1710	2	########	17	0	Coal	Cell burner boiler	Dry Sorbent Injection	Low NOx Cell Burner|Selective Catalytic Reduction	Baghouse	Halogenated PAC Sorbent Injection	ARP, CSNOX, CSOSG2E, CSSO2G1, MATS
MI	J H Campbell	1710	2	########	18	0	Coal	Cell burner boiler	Dry Sorbent Injection	Low NOx Cell Burner|Selective Catalytic Reduction	Baghouse	Halogenated PAC Sorbent Injection	ARP, CSNOX, CSOSG2E, CSSO2G1, MATS
MI	J H Campbell	1710	2	########	19	0	Coal	Cell burner boiler	Dry Sorbent Injection	Low NOx Cell Burner|Selective Catalytic Reduction	Baghouse	Halogenated PAC Sorbent Injection	ARP, CSNOX, CSOSG2E, CSSO2G1, MATS
MI	J H Campbell	1710	2	########	20	0	Coal	Cell burner boiler	Dry Sorbent Injection	Low NOx Cell Burner|Selective Catalytic Reduction	Baghouse	Halogenated PAC Sorbent Injection	ARP, CSNOX, CSOSG2E, CSSO2G1, MATS
MI	J H Campbell	1710	2	########	21	0	Coal	Cell burner boiler	Dry Sorbent Injection	Low NOx Cell Burner|Selective Catalytic Reduction	Baghouse	Halogenated PAC Sorbent Injection	ARP, CSNOX, CSOSG2E, CSSO2G1, MATS
MI	J H Campbell	1710	2	########	22	0	Coal	Cell burner boiler	Dry Sorbent Injection	Low NOx Cell Burner|Selective Catalytic Reduction	Baghouse	Halogenated PAC Sorbent Injection	ARP, CSNOX, CSOSG2E, CSSO2G1, MATS
MI	J H Campbell	1710	2	########	23	0	Coal	Cell burner boiler	Dry Sorbent Injection	Low NOx Cell Burner|Selective Catalytic Reduction	Baghouse	Halogenated PAC Sorbent Injection	ARP, CSNOX, CSOSG2E, CSSO2G1, MATS
MI	J H Campbell	1710	2	########	0	0	Coal	Cell burner boiler	Dry Sorbent Injection	Low NOx Cell Burner|Selective Catalytic Reduction	Baghouse	Halogenated PAC Sorbent Injection	ARP, CSNOX, CSOSG2E, CSSO2G1, MATS
MI	J H Campbell	1710	2	########	1	0	Coal	Cell burner boiler	Dry Sorbent Injection	Low NOx Cell Burner|Selective Catalytic Reduction	Baghouse	Halogenated PAC Sorbent Injection	ARP, CSNOX, CSOSG2E, CSSO2G1, MATS
MI	J H Campbell	1710	2	########	2	0	Coal	Cell burner boiler	Dry Sorbent Injection	Low NOx Cell Burner|Selective Catalytic Reduction	Baghouse	Halogenated PAC Sorbent Injection	ARP, CSNOX, CSOSG2E, CSSO2G1, MATS

MI	J H Campbell	1710	2	########	2	0	Coal	Cell burner boiler	Dry Sorbent Injection	Low NOx Cell Burner|Selective Catalytic Reduction	Baghouse	Halogenated PAC Sorbent Injection	ARP, CSNOX, CSOSG2E, CSSO2G1, MATS
MI	J H Campbell	1710	2	########	3	0	Coal	Cell burner boiler	Dry Sorbent Injection	Low NOx Cell Burner|Selective Catalytic Reduction	Baghouse	Halogenated PAC Sorbent Injection	ARP, CSNOX, CSOSG2E, CSSO2G1, MATS
MI	J H Campbell	1710	2	########	4	0	Coal	Cell burner boiler	Dry Sorbent Injection	Low NOx Cell Burner|Selective Catalytic Reduction	Baghouse	Halogenated PAC Sorbent Injection	ARP, CSNOX, CSOSG2E, CSSO2G1, MATS
MI	J H Campbell	1710	2	########	5	0	Coal	Cell burner boiler	Dry Sorbent Injection	Low NOx Cell Burner|Selective Catalytic Reduction	Baghouse	Halogenated PAC Sorbent Injection	ARP, CSNOX, CSOSG2E, CSSO2G1, MATS
MI	J H Campbell	1710	2	########	6	0	Coal	Cell burner boiler	Dry Sorbent Injection	Low NOx Cell Burner|Selective Catalytic Reduction	Baghouse	Halogenated PAC Sorbent Injection	ARP, CSNOX, CSOSG2E, CSSO2G1, MATS
MI	J H Campbell	1710	2	########	7	0	Coal	Cell burner boiler	Dry Sorbent Injection	Low NOx Cell Burner|Selective Catalytic Reduction	Baghouse	Halogenated PAC Sorbent Injection	ARP, CSNOX, CSOSG2E, CSSO2G1, MATS
MI	J H Campbell	1710	2	########	8	0	Coal	Cell burner boiler	Dry Sorbent Injection	Low NOx Cell Burner|Selective Catalytic Reduction	Baghouse	Halogenated PAC Sorbent Injection	ARP, CSNOX, CSOSG2E, CSSO2G1, MATS
MI	J H Campbell	1710	2	########	9	0	Coal	Cell burner boiler	Dry Sorbent Injection	Low NOx Cell Burner|Selective Catalytic Reduction	Baghouse	Halogenated PAC Sorbent Injection	ARP, CSNOX, CSOSG2E, CSSO2G1, MATS
MI	J H Campbell	1710	2	########	10	0	Coal	Cell burner boiler	Dry Sorbent Injection	Low NOx Cell Burner|Selective Catalytic Reduction	Baghouse	Halogenated PAC Sorbent Injection	ARP, CSNOX, CSOSG2E, CSSO2G1, MATS
MI	J H Campbell	1710	2	########	11	0	Coal	Cell burner boiler	Dry Sorbent Injection	Low NOx Cell Burner|Selective Catalytic Reduction	Baghouse	Halogenated PAC Sorbent Injection	ARP, CSNOX, CSOSG2E, CSSO2G1, MATS
MI	J H Campbell	1710	2	########	12	0	Coal	Cell burner boiler	Dry Sorbent Injection	Low NOx Cell Burner|Selective Catalytic Reduction	Baghouse	Halogenated PAC Sorbent Injection	ARP, CSNOX, CSOSG2E, CSSO2G1, MATS
MI	J H Campbell	1710	2	########	13	0	Coal	Cell burner boiler	Dry Sorbent Injection	Low NOx Cell Burner|Selective Catalytic Reduction	Baghouse	Halogenated PAC Sorbent Injection	ARP, CSNOX, CSOSG2E, CSSO2G1, MATS
MI	J H Campbell	1710	2	########	14	0	Coal	Cell burner boiler	Dry Sorbent Injection	Low NOx Cell Burner|Selective Catalytic Reduction	Baghouse	Halogenated PAC Sorbent Injection	ARP, CSNOX, CSOSG2E, CSSO2G1, MATS
MI	J H Campbell	1710	2	########	15	0	Coal	Cell burner boiler	Dry Sorbent Injection	Low NOx Cell Burner|Selective Catalytic Reduction	Baghouse	Halogenated PAC Sorbent Injection	ARP, CSNOX, CSOSG2E, CSSO2G1, MATS
MI	J H Campbell	1710	2	########	16	0	Coal	Cell burner boiler	Dry Sorbent Injection	Low NOx Cell Burner|Selective Catalytic Reduction	Baghouse	Halogenated PAC Sorbent Injection	ARP, CSNOX, CSOSG2E, CSSO2G1, MATS
MI	J H Campbell	1710	2	########	17	0	Coal	Cell burner boiler	Dry Sorbent Injection	Low NOx Cell Burner|Selective Catalytic Reduction	Baghouse	Halogenated PAC Sorbent Injection	ARP, CSNOX, CSOSG2E, CSSO2G1, MATS
MI	J H Campbell	1710	2	########	18	0	Coal	Cell burner boiler	Dry Sorbent Injection	Low NOx Cell Burner|Selective Catalytic Reduction	Baghouse	Halogenated PAC Sorbent Injection	ARP, CSNOX, CSOSG2E, CSSO2G1, MATS
MI	J H Campbell	1710	2	########	19	0	Coal	Cell burner boiler	Dry Sorbent Injection	Low NOx Cell Burner|Selective Catalytic Reduction	Baghouse	Halogenated PAC Sorbent Injection	ARP, CSNOX, CSOSG2E, CSSO2G1, MATS
MI	J H Campbell	1710	2	########	20	0	Coal	Cell burner boiler	Dry Sorbent Injection	Low NOx Cell Burner|Selective Catalytic Reduction	Baghouse	Halogenated PAC Sorbent Injection	ARP, CSNOX, CSOSG2E, CSSO2G1, MATS
MI	J H Campbell	1710	2	########	21	0	Coal	Cell burner boiler	Dry Sorbent Injection	Low NOx Cell Burner|Selective Catalytic Reduction	Baghouse	Halogenated PAC Sorbent Injection	ARP, CSNOX, CSOSG2E, CSSO2G1, MATS
MI	J H Campbell	1710	2	########	22	0	Coal	Cell burner boiler	Dry Sorbent Injection	Low NOx Cell Burner|Selective Catalytic Reduction	Baghouse	Halogenated PAC Sorbent Injection	ARP, CSNOX, CSOSG2E, CSSO2G1, MATS
MI	J H Campbell	1710	2	########	23	0	Coal	Cell burner boiler	Dry Sorbent Injection	Low NOx Cell Burner|Selective Catalytic Reduction	Baghouse	Halogenated PAC Sorbent Injection	ARP, CSNOX, CSOSG2E, CSSO2G1, MATS
MI	J H Campbell	1710	2	########	0	0	Coal	Cell burner boiler	Dry Sorbent Injection	Low NOx Cell Burner|Selective Catalytic Reduction	Baghouse	Halogenated PAC Sorbent Injection	ARP, CSNOX, CSOSG2E, CSSO2G1, MATS
MI	J H Campbell	1710	2	########	1	0	Coal	Cell burner boiler	Dry Sorbent Injection	Low NOx Cell Burner|Selective Catalytic Reduction	Baghouse	Halogenated PAC Sorbent Injection	ARP, CSNOX, CSOSG2E, CSSO2G1, MATS

| | | |

MI	J H Campbell	1710	2	########	0	1	215	449.9	Measured	0.212	Calculated	223	Measured	0.105	Calculated	372	Measured	0.175	Measured	2125.8	Measured	Coal	Cell burner boiler	Dry Sorbent Injection	Low NOx Cell Burner|Selective Catalytic Reduction	Baghouse	Halogenated PAC Sorbent Injection	ARP, CSNOX, CSOSG2E, CSSO2G1, MATS
MI	J H Campbell	1710	2	########	1	1	215	535.8	Measured	0.252	Calculated	222.6	Measured	0.105	Calculated	244.1	Measured	0.115	Measured	2122.4	Measured	Coal	Cell burner boiler	Dry Sorbent Injection	Low NOx Cell Burner|Selective Catalytic Reduction	Baghouse	Halogenated PAC Sorbent Injection	ARP, CSNOX, CSOSG2E, CSSO2G1, MATS
MI	J H Campbell	1710	2	########	2	1	215	539.5	Measured	0.254	Calculated	222.8	Measured	0.105	Calculated	108.3	Measured	0.051	Measured	2124	Measured	Coal	Cell burner boiler	Dry Sorbent Injection	Low NOx Cell Burner|Selective Catalytic Reduction	Baghouse	Halogenated PAC Sorbent Injection	ARP, CSNOX, CSOSG2E, CSSO2G1, MATS
MI	J H Campbell	1710	2	########	3	1	215	492.7	Measured	0.233	Calculated	222.2	Measured	0.105	Calculated	110.2	Measured	0.052	Measured	2119	Measured	Coal	Cell burner boiler	Dry Sorbent Injection	Low NOx Cell Burner|Selective Catalytic Reduction	Baghouse	Halogenated PAC Sorbent Injection	ARP, CSNOX, CSOSG2E, CSSO2G1, MATS
MI	J H Campbell	1710	2	########	4	1	214	489	Measured	0.231	Calculated	222.1	Measured	0.105	Calculated	110.1	Measured	0.052	Measured	2117.2	Measured	Coal	Cell burner boiler	Dry Sorbent Injection	Low NOx Cell Burner|Selective Catalytic Reduction	Baghouse	Halogenated PAC Sorbent Injection	ARP, CSNOX, CSOSG2E, CSSO2G1, MATS
MI	J H Campbell	1710	2	########	5	1	215	516.2	Measured	0.244	Calculated	222.1	Measured	0.105	Calculated	110.1	Measured	0.052	Measured	2117.9	Measured	Coal	Cell burner boiler	Dry Sorbent Injection	Low NOx Cell Burner|Selective Catalytic Reduction	Baghouse	Halogenated PAC Sorbent Injection	ARP, CSNOX, CSOSG2E, CSSO2G1, MATS
MI	J H Campbell	1710	2	########	6	1	215	519.4	Measured	0.246	Calculated	221.2	Measured	0.105	Calculated	107.6	Measured	0.051	Measured	2109.3	Measured	Coal	Cell burner boiler	Dry Sorbent Injection	Low NOx Cell Burner|Selective Catalytic Reduction	Baghouse	Halogenated PAC Sorbent Injection	ARP, CSNOX, CSOSG2E, CSSO2G1, MATS
MI	J H Campbell	1710	2	########	7	1	215	526.3	Measured	0.249	Calculated	221.9	Measured	0.105	Calculated	105.8	Measured	0.05	Measured	2115.9	Measured	Coal	Cell burner boiler	Dry Sorbent Injection	Low NOx Cell Burner|Selective Catalytic Reduction	Baghouse	Halogenated PAC Sorbent Injection	ARP, CSNOX, CSOSG2E, CSSO2G1, MATS
MI	J H Campbell	1710	2	########	8	1	215	516	Measured	0.244	Calculated	221.8	Measured	0.105	Calculated	110	Measured	0.052	Measured	2114.6	Measured	Coal	Cell burner boiler	Dry Sorbent Injection	Low NOx Cell Burner|Selective Catalytic Reduction	Baghouse	Halogenated PAC Sorbent Injection	ARP, CSNOX, CSOSG2E, CSSO2G1, MATS
MI	J H Campbell	1710	2	########	9	1	216	508.4	Measured	0.241	Calculated	221.6	Measured	0.105	Calculated	112	Measured	0.053	Measured	2112.9	Measured	Coal	Cell burner boiler	Dry Sorbent Injection	Low NOx Cell Burner|Selective Catalytic Reduction	Baghouse	Halogenated PAC Sorbent Injection	ARP, CSNOX, CSOSG2E, CSSO2G1, MATS
MI	J H Campbell	1710	2	########	10	1	227	488.4	Measured	0.222	Calculated	230.5	Measured	0.105	Calculated	116.5	Measured	0.053	Measured	2197.7	Measured	Coal	Cell burner boiler	Dry Sorbent Injection	Low NOx Cell Burner|Selective Catalytic Reduction	Baghouse	Halogenated PAC Sorbent Injection	ARP, CSNOX, CSOSG2E, CSSO2G1, MATS
MI	J H Campbell	1710	2	########	11	1	244	546.6	Measured	0.231	Calculated	247.8	Measured	0.105	Calculated	129.9	Measured	0.055	Measured	2362.5	Measured	Coal	Cell burner boiler	Dry Sorbent Injection	Low NOx Cell Burner|Selective Catalytic Reduction	Baghouse	Halogenated PAC Sorbent Injection	ARP, CSNOX, CSOSG2E, CSSO2G1, MATS
MI	J H Campbell	1710	2	########	12	1	243	556.8	Measured	0.235	Calculated	248.4	Measured	0.105	Calculated	123.2	Measured	0.052	Measured	2368.5	Measured	Coal	Cell burner boiler	Dry Sorbent Injection	Low NOx Cell Burner|Selective Catalytic Reduction	Baghouse	Halogenated PAC Sorbent Injection	ARP, CSNOX, CSOSG2E, CSSO2G1, MATS
MI	J H Campbell	1710	2	########	13	1	244	543.2	Measured	0.23	Calculated	248	Measured	0.105	Calculated	127.7	Measured	0.054	Measured	2365	Measured	Coal	Cell burner boiler	Dry Sorbent Injection	Low NOx Cell Burner|Selective Catalytic Reduction	Baghouse	Halogenated PAC Sorbent Injection	ARP, CSNOX, CSOSG2E, CSSO2G1, MATS
MI	J H Campbell	1710	2	########	14	1	249	559.1	Measured	0.232	Calculated	252.5	Measured	0.105	Calculated	127.6	Measured	0.053	Measured	2407.7	Measured	Coal	Cell burner boiler	Dry Sorbent Injection	Low NOx Cell Burner|Selective Catalytic Reduction	Baghouse	Halogenated PAC Sorbent Injection	ARP, CSNOX, CSOSG2E, CSSO2G1, MATS
MI	J H Campbell	1710	2	########	15	1	248	592.4	Measured	0.249	Calculated	249.7	Measured	0.105	Calculated	126.2	Measured	0.053	Measured	2380.6	Measured	Coal	Cell burner boiler	Dry Sorbent Injection	Low NOx Cell Burner|Selective Catalytic Reduction	Baghouse	Halogenated PAC Sorbent Injection	ARP, CSNOX, CSOSG2E, CSSO2G1, MATS
MI	J H Campbell	1710	2	########	16	1	248	575.7	Measured	0.24	Calculated	251.1	Measured	0.105	Calculated	126.9	Measured	0.053	Measured	2393.9	Measured	Coal	Cell burner boiler	Dry Sorbent Injection	Low NOx Cell Burner|Selective Catalytic Reduction	Baghouse	Halogenated PAC Sorbent Injection	ARP, CSNOX, CSOSG2E, CSSO2G1, MATS
MI	J H Campbell	1710	2	########	17	1	248	566.8	Measured	0.237	Calculated	251.2	Measured	0.105	Calculated	127	Measured	0.053	Measured	2395.3	Measured	Coal	Cell burner boiler	Dry Sorbent Injection	Low NOx Cell Burner|Selective Catalytic Reduction	Baghouse	Halogenated PAC Sorbent Injection	ARP, CSNOX, CSOSG2E, CSSO2G1, MATS
MI	J H Campbell	1710	2	########	18	1	247	568.3	Measured	0.238	Calculated	250.9	Measured	0.105	Calculated	124.4	Measured	0.052	Measured	2392.6	Measured	Coal	Cell burner boiler	Dry Sorbent Injection	Low NOx Cell Burner|Selective Catalytic Reduction	Baghouse	Halogenated PAC Sorbent Injection	ARP, CSNOX, CSOSG2E, CSSO2G1, MATS
MI	J H Campbell	1710	2	########	19	1	248	577.9	Measured	0.241	Calculated	251.7	Measured	0.105	Calculated	127.2	Measured	0.053	Measured	2400.1	Measured	Coal	Cell burner boiler	Dry Sorbent Injection	Low NOx Cell Burner|Selective Catalytic Reduction	Baghouse	Halogenated PAC Sorbent Injection	ARP, CSNOX, CSOSG2E, CSSO2G1, MATS
MI	J H Campbell	1710	2	########	20	1	248	623.6	Measured	0.261	Calculated	250.2	Measured	0.105	Calculated	128.8	Measured	0.054	Measured	2385.4	Measured	Coal	Cell burner boiler	Dry Sorbent Injection	Low NOx Cell Burner|Selective Catalytic Reduction	Baghouse	Halogenated PAC Sorbent Injection	ARP, CSNOX, CSOSG2E, CSSO2G1, MATS
MI	J H Campbell	1710	2	########	21	1	248	600.7	Measured	0.252	Calculated	249.6	Measured	0.105	Calculated	128.5	Measured	0.054	Measured	2379.5	Measured	Coal	Cell burner boiler	Dry Sorbent Injection	Low NOx Cell Burner|Selective Catalytic Reduction	Baghouse	Halogenated PAC Sorbent Injection	ARP, CSNOX, CSOSG2E, CSSO2G1, MATS
MI	J H Campbell	1710	2	########	22	1	248	578.6	Measured	0.24	Calculated	252.6	Measured	0.105	Calculated	127.7	Measured	0.053	Measured	2408.6	Measured	Coal	Cell burner boiler	Dry Sorbent Injection	Low NOx Cell Burner|Selective Catalytic Reduction	Baghouse	Halogenated PAC Sorbent Injection	ARP, CSNOX, CSOSG2E, CSSO2G1, MATS
MI	J H Campbell	1710	2	########	23	1	247	1001.8	Measured	0.417	Calculated	252	Measured	0.105	Calculated	134.6	Measured	0.056	Measured	2402.7	Measured	Coal	Cell burner boiler	Dry Sorbent Injection	Low NOx Cell Burner|Selective Catalytic Reduction	Baghouse	Halogenated PAC Sorbent Injection	ARP, CSNOX, CSOSG2E, CSSO2G1, MATS
MI	J H Campbell	1710	2	########	0	1	248	755.6	Measured	0.315	Calculated	251.9	Measured	0.105	Calculated	132.1	Measured	0.055	Measured	2401.5	Measured	Coal	Cell burner boiler	Dry Sorbent Injection	Low NOx Cell Burner|Selective Catalytic Reduction	Baghouse	Halogenated PAC Sorbent Injection	ARP, CSNOX, CSOSG2E, CSSO2G1, MATS
MI	J H Campbell	1710	2	########	1	1	248	604.5	Measured	0.251	Calculated	252.4	Measured	0.105	Calculated	130	Measured	0.054	Measured	2406.8	Measured	Coal	Cell burner boiler	Dry Sorbent Injection	Low NOx Cell Burner|Selective Catalytic Reduction	Baghouse	Halogenated PAC Sorbent Injection	ARP, CSNOX, CSOSG2E, CSSO2G1, MATS
MI	J H Campbell	1710	2	########	2	1	248	605.9	Measured	0.251	Calculated	252.7	Measured	0.105	Calculated	125.3	Measured	0.052	Measured	2409.4	Measured	Coal	Cell burner boiler	Dry Sorbent Injection	Low NOx Cell Burner|Selective Catalytic Reduction	Baghouse	Halogenated PAC Sorbent Injection	ARP, CSNOX, CSOSG2E, CSSO2G1, MATS
MI	J H Campbell	1710	2	########	3	1	248	603	Measured	0.251	Calculated	252.4	Measured	0.105	Calculated	129.9	Measured	0.054	Measured	2406.2	Measured	Coal	Cell burner boiler	Dry Sorbent Injection	Low NOx Cell Burner|Selective Catalytic Reduction	Baghouse	Halogenated PAC Sorbent Injection	ARP, CSNOX, CSOSG2E, CSSO2G1, MATS
MI	J H Campbell	1710	2	########	4	1	248	583.7	Measured	0.243	Calculated	251.8	Measured	0.105	Calculated	124.8	Measured	0.052	Measured	2400.6	Measured	Coal	Cell burner boiler	Dry Sorbent Injection	Low NOx Cell Burner|Selective Catalytic Reduction	Baghouse	Halogenated PAC Sorbent Injection	ARP, CSNOX, CSOSG2E, CSSO2G1, MATS
MI	J H Campbell	1710	2	########	5	1	249	551.3	Measured	0.228	Calculated	253.2	Measured	0.105	Calculated	125.5	Measured	0.052	Measured	2414.4	Measured	Coal	Cell burner boiler	Dry Sorbent Injection	Low NOx Cell Burner|Selective Catalytic Reduction	Baghouse	Halogenated PAC Sorbent Injection	ARP, CSNOX, CSOSG2E, CSSO2G1, MATS
MI	J H Campbell	1710	2	########	6	1	248	575.5	Measured	0.24	Calculated	251.3	Measured	0.105	Calculated	124.6	Measured	0.052	Measured	2396.4	Measured	Coal	Cell burner boiler	Dry Sorbent Injection	Low NOx Cell Burner|Selective Catalytic Reduction	Baghouse	Halogenated PAC Sorbent Injection	ARP, CSNOX, CSOSG2E, CSSO2G1, MATS
MI	J H Campbell	1710	2	########	7	1	255	643.6	Measured	0.263	Calculated	256.3	Measured	0.105	Calculated	132	Measured	0.054	Measured	2444	Measured	Coal	Cell burner boiler	Dry Sorbent Injection	Low NOx Cell Burner|Selective Catalytic Reduction	Baghouse	Halogenated PAC Sorbent Injection	ARP, CSNOX, CSOSG2E, CSSO2G1, MATS
MI	J H Campbell	1710	2	########	8	1	258	690.4	Measured	0.282	Calculated	257	Measured	0.105	Calculated	139.7	Measured	0.057	Measured	2450.6	Measured	Coal	Cell burner boiler	Dry Sorbent Injection	Low NOx Cell Burner|Selective Catalytic Reduction	Baghouse	Halogenated PAC Sorbent Injection	ARP, CSNOX, CSOSG2E, CSSO2G1, MATS
MI	J H Campbell	1710	2	########	9	1	259	686.4	Measured	0.278	Calculated	259.4	Measured	0.105	Calculated	141	Measured	0.057	Measured	2473	Measured	Coal	Cell burner boiler	Dry Sorbent Injection	Low NOx Cell Burner|Selective Catalytic Reduction	Baghouse	Halogenated PAC Sorbent Injection	ARP, CSNOX, CSOSG2E, CSSO2G1, MATS
MI	J H Campbell	1710	2	########	10	1	258	667.5	Measured	0.271	Calculated	258	Measured	0.105	Calculated	135.3	Measured	0.055	Measured	2459.7	Measured	Coal	Cell burner boiler	Dry Sorbent Injection	Low NOx Cell Burner|Selective Catalytic Reduction	Baghouse	Halogenated PAC Sorbent Injection	ARP, CSNOX, CSOSG2E, CSSO2G1, MATS
MI	J H Campbell	1710	2	########	11	1	257	659.8	Measured	0.268	Calculated	258.3	Measured	0.105	Calculated	140.4	Measured	0.057	Measured	2463.2	Measured	Coal	Cell burner boiler	Dry Sorbent Injection	Low NOx Cell Burner|Selective Catalytic Reduction	Baghouse	Halogenated PAC Sorbent Injection	ARP, CSNOX, CSOSG2E, CSSO2G1, MATS
MI	J H Campbell	1710	2	########	12	1	258	639.5	Measured	0.26	Calculated	257.7	Measured	0.105	Calculated	135.2	Measured	0.055	Measured	2457.6	Measured	Coal	Cell burner boiler	Dry Sorbent Injection	Low NOx Cell Burner|Selective Catalytic Reduction	Baghouse	Halogenated PAC Sorbent Injection	ARP, CSNOX, CSOSG2E, CSSO2G1, MATS
MI	J H Campbell	1710	2	########	13	1	258	635.8	Measured	0.26	Calculated	256.7	Measured	0.105	Calculated	141.9	Measured	0.058	Measured	2447.4	Measured	Coal	Cell burner boiler	Dry Sorbent Injection	Low NOx Cell Burner|Selective Catalytic Reduction	Baghouse	Halogenated PAC Sorbent Injection	ARP, CSNOX, CSOSG2E, CSSO2G1, MATS
MI	J H Campbell	1710	2	########	14	1	258	616.5	Measured	0.253	Calculated	255.9	Measured	0.105	Calculated	141.5	Measured	0.058	Measured	2440.2	Measured	Coal	Cell burner boiler	Dry Sorbent Injection	Low NOx Cell Burner|Selective Catalytic Reduction	Baghouse	Halogenated PAC Sorbent Injection	ARP, CSNOX, CSOSG2E, CSSO2G1, MATS
MI	J H Campbell	1710	2	########	15	1	258	621.1	Measured	0.254	Calculated	256.9	Measured	0.105	Calculated	142.1	Measured	0.058	Measured	2449.7	Measured	Coal	Cell burner boiler	Dry Sorbent Injection	Low NOx Cell Burner|Selective Catalytic Reduction	Baghouse	Halogenated PAC Sorbent Injection	ARP, CSNOX, CSOSG2E, CSSO2G1, MATS
MI	J H Campbell	1710	2	########	16	1	258	631	Measured	0.255	Calculated	259.6	Measured	0.105	Calculated	138.6	Measured	0.056	Measured	2475.2	Measured	Coal	Cell burner boiler	Dry Sorbent Injection	Low NOx Cell Burner|Selective Catalytic Reduction	Baghouse	Halogenated PAC Sorbent Injection	ARP, CSNOX, CSOSG2E, CSSO2G1, MATS
MI	J H Campbell	1710	2	########	17	1	258	639.7	Measured	0.262	Calculated	256.5	Measured	0.105	Calculated	144.3	Measured	0.059	Measured	2445.6	Measured	Coal	Cell burner boiler	Dry Sorbent Injection	Low NOx Cell Burner|Selective Catalytic Reduction	Baghouse	Halogenated PAC Sorbent Injection	ARP, CSNOX, CSOSG2E, CSSO2G1, MATS
MI	J H Campbell	1710	2	########	18	1	258	638.4	Measured	0.258	Calculated	259.7	Measured	0.105	Calculated	141.1	Measured	0.057	Measured	2475.9	Measured	Coal	Cell burner boiler	Dry Sorbent Injection	Low NOx Cell Burner|Selective Catalytic Reduction	Baghouse	Halogenated PAC Sorbent Injection	ARP, CSNOX, CSOSG2E, CSSO2G1, MATS
MI	J H Campbell	1710	2	########	19	1	259	637.8	Measured	0.257	Calculated	260	Measured	0.105	Calculated	141.3	Measured	0.057	Measured	2479	Measured	Coal	Cell burner boiler	Dry Sorbent Injection	Low NOx Cell Burner|Selective Catalytic Reduction	Baghouse	Halogenated PAC Sorbent Injection	ARP, CSNOX, CSOSG2E, CSSO2G1, MATS
MI	J H Campbell	1710	2	########	20	1	258	646.7	Measured	0.263	Calculated	257.6	Measured	0.105	Calculated	142.4	Measured	0.058	Measured	2455.9	Measured	Coal	Cell burner boiler	Dry Sorbent Injection	Low NOx Cell Burner|Selective Catalytic Reduction	Baghouse	Halogenated PAC Sorbent Injection	ARP, CSNOX, CSOSG2E, CSSO2G1, MATS
MI	J H Campbell	1710	2	########	21	1	258	654.9	Measured	0.267	Calculated	257.6	Measured	0.105	Calculated	140	Measured	0.057	Measured	2456.4	Measured	Coal	Cell burner boiler	Dry Sorbent Injection	Low NOx Cell Burner|Selective Catalytic Reduction	Baghouse	Halogenated PAC Sorbent Injection	ARP, CSNOX, CSOSG2E, CSSO2G1, MATS
MI	J H Campbell	1710	2	########	22	1	258	633.9	Measured	0.257	Calculated	258.9	Measured	0.105	Calculated	145.6	Measured	0.059	Measured	2468.5	Measured	Coal	Cell burner boiler	Dry Sorbent Injection	Low NOx Cell Burner|Selective Catalytic Reduction	Baghouse	Halogenated PAC Sorbent Injection	ARP, CSNOX, CSOSG2E, CSSO2G1, MATS
MI	J H Campbell	1710	2	########	23	1	257	640.9	Measured	0.262	Calculated	256.7	Measured	0.105	Calculated	139.5	Measured	0.057	Measured	2447.8	Measured	Coal	Cell burner boiler	Dry Sorbent Injection	Low NOx Cell Burner|Selective Catalytic Reduction	Baghouse	Halogenated PAC Sorbent Injection	ARP, CSNOX, CSOSG2E, CSSO2G1, MATS
MI	J H Campbell	1710	2	########	0	1	258	633.6	Measured	0.259	Calculated	257	Measured	0.105	Calculated	139.7	Measured	0.057	Measured	2450.4	Measured	Coal	Cell burner boiler	Dry Sorbent Injection	Low NOx Cell Burner|Selective Catalytic Reduction	Baghouse	Halogenated PAC Sorbent Injection	ARP, CSNOX, CSOSG2E, CSSO2G1, MATS
MI	J H Campbell	1710	2	########	1	1	258	588.8	Measured	0.24	Calculated	257.7	Measured	0.105	Calculated	145	Measured	0.059	Measured	2457.5	Measured	Coal	Cell burner boiler	Dry Sorbent Injection	Low NOx Cell Burner|Selective Catalytic Reduction	Baghouse	Halogenated PAC Sorbent Injection	ARP, CSNOX, CSOSG2E, CSSO2G1, MATS
MI	J H Campbell	1710	2	########	2	1	258	621.1	Measured	0.253	Calculated	257.5	Measured	0.105	Calculated	140	Measured	0.057	Measured	2455.3	Measured	Coal	Cell burner boiler	Dry Sorbent Injection	Low NOx Cell Burner|Selective Catalytic Reduction	Baghouse	Halogenated PAC Sorbent Injection	ARP, CSNOX, CSOSG2E, CSSO2G1, MATS
MI	J H Campbell	1710	2	########	3	1	258	646.2	Measured	0.264	Calculated	256.8	Measured	0.105	Calculated	144.4	Measured	0.059	Measured	2448.3	Measured	Coal	Cell burner boiler	Dry Sorbent Injection	Low NOx Cell Burner|Selective Catalytic Reduction	Baghouse	Halogenated PAC Sorbent Injection	ARP, CSNOX, CSOSG2E, CSSO2G1, MATS
MI	J H Campbell	1710	2	########	4	1	258	656.1	Measured	0.268	Calculated	257.2	Measured	0.105	Calculated	139.8	Measured	0.057	Measured	2452.7	Measured	Coal	Cell burner boiler	Dry Sorbent Injection	Low NOx Cell Burner|Selective Catalytic Reduction	Baghouse	Halogenated PAC Sorbent Injection	ARP, CSNOX, CSOSG2E, CSSO2G1, MATS
MI	J H Campbell	1710	2	########	5	1	257	644.8	Measured	0.264	Calculated	256.5	Measured	0.105	Calculated	146.8	Measured	0.06	Measured	2446	Measured	Coal	Cell burner boiler	Dry Sorbent Injection	Low NOx Cell Burner|Selective Catalytic Reduction	Baghouse	Halogenated PAC Sorbent Injection	ARP, CSNOX, CSOSG2E, CSSO2G1, MATS
MI	J H Campbell	1710	2	########	6	1	258	656.2	Measured	0.267	Calculated	258.1	Measured	0.105	Calculated	140.3	Measured	0.057	Measured	2460.8	Measured	Coal	Cell burner boiler	Dry Sorbent Injection	Low NOx Cell Burner|Selective Catalytic Reduction	Baghouse	Halogenated PAC Sorbent Injection	ARP, CSNOX, CSOSG2E, CSSO2G1, MATS
MI	J H Campbell	1710	2	########	7	1	258	656.3	Measured	0.269	Calculated	256.2	Measured	0.105	Calculated	144.1	Measured	0.059	Measured	2442.7	Measured	Coal	Cell burner boiler	Dry Sorbent Injection	Low NOx Cell Burner|Selective Catalytic Reduction	Baghouse	Halogenated PAC Sorbent Injection	ARP, CSNOX, CSOSG2E, CSSO2G1, MATS
MI	J H Campbell	1710	2	########	8	1	258	585.3	Measured	0.239	Calculated	256.8	Measured	0.105	Calculated	137.1	Measured	0.056	Measured	2448.8	Measured	Coal	Cell burner boiler	Dry Sorbent Injection	Low NOx Cell Burner|Selective Catalytic Reduction	Baghouse	Halogenated PAC Sorbent Injection	ARP, CSNOX, CSOSG2E, CSSO2G1, MATS
MI	J H Campbell	1710	2	########	9	1	259	597.5	Measured	0.244	Calculated	256.8	Measured	0.105	Calculated	139.5	Measured	0.057	Measured	2448.1	Measured	Coal	Cell burner boiler	Dry Sorbent Injection	Low NOx Cell Burner|Selective Catalytic Reduction	Baghouse	Halogenated PAC Sorbent Injection	ARP, CSNOX, CSOSG2E, CSSO2G1, MATS
MI	J H Campbell	1710	2	########	10	1	258	645.4	Measured	0.261	Calculated	259	Measured	0.105	Calculated	140.8	Measured	0.057	Measured	2469.3	Measured	Coal	Cell burner boiler	Dry Sorbent Injection	Low NOx Cell Burner|Selective Catalytic Reduction	Baghouse	Halogenated PAC Sorbent Injection	ARP, CSNOX, CSOSG2E, CSSO2G1, MATS
MI	J H Campbell	1710	2	########	11	1	258	652.4	Measured	0.264	Calculated	258.8	Measured	0.105	Calculated	145.6	Measured	0.059	Measured	2468	Measured	Coal	Cell burner boiler	Dry Sorbent Injection	Low NOx Cell Burner|Selective Catalytic Reduction	Baghouse	Halogenated PAC Sorbent Injection	ARP, CSNOX, CSOSG2E, CSSO2G1, MATS
MI	J H Campbell	1710	2	########	12	1	257	634.9	Measured	0.259	Calculated	257.3	Measured	0.105	Calculated	137.4	Measured	0.056	Measured	2453.6	Measured	Coal	Cell burner boiler	Dry Sorbent Injection	Low NOx Cell Burner|Selective Catalytic Reduction	Baghouse	Halogenated PAC Sorbent Injection	ARP, CSNOX, CSOSG2E, CSSO2G1, MATS
MI	J H Campbell	1710	2	########	13	1	258	641.7	Measured	0.261	Calculated	257.5	Measured	0.105	Calculated	142.4	Measured	0.058	Measured	2454.9	Measured	Coal	Cell burner boiler	Dry Sorbent Injection	Low NOx Cell Burner|Selective Catalytic Reduction	Baghouse	Halogenated PAC Sorbent Injection	ARP, CSNOX, CSOSG2E, CSSO2G1, MATS
MI	J H Campbell	1710	2	########	14	1	258	688.4	Measured	0.28	Calculated	258.2	Measured	0.105	Calculated	140.3	Measured	0.057	Measured	2462.1	Measured	Coal	Cell burner boiler	Dry Sorbent Injection	Low NOx Cell Burner|Selective Catalytic Reduction	Baghouse	Halogenated PAC Sorbent Injection	ARP, CSNOX, CSOSG2E, CSSO2G1, MATS
MI	J H Campbell	1710	2	########	15	1	258	692.5	Measured	0.281	Calculated	258.7	Measured	0.105	Calculated	138.1	Measured	0.056	Measured	2466.4	Measured	Coal	Cell burner boiler	Dry Sorbent Injection	Low NOx Cell Burner|Selective Catalytic Reduction	Baghouse	Halogenated PAC Sorbent Injection	ARP, CSNOX, CSOSG2E, CSSO2G1, MATS
MI	J H Campbell	1710	2	########	16	1	258	669.6	Measured	0.272	Calculated	258.5	Measured	0.105	Calculated	133.1	Measured	0.054	Measured	2464.7	Measured	Coal	Cell burner boiler	Dry Sorbent Injection	Low NOx Cell Burner|Selective Catalytic Reduction	Baghouse	Halogenated PAC Sorbent Injection	ARP, CSNOX, CSOSG2E, CSSO2G1, MATS
MI	J H Campbell	1710	2	########	17	1	258	635.6	Measured	0.259	Calculated	257.6	Measured	0.105	Calculated	137.6	Measured	0.056	Measured	2456.6	Measured	Coal	Cell burner boiler	Dry Sorbent Injection	Low NOx Cell Burner|Selective Catalytic Reduction	Baghouse	Halogenated PAC Sorbent Injection	ARP, CSNOX, CSOSG2E, CSSO2G1, MATS
MI	J H Campbell	1710	2	########	18	1	258	630.7	Measured	0.257	Calculated	257.7	Measured	0.105	Calculated	135.1	Measured	0.055	Measured	2456.9	Measured	Coal	Cell burner boiler	Dry Sorbent Injection	Low NOx Cell Burner|Selective Catalytic Reduction	Baghouse	Halogenated PAC Sorbent Injection	ARP, CSNOX, CSOSG2E, CSSO2G1, MATS
MI	J H Campbell	1710	2	########	19	1	258	637	Measured	0.261	Calculated	256.3	Measured	0.105	Calculated	136.8	Measured	0.056	Measured	2443.7	Measured	Coal	Cell burner boiler	Dry Sorbent Injection	Low NOx Cell Burner|Selective Catalytic Reduction	Baghouse	Halogenated PAC Sorbent Injection	ARP, CSNOX, CSOSG2E, CSSO2G1, MATS
MI	J H Campbell	1710	2	########	20	1	259	592.5	Measured	0.24	Calculated	259.3	Measured	0.105	Calculated	136	Measured	0.055	Measured	2472.3	Measured	Coal	Cell burner boiler	Dry Sorbent Injection	Low NOx Cell Burner|Selective Catalytic Reduction	Baghouse	Halogenated PAC Sorbent Injection	ARP, CSNOX, CSOSG2E, CSSO2G1, MATS
MI	J H Campbell	1710	2	########	21	1	258	596.3	Measured	0.241	Calculated	259	Measured	0.105	Calculated	135.8	Measured	0.055	Measured	2469.8	Measured	Coal	Cell burner boiler	Dry Sorbent Injection	Low NOx Cell Burner|Selective Catalytic Reduction	Baghouse	Halogenated PAC Sorbent Injection	ARP, CSNOX, CSOSG2E, CSSO2G1, MATS
MI	J H Campbell	1710	2	########	22	1	257	697.9	Measured	0.284	Calculated	257.7	Measured	0.105	Calculated	137.6	Measured	0.056	Measured	2457.2	Measured	Coal	Cell burner boiler	Dry Sorbent Injection	Low NOx Cell Burner|Selective Catalytic Reduction	Baghouse	Halogenated PAC Sorbent Injection	ARP, CSNOX, CSOSG2E, CSSO2G1, MATS
MI	J H Campbell	1710	2	########	23	1	221	794.6	Measured	0.368	Calculated	226.6	Measured	0.105	Calculated	118.8	Measured	0.055	Measured	2160.7	Measured	Coal	Cell burner boiler	Dry Sorbent Injection	Low NOx Cell Burner|Selective Catalytic Reduction	Baghouse	Halogenated PAC Sorbent Injection	ARP, CSNOX, CSOSG2E, CSSO2G1, MATS
MI	J H Campbell	1710	2	########	0	1	212	512.9	Measured	0.247	Calculated	217.6	Measured	0.105	Calculated	128.6	Measured	0.062	Measured	2074.8	Measured	Coal	Cell burner boiler	Dry Sorbent Injection	Low NOx Cell Burner|Selective Catalytic Reduction	Baghouse	Halogenated PAC Sorbent Injection	ARP, CSNOX, CSOSG2E, CSSO2G1, MATS
MI	J H Campbell	1710	2	########	1	1	258	585.9	Measured	0.236	Calculated	260.3	Measured	0.105	Calculated	134	Measured	0.054	Measured	2482.1	Measured	Coal	Cell burner boiler	Dry Sorbent Injection	Low NOx Cell Burner|Selective Catalytic Reduction	Baghouse	Halogenated PAC Sorbent Injection	ARP, CSNOX, CSOSG2E, CSSO2G1, MATS
MI	J H Campbell	1710	2	########	2	1	179	413.7	Measured	0.229	Calculated	189.3	Measured	0.105	Calculated	88.4	Measured	0.049	Measured	1804.6	Measured	Coal	Cell burner boiler	Dry Sorbent Injection	Low NOx Cell Burner|Sel

MI	J H Campbell	1710	2	########	23	1	149	425.4	Measured	0.265	Calculated	168.6	Measured	0.105	Calculated	41.8	Measured	0.026	Measured	1607.1	Measured	Coal	Cell burner boiler	Dry Sorbent Injection	Low NOx Cell Burner|Selective Catalytic Reduction	Baghouse	Halogenated PAC Sorbent Injection	ARP, CSNOX, CSOSG2E, CSSO2G1, MATS
MI	J H Campbell	1710	2	########	0	1	150	420.7	Measured	0.258	Calculated	171	Measured	0.105	Calculated	42.4	Measured	0.026	Measured	1630	Measured	Coal	Cell burner boiler	Dry Sorbent Injection	Low NOx Cell Burner|Selective Catalytic Reduction	Baghouse	Halogenated PAC Sorbent Injection	ARP, CSNOX, CSOSG2E, CSSO2G1, MATS
MI	J H Campbell	1710	2	########	1	1	150	419.1	Measured	0.255	Calculated	172.5	Measured	0.105	Calculated	44.4	Measured	0.027	Measured	1644.9	Measured	Coal	Cell burner boiler	Dry Sorbent Injection	Low NOx Cell Burner|Selective Catalytic Reduction	Baghouse	Halogenated PAC Sorbent Injection	ARP, CSNOX, CSOSG2E, CSSO2G1, MATS
MI	J H Campbell	1710	2	########	2	1	150	406.7	Measured	0.248	Calculated	172	Measured	0.105	Calculated	47.6	Measured	0.029	Measured	1639.8	Measured	Coal	Cell burner boiler	Dry Sorbent Injection	Low NOx Cell Burner|Selective Catalytic Reduction	Baghouse	Halogenated PAC Sorbent Injection	ARP, CSNOX, CSOSG2E, CSSO2G1, MATS
MI	J H Campbell	1710	2	########	3	1	150	442.2	Measured	0.267	Calculated	174	Measured	0.105	Calculated	46.5	Measured	0.028	Measured	1659.1	Measured	Coal	Cell burner boiler	Dry Sorbent Injection	Low NOx Cell Burner|Selective Catalytic Reduction	Baghouse	Halogenated PAC Sorbent Injection	ARP, CSNOX, CSOSG2E, CSSO2G1, MATS
MI	J H Campbell	1710	2	########	4	1	150	438	Measured	0.264	Calculated	174.2	Measured	0.105	Calculated	48.2	Measured	0.029	Measured	1661.1	Measured	Coal	Cell burner boiler	Dry Sorbent Injection	Low NOx Cell Burner|Selective Catalytic Reduction	Baghouse	Halogenated PAC Sorbent Injection	ARP, CSNOX, CSOSG2E, CSSO2G1, MATS
MI	J H Campbell	1710	2	########	5	1	150	413.7	Measured	0.252	Calculated	172	Measured	0.105	Calculated	47.6	Measured	0.029	Measured	1640.2	Measured	Coal	Cell burner boiler	Dry Sorbent Injection	Low NOx Cell Burner|Selective Catalytic Reduction	Baghouse	Halogenated PAC Sorbent Injection	ARP, CSNOX, CSOSG2E, CSSO2G1, MATS
MI	J H Campbell	1710	2	########	6	1	149	416.3	Measured	0.254	Calculated	172	Measured	0.105	Calculated	44.3	Measured	0.027	Measured	1639.9	Measured	Coal	Cell burner boiler	Dry Sorbent Injection	Low NOx Cell Burner|Selective Catalytic Reduction	Baghouse	Halogenated PAC Sorbent Injection	ARP, CSNOX, CSOSG2E, CSSO2G1, MATS
MI	J H Campbell	1710	2	########	7	1	150	427.2	Measured	0.261	Calculated	171.5	Measured	0.105	Calculated	44.1	Measured	0.027	Measured	1634.8	Measured	Coal	Cell burner boiler	Dry Sorbent Injection	Low NOx Cell Burner|Selective Catalytic Reduction	Baghouse	Halogenated PAC Sorbent Injection	ARP, CSNOX, CSOSG2E, CSSO2G1, MATS
MI	J H Campbell	1710	2	########	8	1	150	429.1	Measured	0.262	Calculated	171.7	Measured	0.105	Calculated	40.9	Measured	0.025	Measured	1636.7	Measured	Coal	Cell burner boiler	Dry Sorbent Injection	Low NOx Cell Burner|Selective Catalytic Reduction	Baghouse	Halogenated PAC Sorbent Injection	ARP, CSNOX, CSOSG2E, CSSO2G1, MATS
MI	J H Campbell	1710	2	########	9	1	150	425.2	Measured	0.26	Calculated	171.8	Measured	0.105	Calculated	32.8	Measured	0.02	Measured	1637.8	Measured	Coal	Cell burner boiler	Dry Sorbent Injection	Low NOx Cell Burner|Selective Catalytic Reduction	Baghouse	Halogenated PAC Sorbent Injection	ARP, CSNOX, CSOSG2E, CSSO2G1, MATS
MI	J H Campbell	1710	2	########	10	1	150	433.3	Measured	0.266	Calculated	170.6	Measured	0.105	Calculated	34.2	Measured	0.021	Measured	1626.3	Measured	Coal	Cell burner boiler	Dry Sorbent Injection	Low NOx Cell Burner|Selective Catalytic Reduction	Baghouse	Halogenated PAC Sorbent Injection	ARP, CSNOX, CSOSG2E, CSSO2G1, MATS
MI	J H Campbell	1710	2	########	11	1	145	416.1	Measured	0.262	Calculated	166.9	Measured	0.105	Calculated	30.2	Measured	0.019	Measured	1591	Measured	Coal	Cell burner boiler	Dry Sorbent Injection	Low NOx Cell Burner|Selective Catalytic Reduction	Baghouse	Halogenated PAC Sorbent Injection	ARP, CSNOX, CSOSG2E, CSSO2G1, MATS
MI	J H Campbell	1710	2	########	12	1	114	327.2	Measured	0.257	Calculated	133.6	Measured	0.105	Calculated	24.2	Measured	0.019	Measured	1273.6	Measured	Coal	Cell burner boiler	Dry Sorbent Injection	Low NOx Cell Burner|Selective Catalytic Reduction	Baghouse	Halogenated PAC Sorbent Injection	ARP, CSNOX, CSOSG2E, CSSO2G1, MATS
MI	J H Campbell	1710	2	########	13	1	117	345.8	Measured	0.262	Calculated	138.6	Measured	0.105	Calculated	30.4	Measured	0.023	Measured	1321	Measured	Coal	Cell burner boiler	Dry Sorbent Injection	Low NOx Cell Burner|Selective Catalytic Reduction	Baghouse	Halogenated PAC Sorbent Injection	ARP, CSNOX, CSOSG2E, CSSO2G1, MATS
MI	J H Campbell	1710	2	########	14	1	117	359.8	Measured	0.274	Calculated	137.6	Measured	0.105	Calculated	31.5	Measured	0.024	Measured	1312.3	Measured	Coal	Cell burner boiler	Dry Sorbent Injection	Low NOx Cell Burner|Selective Catalytic Reduction	Baghouse	Halogenated PAC Sorbent Injection	ARP, CSNOX, CSOSG2E, CSSO2G1, MATS
MI	J H Campbell	1710	2	########	15	1	117	364.1	Measured	0.277	Calculated	138	Measured	0.105	Calculated	27.6	Measured	0.021	Measured	1315.8	Measured	Coal	Cell burner boiler	Dry Sorbent Injection	Low NOx Cell Burner|Selective Catalytic Reduction	Baghouse	Halogenated PAC Sorbent Injection	ARP, CSNOX, CSOSG2E, CSSO2G1, MATS
MI	J H Campbell	1710	2	########	16	1	117	360.8	Measured	0.276	Calculated	137.3	Measured	0.105	Calculated	30.1	Measured	0.023	Measured	1309.1	Measured	Coal	Cell burner boiler	Dry Sorbent Injection	Low NOx Cell Burner|Selective Catalytic Reduction	Baghouse	Halogenated PAC Sorbent Injection	ARP, CSNOX, CSOSG2E, CSSO2G1, MATS
MI	J H Campbell	1710	2	########	17	1	117	278.1	Measured	0.213	Calculated	136.6	Measured	0.105	Calculated	148.5	Measured	0.114	Measured	1302.8	Measured	Coal	Cell burner boiler	Dry Sorbent Injection	Low NOx Cell Burner|Selective Catalytic Reduction	Baghouse	Halogenated PAC Sorbent Injection	ARP, CSNOX, CSOSG2E, CSSO2G1, MATS
MI	J H Campbell	1710	2	########	18	1	117	385.5	Measured	0.296	Calculated	136.4	Measured	0.105	Calculated	18.2	Measured	0.014	Measured	1300.8	Measured	Coal	Cell burner boiler	Dry Sorbent Injection	Low NOx Cell Burner|Selective Catalytic Reduction	Baghouse	Halogenated PAC Sorbent Injection	ARP, CSNOX, CSOSG2E, CSSO2G1, MATS
MI	J H Campbell	1710	2	########	19	1	117	337	Measured	0.259	Calculated	136.4	Measured	0.105	Calculated	24.7	Measured	0.019	Measured	1300.8	Measured	Coal	Cell burner boiler	Dry Sorbent Injection	Low NOx Cell Burner|Selective Catalytic Reduction	Baghouse	Halogenated PAC Sorbent Injection	ARP, CSNOX, CSOSG2E, CSSO2G1, MATS
MI	J H Campbell	1710	2	########	20	1	117	343.5	Measured	0.264	Calculated	136.4	Measured	0.105	Calculated	27.3	Measured	0.021	Measured	1300.6	Measured	Coal	Cell burner boiler	Dry Sorbent Injection	Low NOx Cell Burner|Selective Catalytic Reduction	Baghouse	Halogenated PAC Sorbent Injection	ARP, CSNOX, CSOSG2E, CSSO2G1, MATS
MI	J H Campbell	1710	2	########	21	1	117	342.3	Measured	0.264	Calculated	135.9	Measured	0.105	Calculated	28.5	Measured	0.022	Measured	1296	Measured	Coal	Cell burner boiler	Dry Sorbent Injection	Low NOx Cell Burner|Selective Catalytic Reduction	Baghouse	Halogenated PAC Sorbent Injection	ARP, CSNOX, CSOSG2E, CSSO2G1, MATS
MI	J H Campbell	1710	2	########	22	1	117	318.6	Measured	0.245	Calculated	136.1	Measured	0.105	Calculated	29.9	Measured	0.023	Measured	1298.1	Measured	Coal	Cell burner boiler	Dry Sorbent Injection	Low NOx Cell Burner|Selective Catalytic Reduction	Baghouse	Halogenated PAC Sorbent Injection	ARP, CSNOX, CSOSG2E, CSSO2G1, MATS
MI	J H Campbell	1710	2	########	23	1	117	352.6	Measured	0.274	Calculated	135.1	Measured	0.105	Calculated	28.3	Measured	0.022	Measured	1287.8	Measured	Coal	Cell burner boiler	Dry Sorbent Injection	Low NOx Cell Burner|Selective Catalytic Reduction	Baghouse	Halogenated PAC Sorbent Injection	ARP, CSNOX, CSOSG2E, CSSO2G1, MATS
MI	J H Campbell	1710	2	########	0	1	117	340.9	Measured	0.263	Calculated	136.2	Measured	0.105	Calculated	27.3	Measured	0.021	Measured	1298.6	Measured	Coal	Cell burner boiler	Dry Sorbent Injection	Low NOx Cell Burner|Selective Catalytic Reduction	Baghouse	Halogenated PAC Sorbent Injection	ARP, CSNOX, CSOSG2E, CSSO2G1, MATS
MI	J H Campbell	1710	2	########	1	1	117	335	Measured	0.256	Calculated	137.1	Measured	0.105	Calculated	27.4	Measured	0.021	Measured	1306.8	Measured	Coal	Cell burner boiler	Dry Sorbent Injection	Low NOx Cell Burner|Selective Catalytic Reduction	Baghouse	Halogenated PAC Sorbent Injection	ARP, CSNOX, CSOSG2E, CSSO2G1, MATS
MI	J H Campbell	1710	2	########	2	1	117	384.6	Measured	0.299	Calculated	134.8	Measured	0.105	Calculated	28.3	Measured	0.022	Measured	1285.2	Measured	Coal	Cell burner boiler	Dry Sorbent Injection	Low NOx Cell Burner|Selective Catalytic Reduction	Baghouse	Halogenated PAC Sorbent Injection	ARP, CSNOX, CSOSG2E, CSSO2G1, MATS
MI	J H Campbell	1710	2	########	3	1	117	310.1	Measured	0.239	Calculated	135.9	Measured	0.105	Calculated	27.2	Measured	0.021	Measured	1295.8	Measured	Coal	Cell burner boiler	Dry Sorbent Injection	Low NOx Cell Burner|Selective Catalytic Reduction	Baghouse	Halogenated PAC Sorbent Injection	ARP, CSNOX, CSOSG2E, CSSO2G1, MATS
MI	J H Campbell	1710	2	########	4	1	117	289.7	Measured	0.221	Calculated	137.3	Measured	0.105	Calculated	27.5	Measured	0.021	Measured	1308.7	Measured	Coal	Cell burner boiler	Dry Sorbent Injection	Low NOx Cell Burner|Selective Catalytic Reduction	Baghouse	Halogenated PAC Sorbent Injection	ARP, CSNOX, CSOSG2E, CSSO2G1, MATS
MI	J H Campbell	1710	2	########	5	1	117	293.6	Measured	0.225	Calculated	136.7	Measured	0.105	Calculated	28.7	Measured	0.022	Measured	1303.3	Measured	Coal	Cell burner boiler	Dry Sorbent Injection	Low NOx Cell Burner|Selective Catalytic Reduction	Baghouse	Halogenated PAC Sorbent Injection	ARP, CSNOX, CSOSG2E, CSSO2G1, MATS
MI	J H Campbell	1710	2	########	6	1	117	336.1	Measured	0.255	Calculated	138.2	Measured	0.105	Calculated	29	Measured	0.022	Measured	1318.1	Measured	Coal	Cell burner boiler	Dry Sorbent Injection	Low NOx Cell Burner|Selective Catalytic Reduction	Baghouse	Halogenated PAC Sorbent Injection	ARP, CSNOX, CSOSG2E, CSSO2G1, MATS
MI	J H Campbell	1710	2	########	7	1	117	371.9	Measured	0.281	Calculated	138.8	Measured	0.105	Calculated	29.1	Measured	0.022	Measured	1323.9	Measured	Coal	Cell burner boiler	Dry Sorbent Injection	Low NOx Cell Burner|Selective Catalytic Reduction	Baghouse	Halogenated PAC Sorbent Injection	ARP, CSNOX, CSOSG2E, CSSO2G1, MATS
MI	J H Campbell	1710	2	########	8	1	116	355.5	Measured	0.273	Calculated	136.5	Measured	0.105	Calculated	24.7	Measured	0.019	Measured	1301.6	Measured	Coal	Cell burner boiler	Dry Sorbent Injection	Low NOx Cell Burner|Selective Catalytic Reduction	Baghouse	Halogenated PAC Sorbent Injection	ARP, CSNOX, CSOSG2E, CSSO2G1, MATS
MI	J H Campbell	1710	2	########	9	1	117	340.1	Measured	0.26	Calculated	137.2	Measured	0.105	Calculated	27.5	Measured	0.021	Measured	1308	Measured	Coal	Cell burner boiler	Dry Sorbent Injection	Low NOx Cell Burner|Selective Catalytic Reduction	Baghouse	Halogenated PAC Sorbent Injection	ARP, CSNOX, CSOSG2E, CSSO2G1, MATS
MI	J H Campbell	1710	2	########	10	1	117	342.1	Measured	0.26	Calculated	138	Measured	0.105	Calculated	28.9	Measured	0.022	Measured	1315.8	Measured	Coal	Cell burner boiler	Dry Sorbent Injection	Low NOx Cell Burner|Selective Catalytic Reduction	Baghouse	Halogenated PAC Sorbent Injection	ARP, CSNOX, CSOSG2E, CSSO2G1, MATS
MI	J H Campbell	1710	2	########	11	1	117	354.4	Measured	0.269	Calculated	138.2	Measured	0.105	Calculated	26.4	Measured	0.02	Measured	1317.5	Measured	Coal	Cell burner boiler	Dry Sorbent Injection	Low NOx Cell Burner|Selective Catalytic Reduction	Baghouse	Halogenated PAC Sorbent Injection	ARP, CSNOX, CSOSG2E, CSSO2G1, MATS
MI	J H Campbell	1710	2	########	12	1	117	337.6	Measured	0.257	Calculated	137.9	Measured	0.105	Calculated	30.2	Measured	0.023	Measured	1314.4	Measured	Coal	Cell burner boiler	Dry Sorbent Injection	Low NOx Cell Burner|Selective Catalytic Reduction	Baghouse	Halogenated PAC Sorbent Injection	ARP, CSNOX, CSOSG2E, CSSO2G1, MATS
MI	J H Campbell	1710	2	########	13	1	117	331.4	Measured	0.255	Calculated	136.2	Measured	0.105	Calculated	27.3	Measured	0.021	Measured	1298.9	Measured	Coal	Cell burner boiler	Dry Sorbent Injection	Low NOx Cell Burner|Selective Catalytic Reduction	Baghouse	Halogenated PAC Sorbent Injection	ARP, CSNOX, CSOSG2E, CSSO2G1, MATS
MI	J H Campbell	1710	2	########	14	1	117	339.7	Measured	0.258	Calculated	138	Measured	0.105	Calculated	26.3	Measured	0.02	Measured	1316.2	Measured	Coal	Cell burner boiler	Dry Sorbent Injection	Low NOx Cell Burner|Selective Catalytic Reduction	Baghouse	Halogenated PAC Sorbent Injection	ARP, CSNOX, CSOSG2E, CSSO2G1, MATS
MI	J H Campbell	1710	2	########	15	1	117	355.3	Measured	0.272	Calculated	137.1	Measured	0.105	Calculated	27.5	Measured	0.021	Measured	1307.3	Measured	Coal	Cell burner boiler	Dry Sorbent Injection	Low NOx Cell Burner|Selective Catalytic Reduction	Baghouse	Halogenated PAC Sorbent Injection	ARP, CSNOX, CSOSG2E, CSSO2G1, MATS
MI	J H Campbell	1710	2	########	16	1	117	343.1	Measured	0.262	Calculated	137.3	Measured	0.105	Calculated	27.5	Measured	0.021	Measured	1308.6	Measured	Coal	Cell burner boiler	Dry Sorbent Injection	Low NOx Cell Burner|Selective Catalytic Reduction	Baghouse	Halogenated PAC Sorbent Injection	ARP, CSNOX, CSOSG2E, CSSO2G1, MATS
MI	J H Campbell	1710	2	########	17	1	117	328.6	Measured	0.253	Calculated	136.3	Measured	0.105	Calculated	28.6	Measured	0.022	Measured	1299.4	Measured	Coal	Cell burner boiler	Dry Sorbent Injection	Low NOx Cell Burner|Selective Catalytic Reduction	Baghouse	Halogenated PAC Sorbent Injection	ARP, CSNOX, CSOSG2E, CSSO2G1, MATS
MI	J H Campbell	1710	2	########	18	1	117	342.1	Measured	0.263	Calculated	136.7	Measured	0.105	Calculated	27.4	Measured	0.021	Measured	1303	Measured	Coal	Cell burner boiler	Dry Sorbent Injection	Low NOx Cell Burner|Selective Catalytic Reduction	Baghouse	Halogenated PAC Sorbent Injection	ARP, CSNOX, CSOSG2E, CSSO2G1, MATS
MI	J H Campbell	1710	2	########	19	1	117	307.3	Measured	0.236	Calculated	136.7	Measured	0.105	Calculated	28.7	Measured	0.022	Measured	1303.2	Measured	Coal	Cell burner boiler	Dry Sorbent Injection	Low NOx Cell Burner|Selective Catalytic Reduction	Baghouse	Halogenated PAC Sorbent Injection	ARP, CSNOX, CSOSG2E, CSSO2G1, MATS
MI	J H Campbell	1710	2	########	20	1	117	336.7	Measured	0.258	Calculated	136.7	Measured	0.105	Calculated	28.7	Measured	0.022	Measured	1302.9	Measured	Coal	Cell burner boiler	Dry Sorbent Injection	Low NOx Cell Burner|Selective Catalytic Reduction	Baghouse	Halogenated PAC Sorbent Injection	ARP, CSNOX, CSOSG2E, CSSO2G1, MATS
MI	J H Campbell	1710	2	########	21	1	117	342.2	Measured	0.259	Calculated	138.4	Measured	0.105	Calculated	29	Measured	0.022	Measured	1319.6	Measured	Coal	Cell burner boiler	Dry Sorbent Injection	Low NOx Cell Burner|Selective Catalytic Reduction	Baghouse	Halogenated PAC Sorbent Injection	ARP, CSNOX, CSOSG2E, CSSO2G1, MATS
MI	J H Campbell	1710	2	########	22	1	117	327	Measured	0.245	Calculated	139.7	Measured	0.105	Calculated	30.6	Measured	0.023	Measured	1322.4	Measured	Coal	Cell burner boiler	Dry Sorbent Injection	Low NOx Cell Burner|Selective Catalytic Reduction	Baghouse	Halogenated PAC Sorbent Injection	ARP, CSNOX, CSOSG2E, CSSO2G1, MATS
MI	J H Campbell	1710	2	########	23	1	117	451	Measured	0.34	Calculated	139.2	Measured	0.105	Calculated	30.5	Measured	0.023	Measured	1327.1	Measured	Coal	Cell burner boiler	Dry Sorbent Injection	Low NOx Cell Burner|Selective Catalytic Reduction	Baghouse	Halogenated PAC Sorbent Injection	ARP, CSNOX, CSOSG2E, CSSO2G1, MATS
MI	J H Campbell	1710	2	########	0	1	117	299.2	Measured	0.224	Calculated	140	Measured	0.105	Calculated	30.7	Measured	0.023	Measured	1334.6	Measured	Coal	Cell burner boiler	Dry Sorbent Injection	Low NOx Cell Burner|Selective Catalytic Reduction	Baghouse	Halogenated PAC Sorbent Injection	ARP, CSNOX, CSOSG2E, CSSO2G1, MATS
MI	J H Campbell	1710	2	########	1	1	117	369.4	Measured	0.275	Calculated	141.1	Measured	0.105	Calculated	32.3	Measured	0.024	Measured	1345.4	Measured	Coal	Cell burner boiler	Dry Sorbent Injection	Low NOx Cell Burner|Selective Catalytic Reduction	Baghouse	Halogenated PAC Sorbent Injection	ARP, CSNOX, CSOSG2E, CSSO2G1, MATS
MI	J H Campbell	1710	2	########	2	1	117	384.9	Measured	0.286	Calculated	141.2	Measured	0.105	Calculated	31	Measured	0.023	Measured	1346.5	Measured	Coal	Cell burner boiler	Dry Sorbent Injection	Low NOx Cell Burner|Selective Catalytic Reduction	Baghouse	Halogenated PAC Sorbent Injection	ARP, CSNOX, CSOSG2E, CSSO2G1, MATS
MI	J H Campbell	1710	2	########	3	1	117	354.2	Measured	0.264	Calculated	140.6	Measured	0.105	Calculated	29.5	Measured	0.022	Measured	1340.2	Measured	Coal	Cell burner boiler	Dry Sorbent Injection	Low NOx Cell Burner|Selective Catalytic Reduction	Baghouse	Halogenated PAC Sorbent Injection	ARP, CSNOX, CSOSG2E, CSSO2G1, MATS
MI	J H Campbell	1710	2	########	4	1	117	329.3	Measured	0.244	Calculated	141.3	Measured	0.105	Calculated	31	Measured	0.023	Measured	1347.7	Measured	Coal	Cell burner boiler	Dry Sorbent Injection	Low NOx Cell Burner|Selective Catalytic Reduction	Baghouse	Halogenated PAC Sorbent Injection	ARP, CSNOX, CSOSG2E, CSSO2G1, MATS
MI	J H Campbell	1710	2	########	5	1	117	330.7	Measured	0.25	Calculated	138.8	Measured	0.105	Calculated	31.8	Measured	0.024	Measured	1323.4	Measured	Coal	Cell burner boiler	Dry Sorbent Injection	Low NOx Cell Burner|Selective Catalytic Reduction	Baghouse	Halogenated PAC Sorbent Injection	ARP, CSNOX, CSOSG2E, CSSO2G1, MATS
MI	J H Campbell	1710	2	########	6	1	117	349.6	Measured	0.261	Calculated	140.2	Measured	0.105	Calculated	29.4	Measured	0.022	Measured	1337	Measured	Coal	Cell burner boiler	Dry Sorbent Injection	Low NOx Cell Burner|Selective Catalytic Reduction	Baghouse	Halogenated PAC Sorbent Injection	ARP, CSNOX, CSOSG2E, CSSO2G1, MATS
MI	J H Campbell	1710	2	########	7	1	117	341.3	Measured	0.256	Calculated	140	Measured	0.105	Calculated	30.7	Measured	0.023	Measured	1334.9	Measured	Coal	Cell burner boiler	Dry Sorbent Injection	Low NOx Cell Burner|Selective Catalytic Reduction	Baghouse	Halogenated PAC Sorbent Injection	ARP, CSNOX, CSOSG2E, CSSO2G1, MATS
MI	J H Campbell	1710	2	########	8	1	117	329.8	Measured	0.249	Calculated	138.8	Measured	0.105	Calculated	30.4	Measured	0.023	Measured	1323.8	Measured	Coal	Cell burner boiler	Dry Sorbent Injection	Low NOx Cell Burner|Selective Catalytic Reduction	Baghouse	Halogenated PAC Sorbent Injection	ARP, CSNOX, CSOSG2E, CSSO2G1, MATS
MI	J H Campbell	1710	2	########	9	1	117	349.3	Measured	0.265	Calculated	138.3	Measured	0.105	Calculated	30.3	Measured	0.023	Measured	1318.5	Measured	Coal	Cell burner boiler	Dry Sorbent Injection	Low NOx Cell Burner|Selective Catalytic Reduction	Baghouse	Halogenated PAC Sorbent Injection	ARP, CSNOX, CSOSG2E, CSSO2G1, MATS
MI	J H Campbell	1710	2	########	10	1	117	333.1	Measured	0.255	Calculated	136.8	Measured	0.105	Calculated	28.7	Measured	0.022	Measured	1304.4	Measured	Coal	Cell burner boiler	Dry Sorbent Injection	Low NOx Cell Burner|Selective Catalytic Reduction	Baghouse	Halogenated PAC Sorbent Injection	ARP, CSNOX, CSOSG2E, CSSO2G1, MATS
MI	J H Campbell	1710	2	########	11	1	115	307.8	Measured	0.244	Calculated	132.1	Measured	0.105	Calculated	27.7	Measured	0.022	Measured	1259.5	Measured	Coal	Cell burner boiler	Dry Sorbent Injection	Low NOx Cell Burner|Selective Catalytic Reduction	Baghouse	Halogenated PAC Sorbent Injection	ARP, CSNOX, CSOSG2E, CSSO2G1, MATS
MI	J H Campbell	1710	2	########	12	1	116	329.1	Measured	0.259	Calculated	133.1	Measured	0.105	Calculated	29.2	Measured	0.023	Measured	1269.3	Measured	Coal	Cell burner boiler	Dry Sorbent Injection	Low NOx Cell Burner|Selective Catalytic Reduction	Baghouse	Halogenated PAC Sorbent Injection	ARP, CSNOX, CSOSG2E, CSSO2G1, MATS
MI	J H Campbell	1710	2	########	13	1	116	365.2	Measured	0.288	Calculated	132.9	Measured	0.105	Calculated	30.4	Measured	0.024	Measured	1267.1	Measured	Coal	Cell burner boiler	Dry Sorbent Injection	Low NOx Cell Burner|Selective Catalytic Reduction	Baghouse	Halogenated PAC Sorbent Injection	ARP, CSNOX, CSOSG2E, CSSO2G1, MATS
MI	J H Campbell	1710	2	########	14	1	116	350.7	Measured	0.276	Calculated	133.3	Measured	0.105	Calculated	28	Measured	0.022	Measured	1271	Measured	Coal	Cell burner boiler	Dry Sorbent Injection	Low NOx Cell Burner|Selective Catalytic Reduction	Baghouse	Halogenated PAC Sorbent Injection	ARP, CSNOX, CSOSG2E, CSSO2G1, MATS
MI	J H Campbell	1710	2	########	15	1	116	297.1	Measured	0.236	Calculated	132.3	Measured	0.105	Calculated	26.5	Measured	0.021	Measured	1261	Measured	Coal	Cell burner boiler	Dry Sorbent Injection	Low NOx Cell Burner|Selective Catalytic Reduction	Baghouse	Halogenated PAC Sorbent Injection	ARP, CSNOX, CSOSG2E, CSSO2G1, MATS
MI	J H Campbell	1710	2	########	16	1	116	311.3	Measured	0.247	Calculated	132.1	Measured	0.105	Calculated	26.4	Measured	0.021	Measured	1259.4	Measured	Coal	Cell burner boiler	Dry Sorbent Injection	Low NOx Cell Burner|Selective Catalytic Reduction	Baghouse	Halogenated PAC Sorbent Injection	ARP, CSNOX, CSOSG2E, CSSO2G1, MATS
MI	J H Campbell	1710	2	########	17	1	116	303.8	Measured	0.241	Calculated	132.5	Measured	0.105	Calculated	27.8	Measured	0.022	Measured	1263.2	Measured	Coal	Cell burner boiler	Dry Sorbent Injection	Low NOx Cell Burner|Selective Catalytic Reduction	Baghouse	Halogenated PAC Sorbent Injection	ARP, CSNOX, CSOSG2E, CSSO2G1, MATS
MI	J H Campbell	1710	2	########	18	1	116	326.4	Measured	0.258	Calculated	132.7	Measured	0.105	Calculated	30.4	Measured	0.024	Measured	1265	Measured	Coal	Cell burner boiler	Dry Sorbent Injection	Low NOx Cell Burner|Selective Catalytic Reduction	Baghouse	Halogenated PAC Sorbent Injection	ARP, CSNOX, CSOSG2E, CSSO2G1, MATS
MI	J H Campbell	1710	2	########	19	1	116	342.4	Measured	0.269	Calculated	133.4	Measured	0.105	Calculated	30.5	Measured	0.024	Measured	1271.6	Measured	Coal	Cell burner boiler	Dry Sorbent Injection	Low NOx Cell Burner|Selective Catalytic Reduction	Baghouse	Halogenated PAC Sorbent Injection	ARP, CSNOX, CSOSG2E, CSSO2G1, MATS
MI	J H Campbell	1710	2	########	20	1	116	356.4	Measured	0.281	Calculated	132.9	Measured	0.105	Calculated	30.4	Measured	0.024	Measured	1266.9	Measured	Coal	Cell burner boiler	Dry Sorbent Injection	Low NOx Cell Burner|Selective Catalytic Reduction	Baghouse	Halogenated PAC Sorbent Injection	ARP, CSNOX, CSOSG2E, CSSO2G1, MATS
MI	J H Campbell	1710	2	########	21	1	116	328.3	Measured	0.26	Calculated	132.5	Measured	0.105	Calculated	27.8	Measured	0.022	Measured	1263	Measured	Coal	Cell burner boiler	Dry Sorbent Injection	Low NOx Cell Burner|Selective Catalytic Reduction	Baghouse	Halogenated PAC Sorbent Injection	ARP, CSNOX, CSOSG2E, CSSO2G1, MATS
MI	J H Campbell	1710	2	########	22	1	116	298.3	Measured	0.237	Calculated	131.8	Measured	0.105	Calculated	27.7	Measured	0.022	Measured	1257.1	Measured	Coal	Cell burner boiler	Dry Sorbent Injection	Low NOx Cell Burner|Selective Catalytic Reduction	Baghouse	Halogenated PAC Sorbent Injection	ARP, CSNOX, CSOSG2E, CSSO2G1, MATS
MI	J H Campbell	1710	2	########	23	1	116	346.1	Measured	0.27	Calculated	134.3	Measured	0.105	Calculated	28.2	Measured	0.022	Measured	1280.6	Measured	Coal	Cell burner boiler	Dry Sorbent Injection	Low NOx Cell Burner|Selective Catalytic Reduction	Baghouse	Halogenated PAC Sorbent Injection	ARP, CSNOX, CSOSG2E, CSSO2G1, MATS
MI	J H Campbell	1710	2	########	0	1	116	320.1	Measured	0.254	Calculated	132.4	Measured	0.105	Calculated	26.5	Measured	0.021	Measured	1262.7	Measured	Coal	Cell burner boiler	Dry Sorbent Injection	Low NOx Cell Burner|Selective Catalytic Reduction	Baghouse	Halogenated PAC Sorbent Injection	ARP, CSNOX, CSOSG2E, CSSO2G1, MATS
MI	J H Campbell	1710	2	########	1	1	116	315.1	Measured	0.25	Calculated	132	Measured	0.105	Calculated	29	Measured	0.023	Measured	1258.7	Measured	Coal	Cell burner boiler	Dry Sorbent Injection	Low NOx Cell Burner|

MI	J H Campbell	1710	2	########	22	1	115	317.5	Measured	0.249	Calculated	133.8	Measured	0.105	Calculated	30.6	Measured	0.024	Measured	1275.5	Measured	Coal	Cell burner boiler	Dry Sorbent Injection	Low NOx Cell Burner|Selective Catalytic Reduction	Baghouse	Halogenated PAC Sorbent Injection	ARP, CSNOX, CSOSG2E, CSSO2G1, MATS
MI	J H Campbell	1710	2	########	23	1	116	322	Measured	0.249	Calculated	135.9	Measured	0.105	Calculated	31.1	Measured	0.024	Measured	1295.4	Measured	Coal	Cell burner boiler	Dry Sorbent Injection	Low NOx Cell Burner|Selective Catalytic Reduction	Baghouse	Halogenated PAC Sorbent Injection	ARP, CSNOX, CSOSG2E, CSSO2G1, MATS
MI	J H Campbell	1710	2	########	0	1	116	337.5	Measured	0.26	Calculated	136.1	Measured	0.105	Calculated	32.4	Measured	0.025	Measured	1297.4	Measured	Coal	Cell burner boiler	Dry Sorbent Injection	Low NOx Cell Burner|Selective Catalytic Reduction	Baghouse	Halogenated PAC Sorbent Injection	ARP, CSNOX, CSOSG2E, CSSO2G1, MATS
MI	J H Campbell	1710	2	########	1	1	117	281.8	Measured	0.22	Calculated	134.3	Measured	0.105	Calculated	29.5	Measured	0.023	Measured	1280.7	Measured	Coal	Cell burner boiler	Dry Sorbent Injection	Low NOx Cell Burner|Selective Catalytic Reduction	Baghouse	Halogenated PAC Sorbent Injection	ARP, CSNOX, CSOSG2E, CSSO2G1, MATS
MI	J H Campbell	1710	2	########	2	1	105	293.8	Measured	0.245	Calculated	125.7	Measured	0.105	Calculated	161.9	Measured	0.135	Measured	1198.9	Measured	Coal	Cell burner boiler	Dry Sorbent Injection	Low NOx Cell Burner|Selective Catalytic Reduction	Baghouse	Halogenated PAC Sorbent Injection	ARP, CSNOX, CSOSG2E, CSSO2G1, MATS
MI	J H Campbell	1710	2	########	3	1	105	322.8	Measured	0.272	Calculated	124.3	Measured	0.105	Calculated	233.5	Measured	0.197	Measured	1185.2	Measured	Coal	Cell burner boiler	Dry Sorbent Injection	Low NOx Cell Burner|Selective Catalytic Reduction	Baghouse	Halogenated PAC Sorbent Injection	ARP, CSNOX, CSOSG2E, CSSO2G1, MATS
MI	J H Campbell	1710	2	########	4	0.3	38	45.24	Measured	0.236	Calculated	20.07	Measured	0.105	Calculated	55.11	Measured	0.288	Measured	191.4	Measured	Coal	Cell burner boiler	Dry Sorbent Injection	Low NOx Cell Burner|Selective Catalytic Reduction	Baghouse	Halogenated PAC Sorbent Injection	ARP, CSNOX, CSOSG2E, CSSO2G1, MATS
MI	J H Campbell	1710	2	########	5	0																Coal	Cell burner boiler	Dry Sorbent Injection	Low NOx Cell Burner|Selective Catalytic Reduction	Baghouse	Halogenated PAC Sorbent Injection	ARP, CSNOX, CSOSG2E, CSSO2G1, MATS
MI	J H Campbell	1710	2	########	6	0																Coal	Cell burner boiler	Dry Sorbent Injection	Low NOx Cell Burner|Selective Catalytic Reduction	Baghouse	Halogenated PAC Sorbent Injection	ARP, CSNOX, CSOSG2E, CSSO2G1, MATS
MI	J H Campbell	1710	2	########	7	0																Coal	Cell burner boiler	Dry Sorbent Injection	Low NOx Cell Burner|Selective Catalytic Reduction	Baghouse	Halogenated PAC Sorbent Injection	ARP, CSNOX, CSOSG2E, CSSO2G1, MATS
MI	J H Campbell	1710	2	########	8	0																Coal	Cell burner boiler	Dry Sorbent Injection	Low NOx Cell Burner|Selective Catalytic Reduction	Baghouse	Halogenated PAC Sorbent Injection	ARP, CSNOX, CSOSG2E, CSSO2G1, MATS
MI	J H Campbell	1710	2	########	9	0																Coal	Cell burner boiler	Dry Sorbent Injection	Low NOx Cell Burner|Selective Catalytic Reduction	Baghouse	Halogenated PAC Sorbent Injection	ARP, CSNOX, CSOSG2E, CSSO2G1, MATS
MI	J H Campbell	1710	2	########	10	0																Coal	Cell burner boiler	Dry Sorbent Injection	Low NOx Cell Burner|Selective Catalytic Reduction	Baghouse	Halogenated PAC Sorbent Injection	ARP, CSNOX, CSOSG2E, CSSO2G1, MATS
MI	J H Campbell	1710	2	########	11	0																Coal	Cell burner boiler	Dry Sorbent Injection	Low NOx Cell Burner|Selective Catalytic Reduction	Baghouse	Halogenated PAC Sorbent Injection	ARP, CSNOX, CSOSG2E, CSSO2G1, MATS
MI	J H Campbell	1710	2	########	12	0																Coal	Cell burner boiler	Dry Sorbent Injection	Low NOx Cell Burner|Selective Catalytic Reduction	Baghouse	Halogenated PAC Sorbent Injection	ARP, CSNOX, CSOSG2E, CSSO2G1, MATS
MI	J H Campbell	1710	2	########	13	0																Coal	Cell burner boiler	Dry Sorbent Injection	Low NOx Cell Burner|Selective Catalytic Reduction	Baghouse	Halogenated PAC Sorbent Injection	ARP, CSNOX, CSOSG2E, CSSO2G1, MATS
MI	J H Campbell	1710	2	########	14	0																Coal	Cell burner boiler	Dry Sorbent Injection	Low NOx Cell Burner|Selective Catalytic Reduction	Baghouse	Halogenated PAC Sorbent Injection	ARP, CSNOX, CSOSG2E, CSSO2G1, MATS
MI	J H Campbell	1710	2	########	15	0																Coal	Cell burner boiler	Dry Sorbent Injection	Low NOx Cell Burner|Selective Catalytic Reduction	Baghouse	Halogenated PAC Sorbent Injection	ARP, CSNOX, CSOSG2E, CSSO2G1, MATS
MI	J H Campbell	1710	2	########	16	0																Coal	Cell burner boiler	Dry Sorbent Injection	Low NOx Cell Burner|Selective Catalytic Reduction	Baghouse	Halogenated PAC Sorbent Injection	ARP, CSNOX, CSOSG2E, CSSO2G1, MATS
MI	J H Campbell	1710	2	########	17	0																Coal	Cell burner boiler	Dry Sorbent Injection	Low NOx Cell Burner|Selective Catalytic Reduction	Baghouse	Halogenated PAC Sorbent Injection	ARP, CSNOX, CSOSG2E, CSSO2G1, MATS
MI	J H Campbell	1710	2	########	18	0																Coal	Cell burner boiler	Dry Sorbent Injection	Low NOx Cell Burner|Selective Catalytic Reduction	Baghouse	Halogenated PAC Sorbent Injection	ARP, CSNOX, CSOSG2E, CSSO2G1, MATS
MI	J H Campbell	1710	2	########	19	0																Coal	Cell burner boiler	Dry Sorbent Injection	Low NOx Cell Burner|Selective Catalytic Reduction	Baghouse	Halogenated PAC Sorbent Injection	ARP, CSNOX, CSOSG2E, CSSO2G1, MATS
MI	J H Campbell	1710	2	########	20	0																Coal	Cell burner boiler	Dry Sorbent Injection	Low NOx Cell Burner|Selective Catalytic Reduction	Baghouse	Halogenated PAC Sorbent Injection	ARP, CSNOX, CSOSG2E, CSSO2G1, MATS
MI	J H Campbell	1710	2	########	21	0																Coal	Cell burner boiler	Dry Sorbent Injection	Low NOx Cell Burner|Selective Catalytic Reduction	Baghouse	Halogenated PAC Sorbent Injection	ARP, CSNOX, CSOSG2E, CSSO2G1, MATS
MI	J H Campbell	1710	2	########	22	0																Coal	Cell burner boiler	Dry Sorbent Injection	Low NOx Cell Burner|Selective Catalytic Reduction	Baghouse	Halogenated PAC Sorbent Injection	ARP, CSNOX, CSOSG2E, CSSO2G1, MATS
MI	J H Campbell	1710	2	########	23	0																Coal	Cell burner boiler	Dry Sorbent Injection	Low NOx Cell Burner|Selective Catalytic Reduction	Baghouse	Halogenated PAC Sorbent Injection	ARP, CSNOX, CSOSG2E, CSSO2G1, MATS
MI	J H Campbell	1710	2	########	0	0																Coal	Cell burner boiler	Dry Sorbent Injection	Low NOx Cell Burner|Selective Catalytic Reduction	Baghouse	Halogenated PAC Sorbent Injection	ARP, CSNOX, CSOSG2E, CSSO2G1, MATS
MI	J H Campbell	1710	2	########	1	0																Coal	Cell burner boiler	Dry Sorbent Injection	Low NOx Cell Burner|Selective Catalytic Reduction	Baghouse	Halogenated PAC Sorbent Injection	ARP, CSNOX, CSOSG2E, CSSO2G1, MATS
MI	J H Campbell	1710	2	########	2	0																Coal	Cell burner boiler	Dry Sorbent Injection	Low NOx Cell Burner|Selective Catalytic Reduction	Baghouse	Halogenated PAC Sorbent Injection	ARP, CSNOX, CSOSG2E, CSSO2G1, MATS
MI	J H Campbell	1710	2	########	3	0																Coal	Cell burner boiler	Dry Sorbent Injection	Low NOx Cell Burner|Selective Catalytic Reduction	Baghouse	Halogenated PAC Sorbent Injection	ARP, CSNOX, CSOSG2E, CSSO2G1, MATS
MI	J H Campbell	1710	2	########	4	0																Coal	Cell burner boiler	Dry Sorbent Injection	Low NOx Cell Burner|Selective Catalytic Reduction	Baghouse	Halogenated PAC Sorbent Injection	ARP, CSNOX, CSOSG2E, CSSO2G1, MATS
MI	J H Campbell	1710	2	########	5	0																Coal	Cell burner boiler	Dry Sorbent Injection	Low NOx Cell Burner|Selective Catalytic Reduction	Baghouse	Halogenated PAC Sorbent Injection	ARP, CSNOX, CSOSG2E, CSSO2G1, MATS
MI	J H Campbell	1710	2	########	6	0																Coal	Cell burner boiler	Dry Sorbent Injection	Low NOx Cell Burner|Selective Catalytic Reduction	Baghouse	Halogenated PAC Sorbent Injection	ARP, CSNOX, CSOSG2E, CSSO2G1, MATS
MI	J H Campbell	1710	2	########	7	0																Coal	Cell burner boiler	Dry Sorbent Injection	Low NOx Cell Burner|Selective Catalytic Reduction	Baghouse	Halogenated PAC Sorbent Injection	ARP, CSNOX, CSOSG2E, CSSO2G1, MATS
MI	J H Campbell	1710	2	########	8	0																Coal	Cell burner boiler	Dry Sorbent Injection	Low NOx Cell Burner|Selective Catalytic Reduction	Baghouse	Halogenated PAC Sorbent Injection	ARP, CSNOX, CSOSG2E, CSSO2G1, MATS
MI	J H Campbell	1710	2	########	9	0																Coal	Cell burner boiler	Dry Sorbent Injection	Low NOx Cell Burner|Selective Catalytic Reduction	Baghouse	Halogenated PAC Sorbent Injection	ARP, CSNOX, CSOSG2E, CSSO2G1, MATS
MI	J H Campbell	1710	2	########	10	0																Coal	Cell burner boiler	Dry Sorbent Injection	Low NOx Cell Burner|Selective Catalytic Reduction	Baghouse	Halogenated PAC Sorbent Injection	ARP, CSNOX, CSOSG2E, CSSO2G1, MATS
MI	J H Campbell	1710	2	########	11	0																Coal	Cell burner boiler	Dry Sorbent Injection	Low NOx Cell Burner|Selective Catalytic Reduction	Baghouse	Halogenated PAC Sorbent Injection	ARP, CSNOX, CSOSG2E, CSSO2G1, MATS
MI	J H Campbell	1710	2	########	12	0																Coal	Cell burner boiler	Dry Sorbent Injection	Low NOx Cell Burner|Selective Catalytic Reduction	Baghouse	Halogenated PAC Sorbent Injection	ARP, CSNOX, CSOSG2E, CSSO2G1, MATS
MI	J H Campbell	1710	2	########	13	0																Coal	Cell burner boiler	Dry Sorbent Injection	Low NOx Cell Burner|Selective Catalytic Reduction	Baghouse	Halogenated PAC Sorbent Injection	ARP, CSNOX, CSOSG2E, CSSO2G1, MATS
MI	J H Campbell	1710	2	########	14	0																Coal	Cell burner boiler	Dry Sorbent Injection	Low NOx Cell Burner|Selective Catalytic Reduction	Baghouse	Halogenated PAC Sorbent Injection	ARP, CSNOX, CSOSG2E, CSSO2G1, MATS
MI	J H Campbell	1710	2	########	15	0																Coal	Cell burner boiler	Dry Sorbent Injection	Low NOx Cell Burner|Selective Catalytic Reduction	Baghouse	Halogenated PAC Sorbent Injection	ARP, CSNOX, CSOSG2E, CSSO2G1, MATS
MI	J H Campbell	1710	2	########	16	0																Coal	Cell burner boiler	Dry Sorbent Injection	Low NOx Cell Burner|Selective Catalytic Reduction	Baghouse	Halogenated PAC Sorbent Injection	ARP, CSNOX, CSOSG2E, CSSO2G1, MATS
MI	J H Campbell	1710	2	########	17	0																Coal	Cell burner boiler	Dry Sorbent Injection	Low NOx Cell Burner|Selective Catalytic Reduction	Baghouse	Halogenated PAC Sorbent Injection	ARP, CSNOX, CSOSG2E, CSSO2G1, MATS
MI	J H Campbell	1710	2	########	18	0																Coal	Cell burner boiler	Dry Sorbent Injection	Low NOx Cell Burner|Selective Catalytic Reduction	Baghouse	Halogenated PAC Sorbent Injection	ARP, CSNOX, CSOSG2E, CSSO2G1, MATS
MI	J H Campbell	1710	2	########	19	0																Coal	Cell burner boiler	Dry Sorbent Injection	Low NOx Cell Burner|Selective Catalytic Reduction	Baghouse	Halogenated PAC Sorbent Injection	ARP, CSNOX, CSOSG2E, CSSO2G1, MATS
MI	J H Campbell	1710	2	########	20	0																Coal	Cell burner boiler	Dry Sorbent Injection	Low NOx Cell Burner|Selective Catalytic Reduction	Baghouse	Halogenated PAC Sorbent Injection	ARP, CSNOX, CSOSG2E, CSSO2G1, MATS
MI	J H Campbell	1710	2	########	21	0																Coal	Cell burner boiler	Dry Sorbent Injection	Low NOx Cell Burner|Selective Catalytic Reduction	Baghouse	Halogenated PAC Sorbent Injection	ARP, CSNOX, CSOSG2E, CSSO2G1, MATS
MI	J H Campbell	1710	2	########	22	0																Coal	Cell burner boiler	Dry Sorbent Injection	Low NOx Cell Burner|Selective Catalytic Reduction	Baghouse	Halogenated PAC Sorbent Injection	ARP, CSNOX, CSOSG2E, CSSO2G1, MATS
MI	J H Campbell	1710	2	########	23	0																Coal	Cell burner boiler	Dry Sorbent Injection	Low NOx Cell Burner|Selective Catalytic Reduction	Baghouse	Halogenated PAC Sorbent Injection	ARP, CSNOX, CSOSG2E, CSSO2G1, MATS
MI	J H Campbell	1710	2	########	0	0																Coal	Cell burner boiler	Dry Sorbent Injection	Low NOx Cell Burner|Selective Catalytic Reduction	Baghouse	Halogenated PAC Sorbent Injection	ARP, CSNOX, CSOSG2E, CSSO2G1, MATS
MI	J H Campbell	1710	2	########	1	0																Coal	Cell burner boiler	Dry Sorbent Injection	Low NOx Cell Burner|Selective Catalytic Reduction	Baghouse	Halogenated PAC Sorbent Injection	ARP, CSNOX, CSOSG2E, CSSO2G1, MATS
MI	J H Campbell	1710	2	########	2	0																Coal	Cell burner boiler	Dry Sorbent Injection	Low NOx Cell Burner|Selective Catalytic Reduction	Baghouse	Halogenated PAC Sorbent Injection	ARP, CSNOX, CSOSG2E, CSSO2G1, MATS
MI	J H Campbell	1710	2	########	3	0																Coal	Cell burner boiler	Dry Sorbent Injection	Low NOx Cell Burner|Selective Catalytic Reduction	Baghouse	Halogenated PAC Sorbent Injection	ARP, CSNOX, CSOSG2E, CSSO2G1, MATS
MI	J H Campbell	1710	2	########	4	0																Coal	Cell burner boiler	Dry Sorbent Injection	Low NOx Cell Burner|Selective Catalytic Reduction	Baghouse	Halogenated PAC Sorbent Injection	ARP, CSNOX, CSOSG2E, CSSO2G1, MATS
MI	J H Campbell	1710	2	########	5	0																Coal	Cell burner boiler	Dry Sorbent Injection	Low NOx Cell Burner|Selective Catalytic Reduction	Baghouse	Halogenated PAC Sorbent Injection	ARP, CSNOX, CSOSG2E, CSSO2G1, MATS
MI	J H Campbell	1710	2	########	6	0																Coal	Cell burner boiler	Dry Sorbent Injection	Low NOx Cell Burner|Selective Catalytic Reduction	Baghouse	Halogenated PAC Sorbent Injection	ARP, CSNOX, CSOSG2E, CSSO2G1, MATS
MI	J H Campbell	1710	2	########	7	0																Coal	Cell burner boiler	Dry Sorbent Injection	Low NOx Cell Burner|Selective Catalytic Reduction	Baghouse	Halogenated PAC Sorbent Injection	ARP, CSNOX, CSOSG2E, CSSO2G1, MATS
MI	J H Campbell	1710	2	########	8	0																Coal	Cell burner boiler	Dry Sorbent Injection	Low NOx Cell Burner|Selective Catalytic Reduction	Baghouse	Halogenated PAC Sorbent Injection	ARP, CSNOX, CSOSG2E, CSSO2G1, MATS
MI	J H Campbell	1710	2	########	9	0																Coal	Cell burner boiler	Dry Sorbent Injection	Low NOx Cell Burner|Selective Catalytic Reduction	Baghouse	Halogenated PAC Sorbent Injection	ARP, CSNOX, CSOSG2E, CSSO2G1, MATS
MI	J H Campbell	1710	2	########	10	0																Coal	Cell burner boiler	Dry Sorbent Injection	Low NOx Cell Burner|Selective Catalytic Reduction	Baghouse	Halogenated PAC Sorbent Injection	ARP, CSNOX, CSOSG2E, CSSO2G1, MATS
MI	J H Campbell	1710	2	########	11	0																Coal	Cell burner boiler	Dry Sorbent Injection	Low NOx Cell Burner|Selective Catalytic Reduction	Baghouse	Halogenated PAC Sorbent Injection	ARP, CSNOX, CSOSG2E, CSSO2G1, MATS
MI	J H Campbell	1710	2	########	12	0																Coal	Cell burner boiler	Dry Sorbent Injection	Low NOx Cell Burner|Selective Catalytic Reduction	Baghouse	Halogenated PAC Sorbent Injection	ARP, CSNOX, CSOSG2E, CSSO2G1, MATS
MI	J H Campbell	1710	2	########	13	0																Coal	Cell burner boiler	Dry Sorbent Injection	Low NOx Cell Burner|Selective Catalytic Reduction	Baghouse	Halogenated PAC Sorbent Injection	ARP, CSNOX, CSOSG2E, CSSO2G1, MATS
MI	J H Campbell	1710	2	########	14	0																Coal	Cell burner boiler	Dry Sorbent Injection	Low NOx Cell Burner|Selective Catalytic Reduction	Baghouse	Halogenated PAC Sorbent Injection	ARP, CSNOX, CSOSG2E, CSSO2G1, MATS
MI	J H Campbell	1710	2	########	15	0																Coal	Cell burner boiler	Dry Sorbent Injection	Low NOx Cell Burner|Selective Catalytic Reduction	Baghouse	Halogenated PAC Sorbent Injection	ARP, CSNOX, CSOSG2E, CSSO2G1, MATS
MI	J H Campbell	1710	2	########	16	0																Coal	Cell burner boiler	Dry Sorbent Injection	Low NOx Cell Burner|Selective Catalytic Reduction	Baghouse	Halogenated PAC Sorbent Injection	ARP, CSNOX, CSOSG2E, CSSO2G1, MATS
MI	J H Campbell	1710	2	########	17	0																Coal	Cell burner boiler	Dry Sorbent Injection	Low NOx Cell Burner|Selective Catalytic Reduction	Baghouse	Halogenated PAC Sorbent Injection	ARP, CSNOX, CSOSG2E, CSSO2G1, MATS
MI	J H Campbell	1710	2	########	18	0																Coal	Cell burner boiler	Dry Sorbent Injection	Low NOx Cell Burner|Selective Catalytic Reduction	Baghouse	Halogenated PAC Sorbent Injection	ARP, CSNOX, CSOSG2E, CSSO2G1, MATS
MI	J H Campbell	1710	2	########	19	0																Coal	Cell burner boiler	Dry Sorbent Injection	Low NOx Cell Burner|Selective Catalytic Reduction	Baghouse	Halogenated PAC Sorbent Injection	ARP, CSNOX, CSOSG2E, CSSO2G1, MATS
MI	J H Campbell	1710	2	########	20	0																Coal	Cell burner boiler	Dry Sorbent Injection	Low NOx Cell Burner|Selective Catalytic Reduction	Baghouse	Halogenated PAC Sorbent Injection	ARP, CSNOX, CSOSG2E, CSSO2G1, MATS

MI	J H Campbell	1710	2	########	21	0	Coal	Cell burner boiler	Dry Sorbent Injection	Low NOx Cell Burner|Selective Catalytic Reduction	Baghouse	Halogenated PAC Sorbent Injection	ARP, CSNOX, CSOSG2E, CSSO2G1, MATS
MI	J H Campbell	1710	2	########	22	0	Coal	Cell burner boiler	Dry Sorbent Injection	Low NOx Cell Burner|Selective Catalytic Reduction	Baghouse	Halogenated PAC Sorbent Injection	ARP, CSNOX, CSOSG2E, CSSO2G1, MATS
MI	J H Campbell	1710	2	########	23	0	Coal	Cell burner boiler	Dry Sorbent Injection	Low NOx Cell Burner|Selective Catalytic Reduction	Baghouse	Halogenated PAC Sorbent Injection	ARP, CSNOX, CSOSG2E, CSSO2G1, MATS
MI	J H Campbell	1710	2	########	0	0	Coal	Cell burner boiler	Dry Sorbent Injection	Low NOx Cell Burner|Selective Catalytic Reduction	Baghouse	Halogenated PAC Sorbent Injection	ARP, CSNOX, CSOSG2E, CSSO2G1, MATS
MI	J H Campbell	1710	2	########	1	0	Coal	Cell burner boiler	Dry Sorbent Injection	Low NOx Cell Burner|Selective Catalytic Reduction	Baghouse	Halogenated PAC Sorbent Injection	ARP, CSNOX, CSOSG2E, CSSO2G1, MATS
MI	J H Campbell	1710	2	########	2	0	Coal	Cell burner boiler	Dry Sorbent Injection	Low NOx Cell Burner|Selective Catalytic Reduction	Baghouse	Halogenated PAC Sorbent Injection	ARP, CSNOX, CSOSG2E, CSSO2G1, MATS
MI	J H Campbell	1710	2	########	3	0	Coal	Cell burner boiler	Dry Sorbent Injection	Low NOx Cell Burner|Selective Catalytic Reduction	Baghouse	Halogenated PAC Sorbent Injection	ARP, CSNOX, CSOSG2E, CSSO2G1, MATS
MI	J H Campbell	1710	2	########	4	0	Coal	Cell burner boiler	Dry Sorbent Injection	Low NOx Cell Burner|Selective Catalytic Reduction	Baghouse	Halogenated PAC Sorbent Injection	ARP, CSNOX, CSOSG2E, CSSO2G1, MATS
MI	J H Campbell	1710	2	########	5	0	Coal	Cell burner boiler	Dry Sorbent Injection	Low NOx Cell Burner|Selective Catalytic Reduction	Baghouse	Halogenated PAC Sorbent Injection	ARP, CSNOX, CSOSG2E, CSSO2G1, MATS
MI	J H Campbell	1710	2	########	6	0	Coal	Cell burner boiler	Dry Sorbent Injection	Low NOx Cell Burner|Selective Catalytic Reduction	Baghouse	Halogenated PAC Sorbent Injection	ARP, CSNOX, CSOSG2E, CSSO2G1, MATS
MI	J H Campbell	1710	2	########	7	0	Coal	Cell burner boiler	Dry Sorbent Injection	Low NOx Cell Burner|Selective Catalytic Reduction	Baghouse	Halogenated PAC Sorbent Injection	ARP, CSNOX, CSOSG2E, CSSO2G1, MATS
MI	J H Campbell	1710	2	########	8	0	Coal	Cell burner boiler	Dry Sorbent Injection	Low NOx Cell Burner|Selective Catalytic Reduction	Baghouse	Halogenated PAC Sorbent Injection	ARP, CSNOX, CSOSG2E, CSSO2G1, MATS
MI	J H Campbell	1710	2	########	9	0	Coal	Cell burner boiler	Dry Sorbent Injection	Low NOx Cell Burner|Selective Catalytic Reduction	Baghouse	Halogenated PAC Sorbent Injection	ARP, CSNOX, CSOSG2E, CSSO2G1, MATS
MI	J H Campbell	1710	2	########	10	0	Coal	Cell burner boiler	Dry Sorbent Injection	Low NOx Cell Burner|Selective Catalytic Reduction	Baghouse	Halogenated PAC Sorbent Injection	ARP, CSNOX, CSOSG2E, CSSO2G1, MATS
MI	J H Campbell	1710	2	########	11	0	Coal	Cell burner boiler	Dry Sorbent Injection	Low NOx Cell Burner|Selective Catalytic Reduction	Baghouse	Halogenated PAC Sorbent Injection	ARP, CSNOX, CSOSG2E, CSSO2G1, MATS
MI	J H Campbell	1710	2	########	12	0	Coal	Cell burner boiler	Dry Sorbent Injection	Low NOx Cell Burner|Selective Catalytic Reduction	Baghouse	Halogenated PAC Sorbent Injection	ARP, CSNOX, CSOSG2E, CSSO2G1, MATS
MI	J H Campbell	1710	2	########	13	0	Coal	Cell burner boiler	Dry Sorbent Injection	Low NOx Cell Burner|Selective Catalytic Reduction	Baghouse	Halogenated PAC Sorbent Injection	ARP, CSNOX, CSOSG2E, CSSO2G1, MATS
MI	J H Campbell	1710	2	########	14	0	Coal	Cell burner boiler	Dry Sorbent Injection	Low NOx Cell Burner|Selective Catalytic Reduction	Baghouse	Halogenated PAC Sorbent Injection	ARP, CSNOX, CSOSG2E, CSSO2G1, MATS
MI	J H Campbell	1710	2	########	15	0	Coal	Cell burner boiler	Dry Sorbent Injection	Low NOx Cell Burner|Selective Catalytic Reduction	Baghouse	Halogenated PAC Sorbent Injection	ARP, CSNOX, CSOSG2E, CSSO2G1, MATS
MI	J H Campbell	1710	2	########	16	0	Coal	Cell burner boiler	Dry Sorbent Injection	Low NOx Cell Burner|Selective Catalytic Reduction	Baghouse	Halogenated PAC Sorbent Injection	ARP, CSNOX, CSOSG2E, CSSO2G1, MATS
MI	J H Campbell	1710	2	########	17	0	Coal	Cell burner boiler	Dry Sorbent Injection	Low NOx Cell Burner|Selective Catalytic Reduction	Baghouse	Halogenated PAC Sorbent Injection	ARP, CSNOX, CSOSG2E, CSSO2G1, MATS
MI	J H Campbell	1710	2	########	18	0	Coal	Cell burner boiler	Dry Sorbent Injection	Low NOx Cell Burner|Selective Catalytic Reduction	Baghouse	Halogenated PAC Sorbent Injection	ARP, CSNOX, CSOSG2E, CSSO2G1, MATS
MI	J H Campbell	1710	2	########	19	0	Coal	Cell burner boiler	Dry Sorbent Injection	Low NOx Cell Burner|Selective Catalytic Reduction	Baghouse	Halogenated PAC Sorbent Injection	ARP, CSNOX, CSOSG2E, CSSO2G1, MATS
MI	J H Campbell	1710	2	########	20	0	Coal	Cell burner boiler	Dry Sorbent Injection	Low NOx Cell Burner|Selective Catalytic Reduction	Baghouse	Halogenated PAC Sorbent Injection	ARP, CSNOX, CSOSG2E, CSSO2G1, MATS
MI	J H Campbell	1710	2	########	21	0	Coal	Cell burner boiler	Dry Sorbent Injection	Low NOx Cell Burner|Selective Catalytic Reduction	Baghouse	Halogenated PAC Sorbent Injection	ARP, CSNOX, CSOSG2E, CSSO2G1, MATS
MI	J H Campbell	1710	2	########	22	0	Coal	Cell burner boiler	Dry Sorbent Injection	Low NOx Cell Burner|Selective Catalytic Reduction	Baghouse	Halogenated PAC Sorbent Injection	ARP, CSNOX, CSOSG2E, CSSO2G1, MATS
MI	J H Campbell	1710	2	########	23	0	Coal	Cell burner boiler	Dry Sorbent Injection	Low NOx Cell Burner|Selective Catalytic Reduction	Baghouse	Halogenated PAC Sorbent Injection	ARP, CSNOX, CSOSG2E, CSSO2G1, MATS
MI	J H Campbell	1710	2	########	0	0	Coal	Cell burner boiler	Dry Sorbent Injection	Low NOx Cell Burner|Selective Catalytic Reduction	Baghouse	Halogenated PAC Sorbent Injection	ARP, CSNOX, CSOSG2E, CSSO2G1, MATS
MI	J H Campbell	1710	2	########	1	0	Coal	Cell burner boiler	Dry Sorbent Injection	Low NOx Cell Burner|Selective Catalytic Reduction	Baghouse	Halogenated PAC Sorbent Injection	ARP, CSNOX, CSOSG2E, CSSO2G1, MATS
MI	J H Campbell	1710	2	########	2	0	Coal	Cell burner boiler	Dry Sorbent Injection	Low NOx Cell Burner|Selective Catalytic Reduction	Baghouse	Halogenated PAC Sorbent Injection	ARP, CSNOX, CSOSG2E, CSSO2G1, MATS
MI	J H Campbell	1710	2	########	3	0	Coal	Cell burner boiler	Dry Sorbent Injection	Low NOx Cell Burner|Selective Catalytic Reduction	Baghouse	Halogenated PAC Sorbent Injection	ARP, CSNOX, CSOSG2E, CSSO2G1, MATS
MI	J H Campbell	1710	2	########	4	0	Coal	Cell burner boiler	Dry Sorbent Injection	Low NOx Cell Burner|Selective Catalytic Reduction	Baghouse	Halogenated PAC Sorbent Injection	ARP, CSNOX, CSOSG2E, CSSO2G1, MATS
MI	J H Campbell	1710	2	########	5	0	Coal	Cell burner boiler	Dry Sorbent Injection	Low NOx Cell Burner|Selective Catalytic Reduction	Baghouse	Halogenated PAC Sorbent Injection	ARP, CSNOX, CSOSG2E, CSSO2G1, MATS
MI	J H Campbell	1710	2	########	6	0	Coal	Cell burner boiler	Dry Sorbent Injection	Low NOx Cell Burner|Selective Catalytic Reduction	Baghouse	Halogenated PAC Sorbent Injection	ARP, CSNOX, CSOSG2E, CSSO2G1, MATS
MI	J H Campbell	1710	2	########	7	0	Coal	Cell burner boiler	Dry Sorbent Injection	Low NOx Cell Burner|Selective Catalytic Reduction	Baghouse	Halogenated PAC Sorbent Injection	ARP, CSNOX, CSOSG2E, CSSO2G1, MATS
MI	J H Campbell	1710	2	########	8	0	Coal	Cell burner boiler	Dry Sorbent Injection	Low NOx Cell Burner|Selective Catalytic Reduction	Baghouse	Halogenated PAC Sorbent Injection	ARP, CSNOX, CSOSG2E, CSSO2G1, MATS
MI	J H Campbell	1710	2	########	9	0	Coal	Cell burner boiler	Dry Sorbent Injection	Low NOx Cell Burner|Selective Catalytic Reduction	Baghouse	Halogenated PAC Sorbent Injection	ARP, CSNOX, CSOSG2E, CSSO2G1, MATS
MI	J H Campbell	1710	2	########	10	0	Coal	Cell burner boiler	Dry Sorbent Injection	Low NOx Cell Burner|Selective Catalytic Reduction	Baghouse	Halogenated PAC Sorbent Injection	ARP, CSNOX, CSOSG2E, CSSO2G1, MATS
MI	J H Campbell	1710	2	########	11	0	Coal	Cell burner boiler	Dry Sorbent Injection	Low NOx Cell Burner|Selective Catalytic Reduction	Baghouse	Halogenated PAC Sorbent Injection	ARP, CSNOX, CSOSG2E, CSSO2G1, MATS
MI	J H Campbell	1710	2	########	12	0	Coal	Cell burner boiler	Dry Sorbent Injection	Low NOx Cell Burner|Selective Catalytic Reduction	Baghouse	Halogenated PAC Sorbent Injection	ARP, CSNOX, CSOSG2E, CSSO2G1, MATS
MI	J H Campbell	1710	2	########	13	0	Coal	Cell burner boiler	Dry Sorbent Injection	Low NOx Cell Burner|Selective Catalytic Reduction	Baghouse	Halogenated PAC Sorbent Injection	ARP, CSNOX, CSOSG2E, CSSO2G1, MATS
MI	J H Campbell	1710	2	########	14	0	Coal	Cell burner boiler	Dry Sorbent Injection	Low NOx Cell Burner|Selective Catalytic Reduction	Baghouse	Halogenated PAC Sorbent Injection	ARP, CSNOX, CSOSG2E, CSSO2G1, MATS
MI	J H Campbell	1710	2	########	15	0	Coal	Cell burner boiler	Dry Sorbent Injection	Low NOx Cell Burner|Selective Catalytic Reduction	Baghouse	Halogenated PAC Sorbent Injection	ARP, CSNOX, CSOSG2E, CSSO2G1, MATS
MI	J H Campbell	1710	2	########	16	0	Coal	Cell burner boiler	Dry Sorbent Injection	Low NOx Cell Burner|Selective Catalytic Reduction	Baghouse	Halogenated PAC Sorbent Injection	ARP, CSNOX, CSOSG2E, CSSO2G1, MATS
MI	J H Campbell	1710	2	########	17	0	Coal	Cell burner boiler	Dry Sorbent Injection	Low NOx Cell Burner|Selective Catalytic Reduction	Baghouse	Halogenated PAC Sorbent Injection	ARP, CSNOX, CSOSG2E, CSSO2G1, MATS
MI	J H Campbell	1710	2	########	18	0	Coal	Cell burner boiler	Dry Sorbent Injection	Low NOx Cell Burner|Selective Catalytic Reduction	Baghouse	Halogenated PAC Sorbent Injection	ARP, CSNOX, CSOSG2E, CSSO2G1, MATS
MI	J H Campbell	1710	2	########	19	0	Coal	Cell burner boiler	Dry Sorbent Injection	Low NOx Cell Burner|Selective Catalytic Reduction	Baghouse	Halogenated PAC Sorbent Injection	ARP, CSNOX, CSOSG2E, CSSO2G1, MATS
MI	J H Campbell	1710	2	########	20	0	Coal	Cell burner boiler	Dry Sorbent Injection	Low NOx Cell Burner|Selective Catalytic Reduction	Baghouse	Halogenated PAC Sorbent Injection	ARP, CSNOX, CSOSG2E, CSSO2G1, MATS
MI	J H Campbell	1710	2	########	21	0	Coal	Cell burner boiler	Dry Sorbent Injection	Low NOx Cell Burner|Selective Catalytic Reduction	Baghouse	Halogenated PAC Sorbent Injection	ARP, CSNOX, CSOSG2E, CSSO2G1, MATS
MI	J H Campbell	1710	2	########	22	0	Coal	Cell burner boiler	Dry Sorbent Injection	Low NOx Cell Burner|Selective Catalytic Reduction	Baghouse	Halogenated PAC Sorbent Injection	ARP, CSNOX, CSOSG2E, CSSO2G1, MATS
MI	J H Campbell	1710	2	########	23	0	Coal	Cell burner boiler	Dry Sorbent Injection	Low NOx Cell Burner|Selective Catalytic Reduction	Baghouse	Halogenated PAC Sorbent Injection	ARP, CSNOX, CSOSG2E, CSSO2G1, MATS
MI	J H Campbell	1710	2	########	0	0	Coal	Cell burner boiler	Dry Sorbent Injection	Low NOx Cell Burner|Selective Catalytic Reduction	Baghouse	Halogenated PAC Sorbent Injection	ARP, CSNOX, CSOSG2E, CSSO2G1, MATS
MI	J H Campbell	1710	2	########	1	0	Coal	Cell burner boiler	Dry Sorbent Injection	Low NOx Cell Burner|Selective Catalytic Reduction	Baghouse	Halogenated PAC Sorbent Injection	ARP, CSNOX, CSOSG2E, CSSO2G1, MATS
MI	J H Campbell	1710	2	########	2	0	Coal	Cell burner boiler	Dry Sorbent Injection	Low NOx Cell Burner|Selective Catalytic Reduction	Baghouse	Halogenated PAC Sorbent Injection	ARP, CSNOX, CSOSG2E, CSSO2G1, MATS
MI	J H Campbell	1710	2	########	3	0	Coal	Cell burner boiler	Dry Sorbent Injection	Low NOx Cell Burner|Selective Catalytic Reduction	Baghouse	Halogenated PAC Sorbent Injection	ARP, CSNOX, CSOSG2E, CSSO2G1, MATS
MI	J H Campbell	1710	2	########	4	0	Coal	Cell burner boiler	Dry Sorbent Injection	Low NOx Cell Burner|Selective Catalytic Reduction	Baghouse	Halogenated PAC Sorbent Injection	ARP, CSNOX, CSOSG2E, CSSO2G1, MATS
MI	J H Campbell	1710	2	########	5	0	Coal	Cell burner boiler	Dry Sorbent Injection	Low NOx Cell Burner|Selective Catalytic Reduction	Baghouse	Halogenated PAC Sorbent Injection	ARP, CSNOX, CSOSG2E, CSSO2G1, MATS
MI	J H Campbell	1710	2	########	6	0	Coal	Cell burner boiler	Dry Sorbent Injection	Low NOx Cell Burner|Selective Catalytic Reduction	Baghouse	Halogenated PAC Sorbent Injection	ARP, CSNOX, CSOSG2E, CSSO2G1, MATS
MI	J H Campbell	1710	2	########	7	0	Coal	Cell burner boiler	Dry Sorbent Injection	Low NOx Cell Burner|Selective Catalytic Reduction	Baghouse	Halogenated PAC Sorbent Injection	ARP, CSNOX, CSOSG2E, CSSO2G1, MATS
MI	J H Campbell	1710	2	########	8	0	Coal	Cell burner boiler	Dry Sorbent Injection	Low NOx Cell Burner|Selective Catalytic Reduction	Baghouse	Halogenated PAC Sorbent Injection	ARP, CSNOX, CSOSG2E, CSSO2G1, MATS
MI	J H Campbell	1710	2	########	9	0	Coal	Cell burner boiler	Dry Sorbent Injection	Low NOx Cell Burner|Selective Catalytic Reduction	Baghouse	Halogenated PAC Sorbent Injection	ARP, CSNOX, CSOSG2E, CSSO2G1, MATS
MI	J H Campbell	1710	2	########	10	0	Coal	Cell burner boiler	Dry Sorbent Injection	Low NOx Cell Burner|Selective Catalytic Reduction	Baghouse	Halogenated PAC Sorbent Injection	ARP, CSNOX, CSOSG2E, CSSO2G1, MATS
MI	J H Campbell	1710	2	########	11	0	Coal	Cell burner boiler	Dry Sorbent Injection	Low NOx Cell Burner|Selective Catalytic Reduction	Baghouse	Halogenated PAC Sorbent Injection	ARP, CSNOX, CSOSG2E, CSSO2G1, MATS
MI	J H Campbell	1710	2	########	12	0	Coal	Cell burner boiler	Dry Sorbent Injection	Low NOx Cell Burner|Selective Catalytic Reduction	Baghouse	Halogenated PAC Sorbent Injection	ARP, CSNOX, CSOSG2E, CSSO2G1, MATS
MI	J H Campbell	1710	2	########	13	0	Coal	Cell burner boiler	Dry Sorbent Injection	Low NOx Cell Burner|Selective Catalytic Reduction	Baghouse	Halogenated PAC Sorbent Injection	ARP, CSNOX, CSOSG2E, CSSO2G1, MATS
MI	J H Campbell	1710	2	########	14	0	Coal	Cell burner boiler	Dry Sorbent Injection	Low NOx Cell Burner|Selective Catalytic Reduction	Baghouse	Halogenated PAC Sorbent Injection	ARP, CSNOX, CSOSG2E, CSSO2G1, MATS
MI	J H Campbell	1710	2	########	15	0	Coal	Cell burner boiler	Dry Sorbent Injection	Low NOx Cell Burner|Selective Catalytic Reduction	Baghouse	Halogenated PAC Sorbent Injection	ARP, CSNOX, CSOSG2E, CSSO2G1, MATS
MI	J H Campbell	1710	2	########	16	0	Coal	Cell burner boiler	Dry Sorbent Injection	Low NOx Cell Burner|Selective Catalytic Reduction	Baghouse	Halogenated PAC Sorbent Injection	ARP, CSNOX, CSOSG2E, CSSO2G1, MATS
MI	J H Campbell	1710	2	########	17	0	Coal	Cell burner boiler	Dry Sorbent Injection	Low NOx Cell Burner|Selective Catalytic Reduction	Baghouse	Halogenated PAC Sorbent Injection	ARP, CSNOX, CSOSG2E, CSSO2G1, MATS
MI	J H Campbell	1710	2	########	18	0	Coal	Cell burner boiler	Dry Sorbent Injection	Low NOx Cell Burner|Selective Catalytic Reduction	Baghouse	Halogenated PAC Sorbent Injection	ARP, CSNOX, CSOSG2E, CSSO2G1, MATS
MI	J H Campbell	1710	2	########	19	0	Coal	Cell burner boiler	Dry Sorbent Injection	Low NOx Cell Burner|Selective Catalytic Reduction	Baghouse	Halogenated PAC Sorbent Injection	ARP, CSNOX, CSOSG2E, CSSO2G1, MATS

MI	J H Campbell	1710	2	########	20	0	Coal	Cell burner boiler	Dry Sorbent Injection	Low NOx Cell Burner|Selective Catalytic Reduction	Baghouse	Halogenated PAC Sorbent Injection	ARP, CSNOX, CSOSG2E, CSSO2G1, MATS
MI	J H Campbell	1710	2	########	21	0	Coal	Cell burner boiler	Dry Sorbent Injection	Low NOx Cell Burner|Selective Catalytic Reduction	Baghouse	Halogenated PAC Sorbent Injection	ARP, CSNOX, CSOSG2E, CSSO2G1, MATS
MI	J H Campbell	1710	2	########	22	0	Coal	Cell burner boiler	Dry Sorbent Injection	Low NOx Cell Burner|Selective Catalytic Reduction	Baghouse	Halogenated PAC Sorbent Injection	ARP, CSNOX, CSOSG2E, CSSO2G1, MATS
MI	J H Campbell	1710	2	########	23	0	Coal	Cell burner boiler	Dry Sorbent Injection	Low NOx Cell Burner|Selective Catalytic Reduction	Baghouse	Halogenated PAC Sorbent Injection	ARP, CSNOX, CSOSG2E, CSSO2G1, MATS
MI	J H Campbell	1710	2	########	0	0	Coal	Cell burner boiler	Dry Sorbent Injection	Low NOx Cell Burner|Selective Catalytic Reduction	Baghouse	Halogenated PAC Sorbent Injection	ARP, CSNOX, CSOSG2E, CSSO2G1, MATS
MI	J H Campbell	1710	2	########	1	0	Coal	Cell burner boiler	Dry Sorbent Injection	Low NOx Cell Burner|Selective Catalytic Reduction	Baghouse	Halogenated PAC Sorbent Injection	ARP, CSNOX, CSOSG2E, CSSO2G1, MATS
MI	J H Campbell	1710	2	########	2	0	Coal	Cell burner boiler	Dry Sorbent Injection	Low NOx Cell Burner|Selective Catalytic Reduction	Baghouse	Halogenated PAC Sorbent Injection	ARP, CSNOX, CSOSG2E, CSSO2G1, MATS
MI	J H Campbell	1710	2	########	3	0	Coal	Cell burner boiler	Dry Sorbent Injection	Low NOx Cell Burner|Selective Catalytic Reduction	Baghouse	Halogenated PAC Sorbent Injection	ARP, CSNOX, CSOSG2E, CSSO2G1, MATS
MI	J H Campbell	1710	2	########	4	0	Coal	Cell burner boiler	Dry Sorbent Injection	Low NOx Cell Burner|Selective Catalytic Reduction	Baghouse	Halogenated PAC Sorbent Injection	ARP, CSNOX, CSOSG2E, CSSO2G1, MATS
MI	J H Campbell	1710	2	########	5	0	Coal	Cell burner boiler	Dry Sorbent Injection	Low NOx Cell Burner|Selective Catalytic Reduction	Baghouse	Halogenated PAC Sorbent Injection	ARP, CSNOX, CSOSG2E, CSSO2G1, MATS
MI	J H Campbell	1710	2	########	6	0	Coal	Cell burner boiler	Dry Sorbent Injection	Low NOx Cell Burner|Selective Catalytic Reduction	Baghouse	Halogenated PAC Sorbent Injection	ARP, CSNOX, CSOSG2E, CSSO2G1, MATS
MI	J H Campbell	1710	2	########	7	0	Coal	Cell burner boiler	Dry Sorbent Injection	Low NOx Cell Burner|Selective Catalytic Reduction	Baghouse	Halogenated PAC Sorbent Injection	ARP, CSNOX, CSOSG2E, CSSO2G1, MATS
MI	J H Campbell	1710	2	########	8	0	Coal	Cell burner boiler	Dry Sorbent Injection	Low NOx Cell Burner|Selective Catalytic Reduction	Baghouse	Halogenated PAC Sorbent Injection	ARP, CSNOX, CSOSG2E, CSSO2G1, MATS
MI	J H Campbell	1710	2	########	9	0	Coal	Cell burner boiler	Dry Sorbent Injection	Low NOx Cell Burner|Selective Catalytic Reduction	Baghouse	Halogenated PAC Sorbent Injection	ARP, CSNOX, CSOSG2E, CSSO2G1, MATS
MI	J H Campbell	1710	2	########	10	0	Coal	Cell burner boiler	Dry Sorbent Injection	Low NOx Cell Burner|Selective Catalytic Reduction	Baghouse	Halogenated PAC Sorbent Injection	ARP, CSNOX, CSOSG2E, CSSO2G1, MATS
MI	J H Campbell	1710	2	########	11	0	Coal	Cell burner boiler	Dry Sorbent Injection	Low NOx Cell Burner|Selective Catalytic Reduction	Baghouse	Halogenated PAC Sorbent Injection	ARP, CSNOX, CSOSG2E, CSSO2G1, MATS
MI	J H Campbell	1710	2	########	12	0	Coal	Cell burner boiler	Dry Sorbent Injection	Low NOx Cell Burner|Selective Catalytic Reduction	Baghouse	Halogenated PAC Sorbent Injection	ARP, CSNOX, CSOSG2E, CSSO2G1, MATS
MI	J H Campbell	1710	2	########	13	0	Coal	Cell burner boiler	Dry Sorbent Injection	Low NOx Cell Burner|Selective Catalytic Reduction	Baghouse	Halogenated PAC Sorbent Injection	ARP, CSNOX, CSOSG2E, CSSO2G1, MATS
MI	J H Campbell	1710	2	########	14	0	Coal	Cell burner boiler	Dry Sorbent Injection	Low NOx Cell Burner|Selective Catalytic Reduction	Baghouse	Halogenated PAC Sorbent Injection	ARP, CSNOX, CSOSG2E, CSSO2G1, MATS
MI	J H Campbell	1710	2	########	15	0	Coal	Cell burner boiler	Dry Sorbent Injection	Low NOx Cell Burner|Selective Catalytic Reduction	Baghouse	Halogenated PAC Sorbent Injection	ARP, CSNOX, CSOSG2E, CSSO2G1, MATS
MI	J H Campbell	1710	2	########	16	0	Coal	Cell burner boiler	Dry Sorbent Injection	Low NOx Cell Burner|Selective Catalytic Reduction	Baghouse	Halogenated PAC Sorbent Injection	ARP, CSNOX, CSOSG2E, CSSO2G1, MATS
MI	J H Campbell	1710	2	########	17	0	Coal	Cell burner boiler	Dry Sorbent Injection	Low NOx Cell Burner|Selective Catalytic Reduction	Baghouse	Halogenated PAC Sorbent Injection	ARP, CSNOX, CSOSG2E, CSSO2G1, MATS
MI	J H Campbell	1710	2	########	18	0	Coal	Cell burner boiler	Dry Sorbent Injection	Low NOx Cell Burner|Selective Catalytic Reduction	Baghouse	Halogenated PAC Sorbent Injection	ARP, CSNOX, CSOSG2E, CSSO2G1, MATS
MI	J H Campbell	1710	2	########	19	0	Coal	Cell burner boiler	Dry Sorbent Injection	Low NOx Cell Burner|Selective Catalytic Reduction	Baghouse	Halogenated PAC Sorbent Injection	ARP, CSNOX, CSOSG2E, CSSO2G1, MATS
MI	J H Campbell	1710	2	########	20	0	Coal	Cell burner boiler	Dry Sorbent Injection	Low NOx Cell Burner|Selective Catalytic Reduction	Baghouse	Halogenated PAC Sorbent Injection	ARP, CSNOX, CSOSG2E, CSSO2G1, MATS
MI	J H Campbell	1710	2	########	21	0	Coal	Cell burner boiler	Dry Sorbent Injection	Low NOx Cell Burner|Selective Catalytic Reduction	Baghouse	Halogenated PAC Sorbent Injection	ARP, CSNOX, CSOSG2E, CSSO2G1, MATS
MI	J H Campbell	1710	2	########	22	0	Coal	Cell burner boiler	Dry Sorbent Injection	Low NOx Cell Burner|Selective Catalytic Reduction	Baghouse	Halogenated PAC Sorbent Injection	ARP, CSNOX, CSOSG2E, CSSO2G1, MATS
MI	J H Campbell	1710	2	########	23	0	Coal	Cell burner boiler	Dry Sorbent Injection	Low NOx Cell Burner|Selective Catalytic Reduction	Baghouse	Halogenated PAC Sorbent Injection	ARP, CSNOX, CSOSG2E, CSSO2G1, MATS
MI	J H Campbell	1710	2	########	0	0	Coal	Cell burner boiler	Dry Sorbent Injection	Low NOx Cell Burner|Selective Catalytic Reduction	Baghouse	Halogenated PAC Sorbent Injection	ARP, CSNOX, CSOSG2E, CSSO2G1, MATS
MI	J H Campbell	1710	2	########	1	0	Coal	Cell burner boiler	Dry Sorbent Injection	Low NOx Cell Burner|Selective Catalytic Reduction	Baghouse	Halogenated PAC Sorbent Injection	ARP, CSNOX, CSOSG2E, CSSO2G1, MATS
MI	J H Campbell	1710	2	########	2	0	Coal	Cell burner boiler	Dry Sorbent Injection	Low NOx Cell Burner|Selective Catalytic Reduction	Baghouse	Halogenated PAC Sorbent Injection	ARP, CSNOX, CSOSG2E, CSSO2G1, MATS
MI	J H Campbell	1710	2	########	3	0	Coal	Cell burner boiler	Dry Sorbent Injection	Low NOx Cell Burner|Selective Catalytic Reduction	Baghouse	Halogenated PAC Sorbent Injection	ARP, CSNOX, CSOSG2E, CSSO2G1, MATS
MI	J H Campbell	1710	2	########	4	0	Coal	Cell burner boiler	Dry Sorbent Injection	Low NOx Cell Burner|Selective Catalytic Reduction	Baghouse	Halogenated PAC Sorbent Injection	ARP, CSNOX, CSOSG2E, CSSO2G1, MATS
MI	J H Campbell	1710	2	########	5	0	Coal	Cell burner boiler	Dry Sorbent Injection	Low NOx Cell Burner|Selective Catalytic Reduction	Baghouse	Halogenated PAC Sorbent Injection	ARP, CSNOX, CSOSG2E, CSSO2G1, MATS
MI	J H Campbell	1710	2	########	6	0	Coal	Cell burner boiler	Dry Sorbent Injection	Low NOx Cell Burner|Selective Catalytic Reduction	Baghouse	Halogenated PAC Sorbent Injection	ARP, CSNOX, CSOSG2E, CSSO2G1, MATS
MI	J H Campbell	1710	2	########	7	0	Coal	Cell burner boiler	Dry Sorbent Injection	Low NOx Cell Burner|Selective Catalytic Reduction	Baghouse	Halogenated PAC Sorbent Injection	ARP, CSNOX, CSOSG2E, CSSO2G1, MATS
MI	J H Campbell	1710	2	########	8	0	Coal	Cell burner boiler	Dry Sorbent Injection	Low NOx Cell Burner|Selective Catalytic Reduction	Baghouse	Halogenated PAC Sorbent Injection	ARP, CSNOX, CSOSG2E, CSSO2G1, MATS
MI	J H Campbell	1710	2	########	9	0	Coal	Cell burner boiler	Dry Sorbent Injection	Low NOx Cell Burner|Selective Catalytic Reduction	Baghouse	Halogenated PAC Sorbent Injection	ARP, CSNOX, CSOSG2E, CSSO2G1, MATS
MI	J H Campbell	1710	2	########	10	0	Coal	Cell burner boiler	Dry Sorbent Injection	Low NOx Cell Burner|Selective Catalytic Reduction	Baghouse	Halogenated PAC Sorbent Injection	ARP, CSNOX, CSOSG2E, CSSO2G1, MATS
MI	J H Campbell	1710	2	########	11	0	Coal	Cell burner boiler	Dry Sorbent Injection	Low NOx Cell Burner|Selective Catalytic Reduction	Baghouse	Halogenated PAC Sorbent Injection	ARP, CSNOX, CSOSG2E, CSSO2G1, MATS
MI	J H Campbell	1710	2	########	12	0	Coal	Cell burner boiler	Dry Sorbent Injection	Low NOx Cell Burner|Selective Catalytic Reduction	Baghouse	Halogenated PAC Sorbent Injection	ARP, CSNOX, CSOSG2E, CSSO2G1, MATS
MI	J H Campbell	1710	2	########	13	0	Coal	Cell burner boiler	Dry Sorbent Injection	Low NOx Cell Burner|Selective Catalytic Reduction	Baghouse	Halogenated PAC Sorbent Injection	ARP, CSNOX, CSOSG2E, CSSO2G1, MATS
MI	J H Campbell	1710	2	########	14	0	Coal	Cell burner boiler	Dry Sorbent Injection	Low NOx Cell Burner|Selective Catalytic Reduction	Baghouse	Halogenated PAC Sorbent Injection	ARP, CSNOX, CSOSG2E, CSSO2G1, MATS
MI	J H Campbell	1710	2	########	15	0	Coal	Cell burner boiler	Dry Sorbent Injection	Low NOx Cell Burner|Selective Catalytic Reduction	Baghouse	Halogenated PAC Sorbent Injection	ARP, CSNOX, CSOSG2E, CSSO2G1, MATS
MI	J H Campbell	1710	2	########	16	0	Coal	Cell burner boiler	Dry Sorbent Injection	Low NOx Cell Burner|Selective Catalytic Reduction	Baghouse	Halogenated PAC Sorbent Injection	ARP, CSNOX, CSOSG2E, CSSO2G1, MATS
MI	J H Campbell	1710	2	########	17	0	Coal	Cell burner boiler	Dry Sorbent Injection	Low NOx Cell Burner|Selective Catalytic Reduction	Baghouse	Halogenated PAC Sorbent Injection	ARP, CSNOX, CSOSG2E, CSSO2G1, MATS
MI	J H Campbell	1710	2	########	18	0	Coal	Cell burner boiler	Dry Sorbent Injection	Low NOx Cell Burner|Selective Catalytic Reduction	Baghouse	Halogenated PAC Sorbent Injection	ARP, CSNOX, CSOSG2E, CSSO2G1, MATS
MI	J H Campbell	1710	2	########	19	0	Coal	Cell burner boiler	Dry Sorbent Injection	Low NOx Cell Burner|Selective Catalytic Reduction	Baghouse	Halogenated PAC Sorbent Injection	ARP, CSNOX, CSOSG2E, CSSO2G1, MATS
MI	J H Campbell	1710	2	########	20	0	Coal	Cell burner boiler	Dry Sorbent Injection	Low NOx Cell Burner|Selective Catalytic Reduction	Baghouse	Halogenated PAC Sorbent Injection	ARP, CSNOX, CSOSG2E, CSSO2G1, MATS
MI	J H Campbell	1710	2	########	21	0	Coal	Cell burner boiler	Dry Sorbent Injection	Low NOx Cell Burner|Selective Catalytic Reduction	Baghouse	Halogenated PAC Sorbent Injection	ARP, CSNOX, CSOSG2E, CSSO2G1, MATS
MI	J H Campbell	1710	2	########	22	0	Coal	Cell burner boiler	Dry Sorbent Injection	Low NOx Cell Burner|Selective Catalytic Reduction	Baghouse	Halogenated PAC Sorbent Injection	ARP, CSNOX, CSOSG2E, CSSO2G1, MATS
MI	J H Campbell	1710	2	########	23	0	Coal	Cell burner boiler	Dry Sorbent Injection	Low NOx Cell Burner|Selective Catalytic Reduction	Baghouse	Halogenated PAC Sorbent Injection	ARP, CSNOX, CSOSG2E, CSSO2G1, MATS
MI	J H Campbell	1710	2	########	0	0	Coal	Cell burner boiler	Dry Sorbent Injection	Low NOx Cell Burner|Selective Catalytic Reduction	Baghouse	Halogenated PAC Sorbent Injection	ARP, CSNOX, CSOSG2E, CSSO2G1, MATS
MI	J H Campbell	1710	2	########	1	0	Coal	Cell burner boiler	Dry Sorbent Injection	Low NOx Cell Burner|Selective Catalytic Reduction	Baghouse	Halogenated PAC Sorbent Injection	ARP, CSNOX, CSOSG2E, CSSO2G1, MATS
MI	J H Campbell	1710	2	########	2	0	Coal	Cell burner boiler	Dry Sorbent Injection	Low NOx Cell Burner|Selective Catalytic Reduction	Baghouse	Halogenated PAC Sorbent Injection	ARP, CSNOX, CSOSG2E, CSSO2G1, MATS
MI	J H Campbell	1710	2	########	3	0	Coal	Cell burner boiler	Dry Sorbent Injection	Low NOx Cell Burner|Selective Catalytic Reduction	Baghouse	Halogenated PAC Sorbent Injection	ARP, CSNOX, CSOSG2E, CSSO2G1, MATS
MI	J H Campbell	1710	2	########	4	0	Coal	Cell burner boiler	Dry Sorbent Injection	Low NOx Cell Burner|Selective Catalytic Reduction	Baghouse	Halogenated PAC Sorbent Injection	ARP, CSNOX, CSOSG2E, CSSO2G1, MATS
MI	J H Campbell	1710	2	########	5	0	Coal	Cell burner boiler	Dry Sorbent Injection	Low NOx Cell Burner|Selective Catalytic Reduction	Baghouse	Halogenated PAC Sorbent Injection	ARP, CSNOX, CSOSG2E, CSSO2G1, MATS
MI	J H Campbell	1710	2	########	6	0	Coal	Cell burner boiler	Dry Sorbent Injection	Low NOx Cell Burner|Selective Catalytic Reduction	Baghouse	Halogenated PAC Sorbent Injection	ARP, CSNOX, CSOSG2E, CSSO2G1, MATS
MI	J H Campbell	1710	2	########	7	0	Coal	Cell burner boiler	Dry Sorbent Injection	Low NOx Cell Burner|Selective Catalytic Reduction	Baghouse	Halogenated PAC Sorbent Injection	ARP, CSNOX, CSOSG2E, CSSO2G1, MATS
MI	J H Campbell	1710	2	########	8	0	Coal	Cell burner boiler	Dry Sorbent Injection	Low NOx Cell Burner|Selective Catalytic Reduction	Baghouse	Halogenated PAC Sorbent Injection	ARP, CSNOX, CSOSG2E, CSSO2G1, MATS
MI	J H Campbell	1710	2	########	9	0	Coal	Cell burner boiler	Dry Sorbent Injection	Low NOx Cell Burner|Selective Catalytic Reduction	Baghouse	Halogenated PAC Sorbent Injection	ARP, CSNOX, CSOSG2E, CSSO2G1, MATS
MI	J H Campbell	1710	2	########	10	0	Coal	Cell burner boiler	Dry Sorbent Injection	Low NOx Cell Burner|Selective Catalytic Reduction	Baghouse	Halogenated PAC Sorbent Injection	ARP, CSNOX, CSOSG2E, CSSO2G1, MATS
MI	J H Campbell	1710	2	########	11	0	Coal	Cell burner boiler	Dry Sorbent Injection	Low NOx Cell Burner|Selective Catalytic Reduction	Baghouse	Halogenated PAC Sorbent Injection	ARP, CSNOX, CSOSG2E, CSSO2G1, MATS
MI	J H Campbell	1710	2	########	12	0	Coal	Cell burner boiler	Dry Sorbent Injection	Low NOx Cell Burner|Selective Catalytic Reduction	Baghouse	Halogenated PAC Sorbent Injection	ARP, CSNOX, CSOSG2E, CSSO2G1, MATS
MI	J H Campbell	1710	2	########	13	0	Coal	Cell burner boiler	Dry Sorbent Injection	Low NOx Cell Burner|Selective Catalytic Reduction	Baghouse	Halogenated PAC Sorbent Injection	ARP, CSNOX, CSOSG2E, CSSO2G1, MATS
MI	J H Campbell	1710	2	########	14	0	Coal	Cell burner boiler	Dry Sorbent Injection	Low NOx Cell Burner|Selective Catalytic Reduction	Baghouse	Halogenated PAC Sorbent Injection	ARP, CSNOX, CSOSG2E, CSSO2G1, MATS
MI	J H Campbell	1710	2	########	15	0	Coal	Cell burner boiler	Dry Sorbent Injection	Low NOx Cell Burner|Selective Catalytic Reduction	Baghouse	Halogenated PAC Sorbent Injection	ARP, CSNOX, CSOSG2E, CSSO2G1, MATS
MI	J H Campbell	1710	2	########	16	0	Coal	Cell burner boiler	Dry Sorbent Injection	Low NOx Cell Burner|Selective Catalytic Reduction	Baghouse	Halogenated PAC Sorbent Injection	ARP, CSNOX, CSOSG2E, CSSO2G1, MATS
MI	J H Campbell	1710	2	########	17	0	Coal	Cell burner boiler	Dry Sorbent Injection	Low NOx Cell Burner|Selective Catalytic Reduction	Baghouse	Halogenated PAC Sorbent Injection	ARP, CSNOX, CSOSG2E, CSSO2G1, MATS
MI	J H Campbell	1710	2	########	18	0	Coal	Cell burner boiler	Dry Sorbent Injection	Low NOx Cell Burner|Selective Catalytic Reduction	Baghouse	Halogenated PAC Sorbent Injection	ARP, CSNOX, CSOSG2E, CSSO2G1, MATS

MI	J H Campbell	1710	2	########	19	0	Coal	Cell burner boiler	Dry Sorbent Injection	Low NOx Cell Burner|Selective Catalytic Reduction	Baghouse	Halogenated PAC Sorbent Injection	ARP, CSNOX, CSOSG2E, CSSO2G1, MATS
MI	J H Campbell	1710	2	########	20	0	Coal	Cell burner boiler	Dry Sorbent Injection	Low NOx Cell Burner|Selective Catalytic Reduction	Baghouse	Halogenated PAC Sorbent Injection	ARP, CSNOX, CSOSG2E, CSSO2G1, MATS
MI	J H Campbell	1710	2	########	21	0	Coal	Cell burner boiler	Dry Sorbent Injection	Low NOx Cell Burner|Selective Catalytic Reduction	Baghouse	Halogenated PAC Sorbent Injection	ARP, CSNOX, CSOSG2E, CSSO2G1, MATS
MI	J H Campbell	1710	2	########	22	0	Coal	Cell burner boiler	Dry Sorbent Injection	Low NOx Cell Burner|Selective Catalytic Reduction	Baghouse	Halogenated PAC Sorbent Injection	ARP, CSNOX, CSOSG2E, CSSO2G1, MATS
MI	J H Campbell	1710	2	########	23	0	Coal	Cell burner boiler	Dry Sorbent Injection	Low NOx Cell Burner|Selective Catalytic Reduction	Baghouse	Halogenated PAC Sorbent Injection	ARP, CSNOX, CSOSG2E, CSSO2G1, MATS
MI	J H Campbell	1710	2	########	0	0	Coal	Cell burner boiler	Dry Sorbent Injection	Low NOx Cell Burner|Selective Catalytic Reduction	Baghouse	Halogenated PAC Sorbent Injection	ARP, CSNOX, CSOSG2E, CSSO2G1, MATS
MI	J H Campbell	1710	2	########	1	0	Coal	Cell burner boiler	Dry Sorbent Injection	Low NOx Cell Burner|Selective Catalytic Reduction	Baghouse	Halogenated PAC Sorbent Injection	ARP, CSNOX, CSOSG2E, CSSO2G1, MATS
MI	J H Campbell	1710	2	########	2	0	Coal	Cell burner boiler	Dry Sorbent Injection	Low NOx Cell Burner|Selective Catalytic Reduction	Baghouse	Halogenated PAC Sorbent Injection	ARP, CSNOX, CSOSG2E, CSSO2G1, MATS
MI	J H Campbell	1710	2	########	3	0	Coal	Cell burner boiler	Dry Sorbent Injection	Low NOx Cell Burner|Selective Catalytic Reduction	Baghouse	Halogenated PAC Sorbent Injection	ARP, CSNOX, CSOSG2E, CSSO2G1, MATS
MI	J H Campbell	1710	2	########	4	0	Coal	Cell burner boiler	Dry Sorbent Injection	Low NOx Cell Burner|Selective Catalytic Reduction	Baghouse	Halogenated PAC Sorbent Injection	ARP, CSNOX, CSOSG2E, CSSO2G1, MATS
MI	J H Campbell	1710	2	########	5	0	Coal	Cell burner boiler	Dry Sorbent Injection	Low NOx Cell Burner|Selective Catalytic Reduction	Baghouse	Halogenated PAC Sorbent Injection	ARP, CSNOX, CSOSG2E, CSSO2G1, MATS
MI	J H Campbell	1710	2	########	6	0	Coal	Cell burner boiler	Dry Sorbent Injection	Low NOx Cell Burner|Selective Catalytic Reduction	Baghouse	Halogenated PAC Sorbent Injection	ARP, CSNOX, CSOSG2E, CSSO2G1, MATS
MI	J H Campbell	1710	2	########	7	0	Coal	Cell burner boiler	Dry Sorbent Injection	Low NOx Cell Burner|Selective Catalytic Reduction	Baghouse	Halogenated PAC Sorbent Injection	ARP, CSNOX, CSOSG2E, CSSO2G1, MATS
MI	J H Campbell	1710	2	########	8	0	Coal	Cell burner boiler	Dry Sorbent Injection	Low NOx Cell Burner|Selective Catalytic Reduction	Baghouse	Halogenated PAC Sorbent Injection	ARP, CSNOX, CSOSG2E, CSSO2G1, MATS
MI	J H Campbell	1710	2	########	9	0	Coal	Cell burner boiler	Dry Sorbent Injection	Low NOx Cell Burner|Selective Catalytic Reduction	Baghouse	Halogenated PAC Sorbent Injection	ARP, CSNOX, CSOSG2E, CSSO2G1, MATS
MI	J H Campbell	1710	2	########	10	0	Coal	Cell burner boiler	Dry Sorbent Injection	Low NOx Cell Burner|Selective Catalytic Reduction	Baghouse	Halogenated PAC Sorbent Injection	ARP, CSNOX, CSOSG2E, CSSO2G1, MATS
MI	J H Campbell	1710	2	########	11	0	Coal	Cell burner boiler	Dry Sorbent Injection	Low NOx Cell Burner|Selective Catalytic Reduction	Baghouse	Halogenated PAC Sorbent Injection	ARP, CSNOX, CSOSG2E, CSSO2G1, MATS
MI	J H Campbell	1710	2	########	12	0	Coal	Cell burner boiler	Dry Sorbent Injection	Low NOx Cell Burner|Selective Catalytic Reduction	Baghouse	Halogenated PAC Sorbent Injection	ARP, CSNOX, CSOSG2E, CSSO2G1, MATS
MI	J H Campbell	1710	2	########	13	0	Coal	Cell burner boiler	Dry Sorbent Injection	Low NOx Cell Burner|Selective Catalytic Reduction	Baghouse	Halogenated PAC Sorbent Injection	ARP, CSNOX, CSOSG2E, CSSO2G1, MATS
MI	J H Campbell	1710	2	########	14	0	Coal	Cell burner boiler	Dry Sorbent Injection	Low NOx Cell Burner|Selective Catalytic Reduction	Baghouse	Halogenated PAC Sorbent Injection	ARP, CSNOX, CSOSG2E, CSSO2G1, MATS
MI	J H Campbell	1710	2	########	15	0	Coal	Cell burner boiler	Dry Sorbent Injection	Low NOx Cell Burner|Selective Catalytic Reduction	Baghouse	Halogenated PAC Sorbent Injection	ARP, CSNOX, CSOSG2E, CSSO2G1, MATS
MI	J H Campbell	1710	2	########	16	0	Coal	Cell burner boiler	Dry Sorbent Injection	Low NOx Cell Burner|Selective Catalytic Reduction	Baghouse	Halogenated PAC Sorbent Injection	ARP, CSNOX, CSOSG2E, CSSO2G1, MATS
MI	J H Campbell	1710	2	########	17	0	Coal	Cell burner boiler	Dry Sorbent Injection	Low NOx Cell Burner|Selective Catalytic Reduction	Baghouse	Halogenated PAC Sorbent Injection	ARP, CSNOX, CSOSG2E, CSSO2G1, MATS
MI	J H Campbell	1710	2	########	18	0	Coal	Cell burner boiler	Dry Sorbent Injection	Low NOx Cell Burner|Selective Catalytic Reduction	Baghouse	Halogenated PAC Sorbent Injection	ARP, CSNOX, CSOSG2E, CSSO2G1, MATS
MI	J H Campbell	1710	2	########	19	0	Coal	Cell burner boiler	Dry Sorbent Injection	Low NOx Cell Burner|Selective Catalytic Reduction	Baghouse	Halogenated PAC Sorbent Injection	ARP, CSNOX, CSOSG2E, CSSO2G1, MATS
MI	J H Campbell	1710	2	########	20	0	Coal	Cell burner boiler	Dry Sorbent Injection	Low NOx Cell Burner|Selective Catalytic Reduction	Baghouse	Halogenated PAC Sorbent Injection	ARP, CSNOX, CSOSG2E, CSSO2G1, MATS
MI	J H Campbell	1710	2	########	21	0	Coal	Cell burner boiler	Dry Sorbent Injection	Low NOx Cell Burner|Selective Catalytic Reduction	Baghouse	Halogenated PAC Sorbent Injection	ARP, CSNOX, CSOSG2E, CSSO2G1, MATS
MI	J H Campbell	1710	2	########	22	0	Coal	Cell burner boiler	Dry Sorbent Injection	Low NOx Cell Burner|Selective Catalytic Reduction	Baghouse	Halogenated PAC Sorbent Injection	ARP, CSNOX, CSOSG2E, CSSO2G1, MATS
MI	J H Campbell	1710	2	########	23	0	Coal	Cell burner boiler	Dry Sorbent Injection	Low NOx Cell Burner|Selective Catalytic Reduction	Baghouse	Halogenated PAC Sorbent Injection	ARP, CSNOX, CSOSG2E, CSSO2G1, MATS
MI	J H Campbell	1710	2	########	0	0	Coal	Cell burner boiler	Dry Sorbent Injection	Low NOx Cell Burner|Selective Catalytic Reduction	Baghouse	Halogenated PAC Sorbent Injection	ARP, CSNOX, CSOSG2E, CSSO2G1, MATS
MI	J H Campbell	1710	2	########	1	0	Coal	Cell burner boiler	Dry Sorbent Injection	Low NOx Cell Burner|Selective Catalytic Reduction	Baghouse	Halogenated PAC Sorbent Injection	ARP, CSNOX, CSOSG2E, CSSO2G1, MATS
MI	J H Campbell	1710	2	########	2	0	Coal	Cell burner boiler	Dry Sorbent Injection	Low NOx Cell Burner|Selective Catalytic Reduction	Baghouse	Halogenated PAC Sorbent Injection	ARP, CSNOX, CSOSG2E, CSSO2G1, MATS
MI	J H Campbell	1710	2	########	3	0	Coal	Cell burner boiler	Dry Sorbent Injection	Low NOx Cell Burner|Selective Catalytic Reduction	Baghouse	Halogenated PAC Sorbent Injection	ARP, CSNOX, CSOSG2E, CSSO2G1, MATS
MI	J H Campbell	1710	2	########	4	0	Coal	Cell burner boiler	Dry Sorbent Injection	Low NOx Cell Burner|Selective Catalytic Reduction	Baghouse	Halogenated PAC Sorbent Injection	ARP, CSNOX, CSOSG2E, CSSO2G1, MATS
MI	J H Campbell	1710	2	########	5	0	Coal	Cell burner boiler	Dry Sorbent Injection	Low NOx Cell Burner|Selective Catalytic Reduction	Baghouse	Halogenated PAC Sorbent Injection	ARP, CSNOX, CSOSG2E, CSSO2G1, MATS
MI	J H Campbell	1710	2	########	6	0	Coal	Cell burner boiler	Dry Sorbent Injection	Low NOx Cell Burner|Selective Catalytic Reduction	Baghouse	Halogenated PAC Sorbent Injection	ARP, CSNOX, CSOSG2E, CSSO2G1, MATS
MI	J H Campbell	1710	2	########	7	0	Coal	Cell burner boiler	Dry Sorbent Injection	Low NOx Cell Burner|Selective Catalytic Reduction	Baghouse	Halogenated PAC Sorbent Injection	ARP, CSNOX, CSOSG2E, CSSO2G1, MATS
MI	J H Campbell	1710	2	########	8	0	Coal	Cell burner boiler	Dry Sorbent Injection	Low NOx Cell Burner|Selective Catalytic Reduction	Baghouse	Halogenated PAC Sorbent Injection	ARP, CSNOX, CSOSG2E, CSSO2G1, MATS
MI	J H Campbell	1710	2	########	9	0	Coal	Cell burner boiler	Dry Sorbent Injection	Low NOx Cell Burner|Selective Catalytic Reduction	Baghouse	Halogenated PAC Sorbent Injection	ARP, CSNOX, CSOSG2E, CSSO2G1, MATS
MI	J H Campbell	1710	2	########	10	0	Coal	Cell burner boiler	Dry Sorbent Injection	Low NOx Cell Burner|Selective Catalytic Reduction	Baghouse	Halogenated PAC Sorbent Injection	ARP, CSNOX, CSOSG2E, CSSO2G1, MATS
MI	J H Campbell	1710	2	########	11	0	Coal	Cell burner boiler	Dry Sorbent Injection	Low NOx Cell Burner|Selective Catalytic Reduction	Baghouse	Halogenated PAC Sorbent Injection	ARP, CSNOX, CSOSG2E, CSSO2G1, MATS
MI	J H Campbell	1710	2	########	12	0	Coal	Cell burner boiler	Dry Sorbent Injection	Low NOx Cell Burner|Selective Catalytic Reduction	Baghouse	Halogenated PAC Sorbent Injection	ARP, CSNOX, CSOSG2E, CSSO2G1, MATS
MI	J H Campbell	1710	2	########	13	0	Coal	Cell burner boiler	Dry Sorbent Injection	Low NOx Cell Burner|Selective Catalytic Reduction	Baghouse	Halogenated PAC Sorbent Injection	ARP, CSNOX, CSOSG2E, CSSO2G1, MATS
MI	J H Campbell	1710	2	########	14	0	Coal	Cell burner boiler	Dry Sorbent Injection	Low NOx Cell Burner|Selective Catalytic Reduction	Baghouse	Halogenated PAC Sorbent Injection	ARP, CSNOX, CSOSG2E, CSSO2G1, MATS
MI	J H Campbell	1710	2	########	15	0	Coal	Cell burner boiler	Dry Sorbent Injection	Low NOx Cell Burner|Selective Catalytic Reduction	Baghouse	Halogenated PAC Sorbent Injection	ARP, CSNOX, CSOSG2E, CSSO2G1, MATS
MI	J H Campbell	1710	2	########	16	0	Coal	Cell burner boiler	Dry Sorbent Injection	Low NOx Cell Burner|Selective Catalytic Reduction	Baghouse	Halogenated PAC Sorbent Injection	ARP, CSNOX, CSOSG2E, CSSO2G1, MATS
MI	J H Campbell	1710	2	########	17	0	Coal	Cell burner boiler	Dry Sorbent Injection	Low NOx Cell Burner|Selective Catalytic Reduction	Baghouse	Halogenated PAC Sorbent Injection	ARP, CSNOX, CSOSG2E, CSSO2G1, MATS
MI	J H Campbell	1710	2	########	18	0	Coal	Cell burner boiler	Dry Sorbent Injection	Low NOx Cell Burner|Selective Catalytic Reduction	Baghouse	Halogenated PAC Sorbent Injection	ARP, CSNOX, CSOSG2E, CSSO2G1, MATS
MI	J H Campbell	1710	2	########	19	0	Coal	Cell burner boiler	Dry Sorbent Injection	Low NOx Cell Burner|Selective Catalytic Reduction	Baghouse	Halogenated PAC Sorbent Injection	ARP, CSNOX, CSOSG2E, CSSO2G1, MATS
MI	J H Campbell	1710	2	########	20	0	Coal	Cell burner boiler	Dry Sorbent Injection	Low NOx Cell Burner|Selective Catalytic Reduction	Baghouse	Halogenated PAC Sorbent Injection	ARP, CSNOX, CSOSG2E, CSSO2G1, MATS
MI	J H Campbell	1710	2	########	21	0	Coal	Cell burner boiler	Dry Sorbent Injection	Low NOx Cell Burner|Selective Catalytic Reduction	Baghouse	Halogenated PAC Sorbent Injection	ARP, CSNOX, CSOSG2E, CSSO2G1, MATS
MI	J H Campbell	1710	2	########	22	0	Coal	Cell burner boiler	Dry Sorbent Injection	Low NOx Cell Burner|Selective Catalytic Reduction	Baghouse	Halogenated PAC Sorbent Injection	ARP, CSNOX, CSOSG2E, CSSO2G1, MATS
MI	J H Campbell	1710	2	########	23	0	Coal	Cell burner boiler	Dry Sorbent Injection	Low NOx Cell Burner|Selective Catalytic Reduction	Baghouse	Halogenated PAC Sorbent Injection	ARP, CSNOX, CSOSG2E, CSSO2G1, MATS
MI	J H Campbell	1710	2	########	0	0	Coal	Cell burner boiler	Dry Sorbent Injection	Low NOx Cell Burner|Selective Catalytic Reduction	Baghouse	Halogenated PAC Sorbent Injection	ARP, CSNOX, CSOSG2E, CSSO2G1, MATS
MI	J H Campbell	1710	2	########	1	0	Coal	Cell burner boiler	Dry Sorbent Injection	Low NOx Cell Burner|Selective Catalytic Reduction	Baghouse	Halogenated PAC Sorbent Injection	ARP, CSNOX, CSOSG2E, CSSO2G1, MATS
MI	J H Campbell	1710	2	########	2	0	Coal	Cell burner boiler	Dry Sorbent Injection	Low NOx Cell Burner|Selective Catalytic Reduction	Baghouse	Halogenated PAC Sorbent Injection	ARP, CSNOX, CSOSG2E, CSSO2G1, MATS
MI	J H Campbell	1710	2	########	3	0	Coal	Cell burner boiler	Dry Sorbent Injection	Low NOx Cell Burner|Selective Catalytic Reduction	Baghouse	Halogenated PAC Sorbent Injection	ARP, CSNOX, CSOSG2E, CSSO2G1, MATS
MI	J H Campbell	1710	2	########	4	0	Coal	Cell burner boiler	Dry Sorbent Injection	Low NOx Cell Burner|Selective Catalytic Reduction	Baghouse	Halogenated PAC Sorbent Injection	ARP, CSNOX, CSOSG2E, CSSO2G1, MATS
MI	J H Campbell	1710	2	########	5	0	Coal	Cell burner boiler	Dry Sorbent Injection	Low NOx Cell Burner|Selective Catalytic Reduction	Baghouse	Halogenated PAC Sorbent Injection	ARP, CSNOX, CSOSG2E, CSSO2G1, MATS
MI	J H Campbell	1710	2	########	6	0	Coal	Cell burner boiler	Dry Sorbent Injection	Low NOx Cell Burner|Selective Catalytic Reduction	Baghouse	Halogenated PAC Sorbent Injection	ARP, CSNOX, CSOSG2E, CSSO2G1, MATS
MI	J H Campbell	1710	2	########	7	0	Coal	Cell burner boiler	Dry Sorbent Injection	Low NOx Cell Burner|Selective Catalytic Reduction	Baghouse	Halogenated PAC Sorbent Injection	ARP, CSNOX, CSOSG2E, CSSO2G1, MATS
MI	J H Campbell	1710	2	########	8	0	Coal	Cell burner boiler	Dry Sorbent Injection	Low NOx Cell Burner|Selective Catalytic Reduction	Baghouse	Halogenated PAC Sorbent Injection	ARP, CSNOX, CSOSG2E, CSSO2G1, MATS
MI	J H Campbell	1710	2	########	9	0	Coal	Cell burner boiler	Dry Sorbent Injection	Low NOx Cell Burner|Selective Catalytic Reduction	Baghouse	Halogenated PAC Sorbent Injection	ARP, CSNOX, CSOSG2E, CSSO2G1, MATS
MI	J H Campbell	1710	2	########	10	0	Coal	Cell burner boiler	Dry Sorbent Injection	Low NOx Cell Burner|Selective Catalytic Reduction	Baghouse	Halogenated PAC Sorbent Injection	ARP, CSNOX, CSOSG2E, CSSO2G1, MATS
MI	J H Campbell	1710	2	########	11	0	Coal	Cell burner boiler	Dry Sorbent Injection	Low NOx Cell Burner|Selective Catalytic Reduction	Baghouse	Halogenated PAC Sorbent Injection	ARP, CSNOX, CSOSG2E, CSSO2G1, MATS
MI	J H Campbell	1710	2	########	12	0	Coal	Cell burner boiler	Dry Sorbent Injection	Low NOx Cell Burner|Selective Catalytic Reduction	Baghouse	Halogenated PAC Sorbent Injection	ARP, CSNOX, CSOSG2E, CSSO2G1, MATS
MI	J H Campbell	1710	2	########	13	0	Coal	Cell burner boiler	Dry Sorbent Injection	Low NOx Cell Burner|Selective Catalytic Reduction	Baghouse	Halogenated PAC Sorbent Injection	ARP, CSNOX, CSOSG2E, CSSO2G1, MATS
MI	J H Campbell	1710	2	########	14	0	Coal	Cell burner boiler	Dry Sorbent Injection	Low NOx Cell Burner|Selective Catalytic Reduction	Baghouse	Halogenated PAC Sorbent Injection	ARP, CSNOX, CSOSG2E, CSSO2G1, MATS
MI	J H Campbell	1710	2	########	15	0	Coal	Cell burner boiler	Dry Sorbent Injection	Low NOx Cell Burner|Selective Catalytic Reduction	Baghouse	Halogenated PAC Sorbent Injection	ARP, CSNOX, CSOSG2E, CSSO2G1, MATS
MI	J H Campbell	1710	2	########	16	0	Coal	Cell burner boiler	Dry Sorbent Injection	Low NOx Cell Burner|Selective Catalytic Reduction	Baghouse	Halogenated PAC Sorbent Injection	ARP, CSNOX, CSOSG2E, CSSO2G1, MATS
MI	J H Campbell	1710	2	########	17	0	Coal	Cell burner boiler	Dry Sorbent Injection	Low NOx Cell Burner|Selective Catalytic Reduction	Baghouse	Halogenated PAC Sorbent Injection	ARP, CSNOX, CSOSG2E, CSSO2G1, MATS

MI	J H Campbell	1710	2	########	18	0	Coal	Cell burner boiler	Dry Sorbent Injection	Low NOx Cell Burner|Selective Catalytic Reduction	Baghouse	Halogenated PAC Sorbent Injection	ARP, CSNOX, CSOSG2E, CSSO2G1, MATS
MI	J H Campbell	1710	2	########	19	0	Coal	Cell burner boiler	Dry Sorbent Injection	Low NOx Cell Burner|Selective Catalytic Reduction	Baghouse	Halogenated PAC Sorbent Injection	ARP, CSNOX, CSOSG2E, CSSO2G1, MATS
MI	J H Campbell	1710	2	########	20	0	Coal	Cell burner boiler	Dry Sorbent Injection	Low NOx Cell Burner|Selective Catalytic Reduction	Baghouse	Halogenated PAC Sorbent Injection	ARP, CSNOX, CSOSG2E, CSSO2G1, MATS
MI	J H Campbell	1710	2	########	21	0	Coal	Cell burner boiler	Dry Sorbent Injection	Low NOx Cell Burner|Selective Catalytic Reduction	Baghouse	Halogenated PAC Sorbent Injection	ARP, CSNOX, CSOSG2E, CSSO2G1, MATS
MI	J H Campbell	1710	2	########	22	0	Coal	Cell burner boiler	Dry Sorbent Injection	Low NOx Cell Burner|Selective Catalytic Reduction	Baghouse	Halogenated PAC Sorbent Injection	ARP, CSNOX, CSOSG2E, CSSO2G1, MATS
MI	J H Campbell	1710	2	########	23	0	Coal	Cell burner boiler	Dry Sorbent Injection	Low NOx Cell Burner|Selective Catalytic Reduction	Baghouse	Halogenated PAC Sorbent Injection	ARP, CSNOX, CSOSG2E, CSSO2G1, MATS
MI	J H Campbell	1710	2	########	0	0	Coal	Cell burner boiler	Dry Sorbent Injection	Low NOx Cell Burner|Selective Catalytic Reduction	Baghouse	Halogenated PAC Sorbent Injection	ARP, CSNOX, CSOSG2E, CSSO2G1, MATS
MI	J H Campbell	1710	2	########	1	0	Coal	Cell burner boiler	Dry Sorbent Injection	Low NOx Cell Burner|Selective Catalytic Reduction	Baghouse	Halogenated PAC Sorbent Injection	ARP, CSNOX, CSOSG2E, CSSO2G1, MATS
MI	J H Campbell	1710	2	########	2	0	Coal	Cell burner boiler	Dry Sorbent Injection	Low NOx Cell Burner|Selective Catalytic Reduction	Baghouse	Halogenated PAC Sorbent Injection	ARP, CSNOX, CSOSG2E, CSSO2G1, MATS
MI	J H Campbell	1710	2	########	3	0	Coal	Cell burner boiler	Dry Sorbent Injection	Low NOx Cell Burner|Selective Catalytic Reduction	Baghouse	Halogenated PAC Sorbent Injection	ARP, CSNOX, CSOSG2E, CSSO2G1, MATS
MI	J H Campbell	1710	2	########	4	0	Coal	Cell burner boiler	Dry Sorbent Injection	Low NOx Cell Burner|Selective Catalytic Reduction	Baghouse	Halogenated PAC Sorbent Injection	ARP, CSNOX, CSOSG2E, CSSO2G1, MATS
MI	J H Campbell	1710	2	########	5	0	Coal	Cell burner boiler	Dry Sorbent Injection	Low NOx Cell Burner|Selective Catalytic Reduction	Baghouse	Halogenated PAC Sorbent Injection	ARP, CSNOX, CSOSG2E, CSSO2G1, MATS
MI	J H Campbell	1710	2	########	6	0	Coal	Cell burner boiler	Dry Sorbent Injection	Low NOx Cell Burner|Selective Catalytic Reduction	Baghouse	Halogenated PAC Sorbent Injection	ARP, CSNOX, CSOSG2E, CSSO2G1, MATS
MI	J H Campbell	1710	2	########	7	0	Coal	Cell burner boiler	Dry Sorbent Injection	Low NOx Cell Burner|Selective Catalytic Reduction	Baghouse	Halogenated PAC Sorbent Injection	ARP, CSNOX, CSOSG2E, CSSO2G1, MATS
MI	J H Campbell	1710	2	########	8	0	Coal	Cell burner boiler	Dry Sorbent Injection	Low NOx Cell Burner|Selective Catalytic Reduction	Baghouse	Halogenated PAC Sorbent Injection	ARP, CSNOX, CSOSG2E, CSSO2G1, MATS
MI	J H Campbell	1710	2	########	9	0	Coal	Cell burner boiler	Dry Sorbent Injection	Low NOx Cell Burner|Selective Catalytic Reduction	Baghouse	Halogenated PAC Sorbent Injection	ARP, CSNOX, CSOSG2E, CSSO2G1, MATS
MI	J H Campbell	1710	2	########	10	0	Coal	Cell burner boiler	Dry Sorbent Injection	Low NOx Cell Burner|Selective Catalytic Reduction	Baghouse	Halogenated PAC Sorbent Injection	ARP, CSNOX, CSOSG2E, CSSO2G1, MATS
MI	J H Campbell	1710	2	########	11	0	Coal	Cell burner boiler	Dry Sorbent Injection	Low NOx Cell Burner|Selective Catalytic Reduction	Baghouse	Halogenated PAC Sorbent Injection	ARP, CSNOX, CSOSG2E, CSSO2G1, MATS
MI	J H Campbell	1710	2	########	12	0	Coal	Cell burner boiler	Dry Sorbent Injection	Low NOx Cell Burner|Selective Catalytic Reduction	Baghouse	Halogenated PAC Sorbent Injection	ARP, CSNOX, CSOSG2E, CSSO2G1, MATS
MI	J H Campbell	1710	2	########	13	0	Coal	Cell burner boiler	Dry Sorbent Injection	Low NOx Cell Burner|Selective Catalytic Reduction	Baghouse	Halogenated PAC Sorbent Injection	ARP, CSNOX, CSOSG2E, CSSO2G1, MATS
MI	J H Campbell	1710	2	########	14	0	Coal	Cell burner boiler	Dry Sorbent Injection	Low NOx Cell Burner|Selective Catalytic Reduction	Baghouse	Halogenated PAC Sorbent Injection	ARP, CSNOX, CSOSG2E, CSSO2G1, MATS
MI	J H Campbell	1710	2	########	15	0	Coal	Cell burner boiler	Dry Sorbent Injection	Low NOx Cell Burner|Selective Catalytic Reduction	Baghouse	Halogenated PAC Sorbent Injection	ARP, CSNOX, CSOSG2E, CSSO2G1, MATS
MI	J H Campbell	1710	2	########	16	0	Coal	Cell burner boiler	Dry Sorbent Injection	Low NOx Cell Burner|Selective Catalytic Reduction	Baghouse	Halogenated PAC Sorbent Injection	ARP, CSNOX, CSOSG2E, CSSO2G1, MATS
MI	J H Campbell	1710	2	########	17	0	Coal	Cell burner boiler	Dry Sorbent Injection	Low NOx Cell Burner|Selective Catalytic Reduction	Baghouse	Halogenated PAC Sorbent Injection	ARP, CSNOX, CSOSG2E, CSSO2G1, MATS
MI	J H Campbell	1710	2	########	18	0	Coal	Cell burner boiler	Dry Sorbent Injection	Low NOx Cell Burner|Selective Catalytic Reduction	Baghouse	Halogenated PAC Sorbent Injection	ARP, CSNOX, CSOSG2E, CSSO2G1, MATS
MI	J H Campbell	1710	2	########	19	0	Coal	Cell burner boiler	Dry Sorbent Injection	Low NOx Cell Burner|Selective Catalytic Reduction	Baghouse	Halogenated PAC Sorbent Injection	ARP, CSNOX, CSOSG2E, CSSO2G1, MATS
MI	J H Campbell	1710	2	########	20	0	Coal	Cell burner boiler	Dry Sorbent Injection	Low NOx Cell Burner|Selective Catalytic Reduction	Baghouse	Halogenated PAC Sorbent Injection	ARP, CSNOX, CSOSG2E, CSSO2G1, MATS
MI	J H Campbell	1710	2	########	21	0	Coal	Cell burner boiler	Dry Sorbent Injection	Low NOx Cell Burner|Selective Catalytic Reduction	Baghouse	Halogenated PAC Sorbent Injection	ARP, CSNOX, CSOSG2E, CSSO2G1, MATS
MI	J H Campbell	1710	2	########	22	0	Coal	Cell burner boiler	Dry Sorbent Injection	Low NOx Cell Burner|Selective Catalytic Reduction	Baghouse	Halogenated PAC Sorbent Injection	ARP, CSNOX, CSOSG2E, CSSO2G1, MATS
MI	J H Campbell	1710	2	########	23	0	Coal	Cell burner boiler	Dry Sorbent Injection	Low NOx Cell Burner|Selective Catalytic Reduction	Baghouse	Halogenated PAC Sorbent Injection	ARP, CSNOX, CSOSG2E, CSSO2G1, MATS
MI	J H Campbell	1710	2	########	0	0	Coal	Cell burner boiler	Dry Sorbent Injection	Low NOx Cell Burner|Selective Catalytic Reduction	Baghouse	Halogenated PAC Sorbent Injection	ARP, CSNOX, CSOSG2E, CSSO2G1, MATS
MI	J H Campbell	1710	2	########	1	0	Coal	Cell burner boiler	Dry Sorbent Injection	Low NOx Cell Burner|Selective Catalytic Reduction	Baghouse	Halogenated PAC Sorbent Injection	ARP, CSNOX, CSOSG2E, CSSO2G1, MATS
MI	J H Campbell	1710	2	########	2	0	Coal	Cell burner boiler	Dry Sorbent Injection	Low NOx Cell Burner|Selective Catalytic Reduction	Baghouse	Halogenated PAC Sorbent Injection	ARP, CSNOX, CSOSG2E, CSSO2G1, MATS
MI	J H Campbell	1710	2	########	3	0	Coal	Cell burner boiler	Dry Sorbent Injection	Low NOx Cell Burner|Selective Catalytic Reduction	Baghouse	Halogenated PAC Sorbent Injection	ARP, CSNOX, CSOSG2E, CSSO2G1, MATS
MI	J H Campbell	1710	2	########	4	0	Coal	Cell burner boiler	Dry Sorbent Injection	Low NOx Cell Burner|Selective Catalytic Reduction	Baghouse	Halogenated PAC Sorbent Injection	ARP, CSNOX, CSOSG2E, CSSO2G1, MATS
MI	J H Campbell	1710	2	########	5	0	Coal	Cell burner boiler	Dry Sorbent Injection	Low NOx Cell Burner|Selective Catalytic Reduction	Baghouse	Halogenated PAC Sorbent Injection	ARP, CSNOX, CSOSG2E, CSSO2G1, MATS
MI	J H Campbell	1710	2	########	6	0	Coal	Cell burner boiler	Dry Sorbent Injection	Low NOx Cell Burner|Selective Catalytic Reduction	Baghouse	Halogenated PAC Sorbent Injection	ARP, CSNOX, CSOSG2E, CSSO2G1, MATS
MI	J H Campbell	1710	2	########	7	0	Coal	Cell burner boiler	Dry Sorbent Injection	Low NOx Cell Burner|Selective Catalytic Reduction	Baghouse	Halogenated PAC Sorbent Injection	ARP, CSNOX, CSOSG2E, CSSO2G1, MATS
MI	J H Campbell	1710	2	########	8	0	Coal	Cell burner boiler	Dry Sorbent Injection	Low NOx Cell Burner|Selective Catalytic Reduction	Baghouse	Halogenated PAC Sorbent Injection	ARP, CSNOX, CSOSG2E, CSSO2G1, MATS
MI	J H Campbell	1710	2	########	9	0	Coal	Cell burner boiler	Dry Sorbent Injection	Low NOx Cell Burner|Selective Catalytic Reduction	Baghouse	Halogenated PAC Sorbent Injection	ARP, CSNOX, CSOSG2E, CSSO2G1, MATS
MI	J H Campbell	1710	2	########	10	0	Coal	Cell burner boiler	Dry Sorbent Injection	Low NOx Cell Burner|Selective Catalytic Reduction	Baghouse	Halogenated PAC Sorbent Injection	ARP, CSNOX, CSOSG2E, CSSO2G1, MATS
MI	J H Campbell	1710	2	########	11	0	Coal	Cell burner boiler	Dry Sorbent Injection	Low NOx Cell Burner|Selective Catalytic Reduction	Baghouse	Halogenated PAC Sorbent Injection	ARP, CSNOX, CSOSG2E, CSSO2G1, MATS
MI	J H Campbell	1710	2	########	12	0	Coal	Cell burner boiler	Dry Sorbent Injection	Low NOx Cell Burner|Selective Catalytic Reduction	Baghouse	Halogenated PAC Sorbent Injection	ARP, CSNOX, CSOSG2E, CSSO2G1, MATS
MI	J H Campbell	1710	2	########	13	0	Coal	Cell burner boiler	Dry Sorbent Injection	Low NOx Cell Burner|Selective Catalytic Reduction	Baghouse	Halogenated PAC Sorbent Injection	ARP, CSNOX, CSOSG2E, CSSO2G1, MATS
MI	J H Campbell	1710	2	########	14	0	Coal	Cell burner boiler	Dry Sorbent Injection	Low NOx Cell Burner|Selective Catalytic Reduction	Baghouse	Halogenated PAC Sorbent Injection	ARP, CSNOX, CSOSG2E, CSSO2G1, MATS
MI	J H Campbell	1710	2	########	15	0	Coal	Cell burner boiler	Dry Sorbent Injection	Low NOx Cell Burner|Selective Catalytic Reduction	Baghouse	Halogenated PAC Sorbent Injection	ARP, CSNOX, CSOSG2E, CSSO2G1, MATS
MI	J H Campbell	1710	2	########	16	0	Coal	Cell burner boiler	Dry Sorbent Injection	Low NOx Cell Burner|Selective Catalytic Reduction	Baghouse	Halogenated PAC Sorbent Injection	ARP, CSNOX, CSOSG2E, CSSO2G1, MATS
MI	J H Campbell	1710	2	########	17	0	Coal	Cell burner boiler	Dry Sorbent Injection	Low NOx Cell Burner|Selective Catalytic Reduction	Baghouse	Halogenated PAC Sorbent Injection	ARP, CSNOX, CSOSG2E, CSSO2G1, MATS
MI	J H Campbell	1710	2	########	18	0	Coal	Cell burner boiler	Dry Sorbent Injection	Low NOx Cell Burner|Selective Catalytic Reduction	Baghouse	Halogenated PAC Sorbent Injection	ARP, CSNOX, CSOSG2E, CSSO2G1, MATS
MI	J H Campbell	1710	2	########	19	0	Coal	Cell burner boiler	Dry Sorbent Injection	Low NOx Cell Burner|Selective Catalytic Reduction	Baghouse	Halogenated PAC Sorbent Injection	ARP, CSNOX, CSOSG2E, CSSO2G1, MATS
MI	J H Campbell	1710	2	########	20	0	Coal	Cell burner boiler	Dry Sorbent Injection	Low NOx Cell Burner|Selective Catalytic Reduction	Baghouse	Halogenated PAC Sorbent Injection	ARP, CSNOX, CSOSG2E, CSSO2G1, MATS
MI	J H Campbell	1710	2	########	21	0	Coal	Cell burner boiler	Dry Sorbent Injection	Low NOx Cell Burner|Selective Catalytic Reduction	Baghouse	Halogenated PAC Sorbent Injection	ARP, CSNOX, CSOSG2E, CSSO2G1, MATS
MI	J H Campbell	1710	2	########	22	0	Coal	Cell burner boiler	Dry Sorbent Injection	Low NOx Cell Burner|Selective Catalytic Reduction	Baghouse	Halogenated PAC Sorbent Injection	ARP, CSNOX, CSOSG2E, CSSO2G1, MATS
MI	J H Campbell	1710	2	########	23	0	Coal	Cell burner boiler	Dry Sorbent Injection	Low NOx Cell Burner|Selective Catalytic Reduction	Baghouse	Halogenated PAC Sorbent Injection	ARP, CSNOX, CSOSG2E, CSSO2G1, MATS
MI	J H Campbell	1710	2	########	0	0	Coal	Cell burner boiler	Dry Sorbent Injection	Low NOx Cell Burner|Selective Catalytic Reduction	Baghouse	Halogenated PAC Sorbent Injection	ARP, CSNOX, CSOSG2E, CSSO2G1, MATS
MI	J H Campbell	1710	2	########	1	0	Coal	Cell burner boiler	Dry Sorbent Injection	Low NOx Cell Burner|Selective Catalytic Reduction	Baghouse	Halogenated PAC Sorbent Injection	ARP, CSNOX, CSOSG2E, CSSO2G1, MATS
MI	J H Campbell	1710	2	########	2	0	Coal	Cell burner boiler	Dry Sorbent Injection	Low NOx Cell Burner|Selective Catalytic Reduction	Baghouse	Halogenated PAC Sorbent Injection	ARP, CSNOX, CSOSG2E, CSSO2G1, MATS
MI	J H Campbell	1710	2	########	3	0	Coal	Cell burner boiler	Dry Sorbent Injection	Low NOx Cell Burner|Selective Catalytic Reduction	Baghouse	Halogenated PAC Sorbent Injection	ARP, CSNOX, CSOSG2E, CSSO2G1, MATS
MI	J H Campbell	1710	2	########	4	0	Coal	Cell burner boiler	Dry Sorbent Injection	Low NOx Cell Burner|Selective Catalytic Reduction	Baghouse	Halogenated PAC Sorbent Injection	ARP, CSNOX, CSOSG2E, CSSO2G1, MATS
MI	J H Campbell	1710	2	########	5	0	Coal	Cell burner boiler	Dry Sorbent Injection	Low NOx Cell Burner|Selective Catalytic Reduction	Baghouse	Halogenated PAC Sorbent Injection	ARP, CSNOX, CSOSG2E, CSSO2G1, MATS
MI	J H Campbell	1710	2	########	6	0	Coal	Cell burner boiler	Dry Sorbent Injection	Low NOx Cell Burner|Selective Catalytic Reduction	Baghouse	Halogenated PAC Sorbent Injection	ARP, CSNOX, CSOSG2E, CSSO2G1, MATS
MI	J H Campbell	1710	2	########	7	0	Coal	Cell burner boiler	Dry Sorbent Injection	Low NOx Cell Burner|Selective Catalytic Reduction	Baghouse	Halogenated PAC Sorbent Injection	ARP, CSNOX, CSOSG2E, CSSO2G1, MATS
MI	J H Campbell	1710	2	########	8	0	Coal	Cell burner boiler	Dry Sorbent Injection	Low NOx Cell Burner|Selective Catalytic Reduction	Baghouse	Halogenated PAC Sorbent Injection	ARP, CSNOX, CSOSG2E, CSSO2G1, MATS
MI	J H Campbell	1710	2	########	9	0	Coal	Cell burner boiler	Dry Sorbent Injection	Low NOx Cell Burner|Selective Catalytic Reduction	Baghouse	Halogenated PAC Sorbent Injection	ARP, CSNOX, CSOSG2E, CSSO2G1, MATS
MI	J H Campbell	1710	2	########	10	0	Coal	Cell burner boiler	Dry Sorbent Injection	Low NOx Cell Burner|Selective Catalytic Reduction	Baghouse	Halogenated PAC Sorbent Injection	ARP, CSNOX, CSOSG2E, CSSO2G1, MATS
MI	J H Campbell	1710	2	########	11	0	Coal	Cell burner boiler	Dry Sorbent Injection	Low NOx Cell Burner|Selective Catalytic Reduction	Baghouse	Halogenated PAC Sorbent Injection	ARP, CSNOX, CSOSG2E, CSSO2G1, MATS
MI	J H Campbell	1710	2	########	12	0	Coal	Cell burner boiler	Dry Sorbent Injection	Low NOx Cell Burner|Selective Catalytic Reduction	Baghouse	Halogenated PAC Sorbent Injection	ARP, CSNOX, CSOSG2E, CSSO2G1, MATS
MI	J H Campbell	1710	2	########	13	0	Coal	Cell burner boiler	Dry Sorbent Injection	Low NOx Cell Burner|Selective Catalytic Reduction	Baghouse	Halogenated PAC Sorbent Injection	ARP, CSNOX, CSOSG2E, CSSO2G1, MATS
MI	J H Campbell	1710	2	########	14	0	Coal	Cell burner boiler	Dry Sorbent Injection	Low NOx Cell Burner|Selective Catalytic Reduction	Baghouse	Halogenated PAC Sorbent Injection	ARP, CSNOX, CSOSG2E, CSSO2G1, MATS
MI	J H Campbell	1710	2	########	15	0	Coal	Cell burner boiler	Dry Sorbent Injection	Low NOx Cell Burner|Selective Catalytic Reduction	Baghouse	Halogenated PAC Sorbent Injection	ARP, CSNOX, CSOSG2E, CSSO2G1, MATS
MI	J H Campbell	1710	2	########	16	0	Coal	Cell burner boiler	Dry Sorbent Injection	Low NOx Cell Burner|Selective Catalytic Reduction	Baghouse	Halogenated PAC Sorbent Injection	ARP, CSNOX, CSOSG2E, CSSO2G1, MATS

MI	J H Campbell	1710	2	########	17	0	Coal	Cell burner boiler	Dry Sorbent Injection	Low NOx Cell Burner|Selective Catalytic Reduction	Baghouse	Halogenated PAC Sorbent Injection	ARP, CSNOX, CSOSG2E, CSSO2G1, MATS
MI	J H Campbell	1710	2	########	18	0	Coal	Cell burner boiler	Dry Sorbent Injection	Low NOx Cell Burner|Selective Catalytic Reduction	Baghouse	Halogenated PAC Sorbent Injection	ARP, CSNOX, CSOSG2E, CSSO2G1, MATS
MI	J H Campbell	1710	2	########	19	0	Coal	Cell burner boiler	Dry Sorbent Injection	Low NOx Cell Burner|Selective Catalytic Reduction	Baghouse	Halogenated PAC Sorbent Injection	ARP, CSNOX, CSOSG2E, CSSO2G1, MATS
MI	J H Campbell	1710	2	########	20	0	Coal	Cell burner boiler	Dry Sorbent Injection	Low NOx Cell Burner|Selective Catalytic Reduction	Baghouse	Halogenated PAC Sorbent Injection	ARP, CSNOX, CSOSG2E, CSSO2G1, MATS
MI	J H Campbell	1710	2	########	21	0	Coal	Cell burner boiler	Dry Sorbent Injection	Low NOx Cell Burner|Selective Catalytic Reduction	Baghouse	Halogenated PAC Sorbent Injection	ARP, CSNOX, CSOSG2E, CSSO2G1, MATS
MI	J H Campbell	1710	2	########	22	0	Coal	Cell burner boiler	Dry Sorbent Injection	Low NOx Cell Burner|Selective Catalytic Reduction	Baghouse	Halogenated PAC Sorbent Injection	ARP, CSNOX, CSOSG2E, CSSO2G1, MATS
MI	J H Campbell	1710	2	########	23	0	Coal	Cell burner boiler	Dry Sorbent Injection	Low NOx Cell Burner|Selective Catalytic Reduction	Baghouse	Halogenated PAC Sorbent Injection	ARP, CSNOX, CSOSG2E, CSSO2G1, MATS
MI	J H Campbell	1710	2	########	0	0	Coal	Cell burner boiler	Dry Sorbent Injection	Low NOx Cell Burner|Selective Catalytic Reduction	Baghouse	Halogenated PAC Sorbent Injection	ARP, CSNOX, CSOSG2E, CSSO2G1, MATS
MI	J H Campbell	1710	2	########	1	0	Coal	Cell burner boiler	Dry Sorbent Injection	Low NOx Cell Burner|Selective Catalytic Reduction	Baghouse	Halogenated PAC Sorbent Injection	ARP, CSNOX, CSOSG2E, CSSO2G1, MATS
MI	J H Campbell	1710	2	########	2	0	Coal	Cell burner boiler	Dry Sorbent Injection	Low NOx Cell Burner|Selective Catalytic Reduction	Baghouse	Halogenated PAC Sorbent Injection	ARP, CSNOX, CSOSG2E, CSSO2G1, MATS
MI	J H Campbell	1710	2	########	3	0	Coal	Cell burner boiler	Dry Sorbent Injection	Low NOx Cell Burner|Selective Catalytic Reduction	Baghouse	Halogenated PAC Sorbent Injection	ARP, CSNOX, CSOSG2E, CSSO2G1, MATS
MI	J H Campbell	1710	2	########	4	0	Coal	Cell burner boiler	Dry Sorbent Injection	Low NOx Cell Burner|Selective Catalytic Reduction	Baghouse	Halogenated PAC Sorbent Injection	ARP, CSNOX, CSOSG2E, CSSO2G1, MATS
MI	J H Campbell	1710	2	########	5	0	Coal	Cell burner boiler	Dry Sorbent Injection	Low NOx Cell Burner|Selective Catalytic Reduction	Baghouse	Halogenated PAC Sorbent Injection	ARP, CSNOX, CSOSG2E, CSSO2G1, MATS
MI	J H Campbell	1710	2	########	6	0	Coal	Cell burner boiler	Dry Sorbent Injection	Low NOx Cell Burner|Selective Catalytic Reduction	Baghouse	Halogenated PAC Sorbent Injection	ARP, CSNOX, CSOSG2E, CSSO2G1, MATS
MI	J H Campbell	1710	2	########	7	0	Coal	Cell burner boiler	Dry Sorbent Injection	Low NOx Cell Burner|Selective Catalytic Reduction	Baghouse	Halogenated PAC Sorbent Injection	ARP, CSNOX, CSOSG2E, CSSO2G1, MATS
MI	J H Campbell	1710	2	########	8	0	Coal	Cell burner boiler	Dry Sorbent Injection	Low NOx Cell Burner|Selective Catalytic Reduction	Baghouse	Halogenated PAC Sorbent Injection	ARP, CSNOX, CSOSG2E, CSSO2G1, MATS
MI	J H Campbell	1710	2	########	9	0	Coal	Cell burner boiler	Dry Sorbent Injection	Low NOx Cell Burner|Selective Catalytic Reduction	Baghouse	Halogenated PAC Sorbent Injection	ARP, CSNOX, CSOSG2E, CSSO2G1, MATS
MI	J H Campbell	1710	2	########	10	0	Coal	Cell burner boiler	Dry Sorbent Injection	Low NOx Cell Burner|Selective Catalytic Reduction	Baghouse	Halogenated PAC Sorbent Injection	ARP, CSNOX, CSOSG2E, CSSO2G1, MATS
MI	J H Campbell	1710	2	########	11	0	Coal	Cell burner boiler	Dry Sorbent Injection	Low NOx Cell Burner|Selective Catalytic Reduction	Baghouse	Halogenated PAC Sorbent Injection	ARP, CSNOX, CSOSG2E, CSSO2G1, MATS
MI	J H Campbell	1710	2	########	12	0	Coal	Cell burner boiler	Dry Sorbent Injection	Low NOx Cell Burner|Selective Catalytic Reduction	Baghouse	Halogenated PAC Sorbent Injection	ARP, CSNOX, CSOSG2E, CSSO2G1, MATS
MI	J H Campbell	1710	2	########	13	0	Coal	Cell burner boiler	Dry Sorbent Injection	Low NOx Cell Burner|Selective Catalytic Reduction	Baghouse	Halogenated PAC Sorbent Injection	ARP, CSNOX, CSOSG2E, CSSO2G1, MATS
MI	J H Campbell	1710	2	########	14	0	Coal	Cell burner boiler	Dry Sorbent Injection	Low NOx Cell Burner|Selective Catalytic Reduction	Baghouse	Halogenated PAC Sorbent Injection	ARP, CSNOX, CSOSG2E, CSSO2G1, MATS
MI	J H Campbell	1710	2	########	15	0	Coal	Cell burner boiler	Dry Sorbent Injection	Low NOx Cell Burner|Selective Catalytic Reduction	Baghouse	Halogenated PAC Sorbent Injection	ARP, CSNOX, CSOSG2E, CSSO2G1, MATS
MI	J H Campbell	1710	2	########	16	0	Coal	Cell burner boiler	Dry Sorbent Injection	Low NOx Cell Burner|Selective Catalytic Reduction	Baghouse	Halogenated PAC Sorbent Injection	ARP, CSNOX, CSOSG2E, CSSO2G1, MATS
MI	J H Campbell	1710	2	########	17	0	Coal	Cell burner boiler	Dry Sorbent Injection	Low NOx Cell Burner|Selective Catalytic Reduction	Baghouse	Halogenated PAC Sorbent Injection	ARP, CSNOX, CSOSG2E, CSSO2G1, MATS
MI	J H Campbell	1710	2	########	18	0	Coal	Cell burner boiler	Dry Sorbent Injection	Low NOx Cell Burner|Selective Catalytic Reduction	Baghouse	Halogenated PAC Sorbent Injection	ARP, CSNOX, CSOSG2E, CSSO2G1, MATS
MI	J H Campbell	1710	2	########	19	0	Coal	Cell burner boiler	Dry Sorbent Injection	Low NOx Cell Burner|Selective Catalytic Reduction	Baghouse	Halogenated PAC Sorbent Injection	ARP, CSNOX, CSOSG2E, CSSO2G1, MATS
MI	J H Campbell	1710	2	########	20	0	Coal	Cell burner boiler	Dry Sorbent Injection	Low NOx Cell Burner|Selective Catalytic Reduction	Baghouse	Halogenated PAC Sorbent Injection	ARP, CSNOX, CSOSG2E, CSSO2G1, MATS
MI	J H Campbell	1710	2	########	21	0	Coal	Cell burner boiler	Dry Sorbent Injection	Low NOx Cell Burner|Selective Catalytic Reduction	Baghouse	Halogenated PAC Sorbent Injection	ARP, CSNOX, CSOSG2E, CSSO2G1, MATS
MI	J H Campbell	1710	2	########	22	0	Coal	Cell burner boiler	Dry Sorbent Injection	Low NOx Cell Burner|Selective Catalytic Reduction	Baghouse	Halogenated PAC Sorbent Injection	ARP, CSNOX, CSOSG2E, CSSO2G1, MATS
MI	J H Campbell	1710	2	########	23	0	Coal	Cell burner boiler	Dry Sorbent Injection	Low NOx Cell Burner|Selective Catalytic Reduction	Baghouse	Halogenated PAC Sorbent Injection	ARP, CSNOX, CSOSG2E, CSSO2G1, MATS
MI	J H Campbell	1710	2	########	0	0	Coal	Cell burner boiler	Dry Sorbent Injection	Low NOx Cell Burner|Selective Catalytic Reduction	Baghouse	Halogenated PAC Sorbent Injection	ARP, CSNOX, CSOSG2E, CSSO2G1, MATS
MI	J H Campbell	1710	2	########	1	0	Coal	Cell burner boiler	Dry Sorbent Injection	Low NOx Cell Burner|Selective Catalytic Reduction	Baghouse	Halogenated PAC Sorbent Injection	ARP, CSNOX, CSOSG2E, CSSO2G1, MATS
MI	J H Campbell	1710	2	########	2	0	Coal	Cell burner boiler	Dry Sorbent Injection	Low NOx Cell Burner|Selective Catalytic Reduction	Baghouse	Halogenated PAC Sorbent Injection	ARP, CSNOX, CSOSG2E, CSSO2G1, MATS
MI	J H Campbell	1710	2	########	3	0	Coal	Cell burner boiler	Dry Sorbent Injection	Low NOx Cell Burner|Selective Catalytic Reduction	Baghouse	Halogenated PAC Sorbent Injection	ARP, CSNOX, CSOSG2E, CSSO2G1, MATS
MI	J H Campbell	1710	2	########	4	0	Coal	Cell burner boiler	Dry Sorbent Injection	Low NOx Cell Burner|Selective Catalytic Reduction	Baghouse	Halogenated PAC Sorbent Injection	ARP, CSNOX, CSOSG2E, CSSO2G1, MATS
MI	J H Campbell	1710	2	########	5	0	Coal	Cell burner boiler	Dry Sorbent Injection	Low NOx Cell Burner|Selective Catalytic Reduction	Baghouse	Halogenated PAC Sorbent Injection	ARP, CSNOX, CSOSG2E, CSSO2G1, MATS
MI	J H Campbell	1710	2	########	6	0	Coal	Cell burner boiler	Dry Sorbent Injection	Low NOx Cell Burner|Selective Catalytic Reduction	Baghouse	Halogenated PAC Sorbent Injection	ARP, CSNOX, CSOSG2E, CSSO2G1, MATS
MI	J H Campbell	1710	2	########	7	0	Coal	Cell burner boiler	Dry Sorbent Injection	Low NOx Cell Burner|Selective Catalytic Reduction	Baghouse	Halogenated PAC Sorbent Injection	ARP, CSNOX, CSOSG2E, CSSO2G1, MATS
MI	J H Campbell	1710	2	########	8	0	Coal	Cell burner boiler	Dry Sorbent Injection	Low NOx Cell Burner|Selective Catalytic Reduction	Baghouse	Halogenated PAC Sorbent Injection	ARP, CSNOX, CSOSG2E, CSSO2G1, MATS
MI	J H Campbell	1710	2	########	9	0	Coal	Cell burner boiler	Dry Sorbent Injection	Low NOx Cell Burner|Selective Catalytic Reduction	Baghouse	Halogenated PAC Sorbent Injection	ARP, CSNOX, CSOSG2E, CSSO2G1, MATS
MI	J H Campbell	1710	2	########	10	0	Coal	Cell burner boiler	Dry Sorbent Injection	Low NOx Cell Burner|Selective Catalytic Reduction	Baghouse	Halogenated PAC Sorbent Injection	ARP, CSNOX, CSOSG2E, CSSO2G1, MATS
MI	J H Campbell	1710	2	########	11	0	Coal	Cell burner boiler	Dry Sorbent Injection	Low NOx Cell Burner|Selective Catalytic Reduction	Baghouse	Halogenated PAC Sorbent Injection	ARP, CSNOX, CSOSG2E, CSSO2G1, MATS
MI	J H Campbell	1710	2	########	12	0	Coal	Cell burner boiler	Dry Sorbent Injection	Low NOx Cell Burner|Selective Catalytic Reduction	Baghouse	Halogenated PAC Sorbent Injection	ARP, CSNOX, CSOSG2E, CSSO2G1, MATS
MI	J H Campbell	1710	2	########	13	0	Coal	Cell burner boiler	Dry Sorbent Injection	Low NOx Cell Burner|Selective Catalytic Reduction	Baghouse	Halogenated PAC Sorbent Injection	ARP, CSNOX, CSOSG2E, CSSO2G1, MATS
MI	J H Campbell	1710	2	########	14	0	Coal	Cell burner boiler	Dry Sorbent Injection	Low NOx Cell Burner|Selective Catalytic Reduction	Baghouse	Halogenated PAC Sorbent Injection	ARP, CSNOX, CSOSG2E, CSSO2G1, MATS
MI	J H Campbell	1710	2	########	15	0	Coal	Cell burner boiler	Dry Sorbent Injection	Low NOx Cell Burner|Selective Catalytic Reduction	Baghouse	Halogenated PAC Sorbent Injection	ARP, CSNOX, CSOSG2E, CSSO2G1, MATS
MI	J H Campbell	1710	2	########	16	0	Coal	Cell burner boiler	Dry Sorbent Injection	Low NOx Cell Burner|Selective Catalytic Reduction	Baghouse	Halogenated PAC Sorbent Injection	ARP, CSNOX, CSOSG2E, CSSO2G1, MATS
MI	J H Campbell	1710	2	########	17	0	Coal	Cell burner boiler	Dry Sorbent Injection	Low NOx Cell Burner|Selective Catalytic Reduction	Baghouse	Halogenated PAC Sorbent Injection	ARP, CSNOX, CSOSG2E, CSSO2G1, MATS
MI	J H Campbell	1710	2	########	18	0	Coal	Cell burner boiler	Dry Sorbent Injection	Low NOx Cell Burner|Selective Catalytic Reduction	Baghouse	Halogenated PAC Sorbent Injection	ARP, CSNOX, CSOSG2E, CSSO2G1, MATS
MI	J H Campbell	1710	2	########	19	0	Coal	Cell burner boiler	Dry Sorbent Injection	Low NOx Cell Burner|Selective Catalytic Reduction	Baghouse	Halogenated PAC Sorbent Injection	ARP, CSNOX, CSOSG2E, CSSO2G1, MATS
MI	J H Campbell	1710	2	########	20	0	Coal	Cell burner boiler	Dry Sorbent Injection	Low NOx Cell Burner|Selective Catalytic Reduction	Baghouse	Halogenated PAC Sorbent Injection	ARP, CSNOX, CSOSG2E, CSSO2G1, MATS
MI	J H Campbell	1710	2	########	21	0	Coal	Cell burner boiler	Dry Sorbent Injection	Low NOx Cell Burner|Selective Catalytic Reduction	Baghouse	Halogenated PAC Sorbent Injection	ARP, CSNOX, CSOSG2E, CSSO2G1, MATS
MI	J H Campbell	1710	2	########	22	0	Coal	Cell burner boiler	Dry Sorbent Injection	Low NOx Cell Burner|Selective Catalytic Reduction	Baghouse	Halogenated PAC Sorbent Injection	ARP, CSNOX, CSOSG2E, CSSO2G1, MATS
MI	J H Campbell	1710	2	########	23	0	Coal	Cell burner boiler	Dry Sorbent Injection	Low NOx Cell Burner|Selective Catalytic Reduction	Baghouse	Halogenated PAC Sorbent Injection	ARP, CSNOX, CSOSG2E, CSSO2G1, MATS
MI	J H Campbell	1710	2	########	0	0	Coal	Cell burner boiler	Dry Sorbent Injection	Low NOx Cell Burner|Selective Catalytic Reduction	Baghouse	Halogenated PAC Sorbent Injection	ARP, CSNOX, CSOSG2E, CSSO2G1, MATS
MI	J H Campbell	1710	2	########	1	0	Coal	Cell burner boiler	Dry Sorbent Injection	Low NOx Cell Burner|Selective Catalytic Reduction	Baghouse	Halogenated PAC Sorbent Injection	ARP, CSNOX, CSOSG2E, CSSO2G1, MATS
MI	J H Campbell	1710	2	########	2	0	Coal	Cell burner boiler	Dry Sorbent Injection	Low NOx Cell Burner|Selective Catalytic Reduction	Baghouse	Halogenated PAC Sorbent Injection	ARP, CSNOX, CSOSG2E, CSSO2G1, MATS
MI	J H Campbell	1710	2	########	3	0	Coal	Cell burner boiler	Dry Sorbent Injection	Low NOx Cell Burner|Selective Catalytic Reduction	Baghouse	Halogenated PAC Sorbent Injection	ARP, CSNOX, CSOSG2E, CSSO2G1, MATS
MI	J H Campbell	1710	2	########	4	0	Coal	Cell burner boiler	Dry Sorbent Injection	Low NOx Cell Burner|Selective Catalytic Reduction	Baghouse	Halogenated PAC Sorbent Injection	ARP, CSNOX, CSOSG2E, CSSO2G1, MATS
MI	J H Campbell	1710	2	########	5	0	Coal	Cell burner boiler	Dry Sorbent Injection	Low NOx Cell Burner|Selective Catalytic Reduction	Baghouse	Halogenated PAC Sorbent Injection	ARP, CSNOX, CSOSG2E, CSSO2G1, MATS
MI	J H Campbell	1710	2	########	6	0	Coal	Cell burner boiler	Dry Sorbent Injection	Low NOx Cell Burner|Selective Catalytic Reduction	Baghouse	Halogenated PAC Sorbent Injection	ARP, CSNOX, CSOSG2E, CSSO2G1, MATS
MI	J H Campbell	1710	2	########	7	0	Coal	Cell burner boiler	Dry Sorbent Injection	Low NOx Cell Burner|Selective Catalytic Reduction	Baghouse	Halogenated PAC Sorbent Injection	ARP, CSNOX, CSOSG2E, CSSO2G1, MATS
MI	J H Campbell	1710	2	########	8	0	Coal	Cell burner boiler	Dry Sorbent Injection	Low NOx Cell Burner|Selective Catalytic Reduction	Baghouse	Halogenated PAC Sorbent Injection	ARP, CSNOX, CSOSG2E, CSSO2G1, MATS
MI	J H Campbell	1710	2	########	9	0	Coal	Cell burner boiler	Dry Sorbent Injection	Low NOx Cell Burner|Selective Catalytic Reduction	Baghouse	Halogenated PAC Sorbent Injection	ARP, CSNOX, CSOSG2E, CSSO2G1, MATS
MI	J H Campbell	1710	2	########	10	0	Coal	Cell burner boiler	Dry Sorbent Injection	Low NOx Cell Burner|Selective Catalytic Reduction	Baghouse	Halogenated PAC Sorbent Injection	ARP, CSNOX, CSOSG2E, CSSO2G1, MATS
MI	J H Campbell	1710	2	########	11	0	Coal	Cell burner boiler	Dry Sorbent Injection	Low NOx Cell Burner|Selective Catalytic Reduction	Baghouse	Halogenated PAC Sorbent Injection	ARP, CSNOX, CSOSG2E, CSSO2G1, MATS
MI	J H Campbell	1710	2	########	12	0	Coal	Cell burner boiler	Dry Sorbent Injection	Low NOx Cell Burner|Selective Catalytic Reduction	Baghouse	Halogenated PAC Sorbent Injection	ARP, CSNOX, CSOSG2E, CSSO2G1, MATS
MI	J H Campbell	1710	2	########	13	0	Coal	Cell burner boiler	Dry Sorbent Injection	Low NOx Cell Burner|Selective Catalytic Reduction	Baghouse	Halogenated PAC Sorbent Injection	ARP, CSNOX, CSOSG2E, CSSO2G1, MATS
MI	J H Campbell	1710	2	########	14	0	Coal	Cell burner boiler	Dry Sorbent Injection	Low NOx Cell Burner|Selective Catalytic Reduction	Baghouse	Halogenated PAC Sorbent Injection	ARP, CSNOX, CSOSG2E, CSSO2G1, MATS
MI	J H Campbell	1710	2	########	15	0	Coal	Cell burner boiler	Dry Sorbent Injection	Low NOx Cell Burner|Selective Catalytic Reduction	Baghouse	Halogenated PAC Sorbent Injection	ARP, CSNOX, CSOSG2E, CSSO2G1, MATS

MI	J H Campbell	1710	2	########	16	0	Coal	Cell burner boiler	Dry Sorbent Injection	Low NOx Cell Burner|Selective Catalytic Reduction	Baghouse	Halogenated PAC Sorbent Injection	ARP, CSNOX, CSOSG2E, CSSO2G1, MATS
MI	J H Campbell	1710	2	########	17	0	Coal	Cell burner boiler	Dry Sorbent Injection	Low NOx Cell Burner|Selective Catalytic Reduction	Baghouse	Halogenated PAC Sorbent Injection	ARP, CSNOX, CSOSG2E, CSSO2G1, MATS
MI	J H Campbell	1710	2	########	18	0	Coal	Cell burner boiler	Dry Sorbent Injection	Low NOx Cell Burner|Selective Catalytic Reduction	Baghouse	Halogenated PAC Sorbent Injection	ARP, CSNOX, CSOSG2E, CSSO2G1, MATS
MI	J H Campbell	1710	2	########	19	0	Coal	Cell burner boiler	Dry Sorbent Injection	Low NOx Cell Burner|Selective Catalytic Reduction	Baghouse	Halogenated PAC Sorbent Injection	ARP, CSNOX, CSOSG2E, CSSO2G1, MATS
MI	J H Campbell	1710	2	########	20	0	Coal	Cell burner boiler	Dry Sorbent Injection	Low NOx Cell Burner|Selective Catalytic Reduction	Baghouse	Halogenated PAC Sorbent Injection	ARP, CSNOX, CSOSG2E, CSSO2G1, MATS
MI	J H Campbell	1710	2	########	21	0	Coal	Cell burner boiler	Dry Sorbent Injection	Low NOx Cell Burner|Selective Catalytic Reduction	Baghouse	Halogenated PAC Sorbent Injection	ARP, CSNOX, CSOSG2E, CSSO2G1, MATS
MI	J H Campbell	1710	2	########	22	0	Coal	Cell burner boiler	Dry Sorbent Injection	Low NOx Cell Burner|Selective Catalytic Reduction	Baghouse	Halogenated PAC Sorbent Injection	ARP, CSNOX, CSOSG2E, CSSO2G1, MATS
MI	J H Campbell	1710	2	########	23	0	Coal	Cell burner boiler	Dry Sorbent Injection	Low NOx Cell Burner|Selective Catalytic Reduction	Baghouse	Halogenated PAC Sorbent Injection	ARP, CSNOX, CSOSG2E, CSSO2G1, MATS
MI	J H Campbell	1710	2	########	0	0	Coal	Cell burner boiler	Dry Sorbent Injection	Low NOx Cell Burner|Selective Catalytic Reduction	Baghouse	Halogenated PAC Sorbent Injection	ARP, CSNOX, CSOSG2E, CSSO2G1, MATS
MI	J H Campbell	1710	2	########	1	0	Coal	Cell burner boiler	Dry Sorbent Injection	Low NOx Cell Burner|Selective Catalytic Reduction	Baghouse	Halogenated PAC Sorbent Injection	ARP, CSNOX, CSOSG2E, CSSO2G1, MATS
MI	J H Campbell	1710	2	########	2	0	Coal	Cell burner boiler	Dry Sorbent Injection	Low NOx Cell Burner|Selective Catalytic Reduction	Baghouse	Halogenated PAC Sorbent Injection	ARP, CSNOX, CSOSG2E, CSSO2G1, MATS
MI	J H Campbell	1710	2	########	3	0	Coal	Cell burner boiler	Dry Sorbent Injection	Low NOx Cell Burner|Selective Catalytic Reduction	Baghouse	Halogenated PAC Sorbent Injection	ARP, CSNOX, CSOSG2E, CSSO2G1, MATS
MI	J H Campbell	1710	2	########	4	0	Coal	Cell burner boiler	Dry Sorbent Injection	Low NOx Cell Burner|Selective Catalytic Reduction	Baghouse	Halogenated PAC Sorbent Injection	ARP, CSNOX, CSOSG2E, CSSO2G1, MATS
MI	J H Campbell	1710	2	########	5	0	Coal	Cell burner boiler	Dry Sorbent Injection	Low NOx Cell Burner|Selective Catalytic Reduction	Baghouse	Halogenated PAC Sorbent Injection	ARP, CSNOX, CSOSG2E, CSSO2G1, MATS
MI	J H Campbell	1710	2	########	6	0	Coal	Cell burner boiler	Dry Sorbent Injection	Low NOx Cell Burner|Selective Catalytic Reduction	Baghouse	Halogenated PAC Sorbent Injection	ARP, CSNOX, CSOSG2E, CSSO2G1, MATS
MI	J H Campbell	1710	2	########	7	0	Coal	Cell burner boiler	Dry Sorbent Injection	Low NOx Cell Burner|Selective Catalytic Reduction	Baghouse	Halogenated PAC Sorbent Injection	ARP, CSNOX, CSOSG2E, CSSO2G1, MATS
MI	J H Campbell	1710	2	########	8	0	Coal	Cell burner boiler	Dry Sorbent Injection	Low NOx Cell Burner|Selective Catalytic Reduction	Baghouse	Halogenated PAC Sorbent Injection	ARP, CSNOX, CSOSG2E, CSSO2G1, MATS
MI	J H Campbell	1710	2	########	9	0	Coal	Cell burner boiler	Dry Sorbent Injection	Low NOx Cell Burner|Selective Catalytic Reduction	Baghouse	Halogenated PAC Sorbent Injection	ARP, CSNOX, CSOSG2E, CSSO2G1, MATS
MI	J H Campbell	1710	2	########	10	0	Coal	Cell burner boiler	Dry Sorbent Injection	Low NOx Cell Burner|Selective Catalytic Reduction	Baghouse	Halogenated PAC Sorbent Injection	ARP, CSNOX, CSOSG2E, CSSO2G1, MATS
MI	J H Campbell	1710	2	########	11	0	Coal	Cell burner boiler	Dry Sorbent Injection	Low NOx Cell Burner|Selective Catalytic Reduction	Baghouse	Halogenated PAC Sorbent Injection	ARP, CSNOX, CSOSG2E, CSSO2G1, MATS
MI	J H Campbell	1710	2	########	12	0	Coal	Cell burner boiler	Dry Sorbent Injection	Low NOx Cell Burner|Selective Catalytic Reduction	Baghouse	Halogenated PAC Sorbent Injection	ARP, CSNOX, CSOSG2E, CSSO2G1, MATS
MI	J H Campbell	1710	2	########	13	0	Coal	Cell burner boiler	Dry Sorbent Injection	Low NOx Cell Burner|Selective Catalytic Reduction	Baghouse	Halogenated PAC Sorbent Injection	ARP, CSNOX, CSOSG2E, CSSO2G1, MATS
MI	J H Campbell	1710	2	########	14	0	Coal	Cell burner boiler	Dry Sorbent Injection	Low NOx Cell Burner|Selective Catalytic Reduction	Baghouse	Halogenated PAC Sorbent Injection	ARP, CSNOX, CSOSG2E, CSSO2G1, MATS
MI	J H Campbell	1710	2	########	15	0	Coal	Cell burner boiler	Dry Sorbent Injection	Low NOx Cell Burner|Selective Catalytic Reduction	Baghouse	Halogenated PAC Sorbent Injection	ARP, CSNOX, CSOSG2E, CSSO2G1, MATS
MI	J H Campbell	1710	2	########	16	0	Coal	Cell burner boiler	Dry Sorbent Injection	Low NOx Cell Burner|Selective Catalytic Reduction	Baghouse	Halogenated PAC Sorbent Injection	ARP, CSNOX, CSOSG2E, CSSO2G1, MATS
MI	J H Campbell	1710	2	########	17	0	Coal	Cell burner boiler	Dry Sorbent Injection	Low NOx Cell Burner|Selective Catalytic Reduction	Baghouse	Halogenated PAC Sorbent Injection	ARP, CSNOX, CSOSG2E, CSSO2G1, MATS
MI	J H Campbell	1710	2	########	18	0	Coal	Cell burner boiler	Dry Sorbent Injection	Low NOx Cell Burner|Selective Catalytic Reduction	Baghouse	Halogenated PAC Sorbent Injection	ARP, CSNOX, CSOSG2E, CSSO2G1, MATS
MI	J H Campbell	1710	2	########	19	0	Coal	Cell burner boiler	Dry Sorbent Injection	Low NOx Cell Burner|Selective Catalytic Reduction	Baghouse	Halogenated PAC Sorbent Injection	ARP, CSNOX, CSOSG2E, CSSO2G1, MATS
MI	J H Campbell	1710	2	########	20	0	Coal	Cell burner boiler	Dry Sorbent Injection	Low NOx Cell Burner|Selective Catalytic Reduction	Baghouse	Halogenated PAC Sorbent Injection	ARP, CSNOX, CSOSG2E, CSSO2G1, MATS
MI	J H Campbell	1710	2	########	21	0	Coal	Cell burner boiler	Dry Sorbent Injection	Low NOx Cell Burner|Selective Catalytic Reduction	Baghouse	Halogenated PAC Sorbent Injection	ARP, CSNOX, CSOSG2E, CSSO2G1, MATS
MI	J H Campbell	1710	2	########	22	0	Coal	Cell burner boiler	Dry Sorbent Injection	Low NOx Cell Burner|Selective Catalytic Reduction	Baghouse	Halogenated PAC Sorbent Injection	ARP, CSNOX, CSOSG2E, CSSO2G1, MATS
MI	J H Campbell	1710	2	########	23	0	Coal	Cell burner boiler	Dry Sorbent Injection	Low NOx Cell Burner|Selective Catalytic Reduction	Baghouse	Halogenated PAC Sorbent Injection	ARP, CSNOX, CSOSG2E, CSSO2G1, MATS
MI	J H Campbell	1710	2	########	0	0	Coal	Cell burner boiler	Dry Sorbent Injection	Low NOx Cell Burner|Selective Catalytic Reduction	Baghouse	Halogenated PAC Sorbent Injection	ARP, CSNOX, CSOSG2E, CSSO2G1, MATS
MI	J H Campbell	1710	2	########	1	0	Coal	Cell burner boiler	Dry Sorbent Injection	Low NOx Cell Burner|Selective Catalytic Reduction	Baghouse	Halogenated PAC Sorbent Injection	ARP, CSNOX, CSOSG2E, CSSO2G1, MATS
MI	J H Campbell	1710	2	########	2	0	Coal	Cell burner boiler	Dry Sorbent Injection	Low NOx Cell Burner|Selective Catalytic Reduction	Baghouse	Halogenated PAC Sorbent Injection	ARP, CSNOX, CSOSG2E, CSSO2G1, MATS
MI	J H Campbell	1710	2	########	3	0	Coal	Cell burner boiler	Dry Sorbent Injection	Low NOx Cell Burner|Selective Catalytic Reduction	Baghouse	Halogenated PAC Sorbent Injection	ARP, CSNOX, CSOSG2E, CSSO2G1, MATS
MI	J H Campbell	1710	2	########	4	0	Coal	Cell burner boiler	Dry Sorbent Injection	Low NOx Cell Burner|Selective Catalytic Reduction	Baghouse	Halogenated PAC Sorbent Injection	ARP, CSNOX, CSOSG2E, CSSO2G1, MATS
MI	J H Campbell	1710	2	########	5	0	Coal	Cell burner boiler	Dry Sorbent Injection	Low NOx Cell Burner|Selective Catalytic Reduction	Baghouse	Halogenated PAC Sorbent Injection	ARP, CSNOX, CSOSG2E, CSSO2G1, MATS
MI	J H Campbell	1710	2	########	6	0	Coal	Cell burner boiler	Dry Sorbent Injection	Low NOx Cell Burner|Selective Catalytic Reduction	Baghouse	Halogenated PAC Sorbent Injection	ARP, CSNOX, CSOSG2E, CSSO2G1, MATS
MI	J H Campbell	1710	2	########	7	0	Coal	Cell burner boiler	Dry Sorbent Injection	Low NOx Cell Burner|Selective Catalytic Reduction	Baghouse	Halogenated PAC Sorbent Injection	ARP, CSNOX, CSOSG2E, CSSO2G1, MATS
MI	J H Campbell	1710	2	########	8	0	Coal	Cell burner boiler	Dry Sorbent Injection	Low NOx Cell Burner|Selective Catalytic Reduction	Baghouse	Halogenated PAC Sorbent Injection	ARP, CSNOX, CSOSG2E, CSSO2G1, MATS
MI	J H Campbell	1710	2	########	9	0	Coal	Cell burner boiler	Dry Sorbent Injection	Low NOx Cell Burner|Selective Catalytic Reduction	Baghouse	Halogenated PAC Sorbent Injection	ARP, CSNOX, CSOSG2E, CSSO2G1, MATS
MI	J H Campbell	1710	2	########	10	0	Coal	Cell burner boiler	Dry Sorbent Injection	Low NOx Cell Burner|Selective Catalytic Reduction	Baghouse	Halogenated PAC Sorbent Injection	ARP, CSNOX, CSOSG2E, CSSO2G1, MATS
MI	J H Campbell	1710	2	########	11	0	Coal	Cell burner boiler	Dry Sorbent Injection	Low NOx Cell Burner|Selective Catalytic Reduction	Baghouse	Halogenated PAC Sorbent Injection	ARP, CSNOX, CSOSG2E, CSSO2G1, MATS
MI	J H Campbell	1710	2	########	12	0	Coal	Cell burner boiler	Dry Sorbent Injection	Low NOx Cell Burner|Selective Catalytic Reduction	Baghouse	Halogenated PAC Sorbent Injection	ARP, CSNOX, CSOSG2E, CSSO2G1, MATS
MI	J H Campbell	1710	2	########	13	0	Coal	Cell burner boiler	Dry Sorbent Injection	Low NOx Cell Burner|Selective Catalytic Reduction	Baghouse	Halogenated PAC Sorbent Injection	ARP, CSNOX, CSOSG2E, CSSO2G1, MATS
MI	J H Campbell	1710	2	########	14	0	Coal	Cell burner boiler	Dry Sorbent Injection	Low NOx Cell Burner|Selective Catalytic Reduction	Baghouse	Halogenated PAC Sorbent Injection	ARP, CSNOX, CSOSG2E, CSSO2G1, MATS
MI	J H Campbell	1710	2	########	15	0	Coal	Cell burner boiler	Dry Sorbent Injection	Low NOx Cell Burner|Selective Catalytic Reduction	Baghouse	Halogenated PAC Sorbent Injection	ARP, CSNOX, CSOSG2E, CSSO2G1, MATS
MI	J H Campbell	1710	2	########	16	0	Coal	Cell burner boiler	Dry Sorbent Injection	Low NOx Cell Burner|Selective Catalytic Reduction	Baghouse	Halogenated PAC Sorbent Injection	ARP, CSNOX, CSOSG2E, CSSO2G1, MATS
MI	J H Campbell	1710	2	########	17	0	Coal	Cell burner boiler	Dry Sorbent Injection	Low NOx Cell Burner|Selective Catalytic Reduction	Baghouse	Halogenated PAC Sorbent Injection	ARP, CSNOX, CSOSG2E, CSSO2G1, MATS
MI	J H Campbell	1710	2	########	18	0	Coal	Cell burner boiler	Dry Sorbent Injection	Low NOx Cell Burner|Selective Catalytic Reduction	Baghouse	Halogenated PAC Sorbent Injection	ARP, CSNOX, CSOSG2E, CSSO2G1, MATS
MI	J H Campbell	1710	2	########	19	0	Coal	Cell burner boiler	Dry Sorbent Injection	Low NOx Cell Burner|Selective Catalytic Reduction	Baghouse	Halogenated PAC Sorbent Injection	ARP, CSNOX, CSOSG2E, CSSO2G1, MATS
MI	J H Campbell	1710	2	########	20	0	Coal	Cell burner boiler	Dry Sorbent Injection	Low NOx Cell Burner|Selective Catalytic Reduction	Baghouse	Halogenated PAC Sorbent Injection	ARP, CSNOX, CSOSG2E, CSSO2G1, MATS
MI	J H Campbell	1710	2	########	21	0	Coal	Cell burner boiler	Dry Sorbent Injection	Low NOx Cell Burner|Selective Catalytic Reduction	Baghouse	Halogenated PAC Sorbent Injection	ARP, CSNOX, CSOSG2E, CSSO2G1, MATS
MI	J H Campbell	1710	2	########	22	0	Coal	Cell burner boiler	Dry Sorbent Injection	Low NOx Cell Burner|Selective Catalytic Reduction	Baghouse	Halogenated PAC Sorbent Injection	ARP, CSNOX, CSOSG2E, CSSO2G1, MATS
MI	J H Campbell	1710	2	########	23	0	Coal	Cell burner boiler	Dry Sorbent Injection	Low NOx Cell Burner|Selective Catalytic Reduction	Baghouse	Halogenated PAC Sorbent Injection	ARP, CSNOX, CSOSG2E, CSSO2G1, MATS
MI	J H Campbell	1710	2	########	0	0	Coal	Cell burner boiler	Dry Sorbent Injection	Low NOx Cell Burner|Selective Catalytic Reduction	Baghouse	Halogenated PAC Sorbent Injection	ARP, CSNOX, CSOSG2E, CSSO2G1, MATS
MI	J H Campbell	1710	2	########	1	0	Coal	Cell burner boiler	Dry Sorbent Injection	Low NOx Cell Burner|Selective Catalytic Reduction	Baghouse	Halogenated PAC Sorbent Injection	ARP, CSNOX, CSOSG2E, CSSO2G1, MATS
MI	J H Campbell	1710	2	########	2	0	Coal	Cell burner boiler	Dry Sorbent Injection	Low NOx Cell Burner|Selective Catalytic Reduction	Baghouse	Halogenated PAC Sorbent Injection	ARP, CSNOX, CSOSG2E, CSSO2G1, MATS
MI	J H Campbell	1710	2	########	3	0	Coal	Cell burner boiler	Dry Sorbent Injection	Low NOx Cell Burner|Selective Catalytic Reduction	Baghouse	Halogenated PAC Sorbent Injection	ARP, CSNOX, CSOSG2E, CSSO2G1, MATS
MI	J H Campbell	1710	2	########	4	0	Coal	Cell burner boiler	Dry Sorbent Injection	Low NOx Cell Burner|Selective Catalytic Reduction	Baghouse	Halogenated PAC Sorbent Injection	ARP, CSNOX, CSOSG2E, CSSO2G1, MATS
MI	J H Campbell	1710	2	########	5	0	Coal	Cell burner boiler	Dry Sorbent Injection	Low NOx Cell Burner|Selective Catalytic Reduction	Baghouse	Halogenated PAC Sorbent Injection	ARP, CSNOX, CSOSG2E, CSSO2G1, MATS
MI	J H Campbell	1710	2	########	6	0	Coal	Cell burner boiler	Dry Sorbent Injection	Low NOx Cell Burner|Selective Catalytic Reduction	Baghouse	Halogenated PAC Sorbent Injection	ARP, CSNOX, CSOSG2E, CSSO2G1, MATS
MI	J H Campbell	1710	2	########	7	0	Coal	Cell burner boiler	Dry Sorbent Injection	Low NOx Cell Burner|Selective Catalytic Reduction	Baghouse	Halogenated PAC Sorbent Injection	ARP, CSNOX, CSOSG2E, CSSO2G1, MATS
MI	J H Campbell	1710	2	########	8	0	Coal	Cell burner boiler	Dry Sorbent Injection	Low NOx Cell Burner|Selective Catalytic Reduction	Baghouse	Halogenated PAC Sorbent Injection	ARP, CSNOX, CSOSG2E, CSSO2G1, MATS
MI	J H Campbell	1710	2	########	9	0	Coal	Cell burner boiler	Dry Sorbent Injection	Low NOx Cell Burner|Selective Catalytic Reduction	Baghouse	Halogenated PAC Sorbent Injection	ARP, CSNOX, CSOSG2E, CSSO2G1, MATS
MI	J H Campbell	1710	2	########	10	0	Coal	Cell burner boiler	Dry Sorbent Injection	Low NOx Cell Burner|Selective Catalytic Reduction	Baghouse	Halogenated PAC Sorbent Injection	ARP, CSNOX, CSOSG2E, CSSO2G1, MATS
MI	J H Campbell	1710	2	########	11	0	Coal	Cell burner boiler	Dry Sorbent Injection	Low NOx Cell Burner|Selective Catalytic Reduction	Baghouse	Halogenated PAC Sorbent Injection	ARP, CSNOX, CSOSG2E, CSSO2G1, MATS
MI	J H Campbell	1710	2	########	12	0	Coal	Cell burner boiler	Dry Sorbent Injection	Low NOx Cell Burner|Selective Catalytic Reduction	Baghouse	Halogenated PAC Sorbent Injection	ARP, CSNOX, CSOSG2E, CSSO2G1, MATS
MI	J H Campbell	1710	2	########	13	0	Coal	Cell burner boiler	Dry Sorbent Injection	Low NOx Cell Burner|Selective Catalytic Reduction	Baghouse	Halogenated PAC Sorbent Injection	ARP, CSNOX, CSOSG2E, CSSO2G1, MATS
MI	J H Campbell	1710	2	########	14	0	Coal	Cell burner boiler	Dry Sorbent Injection	Low NOx Cell Burner|Selective Catalytic Reduction	Baghouse	Halogenated PAC Sorbent Injection	ARP, CSNOX, CSOSG2E, CSSO2G1, MATS

MI	J H Campbell	1710	2	########	15	0	Coal	Cell burner boiler	Dry Sorbent Injection	Low NOx Cell Burner|Selective Catalytic Reduction	Baghouse	Halogenated PAC Sorbent Injection	ARP, CSNOX, CSOSG2E, CSSO2G1, MATS
MI	J H Campbell	1710	2	########	16	0	Coal	Cell burner boiler	Dry Sorbent Injection	Low NOx Cell Burner|Selective Catalytic Reduction	Baghouse	Halogenated PAC Sorbent Injection	ARP, CSNOX, CSOSG2E, CSSO2G1, MATS
MI	J H Campbell	1710	2	########	17	0	Coal	Cell burner boiler	Dry Sorbent Injection	Low NOx Cell Burner|Selective Catalytic Reduction	Baghouse	Halogenated PAC Sorbent Injection	ARP, CSNOX, CSOSG2E, CSSO2G1, MATS
MI	J H Campbell	1710	2	########	18	0	Coal	Cell burner boiler	Dry Sorbent Injection	Low NOx Cell Burner|Selective Catalytic Reduction	Baghouse	Halogenated PAC Sorbent Injection	ARP, CSNOX, CSOSG2E, CSSO2G1, MATS
MI	J H Campbell	1710	2	########	19	0	Coal	Cell burner boiler	Dry Sorbent Injection	Low NOx Cell Burner|Selective Catalytic Reduction	Baghouse	Halogenated PAC Sorbent Injection	ARP, CSNOX, CSOSG2E, CSSO2G1, MATS
MI	J H Campbell	1710	2	########	20	0	Coal	Cell burner boiler	Dry Sorbent Injection	Low NOx Cell Burner|Selective Catalytic Reduction	Baghouse	Halogenated PAC Sorbent Injection	ARP, CSNOX, CSOSG2E, CSSO2G1, MATS
MI	J H Campbell	1710	2	########	21	0	Coal	Cell burner boiler	Dry Sorbent Injection	Low NOx Cell Burner|Selective Catalytic Reduction	Baghouse	Halogenated PAC Sorbent Injection	ARP, CSNOX, CSOSG2E, CSSO2G1, MATS
MI	J H Campbell	1710	2	########	22	0	Coal	Cell burner boiler	Dry Sorbent Injection	Low NOx Cell Burner|Selective Catalytic Reduction	Baghouse	Halogenated PAC Sorbent Injection	ARP, CSNOX, CSOSG2E, CSSO2G1, MATS
MI	J H Campbell	1710	2	########	23	0	Coal	Cell burner boiler	Dry Sorbent Injection	Low NOx Cell Burner|Selective Catalytic Reduction	Baghouse	Halogenated PAC Sorbent Injection	ARP, CSNOX, CSOSG2E, CSSO2G1, MATS
MI	J H Campbell	1710	2	########	0	0	Coal	Cell burner boiler	Dry Sorbent Injection	Low NOx Cell Burner|Selective Catalytic Reduction	Baghouse	Halogenated PAC Sorbent Injection	ARP, CSNOX, CSOSG2E, CSSO2G1, MATS
MI	J H Campbell	1710	2	########	1	0	Coal	Cell burner boiler	Dry Sorbent Injection	Low NOx Cell Burner|Selective Catalytic Reduction	Baghouse	Halogenated PAC Sorbent Injection	ARP, CSNOX, CSOSG2E, CSSO2G1, MATS
MI	J H Campbell	1710	2	########	2	0	Coal	Cell burner boiler	Dry Sorbent Injection	Low NOx Cell Burner|Selective Catalytic Reduction	Baghouse	Halogenated PAC Sorbent Injection	ARP, CSNOX, CSOSG2E, CSSO2G1, MATS
MI	J H Campbell	1710	2	########	3	0	Coal	Cell burner boiler	Dry Sorbent Injection	Low NOx Cell Burner|Selective Catalytic Reduction	Baghouse	Halogenated PAC Sorbent Injection	ARP, CSNOX, CSOSG2E, CSSO2G1, MATS
MI	J H Campbell	1710	2	########	4	0	Coal	Cell burner boiler	Dry Sorbent Injection	Low NOx Cell Burner|Selective Catalytic Reduction	Baghouse	Halogenated PAC Sorbent Injection	ARP, CSNOX, CSOSG2E, CSSO2G1, MATS
MI	J H Campbell	1710	2	########	5	0	Coal	Cell burner boiler	Dry Sorbent Injection	Low NOx Cell Burner|Selective Catalytic Reduction	Baghouse	Halogenated PAC Sorbent Injection	ARP, CSNOX, CSOSG2E, CSSO2G1, MATS
MI	J H Campbell	1710	2	########	6	0	Coal	Cell burner boiler	Dry Sorbent Injection	Low NOx Cell Burner|Selective Catalytic Reduction	Baghouse	Halogenated PAC Sorbent Injection	ARP, CSNOX, CSOSG2E, CSSO2G1, MATS
MI	J H Campbell	1710	2	########	7	0	Coal	Cell burner boiler	Dry Sorbent Injection	Low NOx Cell Burner|Selective Catalytic Reduction	Baghouse	Halogenated PAC Sorbent Injection	ARP, CSNOX, CSOSG2E, CSSO2G1, MATS
MI	J H Campbell	1710	2	########	8	0	Coal	Cell burner boiler	Dry Sorbent Injection	Low NOx Cell Burner|Selective Catalytic Reduction	Baghouse	Halogenated PAC Sorbent Injection	ARP, CSNOX, CSOSG2E, CSSO2G1, MATS
MI	J H Campbell	1710	2	########	9	0	Coal	Cell burner boiler	Dry Sorbent Injection	Low NOx Cell Burner|Selective Catalytic Reduction	Baghouse	Halogenated PAC Sorbent Injection	ARP, CSNOX, CSOSG2E, CSSO2G1, MATS
MI	J H Campbell	1710	2	########	10	0	Coal	Cell burner boiler	Dry Sorbent Injection	Low NOx Cell Burner|Selective Catalytic Reduction	Baghouse	Halogenated PAC Sorbent Injection	ARP, CSNOX, CSOSG2E, CSSO2G1, MATS
MI	J H Campbell	1710	2	########	11	0	Coal	Cell burner boiler	Dry Sorbent Injection	Low NOx Cell Burner|Selective Catalytic Reduction	Baghouse	Halogenated PAC Sorbent Injection	ARP, CSNOX, CSOSG2E, CSSO2G1, MATS
MI	J H Campbell	1710	2	########	12	0	Coal	Cell burner boiler	Dry Sorbent Injection	Low NOx Cell Burner|Selective Catalytic Reduction	Baghouse	Halogenated PAC Sorbent Injection	ARP, CSNOX, CSOSG2E, CSSO2G1, MATS
MI	J H Campbell	1710	2	########	13	0	Coal	Cell burner boiler	Dry Sorbent Injection	Low NOx Cell Burner|Selective Catalytic Reduction	Baghouse	Halogenated PAC Sorbent Injection	ARP, CSNOX, CSOSG2E, CSSO2G1, MATS
MI	J H Campbell	1710	2	########	14	0	Coal	Cell burner boiler	Dry Sorbent Injection	Low NOx Cell Burner|Selective Catalytic Reduction	Baghouse	Halogenated PAC Sorbent Injection	ARP, CSNOX, CSOSG2E, CSSO2G1, MATS
MI	J H Campbell	1710	2	########	15	0	Coal	Cell burner boiler	Dry Sorbent Injection	Low NOx Cell Burner|Selective Catalytic Reduction	Baghouse	Halogenated PAC Sorbent Injection	ARP, CSNOX, CSOSG2E, CSSO2G1, MATS
MI	J H Campbell	1710	2	########	16	0	Coal	Cell burner boiler	Dry Sorbent Injection	Low NOx Cell Burner|Selective Catalytic Reduction	Baghouse	Halogenated PAC Sorbent Injection	ARP, CSNOX, CSOSG2E, CSSO2G1, MATS
MI	J H Campbell	1710	2	########	17	0	Coal	Cell burner boiler	Dry Sorbent Injection	Low NOx Cell Burner|Selective Catalytic Reduction	Baghouse	Halogenated PAC Sorbent Injection	ARP, CSNOX, CSOSG2E, CSSO2G1, MATS
MI	J H Campbell	1710	2	########	18	0	Coal	Cell burner boiler	Dry Sorbent Injection	Low NOx Cell Burner|Selective Catalytic Reduction	Baghouse	Halogenated PAC Sorbent Injection	ARP, CSNOX, CSOSG2E, CSSO2G1, MATS
MI	J H Campbell	1710	2	########	19	0	Coal	Cell burner boiler	Dry Sorbent Injection	Low NOx Cell Burner|Selective Catalytic Reduction	Baghouse	Halogenated PAC Sorbent Injection	ARP, CSNOX, CSOSG2E, CSSO2G1, MATS
MI	J H Campbell	1710	2	########	20	0	Coal	Cell burner boiler	Dry Sorbent Injection	Low NOx Cell Burner|Selective Catalytic Reduction	Baghouse	Halogenated PAC Sorbent Injection	ARP, CSNOX, CSOSG2E, CSSO2G1, MATS
MI	J H Campbell	1710	2	########	21	0	Coal	Cell burner boiler	Dry Sorbent Injection	Low NOx Cell Burner|Selective Catalytic Reduction	Baghouse	Halogenated PAC Sorbent Injection	ARP, CSNOX, CSOSG2E, CSSO2G1, MATS
MI	J H Campbell	1710	2	########	22	0	Coal	Cell burner boiler	Dry Sorbent Injection	Low NOx Cell Burner|Selective Catalytic Reduction	Baghouse	Halogenated PAC Sorbent Injection	ARP, CSNOX, CSOSG2E, CSSO2G1, MATS
MI	J H Campbell	1710	2	########	23	0	Coal	Cell burner boiler	Dry Sorbent Injection	Low NOx Cell Burner|Selective Catalytic Reduction	Baghouse	Halogenated PAC Sorbent Injection	ARP, CSNOX, CSOSG2E, CSSO2G1, MATS
MI	J H Campbell	1710	2	########	0	0	Coal	Cell burner boiler	Dry Sorbent Injection	Low NOx Cell Burner|Selective Catalytic Reduction	Baghouse	Halogenated PAC Sorbent Injection	ARP, CSNOX, CSOSG2E, CSSO2G1, MATS
MI	J H Campbell	1710	2	########	1	0	Coal	Cell burner boiler	Dry Sorbent Injection	Low NOx Cell Burner|Selective Catalytic Reduction	Baghouse	Halogenated PAC Sorbent Injection	ARP, CSNOX, CSOSG2E, CSSO2G1, MATS
MI	J H Campbell	1710	2	########	2	0	Coal	Cell burner boiler	Dry Sorbent Injection	Low NOx Cell Burner|Selective Catalytic Reduction	Baghouse	Halogenated PAC Sorbent Injection	ARP, CSNOX, CSOSG2E, CSSO2G1, MATS
MI	J H Campbell	1710	2	########	3	0	Coal	Cell burner boiler	Dry Sorbent Injection	Low NOx Cell Burner|Selective Catalytic Reduction	Baghouse	Halogenated PAC Sorbent Injection	ARP, CSNOX, CSOSG2E, CSSO2G1, MATS
MI	J H Campbell	1710	2	########	4	0	Coal	Cell burner boiler	Dry Sorbent Injection	Low NOx Cell Burner|Selective Catalytic Reduction	Baghouse	Halogenated PAC Sorbent Injection	ARP, CSNOX, CSOSG2E, CSSO2G1, MATS
MI	J H Campbell	1710	2	########	5	0	Coal	Cell burner boiler	Dry Sorbent Injection	Low NOx Cell Burner|Selective Catalytic Reduction	Baghouse	Halogenated PAC Sorbent Injection	ARP, CSNOX, CSOSG2E, CSSO2G1, MATS
MI	J H Campbell	1710	2	########	6	0	Coal	Cell burner boiler	Dry Sorbent Injection	Low NOx Cell Burner|Selective Catalytic Reduction	Baghouse	Halogenated PAC Sorbent Injection	ARP, CSNOX, CSOSG2E, CSSO2G1, MATS
MI	J H Campbell	1710	2	########	7	0	Coal	Cell burner boiler	Dry Sorbent Injection	Low NOx Cell Burner|Selective Catalytic Reduction	Baghouse	Halogenated PAC Sorbent Injection	ARP, CSNOX, CSOSG2E, CSSO2G1, MATS
MI	J H Campbell	1710	2	########	8	0	Coal	Cell burner boiler	Dry Sorbent Injection	Low NOx Cell Burner|Selective Catalytic Reduction	Baghouse	Halogenated PAC Sorbent Injection	ARP, CSNOX, CSOSG2E, CSSO2G1, MATS
MI	J H Campbell	1710	2	########	9	0	Coal	Cell burner boiler	Dry Sorbent Injection	Low NOx Cell Burner|Selective Catalytic Reduction	Baghouse	Halogenated PAC Sorbent Injection	ARP, CSNOX, CSOSG2E, CSSO2G1, MATS
MI	J H Campbell	1710	2	########	10	0	Coal	Cell burner boiler	Dry Sorbent Injection	Low NOx Cell Burner|Selective Catalytic Reduction	Baghouse	Halogenated PAC Sorbent Injection	ARP, CSNOX, CSOSG2E, CSSO2G1, MATS
MI	J H Campbell	1710	2	########	11	0	Coal	Cell burner boiler	Dry Sorbent Injection	Low NOx Cell Burner|Selective Catalytic Reduction	Baghouse	Halogenated PAC Sorbent Injection	ARP, CSNOX, CSOSG2E, CSSO2G1, MATS
MI	J H Campbell	1710	2	########	12	0	Coal	Cell burner boiler	Dry Sorbent Injection	Low NOx Cell Burner|Selective Catalytic Reduction	Baghouse	Halogenated PAC Sorbent Injection	ARP, CSNOX, CSOSG2E, CSSO2G1, MATS
MI	J H Campbell	1710	2	########	13	0	Coal	Cell burner boiler	Dry Sorbent Injection	Low NOx Cell Burner|Selective Catalytic Reduction	Baghouse	Halogenated PAC Sorbent Injection	ARP, CSNOX, CSOSG2E, CSSO2G1, MATS
MI	J H Campbell	1710	2	########	14	0	Coal	Cell burner boiler	Dry Sorbent Injection	Low NOx Cell Burner|Selective Catalytic Reduction	Baghouse	Halogenated PAC Sorbent Injection	ARP, CSNOX, CSOSG2E, CSSO2G1, MATS
MI	J H Campbell	1710	2	########	15	0	Coal	Cell burner boiler	Dry Sorbent Injection	Low NOx Cell Burner|Selective Catalytic Reduction	Baghouse	Halogenated PAC Sorbent Injection	ARP, CSNOX, CSOSG2E, CSSO2G1, MATS
MI	J H Campbell	1710	2	########	16	0	Coal	Cell burner boiler	Dry Sorbent Injection	Low NOx Cell Burner|Selective Catalytic Reduction	Baghouse	Halogenated PAC Sorbent Injection	ARP, CSNOX, CSOSG2E, CSSO2G1, MATS
MI	J H Campbell	1710	2	########	17	0	Coal	Cell burner boiler	Dry Sorbent Injection	Low NOx Cell Burner|Selective Catalytic Reduction	Baghouse	Halogenated PAC Sorbent Injection	ARP, CSNOX, CSOSG2E, CSSO2G1, MATS
MI	J H Campbell	1710	2	########	18	0	Coal	Cell burner boiler	Dry Sorbent Injection	Low NOx Cell Burner|Selective Catalytic Reduction	Baghouse	Halogenated PAC Sorbent Injection	ARP, CSNOX, CSOSG2E, CSSO2G1, MATS
MI	J H Campbell	1710	2	########	19	0	Coal	Cell burner boiler	Dry Sorbent Injection	Low NOx Cell Burner|Selective Catalytic Reduction	Baghouse	Halogenated PAC Sorbent Injection	ARP, CSNOX, CSOSG2E, CSSO2G1, MATS
MI	J H Campbell	1710	2	########	20	0	Coal	Cell burner boiler	Dry Sorbent Injection	Low NOx Cell Burner|Selective Catalytic Reduction	Baghouse	Halogenated PAC Sorbent Injection	ARP, CSNOX, CSOSG2E, CSSO2G1, MATS
MI	J H Campbell	1710	2	########	21	0	Coal	Cell burner boiler	Dry Sorbent Injection	Low NOx Cell Burner|Selective Catalytic Reduction	Baghouse	Halogenated PAC Sorbent Injection	ARP, CSNOX, CSOSG2E, CSSO2G1, MATS
MI	J H Campbell	1710	2	########	22	0	Coal	Cell burner boiler	Dry Sorbent Injection	Low NOx Cell Burner|Selective Catalytic Reduction	Baghouse	Halogenated PAC Sorbent Injection	ARP, CSNOX, CSOSG2E, CSSO2G1, MATS
MI	J H Campbell	1710	2	########	23	0	Coal	Cell burner boiler	Dry Sorbent Injection	Low NOx Cell Burner|Selective Catalytic Reduction	Baghouse	Halogenated PAC Sorbent Injection	ARP, CSNOX, CSOSG2E, CSSO2G1, MATS
MI	J H Campbell	1710	2	########	0	0	Coal	Cell burner boiler	Dry Sorbent Injection	Low NOx Cell Burner|Selective Catalytic Reduction	Baghouse	Halogenated PAC Sorbent Injection	ARP, CSNOX, CSOSG2E, CSSO2G1, MATS
MI	J H Campbell	1710	2	########	1	0	Coal	Cell burner boiler	Dry Sorbent Injection	Low NOx Cell Burner|Selective Catalytic Reduction	Baghouse	Halogenated PAC Sorbent Injection	ARP, CSNOX, CSOSG2E, CSSO2G1, MATS
MI	J H Campbell	1710	2	########	2	0	Coal	Cell burner boiler	Dry Sorbent Injection	Low NOx Cell Burner|Selective Catalytic Reduction	Baghouse	Halogenated PAC Sorbent Injection	ARP, CSNOX, CSOSG2E, CSSO2G1, MATS
MI	J H Campbell	1710	2	########	3	0	Coal	Cell burner boiler	Dry Sorbent Injection	Low NOx Cell Burner|Selective Catalytic Reduction	Baghouse	Halogenated PAC Sorbent Injection	ARP, CSNOX, CSOSG2E, CSSO2G1, MATS
MI	J H Campbell	1710	2	########	4	0	Coal	Cell burner boiler	Dry Sorbent Injection	Low NOx Cell Burner|Selective Catalytic Reduction	Baghouse	Halogenated PAC Sorbent Injection	ARP, CSNOX, CSOSG2E, CSSO2G1, MATS
MI	J H Campbell	1710	2	########	5	0	Coal	Cell burner boiler	Dry Sorbent Injection	Low NOx Cell Burner|Selective Catalytic Reduction	Baghouse	Halogenated PAC Sorbent Injection	ARP, CSNOX, CSOSG2E, CSSO2G1, MATS
MI	J H Campbell	1710	2	########	6	0	Coal	Cell burner boiler	Dry Sorbent Injection	Low NOx Cell Burner|Selective Catalytic Reduction	Baghouse	Halogenated PAC Sorbent Injection	ARP, CSNOX, CSOSG2E, CSSO2G1, MATS
MI	J H Campbell	1710	2	########	7	0	Coal	Cell burner boiler	Dry Sorbent Injection	Low NOx Cell Burner|Selective Catalytic Reduction	Baghouse	Halogenated PAC Sorbent Injection	ARP, CSNOX, CSOSG2E, CSSO2G1, MATS
MI	J H Campbell	1710	2	########	8	0	Coal	Cell burner boiler	Dry Sorbent Injection	Low NOx Cell Burner|Selective Catalytic Reduction	Baghouse	Halogenated PAC Sorbent Injection	ARP, CSNOX, CSOSG2E, CSSO2G1, MATS
MI	J H Campbell	1710	2	########	9	0	Coal	Cell burner boiler	Dry Sorbent Injection	Low NOx Cell Burner|Selective Catalytic Reduction	Baghouse	Halogenated PAC Sorbent Injection	ARP, CSNOX, CSOSG2E, CSSO2G1, MATS
MI	J H Campbell	1710	2	########	10	0	Coal	Cell burner boiler	Dry Sorbent Injection	Low NOx Cell Burner|Selective Catalytic Reduction	Baghouse	Halogenated PAC Sorbent Injection	ARP, CSNOX, CSOSG2E, CSSO2G1, MATS
MI	J H Campbell	1710	2	########	11	0	Coal	Cell burner boiler	Dry Sorbent Injection	Low NOx Cell Burner|Selective Catalytic Reduction	Baghouse	Halogenated PAC Sorbent Injection	ARP, CSNOX, CSOSG2E, CSSO2G1, MATS
MI	J H Campbell	1710	2	########	12	0	Coal	Cell burner boiler	Dry Sorbent Injection	Low NOx Cell Burner|Selective Catalytic Reduction	Baghouse	Halogenated PAC Sorbent Injection	ARP, CSNOX, CSOSG2E, CSSO2G1, MATS
MI	J H Campbell	1710	2	########	13	0	Coal	Cell burner boiler	Dry Sorbent Injection	Low NOx Cell Burner|Selective Catalytic Reduction	Baghouse	Halogenated PAC Sorbent Injection	ARP, CSNOX, CSOSG2E, CSSO2G1, MATS

MI	J H Campbell	1710	2	########	14	0	Coal	Cell burner boiler	Dry Sorbent Injection	Low NOx Cell Burner|Selective Catalytic Reduction	Baghouse	Halogenated PAC Sorbent Injection	ARP, CSNOX, CSOSG2E, CSSO2G1, MATS
MI	J H Campbell	1710	2	########	15	0	Coal	Cell burner boiler	Dry Sorbent Injection	Low NOx Cell Burner|Selective Catalytic Reduction	Baghouse	Halogenated PAC Sorbent Injection	ARP, CSNOX, CSOSG2E, CSSO2G1, MATS
MI	J H Campbell	1710	2	########	16	0	Coal	Cell burner boiler	Dry Sorbent Injection	Low NOx Cell Burner|Selective Catalytic Reduction	Baghouse	Halogenated PAC Sorbent Injection	ARP, CSNOX, CSOSG2E, CSSO2G1, MATS
MI	J H Campbell	1710	2	########	17	0	Coal	Cell burner boiler	Dry Sorbent Injection	Low NOx Cell Burner|Selective Catalytic Reduction	Baghouse	Halogenated PAC Sorbent Injection	ARP, CSNOX, CSOSG2E, CSSO2G1, MATS
MI	J H Campbell	1710	2	########	18	0	Coal	Cell burner boiler	Dry Sorbent Injection	Low NOx Cell Burner|Selective Catalytic Reduction	Baghouse	Halogenated PAC Sorbent Injection	ARP, CSNOX, CSOSG2E, CSSO2G1, MATS
MI	J H Campbell	1710	2	########	19	0	Coal	Cell burner boiler	Dry Sorbent Injection	Low NOx Cell Burner|Selective Catalytic Reduction	Baghouse	Halogenated PAC Sorbent Injection	ARP, CSNOX, CSOSG2E, CSSO2G1, MATS
MI	J H Campbell	1710	2	########	20	0	Coal	Cell burner boiler	Dry Sorbent Injection	Low NOx Cell Burner|Selective Catalytic Reduction	Baghouse	Halogenated PAC Sorbent Injection	ARP, CSNOX, CSOSG2E, CSSO2G1, MATS
MI	J H Campbell	1710	2	########	21	0	Coal	Cell burner boiler	Dry Sorbent Injection	Low NOx Cell Burner|Selective Catalytic Reduction	Baghouse	Halogenated PAC Sorbent Injection	ARP, CSNOX, CSOSG2E, CSSO2G1, MATS
MI	J H Campbell	1710	2	########	22	0	Coal	Cell burner boiler	Dry Sorbent Injection	Low NOx Cell Burner|Selective Catalytic Reduction	Baghouse	Halogenated PAC Sorbent Injection	ARP, CSNOX, CSOSG2E, CSSO2G1, MATS
MI	J H Campbell	1710	2	########	23	0	Coal	Cell burner boiler	Dry Sorbent Injection	Low NOx Cell Burner|Selective Catalytic Reduction	Baghouse	Halogenated PAC Sorbent Injection	ARP, CSNOX, CSOSG2E, CSSO2G1, MATS
MI	J H Campbell	1710	2	########	0	0	Coal	Cell burner boiler	Dry Sorbent Injection	Low NOx Cell Burner|Selective Catalytic Reduction	Baghouse	Halogenated PAC Sorbent Injection	ARP, CSNOX, CSOSG2E, CSSO2G1, MATS
MI	J H Campbell	1710	2	########	1	0	Coal	Cell burner boiler	Dry Sorbent Injection	Low NOx Cell Burner|Selective Catalytic Reduction	Baghouse	Halogenated PAC Sorbent Injection	ARP, CSNOX, CSOSG2E, CSSO2G1, MATS
MI	J H Campbell	1710	2	########	2	0	Coal	Cell burner boiler	Dry Sorbent Injection	Low NOx Cell Burner|Selective Catalytic Reduction	Baghouse	Halogenated PAC Sorbent Injection	ARP, CSNOX, CSOSG2E, CSSO2G1, MATS
MI	J H Campbell	1710	2	########	3	0	Coal	Cell burner boiler	Dry Sorbent Injection	Low NOx Cell Burner|Selective Catalytic Reduction	Baghouse	Halogenated PAC Sorbent Injection	ARP, CSNOX, CSOSG2E, CSSO2G1, MATS
MI	J H Campbell	1710	2	########	4	0	Coal	Cell burner boiler	Dry Sorbent Injection	Low NOx Cell Burner|Selective Catalytic Reduction	Baghouse	Halogenated PAC Sorbent Injection	ARP, CSNOX, CSOSG2E, CSSO2G1, MATS
MI	J H Campbell	1710	2	########	5	0	Coal	Cell burner boiler	Dry Sorbent Injection	Low NOx Cell Burner|Selective Catalytic Reduction	Baghouse	Halogenated PAC Sorbent Injection	ARP, CSNOX, CSOSG2E, CSSO2G1, MATS
MI	J H Campbell	1710	2	########	6	0	Coal	Cell burner boiler	Dry Sorbent Injection	Low NOx Cell Burner|Selective Catalytic Reduction	Baghouse	Halogenated PAC Sorbent Injection	ARP, CSNOX, CSOSG2E, CSSO2G1, MATS
MI	J H Campbell	1710	2	########	7	0	Coal	Cell burner boiler	Dry Sorbent Injection	Low NOx Cell Burner|Selective Catalytic Reduction	Baghouse	Halogenated PAC Sorbent Injection	ARP, CSNOX, CSOSG2E, CSSO2G1, MATS
MI	J H Campbell	1710	2	########	8	0	Coal	Cell burner boiler	Dry Sorbent Injection	Low NOx Cell Burner|Selective Catalytic Reduction	Baghouse	Halogenated PAC Sorbent Injection	ARP, CSNOX, CSOSG2E, CSSO2G1, MATS
MI	J H Campbell	1710	2	########	9	0	Coal	Cell burner boiler	Dry Sorbent Injection	Low NOx Cell Burner|Selective Catalytic Reduction	Baghouse	Halogenated PAC Sorbent Injection	ARP, CSNOX, CSOSG2E, CSSO2G1, MATS
MI	J H Campbell	1710	2	########	10	0	Coal	Cell burner boiler	Dry Sorbent Injection	Low NOx Cell Burner|Selective Catalytic Reduction	Baghouse	Halogenated PAC Sorbent Injection	ARP, CSNOX, CSOSG2E, CSSO2G1, MATS
MI	J H Campbell	1710	2	########	11	0	Coal	Cell burner boiler	Dry Sorbent Injection	Low NOx Cell Burner|Selective Catalytic Reduction	Baghouse	Halogenated PAC Sorbent Injection	ARP, CSNOX, CSOSG2E, CSSO2G1, MATS
MI	J H Campbell	1710	2	########	12	0	Coal	Cell burner boiler	Dry Sorbent Injection	Low NOx Cell Burner|Selective Catalytic Reduction	Baghouse	Halogenated PAC Sorbent Injection	ARP, CSNOX, CSOSG2E, CSSO2G1, MATS
MI	J H Campbell	1710	2	########	13	0	Coal	Cell burner boiler	Dry Sorbent Injection	Low NOx Cell Burner|Selective Catalytic Reduction	Baghouse	Halogenated PAC Sorbent Injection	ARP, CSNOX, CSOSG2E, CSSO2G1, MATS
MI	J H Campbell	1710	2	########	14	0	Coal	Cell burner boiler	Dry Sorbent Injection	Low NOx Cell Burner|Selective Catalytic Reduction	Baghouse	Halogenated PAC Sorbent Injection	ARP, CSNOX, CSOSG2E, CSSO2G1, MATS
MI	J H Campbell	1710	2	########	15	0	Coal	Cell burner boiler	Dry Sorbent Injection	Low NOx Cell Burner|Selective Catalytic Reduction	Baghouse	Halogenated PAC Sorbent Injection	ARP, CSNOX, CSOSG2E, CSSO2G1, MATS
MI	J H Campbell	1710	2	########	16	0	Coal	Cell burner boiler	Dry Sorbent Injection	Low NOx Cell Burner|Selective Catalytic Reduction	Baghouse	Halogenated PAC Sorbent Injection	ARP, CSNOX, CSOSG2E, CSSO2G1, MATS
MI	J H Campbell	1710	2	########	17	0	Coal	Cell burner boiler	Dry Sorbent Injection	Low NOx Cell Burner|Selective Catalytic Reduction	Baghouse	Halogenated PAC Sorbent Injection	ARP, CSNOX, CSOSG2E, CSSO2G1, MATS
MI	J H Campbell	1710	2	########	18	0	Coal	Cell burner boiler	Dry Sorbent Injection	Low NOx Cell Burner|Selective Catalytic Reduction	Baghouse	Halogenated PAC Sorbent Injection	ARP, CSNOX, CSOSG2E, CSSO2G1, MATS
MI	J H Campbell	1710	2	########	19	0	Coal	Cell burner boiler	Dry Sorbent Injection	Low NOx Cell Burner|Selective Catalytic Reduction	Baghouse	Halogenated PAC Sorbent Injection	ARP, CSNOX, CSOSG2E, CSSO2G1, MATS
MI	J H Campbell	1710	2	########	20	0	Coal	Cell burner boiler	Dry Sorbent Injection	Low NOx Cell Burner|Selective Catalytic Reduction	Baghouse	Halogenated PAC Sorbent Injection	ARP, CSNOX, CSOSG2E, CSSO2G1, MATS
MI	J H Campbell	1710	2	########	21	0	Coal	Cell burner boiler	Dry Sorbent Injection	Low NOx Cell Burner|Selective Catalytic Reduction	Baghouse	Halogenated PAC Sorbent Injection	ARP, CSNOX, CSOSG2E, CSSO2G1, MATS
MI	J H Campbell	1710	2	########	22	0	Coal	Cell burner boiler	Dry Sorbent Injection	Low NOx Cell Burner|Selective Catalytic Reduction	Baghouse	Halogenated PAC Sorbent Injection	ARP, CSNOX, CSOSG2E, CSSO2G1, MATS
MI	J H Campbell	1710	2	########	23	0	Coal	Cell burner boiler	Dry Sorbent Injection	Low NOx Cell Burner|Selective Catalytic Reduction	Baghouse	Halogenated PAC Sorbent Injection	ARP, CSNOX, CSOSG2E, CSSO2G1, MATS
MI	J H Campbell	1710	2	########	0	0	Coal	Cell burner boiler	Dry Sorbent Injection	Low NOx Cell Burner|Selective Catalytic Reduction	Baghouse	Halogenated PAC Sorbent Injection	ARP, CSNOX, CSOSG2E, CSSO2G1, MATS
MI	J H Campbell	1710	2	########	1	0	Coal	Cell burner boiler	Dry Sorbent Injection	Low NOx Cell Burner|Selective Catalytic Reduction	Baghouse	Halogenated PAC Sorbent Injection	ARP, CSNOX, CSOSG2E, CSSO2G1, MATS
MI	J H Campbell	1710	2	########	2	0	Coal	Cell burner boiler	Dry Sorbent Injection	Low NOx Cell Burner|Selective Catalytic Reduction	Baghouse	Halogenated PAC Sorbent Injection	ARP, CSNOX, CSOSG2E, CSSO2G1, MATS
MI	J H Campbell	1710	2	########	3	0	Coal	Cell burner boiler	Dry Sorbent Injection	Low NOx Cell Burner|Selective Catalytic Reduction	Baghouse	Halogenated PAC Sorbent Injection	ARP, CSNOX, CSOSG2E, CSSO2G1, MATS
MI	J H Campbell	1710	2	########	4	0	Coal	Cell burner boiler	Dry Sorbent Injection	Low NOx Cell Burner|Selective Catalytic Reduction	Baghouse	Halogenated PAC Sorbent Injection	ARP, CSNOX, CSOSG2E, CSSO2G1, MATS
MI	J H Campbell	1710	2	########	5	0	Coal	Cell burner boiler	Dry Sorbent Injection	Low NOx Cell Burner|Selective Catalytic Reduction	Baghouse	Halogenated PAC Sorbent Injection	ARP, CSNOX, CSOSG2E, CSSO2G1, MATS
MI	J H Campbell	1710	2	########	6	0	Coal	Cell burner boiler	Dry Sorbent Injection	Low NOx Cell Burner|Selective Catalytic Reduction	Baghouse	Halogenated PAC Sorbent Injection	ARP, CSNOX, CSOSG2E, CSSO2G1, MATS
MI	J H Campbell	1710	2	########	7	0	Coal	Cell burner boiler	Dry Sorbent Injection	Low NOx Cell Burner|Selective Catalytic Reduction	Baghouse	Halogenated PAC Sorbent Injection	ARP, CSNOX, CSOSG2E, CSSO2G1, MATS
MI	J H Campbell	1710	2	########	8	0	Coal	Cell burner boiler	Dry Sorbent Injection	Low NOx Cell Burner|Selective Catalytic Reduction	Baghouse	Halogenated PAC Sorbent Injection	ARP, CSNOX, CSOSG2E, CSSO2G1, MATS
MI	J H Campbell	1710	2	########	9	0	Coal	Cell burner boiler	Dry Sorbent Injection	Low NOx Cell Burner|Selective Catalytic Reduction	Baghouse	Halogenated PAC Sorbent Injection	ARP, CSNOX, CSOSG2E, CSSO2G1, MATS
MI	J H Campbell	1710	2	########	10	0	Coal	Cell burner boiler	Dry Sorbent Injection	Low NOx Cell Burner|Selective Catalytic Reduction	Baghouse	Halogenated PAC Sorbent Injection	ARP, CSNOX, CSOSG2E, CSSO2G1, MATS
MI	J H Campbell	1710	2	########	11	0	Coal	Cell burner boiler	Dry Sorbent Injection	Low NOx Cell Burner|Selective Catalytic Reduction	Baghouse	Halogenated PAC Sorbent Injection	ARP, CSNOX, CSOSG2E, CSSO2G1, MATS
MI	J H Campbell	1710	2	########	12	0	Coal	Cell burner boiler	Dry Sorbent Injection	Low NOx Cell Burner|Selective Catalytic Reduction	Baghouse	Halogenated PAC Sorbent Injection	ARP, CSNOX, CSOSG2E, CSSO2G1, MATS
MI	J H Campbell	1710	2	########	13	0	Coal	Cell burner boiler	Dry Sorbent Injection	Low NOx Cell Burner|Selective Catalytic Reduction	Baghouse	Halogenated PAC Sorbent Injection	ARP, CSNOX, CSOSG2E, CSSO2G1, MATS
MI	J H Campbell	1710	2	########	14	0	Coal	Cell burner boiler	Dry Sorbent Injection	Low NOx Cell Burner|Selective Catalytic Reduction	Baghouse	Halogenated PAC Sorbent Injection	ARP, CSNOX, CSOSG2E, CSSO2G1, MATS
MI	J H Campbell	1710	2	########	15	0	Coal	Cell burner boiler	Dry Sorbent Injection	Low NOx Cell Burner|Selective Catalytic Reduction	Baghouse	Halogenated PAC Sorbent Injection	ARP, CSNOX, CSOSG2E, CSSO2G1, MATS
MI	J H Campbell	1710	2	########	16	0	Coal	Cell burner boiler	Dry Sorbent Injection	Low NOx Cell Burner|Selective Catalytic Reduction	Baghouse	Halogenated PAC Sorbent Injection	ARP, CSNOX, CSOSG2E, CSSO2G1, MATS
MI	J H Campbell	1710	2	########	17	0	Coal	Cell burner boiler	Dry Sorbent Injection	Low NOx Cell Burner|Selective Catalytic Reduction	Baghouse	Halogenated PAC Sorbent Injection	ARP, CSNOX, CSOSG2E, CSSO2G1, MATS
MI	J H Campbell	1710	2	########	18	0	Coal	Cell burner boiler	Dry Sorbent Injection	Low NOx Cell Burner|Selective Catalytic Reduction	Baghouse	Halogenated PAC Sorbent Injection	ARP, CSNOX, CSOSG2E, CSSO2G1, MATS
MI	J H Campbell	1710	2	########	19	0	Coal	Cell burner boiler	Dry Sorbent Injection	Low NOx Cell Burner|Selective Catalytic Reduction	Baghouse	Halogenated PAC Sorbent Injection	ARP, CSNOX, CSOSG2E, CSSO2G1, MATS
MI	J H Campbell	1710	2	########	20	0	Coal	Cell burner boiler	Dry Sorbent Injection	Low NOx Cell Burner|Selective Catalytic Reduction	Baghouse	Halogenated PAC Sorbent Injection	ARP, CSNOX, CSOSG2E, CSSO2G1, MATS
MI	J H Campbell	1710	2	########	21	0	Coal	Cell burner boiler	Dry Sorbent Injection	Low NOx Cell Burner|Selective Catalytic Reduction	Baghouse	Halogenated PAC Sorbent Injection	ARP, CSNOX, CSOSG2E, CSSO2G1, MATS
MI	J H Campbell	1710	2	########	22	0	Coal	Cell burner boiler	Dry Sorbent Injection	Low NOx Cell Burner|Selective Catalytic Reduction	Baghouse	Halogenated PAC Sorbent Injection	ARP, CSNOX, CSOSG2E, CSSO2G1, MATS
MI	J H Campbell	1710	2	########	23	0	Coal	Cell burner boiler	Dry Sorbent Injection	Low NOx Cell Burner|Selective Catalytic Reduction	Baghouse	Halogenated PAC Sorbent Injection	ARP, CSNOX, CSOSG2E, CSSO2G1, MATS
MI	J H Campbell	1710	2	########	0	0	Coal	Cell burner boiler	Dry Sorbent Injection	Low NOx Cell Burner|Selective Catalytic Reduction	Baghouse	Halogenated PAC Sorbent Injection	ARP, CSNOX, CSOSG2E, CSSO2G1, MATS
MI	J H Campbell	1710	2	########	1	0	Coal	Cell burner boiler	Dry Sorbent Injection	Low NOx Cell Burner|Selective Catalytic Reduction	Baghouse	Halogenated PAC Sorbent Injection	ARP, CSNOX, CSOSG2E, CSSO2G1, MATS
MI	J H Campbell	1710	2	########	2	0	Coal	Cell burner boiler	Dry Sorbent Injection	Low NOx Cell Burner|Selective Catalytic Reduction	Baghouse	Halogenated PAC Sorbent Injection	ARP, CSNOX, CSOSG2E, CSSO2G1, MATS
MI	J H Campbell	1710	2	########	3	0	Coal	Cell burner boiler	Dry Sorbent Injection	Low NOx Cell Burner|Selective Catalytic Reduction	Baghouse	Halogenated PAC Sorbent Injection	ARP, CSNOX, CSOSG2E, CSSO2G1, MATS
MI	J H Campbell	1710	2	########	4	0	Coal	Cell burner boiler	Dry Sorbent Injection	Low NOx Cell Burner|Selective Catalytic Reduction	Baghouse	Halogenated PAC Sorbent Injection	ARP, CSNOX, CSOSG2E, CSSO2G1, MATS
MI	J H Campbell	1710	2	########	5	0	Coal	Cell burner boiler	Dry Sorbent Injection	Low NOx Cell Burner|Selective Catalytic Reduction	Baghouse	Halogenated PAC Sorbent Injection	ARP, CSNOX, CSOSG2E, CSSO2G1, MATS
MI	J H Campbell	1710	2	########	6	0	Coal	Cell burner boiler	Dry Sorbent Injection	Low NOx Cell Burner|Selective Catalytic Reduction	Baghouse	Halogenated PAC Sorbent Injection	ARP, CSNOX, CSOSG2E, CSSO2G1, MATS
MI	J H Campbell	1710	2	########	7	0	Coal	Cell burner boiler	Dry Sorbent Injection	Low NOx Cell Burner|Selective Catalytic Reduction	Baghouse	Halogenated PAC Sorbent Injection	ARP, CSNOX, CSOSG2E, CSSO2G1, MATS
MI	J H Campbell	1710	2	########	8	0	Coal	Cell burner boiler	Dry Sorbent Injection	Low NOx Cell Burner|Selective Catalytic Reduction	Baghouse	Halogenated PAC Sorbent Injection	ARP, CSNOX, CSOSG2E, CSSO2G1, MATS
MI	J H Campbell	1710	2	########	9	0	Coal	Cell burner boiler	Dry Sorbent Injection	Low NOx Cell Burner|Selective Catalytic Reduction	Baghouse	Halogenated PAC Sorbent Injection	ARP, CSNOX, CSOSG2E, CSSO2G1, MATS
MI	J H Campbell	1710	2	########	10	0	Coal	Cell burner boiler	Dry Sorbent Injection	Low NOx Cell Burner|Selective Catalytic Reduction	Baghouse	Halogenated PAC Sorbent Injection	ARP, CSNOX, CSOSG2E, CSSO2G1, MATS
MI	J H Campbell	1710	2	########	11	0	Coal	Cell burner boiler	Dry Sorbent Injection	Low NOx Cell Burner|Selective Catalytic Reduction	Baghouse	Halogenated PAC Sorbent Injection	ARP, CSNOX, CSOSG2E, CSSO2G1, MATS
MI	J H Campbell	1710	2	########	12	0	Coal	Cell burner boiler	Dry Sorbent Injection	Low NOx Cell Burner|Selective Catalytic Reduction	Baghouse	Halogenated PAC Sorbent Injection	ARP, CSNOX, CSOSG2E, CSSO2G1, MATS

MI	J H Campbell	1710	2	########	13	0	Coal	Cell burner boiler	Dry Sorbent Injection	Low NOx Cell Burner|Selective Catalytic Reduction	Baghouse	Halogenated PAC Sorbent Injection	ARP, CSNOX, CSOSG2E, CSSO2G1, MATS
MI	J H Campbell	1710	2	########	14	0	Coal	Cell burner boiler	Dry Sorbent Injection	Low NOx Cell Burner|Selective Catalytic Reduction	Baghouse	Halogenated PAC Sorbent Injection	ARP, CSNOX, CSOSG2E, CSSO2G1, MATS
MI	J H Campbell	1710	2	########	15	0	Coal	Cell burner boiler	Dry Sorbent Injection	Low NOx Cell Burner|Selective Catalytic Reduction	Baghouse	Halogenated PAC Sorbent Injection	ARP, CSNOX, CSOSG2E, CSSO2G1, MATS
MI	J H Campbell	1710	2	########	16	0	Coal	Cell burner boiler	Dry Sorbent Injection	Low NOx Cell Burner|Selective Catalytic Reduction	Baghouse	Halogenated PAC Sorbent Injection	ARP, CSNOX, CSOSG2E, CSSO2G1, MATS
MI	J H Campbell	1710	2	########	17	0	Coal	Cell burner boiler	Dry Sorbent Injection	Low NOx Cell Burner|Selective Catalytic Reduction	Baghouse	Halogenated PAC Sorbent Injection	ARP, CSNOX, CSOSG2E, CSSO2G1, MATS
MI	J H Campbell	1710	2	########	18	0	Coal	Cell burner boiler	Dry Sorbent Injection	Low NOx Cell Burner|Selective Catalytic Reduction	Baghouse	Halogenated PAC Sorbent Injection	ARP, CSNOX, CSOSG2E, CSSO2G1, MATS
MI	J H Campbell	1710	2	########	19	0	Coal	Cell burner boiler	Dry Sorbent Injection	Low NOx Cell Burner|Selective Catalytic Reduction	Baghouse	Halogenated PAC Sorbent Injection	ARP, CSNOX, CSOSG2E, CSSO2G1, MATS
MI	J H Campbell	1710	2	########	20	0	Coal	Cell burner boiler	Dry Sorbent Injection	Low NOx Cell Burner|Selective Catalytic Reduction	Baghouse	Halogenated PAC Sorbent Injection	ARP, CSNOX, CSOSG2E, CSSO2G1, MATS
MI	J H Campbell	1710	2	########	21	0	Coal	Cell burner boiler	Dry Sorbent Injection	Low NOx Cell Burner|Selective Catalytic Reduction	Baghouse	Halogenated PAC Sorbent Injection	ARP, CSNOX, CSOSG2E, CSSO2G1, MATS
MI	J H Campbell	1710	2	########	22	0	Coal	Cell burner boiler	Dry Sorbent Injection	Low NOx Cell Burner|Selective Catalytic Reduction	Baghouse	Halogenated PAC Sorbent Injection	ARP, CSNOX, CSOSG2E, CSSO2G1, MATS
MI	J H Campbell	1710	2	########	23	0	Coal	Cell burner boiler	Dry Sorbent Injection	Low NOx Cell Burner|Selective Catalytic Reduction	Baghouse	Halogenated PAC Sorbent Injection	ARP, CSNOX, CSOSG2E, CSSO2G1, MATS
MI	J H Campbell	1710	2	########	0	0	Coal	Cell burner boiler	Dry Sorbent Injection	Low NOx Cell Burner|Selective Catalytic Reduction	Baghouse	Halogenated PAC Sorbent Injection	ARP, CSNOX, CSOSG2E, CSSO2G1, MATS
MI	J H Campbell	1710	2	########	1	0	Coal	Cell burner boiler	Dry Sorbent Injection	Low NOx Cell Burner|Selective Catalytic Reduction	Baghouse	Halogenated PAC Sorbent Injection	ARP, CSNOX, CSOSG2E, CSSO2G1, MATS
MI	J H Campbell	1710	2	########	2	0	Coal	Cell burner boiler	Dry Sorbent Injection	Low NOx Cell Burner|Selective Catalytic Reduction	Baghouse	Halogenated PAC Sorbent Injection	ARP, CSNOX, CSOSG2E, CSSO2G1, MATS
MI	J H Campbell	1710	2	########	3	0	Coal	Cell burner boiler	Dry Sorbent Injection	Low NOx Cell Burner|Selective Catalytic Reduction	Baghouse	Halogenated PAC Sorbent Injection	ARP, CSNOX, CSOSG2E, CSSO2G1, MATS
MI	J H Campbell	1710	2	########	4	0	Coal	Cell burner boiler	Dry Sorbent Injection	Low NOx Cell Burner|Selective Catalytic Reduction	Baghouse	Halogenated PAC Sorbent Injection	ARP, CSNOX, CSOSG2E, CSSO2G1, MATS
MI	J H Campbell	1710	2	########	5	0	Coal	Cell burner boiler	Dry Sorbent Injection	Low NOx Cell Burner|Selective Catalytic Reduction	Baghouse	Halogenated PAC Sorbent Injection	ARP, CSNOX, CSOSG2E, CSSO2G1, MATS
MI	J H Campbell	1710	2	########	6	0	Coal	Cell burner boiler	Dry Sorbent Injection	Low NOx Cell Burner|Selective Catalytic Reduction	Baghouse	Halogenated PAC Sorbent Injection	ARP, CSNOX, CSOSG2E, CSSO2G1, MATS
MI	J H Campbell	1710	2	########	7	0	Coal	Cell burner boiler	Dry Sorbent Injection	Low NOx Cell Burner|Selective Catalytic Reduction	Baghouse	Halogenated PAC Sorbent Injection	ARP, CSNOX, CSOSG2E, CSSO2G1, MATS
MI	J H Campbell	1710	2	########	8	0	Coal	Cell burner boiler	Dry Sorbent Injection	Low NOx Cell Burner|Selective Catalytic Reduction	Baghouse	Halogenated PAC Sorbent Injection	ARP, CSNOX, CSOSG2E, CSSO2G1, MATS
MI	J H Campbell	1710	2	########	9	0	Coal	Cell burner boiler	Dry Sorbent Injection	Low NOx Cell Burner|Selective Catalytic Reduction	Baghouse	Halogenated PAC Sorbent Injection	ARP, CSNOX, CSOSG2E, CSSO2G1, MATS
MI	J H Campbell	1710	2	########	10	0	Coal	Cell burner boiler	Dry Sorbent Injection	Low NOx Cell Burner|Selective Catalytic Reduction	Baghouse	Halogenated PAC Sorbent Injection	ARP, CSNOX, CSOSG2E, CSSO2G1, MATS
MI	J H Campbell	1710	2	########	11	0	Coal	Cell burner boiler	Dry Sorbent Injection	Low NOx Cell Burner|Selective Catalytic Reduction	Baghouse	Halogenated PAC Sorbent Injection	ARP, CSNOX, CSOSG2E, CSSO2G1, MATS
MI	J H Campbell	1710	2	########	12	0	Coal	Cell burner boiler	Dry Sorbent Injection	Low NOx Cell Burner|Selective Catalytic Reduction	Baghouse	Halogenated PAC Sorbent Injection	ARP, CSNOX, CSOSG2E, CSSO2G1, MATS
MI	J H Campbell	1710	2	########	13	0	Coal	Cell burner boiler	Dry Sorbent Injection	Low NOx Cell Burner|Selective Catalytic Reduction	Baghouse	Halogenated PAC Sorbent Injection	ARP, CSNOX, CSOSG2E, CSSO2G1, MATS
MI	J H Campbell	1710	2	########	14	0	Coal	Cell burner boiler	Dry Sorbent Injection	Low NOx Cell Burner|Selective Catalytic Reduction	Baghouse	Halogenated PAC Sorbent Injection	ARP, CSNOX, CSOSG2E, CSSO2G1, MATS
MI	J H Campbell	1710	2	########	15	0	Coal	Cell burner boiler	Dry Sorbent Injection	Low NOx Cell Burner|Selective Catalytic Reduction	Baghouse	Halogenated PAC Sorbent Injection	ARP, CSNOX, CSOSG2E, CSSO2G1, MATS
MI	J H Campbell	1710	2	########	16	0	Coal	Cell burner boiler	Dry Sorbent Injection	Low NOx Cell Burner|Selective Catalytic Reduction	Baghouse	Halogenated PAC Sorbent Injection	ARP, CSNOX, CSOSG2E, CSSO2G1, MATS
MI	J H Campbell	1710	2	########	17	0	Coal	Cell burner boiler	Dry Sorbent Injection	Low NOx Cell Burner|Selective Catalytic Reduction	Baghouse	Halogenated PAC Sorbent Injection	ARP, CSNOX, CSOSG2E, CSSO2G1, MATS
MI	J H Campbell	1710	2	########	18	0	Coal	Cell burner boiler	Dry Sorbent Injection	Low NOx Cell Burner|Selective Catalytic Reduction	Baghouse	Halogenated PAC Sorbent Injection	ARP, CSNOX, CSOSG2E, CSSO2G1, MATS
MI	J H Campbell	1710	2	########	19	0	Coal	Cell burner boiler	Dry Sorbent Injection	Low NOx Cell Burner|Selective Catalytic Reduction	Baghouse	Halogenated PAC Sorbent Injection	ARP, CSNOX, CSOSG2E, CSSO2G1, MATS
MI	J H Campbell	1710	2	########	20	0	Coal	Cell burner boiler	Dry Sorbent Injection	Low NOx Cell Burner|Selective Catalytic Reduction	Baghouse	Halogenated PAC Sorbent Injection	ARP, CSNOX, CSOSG2E, CSSO2G1, MATS
MI	J H Campbell	1710	2	########	21	0	Coal	Cell burner boiler	Dry Sorbent Injection	Low NOx Cell Burner|Selective Catalytic Reduction	Baghouse	Halogenated PAC Sorbent Injection	ARP, CSNOX, CSOSG2E, CSSO2G1, MATS
MI	J H Campbell	1710	2	########	22	0	Coal	Cell burner boiler	Dry Sorbent Injection	Low NOx Cell Burner|Selective Catalytic Reduction	Baghouse	Halogenated PAC Sorbent Injection	ARP, CSNOX, CSOSG2E, CSSO2G1, MATS
MI	J H Campbell	1710	2	########	23	0	Coal	Cell burner boiler	Dry Sorbent Injection	Low NOx Cell Burner|Selective Catalytic Reduction	Baghouse	Halogenated PAC Sorbent Injection	ARP, CSNOX, CSOSG2E, CSSO2G1, MATS
MI	J H Campbell	1710	2	########	0	0	Coal	Cell burner boiler	Dry Sorbent Injection	Low NOx Cell Burner|Selective Catalytic Reduction	Baghouse	Halogenated PAC Sorbent Injection	ARP, CSNOX, CSOSG2E, CSSO2G1, MATS
MI	J H Campbell	1710	2	########	1	0	Coal	Cell burner boiler	Dry Sorbent Injection	Low NOx Cell Burner|Selective Catalytic Reduction	Baghouse	Halogenated PAC Sorbent Injection	ARP, CSNOX, CSOSG2E, CSSO2G1, MATS
MI	J H Campbell	1710	2	########	2	0	Coal	Cell burner boiler	Dry Sorbent Injection	Low NOx Cell Burner|Selective Catalytic Reduction	Baghouse	Halogenated PAC Sorbent Injection	ARP, CSNOX, CSOSG2E, CSSO2G1, MATS
MI	J H Campbell	1710	2	########	3	0	Coal	Cell burner boiler	Dry Sorbent Injection	Low NOx Cell Burner|Selective Catalytic Reduction	Baghouse	Halogenated PAC Sorbent Injection	ARP, CSNOX, CSOSG2E, CSSO2G1, MATS
MI	J H Campbell	1710	2	########	4	0	Coal	Cell burner boiler	Dry Sorbent Injection	Low NOx Cell Burner|Selective Catalytic Reduction	Baghouse	Halogenated PAC Sorbent Injection	ARP, CSNOX, CSOSG2E, CSSO2G1, MATS
MI	J H Campbell	1710	2	########	5	0	Coal	Cell burner boiler	Dry Sorbent Injection	Low NOx Cell Burner|Selective Catalytic Reduction	Baghouse	Halogenated PAC Sorbent Injection	ARP, CSNOX, CSOSG2E, CSSO2G1, MATS
MI	J H Campbell	1710	2	########	6	0	Coal	Cell burner boiler	Dry Sorbent Injection	Low NOx Cell Burner|Selective Catalytic Reduction	Baghouse	Halogenated PAC Sorbent Injection	ARP, CSNOX, CSOSG2E, CSSO2G1, MATS
MI	J H Campbell	1710	2	########	7	0	Coal	Cell burner boiler	Dry Sorbent Injection	Low NOx Cell Burner|Selective Catalytic Reduction	Baghouse	Halogenated PAC Sorbent Injection	ARP, CSNOX, CSOSG2E, CSSO2G1, MATS
MI	J H Campbell	1710	2	########	8	0	Coal	Cell burner boiler	Dry Sorbent Injection	Low NOx Cell Burner|Selective Catalytic Reduction	Baghouse	Halogenated PAC Sorbent Injection	ARP, CSNOX, CSOSG2E, CSSO2G1, MATS
MI	J H Campbell	1710	2	########	9	0	Coal	Cell burner boiler	Dry Sorbent Injection	Low NOx Cell Burner|Selective Catalytic Reduction	Baghouse	Halogenated PAC Sorbent Injection	ARP, CSNOX, CSOSG2E, CSSO2G1, MATS
MI	J H Campbell	1710	2	########	10	0	Coal	Cell burner boiler	Dry Sorbent Injection	Low NOx Cell Burner|Selective Catalytic Reduction	Baghouse	Halogenated PAC Sorbent Injection	ARP, CSNOX, CSOSG2E, CSSO2G1, MATS
MI	J H Campbell	1710	2	########	11	0	Coal	Cell burner boiler	Dry Sorbent Injection	Low NOx Cell Burner|Selective Catalytic Reduction	Baghouse	Halogenated PAC Sorbent Injection	ARP, CSNOX, CSOSG2E, CSSO2G1, MATS
MI	J H Campbell	1710	2	########	12	0	Coal	Cell burner boiler	Dry Sorbent Injection	Low NOx Cell Burner|Selective Catalytic Reduction	Baghouse	Halogenated PAC Sorbent Injection	ARP, CSNOX, CSOSG2E, CSSO2G1, MATS
MI	J H Campbell	1710	2	########	13	0	Coal	Cell burner boiler	Dry Sorbent Injection	Low NOx Cell Burner|Selective Catalytic Reduction	Baghouse	Halogenated PAC Sorbent Injection	ARP, CSNOX, CSOSG2E, CSSO2G1, MATS
MI	J H Campbell	1710	2	########	14	0	Coal	Cell burner boiler	Dry Sorbent Injection	Low NOx Cell Burner|Selective Catalytic Reduction	Baghouse	Halogenated PAC Sorbent Injection	ARP, CSNOX, CSOSG2E, CSSO2G1, MATS
MI	J H Campbell	1710	2	########	15	0	Coal	Cell burner boiler	Dry Sorbent Injection	Low NOx Cell Burner|Selective Catalytic Reduction	Baghouse	Halogenated PAC Sorbent Injection	ARP, CSNOX, CSOSG2E, CSSO2G1, MATS
MI	J H Campbell	1710	2	########	16	0	Coal	Cell burner boiler	Dry Sorbent Injection	Low NOx Cell Burner|Selective Catalytic Reduction	Baghouse	Halogenated PAC Sorbent Injection	ARP, CSNOX, CSOSG2E, CSSO2G1, MATS
MI	J H Campbell	1710	2	########	17	0	Coal	Cell burner boiler	Dry Sorbent Injection	Low NOx Cell Burner|Selective Catalytic Reduction	Baghouse	Halogenated PAC Sorbent Injection	ARP, CSNOX, CSOSG2E, CSSO2G1, MATS
MI	J H Campbell	1710	2	########	18	0	Coal	Cell burner boiler	Dry Sorbent Injection	Low NOx Cell Burner|Selective Catalytic Reduction	Baghouse	Halogenated PAC Sorbent Injection	ARP, CSNOX, CSOSG2E, CSSO2G1, MATS
MI	J H Campbell	1710	2	########	19	0	Coal	Cell burner boiler	Dry Sorbent Injection	Low NOx Cell Burner|Selective Catalytic Reduction	Baghouse	Halogenated PAC Sorbent Injection	ARP, CSNOX, CSOSG2E, CSSO2G1, MATS
MI	J H Campbell	1710	2	########	20	0	Coal	Cell burner boiler	Dry Sorbent Injection	Low NOx Cell Burner|Selective Catalytic Reduction	Baghouse	Halogenated PAC Sorbent Injection	ARP, CSNOX, CSOSG2E, CSSO2G1, MATS
MI	J H Campbell	1710	2	########	21	0	Coal	Cell burner boiler	Dry Sorbent Injection	Low NOx Cell Burner|Selective Catalytic Reduction	Baghouse	Halogenated PAC Sorbent Injection	ARP, CSNOX, CSOSG2E, CSSO2G1, MATS
MI	J H Campbell	1710	2	########	22	0	Coal	Cell burner boiler	Dry Sorbent Injection	Low NOx Cell Burner|Selective Catalytic Reduction	Baghouse	Halogenated PAC Sorbent Injection	ARP, CSNOX, CSOSG2E, CSSO2G1, MATS
MI	J H Campbell	1710	2	########	23	0	Coal	Cell burner boiler	Dry Sorbent Injection	Low NOx Cell Burner|Selective Catalytic Reduction	Baghouse	Halogenated PAC Sorbent Injection	ARP, CSNOX, CSOSG2E, CSSO2G1, MATS
MI	J H Campbell	1710	2	########	0	0	Coal	Cell burner boiler	Dry Sorbent Injection	Low NOx Cell Burner|Selective Catalytic Reduction	Baghouse	Halogenated PAC Sorbent Injection	ARP, CSNOX, CSOSG2E, CSSO2G1, MATS
MI	J H Campbell	1710	2	########	1	0	Coal	Cell burner boiler	Dry Sorbent Injection	Low NOx Cell Burner|Selective Catalytic Reduction	Baghouse	Halogenated PAC Sorbent Injection	ARP, CSNOX, CSOSG2E, CSSO2G1, MATS
MI	J H Campbell	1710	2	########	2	0	Coal	Cell burner boiler	Dry Sorbent Injection	Low NOx Cell Burner|Selective Catalytic Reduction	Baghouse	Halogenated PAC Sorbent Injection	ARP, CSNOX, CSOSG2E, CSSO2G1, MATS
MI	J H Campbell	1710	2	########	3	0	Coal	Cell burner boiler	Dry Sorbent Injection	Low NOx Cell Burner|Selective Catalytic Reduction	Baghouse	Halogenated PAC Sorbent Injection	ARP, CSNOX, CSOSG2E, CSSO2G1, MATS
MI	J H Campbell	1710	2	########	4	0	Coal	Cell burner boiler	Dry Sorbent Injection	Low NOx Cell Burner|Selective Catalytic Reduction	Baghouse	Halogenated PAC Sorbent Injection	ARP, CSNOX, CSOSG2E, CSSO2G1, MATS
MI	J H Campbell	1710	2	########	5	0	Coal	Cell burner boiler	Dry Sorbent Injection	Low NOx Cell Burner|Selective Catalytic Reduction	Baghouse	Halogenated PAC Sorbent Injection	ARP, CSNOX, CSOSG2E, CSSO2G1, MATS
MI	J H Campbell	1710	2	########	6	0	Coal	Cell burner boiler	Dry Sorbent Injection	Low NOx Cell Burner|Selective Catalytic Reduction	Baghouse	Halogenated PAC Sorbent Injection	ARP, CSNOX, CSOSG2E, CSSO2G1, MATS
MI	J H Campbell	1710	2	########	7	0	Coal	Cell burner boiler	Dry Sorbent Injection	Low NOx Cell Burner|Selective Catalytic Reduction	Baghouse	Halogenated PAC Sorbent Injection	ARP, CSNOX, CSOSG2E, CSSO2G1, MATS
MI	J H Campbell	1710	2	########	8	0	Coal	Cell burner boiler	Dry Sorbent Injection	Low NOx Cell Burner|Selective Catalytic Reduction	Baghouse	Halogenated PAC Sorbent Injection	ARP, CSNOX, CSOSG2E, CSSO2G1, MATS
MI	J H Campbell	1710	2	########	9	0	Coal	Cell burner boiler	Dry Sorbent Injection	Low NOx Cell Burner|Selective Catalytic Reduction	Baghouse	Halogenated PAC Sorbent Injection	ARP, CSNOX, CSOSG2E, CSSO2G1, MATS
MI	J H Campbell	1710	2	########	10	0	Coal	Cell burner boiler	Dry Sorbent Injection	Low NOx Cell Burner|Selective Catalytic Reduction	Baghouse	Halogenated PAC Sorbent Injection	ARP, CSNOX, CSOSG2E, CSSO2G1, MATS
MI	J H Campbell	1710	2	########	11	0	Coal	Cell burner boiler	Dry Sorbent Injection	Low NOx Cell Burner|Selective Catalytic Reduction	Baghouse	Halogenated PAC Sorbent Injection	ARP, CSNOX, CSOSG2E, CSSO2G1, MATS

| | | |

| | | |

MI	J H Campbell	1710	2	########	10	1	240	530.5	Measured	0.23	Calculated	241.8	Measured	0.105	Calculated	115.3	Measured	0.05	Measured	2305.5	Measured	Coal	Cell burner boiler	Dry Sorbent Injection	Low NOx Cell Burner|Selective Catalytic Reduction	Baghouse	Halogenated PAC Sorbent Injection	ARP, CSNOX, CSOSG2E, CSSO2G1, MATS
MI	J H Campbell	1710	2	########	11	1	240	545.4	Measured	0.237	Calculated	241.1	Measured	0.105	Calculated	117.2	Measured	0.051	Measured	2299	Measured	Coal	Cell burner boiler	Dry Sorbent Injection	Low NOx Cell Burner|Selective Catalytic Reduction	Baghouse	Halogenated PAC Sorbent Injection	ARP, CSNOX, CSOSG2E, CSSO2G1, MATS
MI	J H Campbell	1710	2	########	12	1	239	540.8	Measured	0.236	Calculated	240.3	Measured	0.105	Calculated	114.6	Measured	0.05	Measured	2291.2	Measured	Coal	Cell burner boiler	Dry Sorbent Injection	Low NOx Cell Burner|Selective Catalytic Reduction	Baghouse	Halogenated PAC Sorbent Injection	ARP, CSNOX, CSOSG2E, CSSO2G1, MATS
MI	J H Campbell	1710	2	########	13	1	240	524.2	Measured	0.228	Calculated	240.8	Measured	0.105	Calculated	112.5	Measured	0.049	Measured	2295.7	Measured	Coal	Cell burner boiler	Dry Sorbent Injection	Low NOx Cell Burner|Selective Catalytic Reduction	Baghouse	Halogenated PAC Sorbent Injection	ARP, CSNOX, CSOSG2E, CSSO2G1, MATS
MI	J H Campbell	1710	2	########	14	1	240	515.7	Measured	0.224	Calculated	241.6	Measured	0.105	Calculated	115.2	Measured	0.05	Measured	2303.5	Measured	Coal	Cell burner boiler	Dry Sorbent Injection	Low NOx Cell Burner|Selective Catalytic Reduction	Baghouse	Halogenated PAC Sorbent Injection	ARP, CSNOX, CSOSG2E, CSSO2G1, MATS
MI	J H Campbell	1710	2	########	15	1	240	643	Measured	0.278	Calculated	242.7	Measured	0.105	Calculated	115.7	Measured	0.05	Measured	2314.3	Measured	Coal	Cell burner boiler	Dry Sorbent Injection	Low NOx Cell Burner|Selective Catalytic Reduction	Baghouse	Halogenated PAC Sorbent Injection	ARP, CSNOX, CSOSG2E, CSSO2G1, MATS
MI	J H Campbell	1710	2	########	16	1	239	758.6	Measured	0.328	Calculated	242.6	Measured	0.105	Calculated	92.5	Measured	0.04	Measured	2313	Measured	Coal	Cell burner boiler	Dry Sorbent Injection	Low NOx Cell Burner|Selective Catalytic Reduction	Baghouse	Halogenated PAC Sorbent Injection	ARP, CSNOX, CSOSG2E, CSSO2G1, MATS
MI	J H Campbell	1710	2	########	17	1	240	719	Measured	0.311	Calculated	242.2	Measured	0.105	Calculated	94.7	Measured	0.041	Measured	2309.2	Measured	Coal	Cell burner boiler	Dry Sorbent Injection	Low NOx Cell Burner|Selective Catalytic Reduction	Baghouse	Halogenated PAC Sorbent Injection	ARP, CSNOX, CSOSG2E, CSSO2G1, MATS
MI	J H Campbell	1710	2	########	18	1	240	686.1	Measured	0.297	Calculated	242.2	Measured	0.105	Calculated	92.4	Measured	0.04	Measured	2309	Measured	Coal	Cell burner boiler	Dry Sorbent Injection	Low NOx Cell Burner|Selective Catalytic Reduction	Baghouse	Halogenated PAC Sorbent Injection	ARP, CSNOX, CSOSG2E, CSSO2G1, MATS
MI	J H Campbell	1710	2	########	19	1	240	688.2	Measured	0.299	Calculated	241.7	Measured	0.105	Calculated	89.9	Measured	0.039	Measured	2304.5	Measured	Coal	Cell burner boiler	Dry Sorbent Injection	Low NOx Cell Burner|Selective Catalytic Reduction	Baghouse	Halogenated PAC Sorbent Injection	ARP, CSNOX, CSOSG2E, CSSO2G1, MATS
MI	J H Campbell	1710	2	########	20	1	240	684.5	Measured	0.295	Calculated	243.7	Measured	0.105	Calculated	90.6	Measured	0.039	Measured	2323.6	Measured	Coal	Cell burner boiler	Dry Sorbent Injection	Low NOx Cell Burner|Selective Catalytic Reduction	Baghouse	Halogenated PAC Sorbent Injection	ARP, CSNOX, CSOSG2E, CSSO2G1, MATS
MI	J H Campbell	1710	2	########	21	1	239	545.3	Measured	0.238	Calculated	240.2	Measured	0.105	Calculated	87	Measured	0.038	Measured	2290.1	Measured	Coal	Cell burner boiler	Dry Sorbent Injection	Low NOx Cell Burner|Selective Catalytic Reduction	Baghouse	Halogenated PAC Sorbent Injection	ARP, CSNOX, CSOSG2E, CSSO2G1, MATS
MI	J H Campbell	1710	2	########	22	1	241	528.2	Measured	0.229	Calculated	242.3	Measured	0.105	Calculated	87.8	Measured	0.038	Measured	2310.1	Measured	Coal	Cell burner boiler	Dry Sorbent Injection	Low NOx Cell Burner|Selective Catalytic Reduction	Baghouse	Halogenated PAC Sorbent Injection	ARP, CSNOX, CSOSG2E, CSSO2G1, MATS
MI	J H Campbell	1710	2	########	23	1	240	495.9	Measured	0.214	Calculated	242.6	Measured	0.105	Calculated	87.9	Measured	0.038	Measured	2313	Measured	Coal	Cell burner boiler	Dry Sorbent Injection	Low NOx Cell Burner|Selective Catalytic Reduction	Baghouse	Halogenated PAC Sorbent Injection	ARP, CSNOX, CSOSG2E, CSSO2G1, MATS
MI	J H Campbell	1710	2	########	0	1	240	597.6	Measured	0.259	Calculated	241.5	Measured	0.105	Calculated	87.5	Measured	0.038	Measured	2302.9	Measured	Coal	Cell burner boiler	Dry Sorbent Injection	Low NOx Cell Burner|Selective Catalytic Reduction	Baghouse	Halogenated PAC Sorbent Injection	ARP, CSNOX, CSOSG2E, CSSO2G1, MATS
MI	J H Campbell	1710	2	########	1	1	240	639.5	Measured	0.277	Calculated	242.4	Measured	0.105	Calculated	92.5	Measured	0.04	Measured	2311.5	Measured	Coal	Cell burner boiler	Dry Sorbent Injection	Low NOx Cell Burner|Selective Catalytic Reduction	Baghouse	Halogenated PAC Sorbent Injection	ARP, CSNOX, CSOSG2E, CSSO2G1, MATS
MI	J H Campbell	1710	2	########	2	1	240	615.6	Measured	0.264	Calculated	244.5	Measured	0.105	Calculated	90.9	Measured	0.039	Measured	2331.5	Measured	Coal	Cell burner boiler	Dry Sorbent Injection	Low NOx Cell Burner|Selective Catalytic Reduction	Baghouse	Halogenated PAC Sorbent Injection	ARP, CSNOX, CSOSG2E, CSSO2G1, MATS
MI	J H Campbell	1710	2	########	3	1	240	591	Measured	0.255	Calculated	243.4	Measured	0.105	Calculated	88.2	Measured	0.038	Measured	2321	Measured	Coal	Cell burner boiler	Dry Sorbent Injection	Low NOx Cell Burner|Selective Catalytic Reduction	Baghouse	Halogenated PAC Sorbent Injection	ARP, CSNOX, CSOSG2E, CSSO2G1, MATS
MI	J H Campbell	1710	2	########	4	1	240	624.7	Measured	0.269	Calculated	243.3	Measured	0.105	Calculated	88.1	Measured	0.038	Measured	2319.5	Measured	Coal	Cell burner boiler	Dry Sorbent Injection	Low NOx Cell Burner|Selective Catalytic Reduction	Baghouse	Halogenated PAC Sorbent Injection	ARP, CSNOX, CSOSG2E, CSSO2G1, MATS
MI	J H Campbell	1710	2	########	5	1	240	612.2	Measured	0.265	Calculated	242.2	Measured	0.105	Calculated	83.1	Measured	0.036	Measured	2309	Measured	Coal	Cell burner boiler	Dry Sorbent Injection	Low NOx Cell Burner|Selective Catalytic Reduction	Baghouse	Halogenated PAC Sorbent Injection	ARP, CSNOX, CSOSG2E, CSSO2G1, MATS
MI	J H Campbell	1710	2	########	6	1	240	609.8	Measured	0.264	Calculated	242	Measured	0.105	Calculated	87.7	Measured	0.038	Measured	2307.9	Measured	Coal	Cell burner boiler	Dry Sorbent Injection	Low NOx Cell Burner|Selective Catalytic Reduction	Baghouse	Halogenated PAC Sorbent Injection	ARP, CSNOX, CSOSG2E, CSSO2G1, MATS
MI	J H Campbell	1710	2	########	7	1	239	596.2	Measured	0.258	Calculated	242.8	Measured	0.105	Calculated	85.6	Measured	0.037	Measured	2314.7	Measured	Coal	Cell burner boiler	Dry Sorbent Injection	Low NOx Cell Burner|Selective Catalytic Reduction	Baghouse	Halogenated PAC Sorbent Injection	ARP, CSNOX, CSOSG2E, CSSO2G1, MATS
MI	J H Campbell	1710	2	########	8	1	263	646.6	Measured	0.261	Calculated	259.5	Measured	0.105	Calculated	96.5	Measured	0.039	Measured	2474	Measured	Coal	Cell burner boiler	Dry Sorbent Injection	Low NOx Cell Burner|Selective Catalytic Reduction	Baghouse	Halogenated PAC Sorbent Injection	ARP, CSNOX, CSOSG2E, CSSO2G1, MATS
MI	J H Campbell	1710	2	########	9	1	267	594.6	Measured	0.239	Calculated	261.3	Measured	0.105	Calculated	92.2	Measured	0.037	Measured	2491.6	Measured	Coal	Cell burner boiler	Dry Sorbent Injection	Low NOx Cell Burner|Selective Catalytic Reduction	Baghouse	Halogenated PAC Sorbent Injection	ARP, CSNOX, CSOSG2E, CSSO2G1, MATS
MI	J H Campbell	1710	2	########	10	1	267	653.6	Measured	0.259	Calculated	264.6	Measured	0.105	Calculated	95.9	Measured	0.038	Measured	2522.9	Measured	Coal	Cell burner boiler	Dry Sorbent Injection	Low NOx Cell Burner|Selective Catalytic Reduction	Baghouse	Halogenated PAC Sorbent Injection	ARP, CSNOX, CSOSG2E, CSSO2G1, MATS
MI	J H Campbell	1710	2	########	11	1	264	661.7	Measured	0.265	Calculated	261.9	Measured	0.105	Calculated	89.9	Measured	0.036	Measured	2496.9	Measured	Coal	Cell burner boiler	Dry Sorbent Injection	Low NOx Cell Burner|Selective Catalytic Reduction	Baghouse	Halogenated PAC Sorbent Injection	ARP, CSNOX, CSOSG2E, CSSO2G1, MATS
MI	J H Campbell	1710	2	########	12	1	173	362.6	Measured	0.203	Calculated	186.9	Measured	0.105	Calculated	55.3	Measured	0.031	Measured	1782.4	Measured	Coal	Cell burner boiler	Dry Sorbent Injection	Low NOx Cell Burner|Selective Catalytic Reduction	Baghouse	Halogenated PAC Sorbent Injection	ARP, CSNOX, CSOSG2E, CSSO2G1, MATS
MI	J H Campbell	1710	2	########	13	1	133	172.8	Measured	0.123	Calculated	147.1	Measured	0.105	Calculated	37.9	Measured	0.027	Measured	1402.6	Measured	Coal	Cell burner boiler	Dry Sorbent Injection	Low NOx Cell Burner|Selective Catalytic Reduction	Baghouse	Halogenated PAC Sorbent Injection	ARP, CSNOX, CSOSG2E, CSSO2G1, MATS
MI	J H Campbell	1710	2	########	14	1	135	184.4	Measured	0.125	Calculated	155.3	Measured	0.105	Calculated	44.4	Measured	0.03	Measured	1480.9	Measured	Coal	Cell burner boiler	Dry Sorbent Injection	Low NOx Cell Burner|Selective Catalytic Reduction	Baghouse	Halogenated PAC Sorbent Injection	ARP, CSNOX, CSOSG2E, CSSO2G1, MATS
MI	J H Campbell	1710	2	########	15	1	135	189.9	Measured	0.128	Calculated	155.4	Measured	0.105	Calculated	45.9	Measured	0.031	Measured	1482.2	Measured	Coal	Cell burner boiler	Dry Sorbent Injection	Low NOx Cell Burner|Selective Catalytic Reduction	Baghouse	Halogenated PAC Sorbent Injection	ARP, CSNOX, CSOSG2E, CSSO2G1, MATS
MI	J H Campbell	1710	2	########	16	1	182	282.7	Measured	0.151	Calculated	195.8	Measured	0.105	Calculated	69.1	Measured	0.037	Measured	1867.2	Measured	Coal	Cell burner boiler	Dry Sorbent Injection	Low NOx Cell Burner|Selective Catalytic Reduction	Baghouse	Halogenated PAC Sorbent Injection	ARP, CSNOX, CSOSG2E, CSSO2G1, MATS
MI	J H Campbell	1710	2	########	17	1	222	434.6	Measured	0.201	Calculated	226.9	Measured	0.105	Calculated	77.9	Measured	0.036	Measured	2163.4	Measured	Coal	Cell burner boiler	Dry Sorbent Injection	Low NOx Cell Burner|Selective Catalytic Reduction	Baghouse	Halogenated PAC Sorbent Injection	ARP, CSNOX, CSOSG2E, CSSO2G1, MATS
MI	J H Campbell	1710	2	########	18	1	241	456.1	Measured	0.197	Calculated	242.8	Measured	0.105	Calculated	85.6	Measured	0.037	Measured	2314.6	Measured	Coal	Cell burner boiler	Dry Sorbent Injection	Low NOx Cell Burner|Selective Catalytic Reduction	Baghouse	Halogenated PAC Sorbent Injection	ARP, CSNOX, CSOSG2E, CSSO2G1, MATS
MI	J H Campbell	1710	2	########	19	1	240	419.2	Measured	0.181	Calculated	243.1	Measured	0.105	Calculated	85.8	Measured	0.037	Measured	2317.6	Measured	Coal	Cell burner boiler	Dry Sorbent Injection	Low NOx Cell Burner|Selective Catalytic Reduction	Baghouse	Halogenated PAC Sorbent Injection	ARP, CSNOX, CSOSG2E, CSSO2G1, MATS
MI	J H Campbell	1710	2	########	20	1	268	521.5	Measured	0.208	Calculated	262.5	Measured	0.105	Calculated	97.6	Measured	0.039	Measured	2503	Measured	Coal	Cell burner boiler	Dry Sorbent Injection	Low NOx Cell Burner|Selective Catalytic Reduction	Baghouse	Halogenated PAC Sorbent Injection	ARP, CSNOX, CSOSG2E, CSSO2G1, MATS
MI	J H Campbell	1710	2	########	21	1	279	479.3	Measured	0.182	Calculated	275.5	Measured	0.105	Calculated	99.8	Measured	0.038	Measured	2626.8	Measured	Coal	Cell burner boiler	Dry Sorbent Injection	Low NOx Cell Burner|Selective Catalytic Reduction	Baghouse	Halogenated PAC Sorbent Injection	ARP, CSNOX, CSOSG2E, CSSO2G1, MATS
MI	J H Campbell	1710	2	########	22	1	280	423.8	Measured	0.161	Calculated	276.7	Measured	0.105	Calculated	100.3	Measured	0.038	Measured	2638.4	Measured	Coal	Cell burner boiler	Dry Sorbent Injection	Low NOx Cell Burner|Selective Catalytic Reduction	Baghouse	Halogenated PAC Sorbent Injection	ARP, CSNOX, CSOSG2E, CSSO2G1, MATS
MI	J H Campbell	1710	2	########	23	1	281	561.9	Measured	0.213	Calculated	277.1	Measured	0.105	Calculated	103	Measured	0.039	Measured	2641.6	Measured	Coal	Cell burner boiler	Dry Sorbent Injection	Low NOx Cell Burner|Selective Catalytic Reduction	Baghouse	Halogenated PAC Sorbent Injection	ARP, CSNOX, CSOSG2E, CSSO2G1, MATS
MI	J H Campbell	1710	2	########	0	1	280	1021.1	Measured	0.386	Calculated	277.1	Measured	0.105	Calculated	111	Measured	0.042	Measured	2642.4	Measured	Coal	Cell burner boiler	Dry Sorbent Injection	Low NOx Cell Burner|Selective Catalytic Reduction	Baghouse	Halogenated PAC Sorbent Injection	ARP, CSNOX, CSOSG2E, CSSO2G1, MATS
MI	J H Campbell	1710	2	########	1	1	279	886.6	Measured	0.34	Calculated	273.2	Measured	0.105	Calculated	109.4	Measured	0.042	Measured	2604.6	Measured	Coal	Cell burner boiler	Dry Sorbent Injection	Low NOx Cell Burner|Selective Catalytic Reduction	Baghouse	Halogenated PAC Sorbent Injection	ARP, CSNOX, CSOSG2E, CSSO2G1, MATS
MI	J H Campbell	1710	2	########	2	1	280	694.9	Measured	0.265	Calculated	275.5	Measured	0.105	Calculated	107.7	Measured	0.041	Measured	2626.8	Measured	Coal	Cell burner boiler	Dry Sorbent Injection	Low NOx Cell Burner|Selective Catalytic Reduction	Baghouse	Halogenated PAC Sorbent Injection	ARP, CSNOX, CSOSG2E, CSSO2G1, MATS
MI	J H Campbell	1710	2	########	3	1	280	623	Measured	0.237	Calculated	275.4	Measured	0.105	Calculated	105	Measured	0.04	Measured	2625.8	Measured	Coal	Cell burner boiler	Dry Sorbent Injection	Low NOx Cell Burner|Selective Catalytic Reduction	Baghouse	Halogenated PAC Sorbent Injection	ARP, CSNOX, CSOSG2E, CSSO2G1, MATS
MI	J H Campbell	1710	2	########	4	1	281	660	Measured	0.25	Calculated	277.4	Measured	0.105	Calculated	105.8	Measured	0.04	Measured	2645.1	Measured	Coal	Cell burner boiler	Dry Sorbent Injection	Low NOx Cell Burner|Selective Catalytic Reduction	Baghouse	Halogenated PAC Sorbent Injection	ARP, CSNOX, CSOSG2E, CSSO2G1, MATS
MI	J H Campbell	1710	2	########	5	1	280	714.5	Measured	0.272	Calculated	275	Measured	0.105	Calculated	107.5	Measured	0.041	Measured	2622.4	Measured	Coal	Cell burner boiler	Dry Sorbent Injection	Low NOx Cell Burner|Selective Catalytic Reduction	Baghouse	Halogenated PAC Sorbent Injection	ARP, CSNOX, CSOSG2E, CSSO2G1, MATS
MI	J H Campbell	1710	2	########	6	1	280	703.3	Measured	0.268	Calculated	275.7	Measured	0.105	Calculated	107.8	Measured	0.041	Measured	2628.7	Measured	Coal	Cell burner boiler	Dry Sorbent Injection	Low NOx Cell Burner|Selective Catalytic Reduction	Baghouse	Halogenated PAC Sorbent Injection	ARP, CSNOX, CSOSG2E, CSSO2G1, MATS
MI	J H Campbell	1710	2	########	7	1	280	672.7	Measured	0.256	Calculated	275.2	Measured	0.105	Calculated	107.6	Measured	0.041	Measured	2624	Measured	Coal	Cell burner boiler	Dry Sorbent Injection	Low NOx Cell Burner|Selective Catalytic Reduction	Baghouse	Halogenated PAC Sorbent Injection	ARP, CSNOX, CSOSG2E, CSSO2G1, MATS
MI	J H Campbell	1710	2	########	8	1	279	651.8	Measured	0.249	Calculated	274.2	Measured	0.105	Calculated	107.2	Measured	0.041	Measured	2614.8	Measured	Coal	Cell burner boiler	Dry Sorbent Injection	Low NOx Cell Burner|Selective Catalytic Reduction	Baghouse	Halogenated PAC Sorbent Injection	ARP, CSNOX, CSOSG2E, CSSO2G1, MATS
MI	J H Campbell	1710	2	########	9	1	280	763.3	Measured	0.291	Calculated	275.1	Measured	0.105	Calculated	107.6	Measured	0.041	Measured	2623.2	Measured	Coal	Cell burner boiler	Dry Sorbent Injection	Low NOx Cell Burner|Selective Catalytic Reduction	Baghouse	Halogenated PAC Sorbent Injection	ARP, CSNOX, CSOSG2E, CSSO2G1, MATS
MI	J H Campbell	1710	2	########	10	1	280	769.2	Measured	0.292	Calculated	276	Measured	0.105	Calculated	105.2	Measured	0.04	Measured	2631.1	Measured	Coal	Cell burner boiler	Dry Sorbent Injection	Low NOx Cell Burner|Selective Catalytic Reduction	Baghouse	Halogenated PAC Sorbent Injection	ARP, CSNOX, CSOSG2E, CSSO2G1, MATS
MI	J H Campbell	1710	2	########	11	1	280	698.5	Measured	0.266	Calculated	275.8	Measured	0.105	Calculated	105.2	Measured	0.04	Measured	2629.6	Measured	Coal	Cell burner boiler	Dry Sorbent Injection	Low NOx Cell Burner|Selective Catalytic Reduction	Baghouse	Halogenated PAC Sorbent Injection	ARP, CSNOX, CSOSG2E, CSSO2G1, MATS
MI	J H Campbell	1710	2	########	12	1	280	693	Measured	0.263	Calculated	275.9	Measured	0.105	Calculated	115.7	Measured	0.044	Measured	2630.4	Measured	Coal	Cell burner boiler	Dry Sorbent Injection	Low NOx Cell Burner|Selective Catalytic Reduction	Baghouse	Halogenated PAC Sorbent Injection	ARP, CSNOX, CSOSG2E, CSSO2G1, MATS
MI	J H Campbell	1710	2	########	13	1	280	660.2	Measured	0.251	Calculated	276.3	Measured	0.105	Calculated	105.4	Measured	0.04	Measured	2634.3	Measured	Coal	Cell burner boiler	Dry Sorbent Injection	Low NOx Cell Burner|Selective Catalytic Reduction	Baghouse	Halogenated PAC Sorbent Injection	ARP, CSNOX, CSOSG2E, CSSO2G1, MATS
MI	J H Campbell	1710	2	########	14	1	281	665	Measured	0.252	Calculated	277.1	Measured	0.105	Calculated	105.7	Measured	0.04	Measured	2641.7	Measured	Coal	Cell burner boiler	Dry Sorbent Injection	Low NOx Cell Burner|Selective Catalytic Reduction	Baghouse	Halogenated PAC Sorbent Injection	ARP, CSNOX, CSOSG2E, CSSO2G1, MATS
MI	J H Campbell	1710	2	########	15	1	279	712.8	Measured	0.271	Calculated	275.5	Measured	0.105	Calculated	102.4	Measured	0.039	Measured	2626.9	Measured	Coal	Cell burner boiler	Dry Sorbent Injection	Low NOx Cell Burner|Selective Catalytic Reduction	Baghouse	Halogenated PAC Sorbent Injection	ARP, CSNOX, CSOSG2E, CSSO2G1, MATS
MI	J H Campbell	1710	2	########	16	1	281	711.3	Measured	0.27	Calculated	276.3	Measured	0.105	Calculated	108	Measured	0.041	Measured	2634.4	Measured	Coal	Cell burner boiler	Dry Sorbent Injection	Low NOx Cell Burner|Selective Catalytic Reduction	Baghouse	Halogenated PAC Sorbent Injection	ARP, CSNOX, CSOSG2E, CSSO2G1, MATS
MI	J H Campbell	1710	2	########	17	1	277	615.8	Measured	0.237	Calculated	272.6	Measured	0.105	Calculated	106.6	Measured	0.041	Measured	2599	Measured	Coal	Cell burner boiler	Dry Sorbent Injection	Low NOx Cell Burner|Selective Catalytic Reduction	Baghouse	Halogenated PAC Sorbent Injection	ARP, CSNOX, CSOSG2E, CSSO2G1, MATS
MI	J H Campbell	1710	2	########	18	1	259	546.6	Measured	0.222	Calculated	257.8	Measured	0.105	Calculated	103.2	Measured	0.042	Measured	2457.9	Measured	Coal	Cell burner boiler	Dry Sorbent Injection	Low NOx Cell Burner|Selective Catalytic Reduction	Baghouse	Halogenated PAC Sorbent Injection	ARP, CSNOX, CSOSG2E, CSSO2G1, MATS
MI	J H Campbell	1710	2	########	19	1	245	530.2	Measured	0.224	Calculated	248.7	Measured	0.105	Calculated	99.6	Measured	0.042	Measured	2371.2	Measured	Coal	Cell burner boiler	Dry Sorbent Injection	Low NOx Cell Burner|Selective Catalytic Reduction	Baghouse	Halogenated PAC Sorbent Injection	ARP, CSNOX, CSOSG2E, CSSO2G1, MATS
MI	J H Campbell	1710	2	########	20	1	170	413.1	Measured	0.232	Calculated	186.5	Measured	0.105	Calculated	275.7	Measured	0.155	Measured	1778.4	Measured	Coal	Cell burner boiler	Dry Sorbent Injection	Low NOx Cell Burner|Selective Catalytic Reduction	Baghouse	Halogenated PAC Sorbent Injection	ARP, CSNOX, CSOSG2E, CSSO2G1, MATS
MI	J H Campbell	1710	2	########	21	1	139	410.1	Measured	0.271	Calculated	158.5	Measured	0.105	Calculated	268.9	Measured	0.178	Measured	1510.9	Measured	Coal	Cell burner boiler	Dry Sorbent Injection	Low NOx Cell Burner|Selective Catalytic Reduction	Baghouse	Halogenated PAC Sorbent Injection	ARP, CSNOX, CSOSG2E, CSSO2G1, MATS
MI	J H Campbell	1710	2	########	22	0.32	53	78.72	Measured	0.259	Calculated	31.936	Measured	0.105	Calculated	63.616	Measured	0.209	Measured	304.352	Measured	Coal	Cell burner boiler	Dry Sorbent Injection	Low NOx Cell Burner|Selective Catalytic Reduction	Baghouse	Halogenated PAC Sorbent Injection	ARP, CSNOX, CSOSG2E, CSSO2G1, MATS
MI	J H Campbell	1710	2	########	23	0																Coal	Cell burner boiler	Dry Sorbent Injection	Low NOx Cell Burner|Selective Catalytic Reduction	Baghouse	Halogenated PAC Sorbent Injection	ARP, CSNOX, CSOSG2E, CSSO2G1, MATS
MI	J H Campbell	1710	2	########	0	0																Coal	Cell burner boiler	Dry Sorbent Injection	Low NOx Cell Burner|Selective Catalytic Reduction	Baghouse	Halogenated PAC Sorbent Injection	ARP, CSNOX, CSOSG2E, CSSO2G1, MATS
MI	J H Campbell	1710	2	########	1	0																Coal	Cell burner boiler	Dry Sorbent Injection	Low NOx Cell Burner|Selective Catalytic Reduction	Baghouse	Halogenated PAC Sorbent Injection	ARP, CSNOX, CSOSG2E, CSSO2G1, MATS
MI	J H Campbell	1710	2	########	2	0																Coal	Cell burner boiler	Dry Sorbent Injection	Low NOx Cell Burner|Selective Catalytic Reduction	Baghouse	Halogenated PAC Sorbent Injection	ARP, CSNOX, CSOSG2E, CSSO2G1, MATS
MI	J H Campbell	1710	2	########	3	0																Coal	Cell burner boiler	Dry Sorbent Injection	Low NOx Cell Burner|Selective Catalytic Reduction	Baghouse	Halogenated PAC Sorbent Injection	ARP, CSNOX, CSOSG2E, CSSO2G1, MATS
MI	J H Campbell	1710	2	########	4	0																Coal	Cell burner boiler	Dry Sorbent Injection	Low NOx Cell Burner|Selective Catalytic Reduction	Baghouse	Halogenated PAC Sorbent Injection	ARP, CSNOX, CSOSG2E, CSSO2G1, MATS
MI	J H Campbell	1710	2	########	5	0																Coal	Cell burner boiler	Dry Sorbent Injection	Low NOx Cell Burner|Selective Catalytic Reduction	Baghouse	Halogenated PAC Sorbent Injection	ARP, CSNOX, CSOSG2E, CSSO2G1, MATS
MI	J H Campbell	1710	2	########	6	0																Coal	Cell burner boiler	Dry Sorbent Injection	Low NOx Cell Burner|Selective Catalytic Reduction	Baghouse	Halogenated PAC Sorbent Injection	ARP, CSNOX, CSOSG2E, CSSO2G1, MATS
MI	J H Campbell	1710	2	########	7	0																Coal	Cell burner boiler	Dry Sorbent Injection	Low NOx Cell Burner|Selective Catalytic Reduction	Baghouse	Halogenated PAC Sorbent Injection	ARP, CSNOX, CSOSG2E, CSSO2G1, MATS
MI	J H Campbell	1710	2	########	8	0																Coal	Cell burner boiler	Dry Sorbent Injection	Low NOx Cell Burner|Selective Catalytic Reduction	Baghouse	Halogenated PAC Sorbent Injection	ARP, CSNOX, CSOSG2E, CSSO2G1, MATS

MI	J H Campbell	1710	2	########	9	0	Coal	Cell burner boiler	Dry Sorbent Injection	Low NOx Cell Burner|Selective Catalytic Reduction	Baghouse	Halogenated PAC Sorbent Injection	ARP, CSNOX, CSOSG2E, CSSO2G1, MATS
MI	J H Campbell	1710	2	########	10	0	Coal	Cell burner boiler	Dry Sorbent Injection	Low NOx Cell Burner|Selective Catalytic Reduction	Baghouse	Halogenated PAC Sorbent Injection	ARP, CSNOX, CSOSG2E, CSSO2G1, MATS
MI	J H Campbell	1710	2	########	11	0	Coal	Cell burner boiler	Dry Sorbent Injection	Low NOx Cell Burner|Selective Catalytic Reduction	Baghouse	Halogenated PAC Sorbent Injection	ARP, CSNOX, CSOSG2E, CSSO2G1, MATS
MI	J H Campbell	1710	2	########	12	0	Coal	Cell burner boiler	Dry Sorbent Injection	Low NOx Cell Burner|Selective Catalytic Reduction	Baghouse	Halogenated PAC Sorbent Injection	ARP, CSNOX, CSOSG2E, CSSO2G1, MATS
MI	J H Campbell	1710	2	########	13	0	Coal	Cell burner boiler	Dry Sorbent Injection	Low NOx Cell Burner|Selective Catalytic Reduction	Baghouse	Halogenated PAC Sorbent Injection	ARP, CSNOX, CSOSG2E, CSSO2G1, MATS
MI	J H Campbell	1710	2	########	14	0	Coal	Cell burner boiler	Dry Sorbent Injection	Low NOx Cell Burner|Selective Catalytic Reduction	Baghouse	Halogenated PAC Sorbent Injection	ARP, CSNOX, CSOSG2E, CSSO2G1, MATS
MI	J H Campbell	1710	2	########	15	0	Coal	Cell burner boiler	Dry Sorbent Injection	Low NOx Cell Burner|Selective Catalytic Reduction	Baghouse	Halogenated PAC Sorbent Injection	ARP, CSNOX, CSOSG2E, CSSO2G1, MATS
MI	J H Campbell	1710	2	########	16	0	Coal	Cell burner boiler	Dry Sorbent Injection	Low NOx Cell Burner|Selective Catalytic Reduction	Baghouse	Halogenated PAC Sorbent Injection	ARP, CSNOX, CSOSG2E, CSSO2G1, MATS
MI	J H Campbell	1710	2	########	17	0	Coal	Cell burner boiler	Dry Sorbent Injection	Low NOx Cell Burner|Selective Catalytic Reduction	Baghouse	Halogenated PAC Sorbent Injection	ARP, CSNOX, CSOSG2E, CSSO2G1, MATS
MI	J H Campbell	1710	2	########	18	0	Coal	Cell burner boiler	Dry Sorbent Injection	Low NOx Cell Burner|Selective Catalytic Reduction	Baghouse	Halogenated PAC Sorbent Injection	ARP, CSNOX, CSOSG2E, CSSO2G1, MATS
MI	J H Campbell	1710	2	########	19	0	Coal	Cell burner boiler	Dry Sorbent Injection	Low NOx Cell Burner|Selective Catalytic Reduction	Baghouse	Halogenated PAC Sorbent Injection	ARP, CSNOX, CSOSG2E, CSSO2G1, MATS
MI	J H Campbell	1710	2	########	20	0	Coal	Cell burner boiler	Dry Sorbent Injection	Low NOx Cell Burner|Selective Catalytic Reduction	Baghouse	Halogenated PAC Sorbent Injection	ARP, CSNOX, CSOSG2E, CSSO2G1, MATS
MI	J H Campbell	1710	2	########	21	0	Coal	Cell burner boiler	Dry Sorbent Injection	Low NOx Cell Burner|Selective Catalytic Reduction	Baghouse	Halogenated PAC Sorbent Injection	ARP, CSNOX, CSOSG2E, CSSO2G1, MATS
MI	J H Campbell	1710	2	########	22	0	Coal	Cell burner boiler	Dry Sorbent Injection	Low NOx Cell Burner|Selective Catalytic Reduction	Baghouse	Halogenated PAC Sorbent Injection	ARP, CSNOX, CSOSG2E, CSSO2G1, MATS
MI	J H Campbell	1710	2	########	23	0	Coal	Cell burner boiler	Dry Sorbent Injection	Low NOx Cell Burner|Selective Catalytic Reduction	Baghouse	Halogenated PAC Sorbent Injection	ARP, CSNOX, CSOSG2E, CSSO2G1, MATS
MI	J H Campbell	1710	2	########	0	0	Coal	Cell burner boiler	Dry Sorbent Injection	Low NOx Cell Burner|Selective Catalytic Reduction	Baghouse	Halogenated PAC Sorbent Injection	ARP, CSNOX, CSOSG2E, CSSO2G1, MATS
MI	J H Campbell	1710	2	########	1	0	Coal	Cell burner boiler	Dry Sorbent Injection	Low NOx Cell Burner|Selective Catalytic Reduction	Baghouse	Halogenated PAC Sorbent Injection	ARP, CSNOX, CSOSG2E, CSSO2G1, MATS
MI	J H Campbell	1710	2	########	2	0	Coal	Cell burner boiler	Dry Sorbent Injection	Low NOx Cell Burner|Selective Catalytic Reduction	Baghouse	Halogenated PAC Sorbent Injection	ARP, CSNOX, CSOSG2E, CSSO2G1, MATS
MI	J H Campbell	1710	2	########	3	0	Coal	Cell burner boiler	Dry Sorbent Injection	Low NOx Cell Burner|Selective Catalytic Reduction	Baghouse	Halogenated PAC Sorbent Injection	ARP, CSNOX, CSOSG2E, CSSO2G1, MATS
MI	J H Campbell	1710	2	########	4	0	Coal	Cell burner boiler	Dry Sorbent Injection	Low NOx Cell Burner|Selective Catalytic Reduction	Baghouse	Halogenated PAC Sorbent Injection	ARP, CSNOX, CSOSG2E, CSSO2G1, MATS
MI	J H Campbell	1710	2	########	5	0	Coal	Cell burner boiler	Dry Sorbent Injection	Low NOx Cell Burner|Selective Catalytic Reduction	Baghouse	Halogenated PAC Sorbent Injection	ARP, CSNOX, CSOSG2E, CSSO2G1, MATS
MI	J H Campbell	1710	2	########	6	0	Coal	Cell burner boiler	Dry Sorbent Injection	Low NOx Cell Burner|Selective Catalytic Reduction	Baghouse	Halogenated PAC Sorbent Injection	ARP, CSNOX, CSOSG2E, CSSO2G1, MATS
MI	J H Campbell	1710	2	########	7	0	Coal	Cell burner boiler	Dry Sorbent Injection	Low NOx Cell Burner|Selective Catalytic Reduction	Baghouse	Halogenated PAC Sorbent Injection	ARP, CSNOX, CSOSG2E, CSSO2G1, MATS
MI	J H Campbell	1710	2	########	8	0	Coal	Cell burner boiler	Dry Sorbent Injection	Low NOx Cell Burner|Selective Catalytic Reduction	Baghouse	Halogenated PAC Sorbent Injection	ARP, CSNOX, CSOSG2E, CSSO2G1, MATS
MI	J H Campbell	1710	2	########	9	0	Coal	Cell burner boiler	Dry Sorbent Injection	Low NOx Cell Burner|Selective Catalytic Reduction	Baghouse	Halogenated PAC Sorbent Injection	ARP, CSNOX, CSOSG2E, CSSO2G1, MATS
MI	J H Campbell	1710	2	########	10	0	Coal	Cell burner boiler	Dry Sorbent Injection	Low NOx Cell Burner|Selective Catalytic Reduction	Baghouse	Halogenated PAC Sorbent Injection	ARP, CSNOX, CSOSG2E, CSSO2G1, MATS
MI	J H Campbell	1710	2	########	11	0	Coal	Cell burner boiler	Dry Sorbent Injection	Low NOx Cell Burner|Selective Catalytic Reduction	Baghouse	Halogenated PAC Sorbent Injection	ARP, CSNOX, CSOSG2E, CSSO2G1, MATS
MI	J H Campbell	1710	2	########	12	0	Coal	Cell burner boiler	Dry Sorbent Injection	Low NOx Cell Burner|Selective Catalytic Reduction	Baghouse	Halogenated PAC Sorbent Injection	ARP, CSNOX, CSOSG2E, CSSO2G1, MATS
MI	J H Campbell	1710	2	########	13	0	Coal	Cell burner boiler	Dry Sorbent Injection	Low NOx Cell Burner|Selective Catalytic Reduction	Baghouse	Halogenated PAC Sorbent Injection	ARP, CSNOX, CSOSG2E, CSSO2G1, MATS
MI	J H Campbell	1710	2	########	14	0	Coal	Cell burner boiler	Dry Sorbent Injection	Low NOx Cell Burner|Selective Catalytic Reduction	Baghouse	Halogenated PAC Sorbent Injection	ARP, CSNOX, CSOSG2E, CSSO2G1, MATS
MI	J H Campbell	1710	2	########	15	0	Coal	Cell burner boiler	Dry Sorbent Injection	Low NOx Cell Burner|Selective Catalytic Reduction	Baghouse	Halogenated PAC Sorbent Injection	ARP, CSNOX, CSOSG2E, CSSO2G1, MATS
MI	J H Campbell	1710	2	########	16	0	Coal	Cell burner boiler	Dry Sorbent Injection	Low NOx Cell Burner|Selective Catalytic Reduction	Baghouse	Halogenated PAC Sorbent Injection	ARP, CSNOX, CSOSG2E, CSSO2G1, MATS
MI	J H Campbell	1710	2	########	17	0	Coal	Cell burner boiler	Dry Sorbent Injection	Low NOx Cell Burner|Selective Catalytic Reduction	Baghouse	Halogenated PAC Sorbent Injection	ARP, CSNOX, CSOSG2E, CSSO2G1, MATS
MI	J H Campbell	1710	2	########	18	0	Coal	Cell burner boiler	Dry Sorbent Injection	Low NOx Cell Burner|Selective Catalytic Reduction	Baghouse	Halogenated PAC Sorbent Injection	ARP, CSNOX, CSOSG2E, CSSO2G1, MATS
MI	J H Campbell	1710	2	########	19	0	Coal	Cell burner boiler	Dry Sorbent Injection	Low NOx Cell Burner|Selective Catalytic Reduction	Baghouse	Halogenated PAC Sorbent Injection	ARP, CSNOX, CSOSG2E, CSSO2G1, MATS
MI	J H Campbell	1710	2	########	20	0	Coal	Cell burner boiler	Dry Sorbent Injection	Low NOx Cell Burner|Selective Catalytic Reduction	Baghouse	Halogenated PAC Sorbent Injection	ARP, CSNOX, CSOSG2E, CSSO2G1, MATS
MI	J H Campbell	1710	2	########	21	0	Coal	Cell burner boiler	Dry Sorbent Injection	Low NOx Cell Burner|Selective Catalytic Reduction	Baghouse	Halogenated PAC Sorbent Injection	ARP, CSNOX, CSOSG2E, CSSO2G1, MATS
MI	J H Campbell	1710	2	########	22	0	Coal	Cell burner boiler	Dry Sorbent Injection	Low NOx Cell Burner|Selective Catalytic Reduction	Baghouse	Halogenated PAC Sorbent Injection	ARP, CSNOX, CSOSG2E, CSSO2G1, MATS
MI	J H Campbell	1710	2	########	23	0	Coal	Cell burner boiler	Dry Sorbent Injection	Low NOx Cell Burner|Selective Catalytic Reduction	Baghouse	Halogenated PAC Sorbent Injection	ARP, CSNOX, CSOSG2E, CSSO2G1, MATS
MI	J H Campbell	1710	2	########	0	0	Coal	Cell burner boiler	Dry Sorbent Injection	Low NOx Cell Burner|Selective Catalytic Reduction	Baghouse	Halogenated PAC Sorbent Injection	ARP, CSNOX, CSOSG2E, CSSO2G1, MATS
MI	J H Campbell	1710	2	########	1	0	Coal	Cell burner boiler	Dry Sorbent Injection	Low NOx Cell Burner|Selective Catalytic Reduction	Baghouse	Halogenated PAC Sorbent Injection	ARP, CSNOX, CSOSG2E, CSSO2G1, MATS
MI	J H Campbell	1710	2	########	2	0	Coal	Cell burner boiler	Dry Sorbent Injection	Low NOx Cell Burner|Selective Catalytic Reduction	Baghouse	Halogenated PAC Sorbent Injection	ARP, CSNOX, CSOSG2E, CSSO2G1, MATS
MI	J H Campbell	1710	2	########	3	0	Coal	Cell burner boiler	Dry Sorbent Injection	Low NOx Cell Burner|Selective Catalytic Reduction	Baghouse	Halogenated PAC Sorbent Injection	ARP, CSNOX, CSOSG2E, CSSO2G1, MATS
MI	J H Campbell	1710	2	########	4	0	Coal	Cell burner boiler	Dry Sorbent Injection	Low NOx Cell Burner|Selective Catalytic Reduction	Baghouse	Halogenated PAC Sorbent Injection	ARP, CSNOX, CSOSG2E, CSSO2G1, MATS
MI	J H Campbell	1710	2	########	5	0	Coal	Cell burner boiler	Dry Sorbent Injection	Low NOx Cell Burner|Selective Catalytic Reduction	Baghouse	Halogenated PAC Sorbent Injection	ARP, CSNOX, CSOSG2E, CSSO2G1, MATS
MI	J H Campbell	1710	2	########	6	0	Coal	Cell burner boiler	Dry Sorbent Injection	Low NOx Cell Burner|Selective Catalytic Reduction	Baghouse	Halogenated PAC Sorbent Injection	ARP, CSNOX, CSOSG2E, CSSO2G1, MATS
MI	J H Campbell	1710	2	########	7	0	Coal	Cell burner boiler	Dry Sorbent Injection	Low NOx Cell Burner|Selective Catalytic Reduction	Baghouse	Halogenated PAC Sorbent Injection	ARP, CSNOX, CSOSG2E, CSSO2G1, MATS
MI	J H Campbell	1710	2	########	8	0	Coal	Cell burner boiler	Dry Sorbent Injection	Low NOx Cell Burner|Selective Catalytic Reduction	Baghouse	Halogenated PAC Sorbent Injection	ARP, CSNOX, CSOSG2E, CSSO2G1, MATS
MI	J H Campbell	1710	2	########	9	0	Coal	Cell burner boiler	Dry Sorbent Injection	Low NOx Cell Burner|Selective Catalytic Reduction	Baghouse	Halogenated PAC Sorbent Injection	ARP, CSNOX, CSOSG2E, CSSO2G1, MATS
MI	J H Campbell	1710	2	########	10	0	Coal	Cell burner boiler	Dry Sorbent Injection	Low NOx Cell Burner|Selective Catalytic Reduction	Baghouse	Halogenated PAC Sorbent Injection	ARP, CSNOX, CSOSG2E, CSSO2G1, MATS
MI	J H Campbell	1710	2	########	11	0	Coal	Cell burner boiler	Dry Sorbent Injection	Low NOx Cell Burner|Selective Catalytic Reduction	Baghouse	Halogenated PAC Sorbent Injection	ARP, CSNOX, CSOSG2E, CSSO2G1, MATS
MI	J H Campbell	1710	2	########	12	0	Coal	Cell burner boiler	Dry Sorbent Injection	Low NOx Cell Burner|Selective Catalytic Reduction	Baghouse	Halogenated PAC Sorbent Injection	ARP, CSNOX, CSOSG2E, CSSO2G1, MATS
MI	J H Campbell	1710	2	########	13	0	Coal	Cell burner boiler	Dry Sorbent Injection	Low NOx Cell Burner|Selective Catalytic Reduction	Baghouse	Halogenated PAC Sorbent Injection	ARP, CSNOX, CSOSG2E, CSSO2G1, MATS
MI	J H Campbell	1710	2	########	14	0	Coal	Cell burner boiler	Dry Sorbent Injection	Low NOx Cell Burner|Selective Catalytic Reduction	Baghouse	Halogenated PAC Sorbent Injection	ARP, CSNOX, CSOSG2E, CSSO2G1, MATS
MI	J H Campbell	1710	2	########	15	0	Coal	Cell burner boiler	Dry Sorbent Injection	Low NOx Cell Burner|Selective Catalytic Reduction	Baghouse	Halogenated PAC Sorbent Injection	ARP, CSNOX, CSOSG2E, CSSO2G1, MATS
MI	J H Campbell	1710	2	########	16	0	Coal	Cell burner boiler	Dry Sorbent Injection	Low NOx Cell Burner|Selective Catalytic Reduction	Baghouse	Halogenated PAC Sorbent Injection	ARP, CSNOX, CSOSG2E, CSSO2G1, MATS
MI	J H Campbell	1710	2	########	17	0	Coal	Cell burner boiler	Dry Sorbent Injection	Low NOx Cell Burner|Selective Catalytic Reduction	Baghouse	Halogenated PAC Sorbent Injection	ARP, CSNOX, CSOSG2E, CSSO2G1, MATS
MI	J H Campbell	1710	2	########	18	0	Coal	Cell burner boiler	Dry Sorbent Injection	Low NOx Cell Burner|Selective Catalytic Reduction	Baghouse	Halogenated PAC Sorbent Injection	ARP, CSNOX, CSOSG2E, CSSO2G1, MATS
MI	J H Campbell	1710	2	########	19	0	Coal	Cell burner boiler	Dry Sorbent Injection	Low NOx Cell Burner|Selective Catalytic Reduction	Baghouse	Halogenated PAC Sorbent Injection	ARP, CSNOX, CSOSG2E, CSSO2G1, MATS
MI	J H Campbell	1710	2	########	20	0	Coal	Cell burner boiler	Dry Sorbent Injection	Low NOx Cell Burner|Selective Catalytic Reduction	Baghouse	Halogenated PAC Sorbent Injection	ARP, CSNOX, CSOSG2E, CSSO2G1, MATS
MI	J H Campbell	1710	2	########	21	0	Coal	Cell burner boiler	Dry Sorbent Injection	Low NOx Cell Burner|Selective Catalytic Reduction	Baghouse	Halogenated PAC Sorbent Injection	ARP, CSNOX, CSOSG2E, CSSO2G1, MATS
MI	J H Campbell	1710	2	########	22	0	Coal	Cell burner boiler	Dry Sorbent Injection	Low NOx Cell Burner|Selective Catalytic Reduction	Baghouse	Halogenated PAC Sorbent Injection	ARP, CSNOX, CSOSG2E, CSSO2G1, MATS
MI	J H Campbell	1710	2	########	23	0	Coal	Cell burner boiler	Dry Sorbent Injection	Low NOx Cell Burner|Selective Catalytic Reduction	Baghouse	Halogenated PAC Sorbent Injection	ARP, CSNOX, CSOSG2E, CSSO2G1, MATS
MI	J H Campbell	1710	2	########	0	0	Coal	Cell burner boiler	Dry Sorbent Injection	Low NOx Cell Burner|Selective Catalytic Reduction	Baghouse	Halogenated PAC Sorbent Injection	ARP, CSNOX, CSOSG2E, CSSO2G1, MATS
MI	J H Campbell	1710	2	########	1	0	Coal	Cell burner boiler	Dry Sorbent Injection	Low NOx Cell Burner|Selective Catalytic Reduction	Baghouse	Halogenated PAC Sorbent Injection	ARP, CSNOX, CSOSG2E, CSSO2G1, MATS
MI	J H Campbell	1710	2	########	2	0	Coal	Cell burner boiler	Dry Sorbent Injection	Low NOx Cell Burner|Selective Catalytic Reduction	Baghouse	Halogenated PAC Sorbent Injection	ARP, CSNOX, CSOSG2E, CSSO2G1, MATS
MI	J H Campbell	1710	2	########	3	0	Coal	Cell burner boiler	Dry Sorbent Injection	Low NOx Cell Burner|Selective Catalytic Reduction	Baghouse	Halogenated PAC Sorbent Injection	ARP, CSNOX, CSOSG2E, CSSO2G1, MATS
MI	J H Campbell	1710	2	########	4	0	Coal	Cell burner boiler	Dry Sorbent Injection	Low NOx Cell Burner|Selective Catalytic Reduction	Baghouse	Halogenated PAC Sorbent Injection	ARP, CSNOX, CSOSG2E, CSSO2G1, MATS
MI	J H Campbell	1710	2	########	5	0	Coal	Cell burner boiler	Dry Sorbent Injection	Low NOx Cell Burner|Selective Catalytic Reduction	Baghouse	Halogenated PAC Sorbent Injection	ARP, CSNOX, CSOSG2E, CSSO2G1, MATS
MI	J H Campbell	1710	2	########	6	0	Coal	Cell burner boiler	Dry Sorbent Injection	Low NOx Cell Burner|Selective Catalytic Reduction	Baghouse	Halogenated PAC Sorbent Injection	ARP, CSNOX, CSOSG2E, CSSO2G1, MATS
MI	J H Campbell	1710	2	########	7	0	Coal	Cell burner boiler	Dry Sorbent Injection	Low NOx Cell Burner|Selective Catalytic Reduction	Baghouse	Halogenated PAC Sorbent Injection	ARP, CSNOX, CSOSG2E, CSSO2G1, MATS

MI	J H Campbell	1710	2	########	8	0	Coal	Cell burner boiler	Dry Sorbent Injection	Low NOx Cell Burner|Selective Catalytic Reduction	Baghouse	Halogenated PAC Sorbent Injection	ARP, CSNOX, CSOSG2E, CSSO2G1, MATS
MI	J H Campbell	1710	2	########	9	0	Coal	Cell burner boiler	Dry Sorbent Injection	Low NOx Cell Burner|Selective Catalytic Reduction	Baghouse	Halogenated PAC Sorbent Injection	ARP, CSNOX, CSOSG2E, CSSO2G1, MATS
MI	J H Campbell	1710	2	########	10	0	Coal	Cell burner boiler	Dry Sorbent Injection	Low NOx Cell Burner|Selective Catalytic Reduction	Baghouse	Halogenated PAC Sorbent Injection	ARP, CSNOX, CSOSG2E, CSSO2G1, MATS
MI	J H Campbell	1710	2	########	11	0	Coal	Cell burner boiler	Dry Sorbent Injection	Low NOx Cell Burner|Selective Catalytic Reduction	Baghouse	Halogenated PAC Sorbent Injection	ARP, CSNOX, CSOSG2E, CSSO2G1, MATS
MI	J H Campbell	1710	2	########	12	0	Coal	Cell burner boiler	Dry Sorbent Injection	Low NOx Cell Burner|Selective Catalytic Reduction	Baghouse	Halogenated PAC Sorbent Injection	ARP, CSNOX, CSOSG2E, CSSO2G1, MATS
MI	J H Campbell	1710	2	########	13	0	Coal	Cell burner boiler	Dry Sorbent Injection	Low NOx Cell Burner|Selective Catalytic Reduction	Baghouse	Halogenated PAC Sorbent Injection	ARP, CSNOX, CSOSG2E, CSSO2G1, MATS
MI	J H Campbell	1710	2	########	14	0	Coal	Cell burner boiler	Dry Sorbent Injection	Low NOx Cell Burner|Selective Catalytic Reduction	Baghouse	Halogenated PAC Sorbent Injection	ARP, CSNOX, CSOSG2E, CSSO2G1, MATS
MI	J H Campbell	1710	2	########	15	0	Coal	Cell burner boiler	Dry Sorbent Injection	Low NOx Cell Burner|Selective Catalytic Reduction	Baghouse	Halogenated PAC Sorbent Injection	ARP, CSNOX, CSOSG2E, CSSO2G1, MATS
MI	J H Campbell	1710	2	########	16	0	Coal	Cell burner boiler	Dry Sorbent Injection	Low NOx Cell Burner|Selective Catalytic Reduction	Baghouse	Halogenated PAC Sorbent Injection	ARP, CSNOX, CSOSG2E, CSSO2G1, MATS
MI	J H Campbell	1710	2	########	17	0	Coal	Cell burner boiler	Dry Sorbent Injection	Low NOx Cell Burner|Selective Catalytic Reduction	Baghouse	Halogenated PAC Sorbent Injection	ARP, CSNOX, CSOSG2E, CSSO2G1, MATS
MI	J H Campbell	1710	2	########	18	0	Coal	Cell burner boiler	Dry Sorbent Injection	Low NOx Cell Burner|Selective Catalytic Reduction	Baghouse	Halogenated PAC Sorbent Injection	ARP, CSNOX, CSOSG2E, CSSO2G1, MATS
MI	J H Campbell	1710	2	########	19	0	Coal	Cell burner boiler	Dry Sorbent Injection	Low NOx Cell Burner|Selective Catalytic Reduction	Baghouse	Halogenated PAC Sorbent Injection	ARP, CSNOX, CSOSG2E, CSSO2G1, MATS
MI	J H Campbell	1710	2	########	20	0	Coal	Cell burner boiler	Dry Sorbent Injection	Low NOx Cell Burner|Selective Catalytic Reduction	Baghouse	Halogenated PAC Sorbent Injection	ARP, CSNOX, CSOSG2E, CSSO2G1, MATS
MI	J H Campbell	1710	2	########	21	0	Coal	Cell burner boiler	Dry Sorbent Injection	Low NOx Cell Burner|Selective Catalytic Reduction	Baghouse	Halogenated PAC Sorbent Injection	ARP, CSNOX, CSOSG2E, CSSO2G1, MATS
MI	J H Campbell	1710	2	########	22	0	Coal	Cell burner boiler	Dry Sorbent Injection	Low NOx Cell Burner|Selective Catalytic Reduction	Baghouse	Halogenated PAC Sorbent Injection	ARP, CSNOX, CSOSG2E, CSSO2G1, MATS
MI	J H Campbell	1710	2	########	23	0	Coal	Cell burner boiler	Dry Sorbent Injection	Low NOx Cell Burner|Selective Catalytic Reduction	Baghouse	Halogenated PAC Sorbent Injection	ARP, CSNOX, CSOSG2E, CSSO2G1, MATS
MI	J H Campbell	1710	2	########	0	0	Coal	Cell burner boiler	Dry Sorbent Injection	Low NOx Cell Burner|Selective Catalytic Reduction	Baghouse	Halogenated PAC Sorbent Injection	ARP, CSNOX, CSOSG2E, CSSO2G1, MATS
MI	J H Campbell	1710	2	########	1	0	Coal	Cell burner boiler	Dry Sorbent Injection	Low NOx Cell Burner|Selective Catalytic Reduction	Baghouse	Halogenated PAC Sorbent Injection	ARP, CSNOX, CSOSG2E, CSSO2G1, MATS
MI	J H Campbell	1710	2	########	2	0	Coal	Cell burner boiler	Dry Sorbent Injection	Low NOx Cell Burner|Selective Catalytic Reduction	Baghouse	Halogenated PAC Sorbent Injection	ARP, CSNOX, CSOSG2E, CSSO2G1, MATS
MI	J H Campbell	1710	2	########	3	0	Coal	Cell burner boiler	Dry Sorbent Injection	Low NOx Cell Burner|Selective Catalytic Reduction	Baghouse	Halogenated PAC Sorbent Injection	ARP, CSNOX, CSOSG2E, CSSO2G1, MATS
MI	J H Campbell	1710	2	########	4	0	Coal	Cell burner boiler	Dry Sorbent Injection	Low NOx Cell Burner|Selective Catalytic Reduction	Baghouse	Halogenated PAC Sorbent Injection	ARP, CSNOX, CSOSG2E, CSSO2G1, MATS
MI	J H Campbell	1710	2	########	5	0	Coal	Cell burner boiler	Dry Sorbent Injection	Low NOx Cell Burner|Selective Catalytic Reduction	Baghouse	Halogenated PAC Sorbent Injection	ARP, CSNOX, CSOSG2E, CSSO2G1, MATS
MI	J H Campbell	1710	2	########	6	0	Coal	Cell burner boiler	Dry Sorbent Injection	Low NOx Cell Burner|Selective Catalytic Reduction	Baghouse	Halogenated PAC Sorbent Injection	ARP, CSNOX, CSOSG2E, CSSO2G1, MATS
MI	J H Campbell	1710	2	########	7	0	Coal	Cell burner boiler	Dry Sorbent Injection	Low NOx Cell Burner|Selective Catalytic Reduction	Baghouse	Halogenated PAC Sorbent Injection	ARP, CSNOX, CSOSG2E, CSSO2G1, MATS
MI	J H Campbell	1710	2	########	8	0	Coal	Cell burner boiler	Dry Sorbent Injection	Low NOx Cell Burner|Selective Catalytic Reduction	Baghouse	Halogenated PAC Sorbent Injection	ARP, CSNOX, CSOSG2E, CSSO2G1, MATS
MI	J H Campbell	1710	2	########	9	0	Coal	Cell burner boiler	Dry Sorbent Injection	Low NOx Cell Burner|Selective Catalytic Reduction	Baghouse	Halogenated PAC Sorbent Injection	ARP, CSNOX, CSOSG2E, CSSO2G1, MATS
MI	J H Campbell	1710	2	########	10	0	Coal	Cell burner boiler	Dry Sorbent Injection	Low NOx Cell Burner|Selective Catalytic Reduction	Baghouse	Halogenated PAC Sorbent Injection	ARP, CSNOX, CSOSG2E, CSSO2G1, MATS
MI	J H Campbell	1710	2	########	11	0	Coal	Cell burner boiler	Dry Sorbent Injection	Low NOx Cell Burner|Selective Catalytic Reduction	Baghouse	Halogenated PAC Sorbent Injection	ARP, CSNOX, CSOSG2E, CSSO2G1, MATS
MI	J H Campbell	1710	2	########	12	0	Coal	Cell burner boiler	Dry Sorbent Injection	Low NOx Cell Burner|Selective Catalytic Reduction	Baghouse	Halogenated PAC Sorbent Injection	ARP, CSNOX, CSOSG2E, CSSO2G1, MATS
MI	J H Campbell	1710	2	########	13	0	Coal	Cell burner boiler	Dry Sorbent Injection	Low NOx Cell Burner|Selective Catalytic Reduction	Baghouse	Halogenated PAC Sorbent Injection	ARP, CSNOX, CSOSG2E, CSSO2G1, MATS
MI	J H Campbell	1710	2	########	14	0	Coal	Cell burner boiler	Dry Sorbent Injection	Low NOx Cell Burner|Selective Catalytic Reduction	Baghouse	Halogenated PAC Sorbent Injection	ARP, CSNOX, CSOSG2E, CSSO2G1, MATS
MI	J H Campbell	1710	2	########	15	0	Coal	Cell burner boiler	Dry Sorbent Injection	Low NOx Cell Burner|Selective Catalytic Reduction	Baghouse	Halogenated PAC Sorbent Injection	ARP, CSNOX, CSOSG2E, CSSO2G1, MATS
MI	J H Campbell	1710	2	########	16	0	Coal	Cell burner boiler	Dry Sorbent Injection	Low NOx Cell Burner|Selective Catalytic Reduction	Baghouse	Halogenated PAC Sorbent Injection	ARP, CSNOX, CSOSG2E, CSSO2G1, MATS
MI	J H Campbell	1710	2	########	17	0	Coal	Cell burner boiler	Dry Sorbent Injection	Low NOx Cell Burner|Selective Catalytic Reduction	Baghouse	Halogenated PAC Sorbent Injection	ARP, CSNOX, CSOSG2E, CSSO2G1, MATS
MI	J H Campbell	1710	2	########	18	0	Coal	Cell burner boiler	Dry Sorbent Injection	Low NOx Cell Burner|Selective Catalytic Reduction	Baghouse	Halogenated PAC Sorbent Injection	ARP, CSNOX, CSOSG2E, CSSO2G1, MATS
MI	J H Campbell	1710	2	########	19	0	Coal	Cell burner boiler	Dry Sorbent Injection	Low NOx Cell Burner|Selective Catalytic Reduction	Baghouse	Halogenated PAC Sorbent Injection	ARP, CSNOX, CSOSG2E, CSSO2G1, MATS
MI	J H Campbell	1710	2	########	20	0	Coal	Cell burner boiler	Dry Sorbent Injection	Low NOx Cell Burner|Selective Catalytic Reduction	Baghouse	Halogenated PAC Sorbent Injection	ARP, CSNOX, CSOSG2E, CSSO2G1, MATS
MI	J H Campbell	1710	2	########	21	0	Coal	Cell burner boiler	Dry Sorbent Injection	Low NOx Cell Burner|Selective Catalytic Reduction	Baghouse	Halogenated PAC Sorbent Injection	ARP, CSNOX, CSOSG2E, CSSO2G1, MATS
MI	J H Campbell	1710	2	########	22	0	Coal	Cell burner boiler	Dry Sorbent Injection	Low NOx Cell Burner|Selective Catalytic Reduction	Baghouse	Halogenated PAC Sorbent Injection	ARP, CSNOX, CSOSG2E, CSSO2G1, MATS
MI	J H Campbell	1710	2	########	23	0	Coal	Cell burner boiler	Dry Sorbent Injection	Low NOx Cell Burner|Selective Catalytic Reduction	Baghouse	Halogenated PAC Sorbent Injection	ARP, CSNOX, CSOSG2E, CSSO2G1, MATS
MI	J H Campbell	1710	2	########	0	0	Coal	Cell burner boiler	Dry Sorbent Injection	Low NOx Cell Burner|Selective Catalytic Reduction	Baghouse	Halogenated PAC Sorbent Injection	ARP, CSNOX, CSOSG2E, CSSO2G1, MATS
MI	J H Campbell	1710	2	########	1	0	Coal	Cell burner boiler	Dry Sorbent Injection	Low NOx Cell Burner|Selective Catalytic Reduction	Baghouse	Halogenated PAC Sorbent Injection	ARP, CSNOX, CSOSG2E, CSSO2G1, MATS
MI	J H Campbell	1710	2	########	2	0	Coal	Cell burner boiler	Dry Sorbent Injection	Low NOx Cell Burner|Selective Catalytic Reduction	Baghouse	Halogenated PAC Sorbent Injection	ARP, CSNOX, CSOSG2E, CSSO2G1, MATS
MI	J H Campbell	1710	2	########	3	0	Coal	Cell burner boiler	Dry Sorbent Injection	Low NOx Cell Burner|Selective Catalytic Reduction	Baghouse	Halogenated PAC Sorbent Injection	ARP, CSNOX, CSOSG2E, CSSO2G1, MATS
MI	J H Campbell	1710	2	########	4	0	Coal	Cell burner boiler	Dry Sorbent Injection	Low NOx Cell Burner|Selective Catalytic Reduction	Baghouse	Halogenated PAC Sorbent Injection	ARP, CSNOX, CSOSG2E, CSSO2G1, MATS
MI	J H Campbell	1710	2	########	5	0	Coal	Cell burner boiler	Dry Sorbent Injection	Low NOx Cell Burner|Selective Catalytic Reduction	Baghouse	Halogenated PAC Sorbent Injection	ARP, CSNOX, CSOSG2E, CSSO2G1, MATS
MI	J H Campbell	1710	2	########	6	0	Coal	Cell burner boiler	Dry Sorbent Injection	Low NOx Cell Burner|Selective Catalytic Reduction	Baghouse	Halogenated PAC Sorbent Injection	ARP, CSNOX, CSOSG2E, CSSO2G1, MATS
MI	J H Campbell	1710	2	########	7	0	Coal	Cell burner boiler	Dry Sorbent Injection	Low NOx Cell Burner|Selective Catalytic Reduction	Baghouse	Halogenated PAC Sorbent Injection	ARP, CSNOX, CSOSG2E, CSSO2G1, MATS
MI	J H Campbell	1710	2	########	8	0	Coal	Cell burner boiler	Dry Sorbent Injection	Low NOx Cell Burner|Selective Catalytic Reduction	Baghouse	Halogenated PAC Sorbent Injection	ARP, CSNOX, CSOSG2E, CSSO2G1, MATS
MI	J H Campbell	1710	2	########	9	0	Coal	Cell burner boiler	Dry Sorbent Injection	Low NOx Cell Burner|Selective Catalytic Reduction	Baghouse	Halogenated PAC Sorbent Injection	ARP, CSNOX, CSOSG2E, CSSO2G1, MATS
MI	J H Campbell	1710	2	########	10	0	Coal	Cell burner boiler	Dry Sorbent Injection	Low NOx Cell Burner|Selective Catalytic Reduction	Baghouse	Halogenated PAC Sorbent Injection	ARP, CSNOX, CSOSG2E, CSSO2G1, MATS
MI	J H Campbell	1710	2	########	11	0	Coal	Cell burner boiler	Dry Sorbent Injection	Low NOx Cell Burner|Selective Catalytic Reduction	Baghouse	Halogenated PAC Sorbent Injection	ARP, CSNOX, CSOSG2E, CSSO2G1, MATS
MI	J H Campbell	1710	2	########	12	0	Coal	Cell burner boiler	Dry Sorbent Injection	Low NOx Cell Burner|Selective Catalytic Reduction	Baghouse	Halogenated PAC Sorbent Injection	ARP, CSNOX, CSOSG2E, CSSO2G1, MATS
MI	J H Campbell	1710	2	########	13	0	Coal	Cell burner boiler	Dry Sorbent Injection	Low NOx Cell Burner|Selective Catalytic Reduction	Baghouse	Halogenated PAC Sorbent Injection	ARP, CSNOX, CSOSG2E, CSSO2G1, MATS
MI	J H Campbell	1710	2	########	14	0	Coal	Cell burner boiler	Dry Sorbent Injection	Low NOx Cell Burner|Selective Catalytic Reduction	Baghouse	Halogenated PAC Sorbent Injection	ARP, CSNOX, CSOSG2E, CSSO2G1, MATS
MI	J H Campbell	1710	2	########	15	0	Coal	Cell burner boiler	Dry Sorbent Injection	Low NOx Cell Burner|Selective Catalytic Reduction	Baghouse	Halogenated PAC Sorbent Injection	ARP, CSNOX, CSOSG2E, CSSO2G1, MATS
MI	J H Campbell	1710	2	########	16	0	Coal	Cell burner boiler	Dry Sorbent Injection	Low NOx Cell Burner|Selective Catalytic Reduction	Baghouse	Halogenated PAC Sorbent Injection	ARP, CSNOX, CSOSG2E, CSSO2G1, MATS
MI	J H Campbell	1710	2	########	17	0	Coal	Cell burner boiler	Dry Sorbent Injection	Low NOx Cell Burner|Selective Catalytic Reduction	Baghouse	Halogenated PAC Sorbent Injection	ARP, CSNOX, CSOSG2E, CSSO2G1, MATS
MI	J H Campbell	1710	2	########	18	0	Coal	Cell burner boiler	Dry Sorbent Injection	Low NOx Cell Burner|Selective Catalytic Reduction	Baghouse	Halogenated PAC Sorbent Injection	ARP, CSNOX, CSOSG2E, CSSO2G1, MATS
MI	J H Campbell	1710	2	########	19	0	Coal	Cell burner boiler	Dry Sorbent Injection	Low NOx Cell Burner|Selective Catalytic Reduction	Baghouse	Halogenated PAC Sorbent Injection	ARP, CSNOX, CSOSG2E, CSSO2G1, MATS
MI	J H Campbell	1710	2	########	20	0	Coal	Cell burner boiler	Dry Sorbent Injection	Low NOx Cell Burner|Selective Catalytic Reduction	Baghouse	Halogenated PAC Sorbent Injection	ARP, CSNOX, CSOSG2E, CSSO2G1, MATS
MI	J H Campbell	1710	2	########	21	0	Coal	Cell burner boiler	Dry Sorbent Injection	Low NOx Cell Burner|Selective Catalytic Reduction	Baghouse	Halogenated PAC Sorbent Injection	ARP, CSNOX, CSOSG2E, CSSO2G1, MATS
MI	J H Campbell	1710	2	########	22	0	Coal	Cell burner boiler	Dry Sorbent Injection	Low NOx Cell Burner|Selective Catalytic Reduction	Baghouse	Halogenated PAC Sorbent Injection	ARP, CSNOX, CSOSG2E, CSSO2G1, MATS
MI	J H Campbell	1710	2	########	23	0	Coal	Cell burner boiler	Dry Sorbent Injection	Low NOx Cell Burner|Selective Catalytic Reduction	Baghouse	Halogenated PAC Sorbent Injection	ARP, CSNOX, CSOSG2E, CSSO2G1, MATS
MI	J H Campbell	1710	2	########	0	0	Coal	Cell burner boiler	Dry Sorbent Injection	Low NOx Cell Burner|Selective Catalytic Reduction	Baghouse	Halogenated PAC Sorbent Injection	ARP, CSNOX, CSOSG2E, CSSO2G1, MATS
MI	J H Campbell	1710	2	########	1	0	Coal	Cell burner boiler	Dry Sorbent Injection	Low NOx Cell Burner|Selective Catalytic Reduction	Baghouse	Halogenated PAC Sorbent Injection	ARP, CSNOX, CSOSG2E, CSSO2G1, MATS
MI	J H Campbell	1710	2	########	2	0	Coal	Cell burner boiler	Dry Sorbent Injection	Low NOx Cell Burner|Selective Catalytic Reduction	Baghouse	Halogenated PAC Sorbent Injection	ARP, CSNOX, CSOSG2E, CSSO2G1, MATS
MI	J H Campbell	1710	2	########	3	0	Coal	Cell burner boiler	Dry Sorbent Injection	Low NOx Cell Burner|Selective Catalytic Reduction	Baghouse	Halogenated PAC Sorbent Injection	ARP, CSNOX, CSOSG2E, CSSO2G1, MATS
MI	J H Campbell	1710	2	########	4	0	Coal	Cell burner boiler	Dry Sorbent Injection	Low NOx Cell Burner|Selective Catalytic Reduction	Baghouse	Halogenated PAC Sorbent Injection	ARP, CSNOX, CSOSG2E, CSSO2G1, MATS
MI	J H Campbell	1710	2	########	5	0	Coal	Cell burner boiler	Dry Sorbent Injection	Low NOx Cell Burner|Selective Catalytic Reduction	Baghouse	Halogenated PAC Sorbent Injection	ARP, CSNOX, CSOSG2E, CSSO2G1, MATS
MI	J H Campbell	1710	2	########	6	0	Coal	Cell burner boiler	Dry Sorbent Injection	Low NOx Cell Burner|Selective Catalytic Reduction	Baghouse	Halogenated PAC Sorbent Injection	ARP, CSNOX, CSOSG2E, CSSO2G1, MATS

MI	J H Campbell	1710	2	########	7	0	Coal	Cell burner boiler	Dry Sorbent Injection	Low NOx Cell Burner|Selective Catalytic Reduction	Baghouse	Halogenated PAC Sorbent Injection	ARP, CSNOX, CSOSG2E, CSSO2G1, MATS
MI	J H Campbell	1710	2	########	8	0	Coal	Cell burner boiler	Dry Sorbent Injection	Low NOx Cell Burner|Selective Catalytic Reduction	Baghouse	Halogenated PAC Sorbent Injection	ARP, CSNOX, CSOSG2E, CSSO2G1, MATS
MI	J H Campbell	1710	2	########	9	0	Coal	Cell burner boiler	Dry Sorbent Injection	Low NOx Cell Burner|Selective Catalytic Reduction	Baghouse	Halogenated PAC Sorbent Injection	ARP, CSNOX, CSOSG2E, CSSO2G1, MATS
MI	J H Campbell	1710	2	########	10	0	Coal	Cell burner boiler	Dry Sorbent Injection	Low NOx Cell Burner|Selective Catalytic Reduction	Baghouse	Halogenated PAC Sorbent Injection	ARP, CSNOX, CSOSG2E, CSSO2G1, MATS
MI	J H Campbell	1710	2	########	11	0	Coal	Cell burner boiler	Dry Sorbent Injection	Low NOx Cell Burner|Selective Catalytic Reduction	Baghouse	Halogenated PAC Sorbent Injection	ARP, CSNOX, CSOSG2E, CSSO2G1, MATS
MI	J H Campbell	1710	2	########	12	0	Coal	Cell burner boiler	Dry Sorbent Injection	Low NOx Cell Burner|Selective Catalytic Reduction	Baghouse	Halogenated PAC Sorbent Injection	ARP, CSNOX, CSOSG2E, CSSO2G1, MATS
MI	J H Campbell	1710	2	########	13	0	Coal	Cell burner boiler	Dry Sorbent Injection	Low NOx Cell Burner|Selective Catalytic Reduction	Baghouse	Halogenated PAC Sorbent Injection	ARP, CSNOX, CSOSG2E, CSSO2G1, MATS
MI	J H Campbell	1710	2	########	14	0	Coal	Cell burner boiler	Dry Sorbent Injection	Low NOx Cell Burner|Selective Catalytic Reduction	Baghouse	Halogenated PAC Sorbent Injection	ARP, CSNOX, CSOSG2E, CSSO2G1, MATS
MI	J H Campbell	1710	2	########	15	0	Coal	Cell burner boiler	Dry Sorbent Injection	Low NOx Cell Burner|Selective Catalytic Reduction	Baghouse	Halogenated PAC Sorbent Injection	ARP, CSNOX, CSOSG2E, CSSO2G1, MATS
MI	J H Campbell	1710	2	########	16	0	Coal	Cell burner boiler	Dry Sorbent Injection	Low NOx Cell Burner|Selective Catalytic Reduction	Baghouse	Halogenated PAC Sorbent Injection	ARP, CSNOX, CSOSG2E, CSSO2G1, MATS
MI	J H Campbell	1710	2	########	17	0	Coal	Cell burner boiler	Dry Sorbent Injection	Low NOx Cell Burner|Selective Catalytic Reduction	Baghouse	Halogenated PAC Sorbent Injection	ARP, CSNOX, CSOSG2E, CSSO2G1, MATS
MI	J H Campbell	1710	2	########	18	0	Coal	Cell burner boiler	Dry Sorbent Injection	Low NOx Cell Burner|Selective Catalytic Reduction	Baghouse	Halogenated PAC Sorbent Injection	ARP, CSNOX, CSOSG2E, CSSO2G1, MATS
MI	J H Campbell	1710	2	########	19	0	Coal	Cell burner boiler	Dry Sorbent Injection	Low NOx Cell Burner|Selective Catalytic Reduction	Baghouse	Halogenated PAC Sorbent Injection	ARP, CSNOX, CSOSG2E, CSSO2G1, MATS
MI	J H Campbell	1710	2	########	20	0	Coal	Cell burner boiler	Dry Sorbent Injection	Low NOx Cell Burner|Selective Catalytic Reduction	Baghouse	Halogenated PAC Sorbent Injection	ARP, CSNOX, CSOSG2E, CSSO2G1, MATS
MI	J H Campbell	1710	2	########	21	0	Coal	Cell burner boiler	Dry Sorbent Injection	Low NOx Cell Burner|Selective Catalytic Reduction	Baghouse	Halogenated PAC Sorbent Injection	ARP, CSNOX, CSOSG2E, CSSO2G1, MATS
MI	J H Campbell	1710	2	########	22	0	Coal	Cell burner boiler	Dry Sorbent Injection	Low NOx Cell Burner|Selective Catalytic Reduction	Baghouse	Halogenated PAC Sorbent Injection	ARP, CSNOX, CSOSG2E, CSSO2G1, MATS
MI	J H Campbell	1710	2	########	23	0	Coal	Cell burner boiler	Dry Sorbent Injection	Low NOx Cell Burner|Selective Catalytic Reduction	Baghouse	Halogenated PAC Sorbent Injection	ARP, CSNOX, CSOSG2E, CSSO2G1, MATS
MI	J H Campbell	1710	2	########	0	0	Coal	Cell burner boiler	Dry Sorbent Injection	Low NOx Cell Burner|Selective Catalytic Reduction	Baghouse	Halogenated PAC Sorbent Injection	ARP, CSNOX, CSOSG2E, CSSO2G1, MATS
MI	J H Campbell	1710	2	########	1	0	Coal	Cell burner boiler	Dry Sorbent Injection	Low NOx Cell Burner|Selective Catalytic Reduction	Baghouse	Halogenated PAC Sorbent Injection	ARP, CSNOX, CSOSG2E, CSSO2G1, MATS
MI	J H Campbell	1710	2	########	2	0	Coal	Cell burner boiler	Dry Sorbent Injection	Low NOx Cell Burner|Selective Catalytic Reduction	Baghouse	Halogenated PAC Sorbent Injection	ARP, CSNOX, CSOSG2E, CSSO2G1, MATS
MI	J H Campbell	1710	2	########	3	0	Coal	Cell burner boiler	Dry Sorbent Injection	Low NOx Cell Burner|Selective Catalytic Reduction	Baghouse	Halogenated PAC Sorbent Injection	ARP, CSNOX, CSOSG2E, CSSO2G1, MATS
MI	J H Campbell	1710	2	########	4	0	Coal	Cell burner boiler	Dry Sorbent Injection	Low NOx Cell Burner|Selective Catalytic Reduction	Baghouse	Halogenated PAC Sorbent Injection	ARP, CSNOX, CSOSG2E, CSSO2G1, MATS
MI	J H Campbell	1710	2	########	5	0	Coal	Cell burner boiler	Dry Sorbent Injection	Low NOx Cell Burner|Selective Catalytic Reduction	Baghouse	Halogenated PAC Sorbent Injection	ARP, CSNOX, CSOSG2E, CSSO2G1, MATS
MI	J H Campbell	1710	2	########	6	0	Coal	Cell burner boiler	Dry Sorbent Injection	Low NOx Cell Burner|Selective Catalytic Reduction	Baghouse	Halogenated PAC Sorbent Injection	ARP, CSNOX, CSOSG2E, CSSO2G1, MATS
MI	J H Campbell	1710	2	########	7	0	Coal	Cell burner boiler	Dry Sorbent Injection	Low NOx Cell Burner|Selective Catalytic Reduction	Baghouse	Halogenated PAC Sorbent Injection	ARP, CSNOX, CSOSG2E, CSSO2G1, MATS
MI	J H Campbell	1710	2	########	8	0	Coal	Cell burner boiler	Dry Sorbent Injection	Low NOx Cell Burner|Selective Catalytic Reduction	Baghouse	Halogenated PAC Sorbent Injection	ARP, CSNOX, CSOSG2E, CSSO2G1, MATS
MI	J H Campbell	1710	2	########	9	0	Coal	Cell burner boiler	Dry Sorbent Injection	Low NOx Cell Burner|Selective Catalytic Reduction	Baghouse	Halogenated PAC Sorbent Injection	ARP, CSNOX, CSOSG2E, CSSO2G1, MATS
MI	J H Campbell	1710	2	########	10	0	Coal	Cell burner boiler	Dry Sorbent Injection	Low NOx Cell Burner|Selective Catalytic Reduction	Baghouse	Halogenated PAC Sorbent Injection	ARP, CSNOX, CSOSG2E, CSSO2G1, MATS
MI	J H Campbell	1710	2	########	11	0	Coal	Cell burner boiler	Dry Sorbent Injection	Low NOx Cell Burner|Selective Catalytic Reduction	Baghouse	Halogenated PAC Sorbent Injection	ARP, CSNOX, CSOSG2E, CSSO2G1, MATS
MI	J H Campbell	1710	2	########	12	0	Coal	Cell burner boiler	Dry Sorbent Injection	Low NOx Cell Burner|Selective Catalytic Reduction	Baghouse	Halogenated PAC Sorbent Injection	ARP, CSNOX, CSOSG2E, CSSO2G1, MATS
MI	J H Campbell	1710	2	########	13	0	Coal	Cell burner boiler	Dry Sorbent Injection	Low NOx Cell Burner|Selective Catalytic Reduction	Baghouse	Halogenated PAC Sorbent Injection	ARP, CSNOX, CSOSG2E, CSSO2G1, MATS
MI	J H Campbell	1710	2	########	14	0	Coal	Cell burner boiler	Dry Sorbent Injection	Low NOx Cell Burner|Selective Catalytic Reduction	Baghouse	Halogenated PAC Sorbent Injection	ARP, CSNOX, CSOSG2E, CSSO2G1, MATS
MI	J H Campbell	1710	2	########	15	0	Coal	Cell burner boiler	Dry Sorbent Injection	Low NOx Cell Burner|Selective Catalytic Reduction	Baghouse	Halogenated PAC Sorbent Injection	ARP, CSNOX, CSOSG2E, CSSO2G1, MATS
MI	J H Campbell	1710	2	########	16	0	Coal	Cell burner boiler	Dry Sorbent Injection	Low NOx Cell Burner|Selective Catalytic Reduction	Baghouse	Halogenated PAC Sorbent Injection	ARP, CSNOX, CSOSG2E, CSSO2G1, MATS
MI	J H Campbell	1710	2	########	17	0	Coal	Cell burner boiler	Dry Sorbent Injection	Low NOx Cell Burner|Selective Catalytic Reduction	Baghouse	Halogenated PAC Sorbent Injection	ARP, CSNOX, CSOSG2E, CSSO2G1, MATS
MI	J H Campbell	1710	2	########	18	0	Coal	Cell burner boiler	Dry Sorbent Injection	Low NOx Cell Burner|Selective Catalytic Reduction	Baghouse	Halogenated PAC Sorbent Injection	ARP, CSNOX, CSOSG2E, CSSO2G1, MATS
MI	J H Campbell	1710	2	########	19	0	Coal	Cell burner boiler	Dry Sorbent Injection	Low NOx Cell Burner|Selective Catalytic Reduction	Baghouse	Halogenated PAC Sorbent Injection	ARP, CSNOX, CSOSG2E, CSSO2G1, MATS
MI	J H Campbell	1710	2	########	20	0	Coal	Cell burner boiler	Dry Sorbent Injection	Low NOx Cell Burner|Selective Catalytic Reduction	Baghouse	Halogenated PAC Sorbent Injection	ARP, CSNOX, CSOSG2E, CSSO2G1, MATS
MI	J H Campbell	1710	2	########	21	0	Coal	Cell burner boiler	Dry Sorbent Injection	Low NOx Cell Burner|Selective Catalytic Reduction	Baghouse	Halogenated PAC Sorbent Injection	ARP, CSNOX, CSOSG2E, CSSO2G1, MATS
MI	J H Campbell	1710	2	########	22	0	Coal	Cell burner boiler	Dry Sorbent Injection	Low NOx Cell Burner|Selective Catalytic Reduction	Baghouse	Halogenated PAC Sorbent Injection	ARP, CSNOX, CSOSG2E, CSSO2G1, MATS
MI	J H Campbell	1710	2	########	23	0	Coal	Cell burner boiler	Dry Sorbent Injection	Low NOx Cell Burner|Selective Catalytic Reduction	Baghouse	Halogenated PAC Sorbent Injection	ARP, CSNOX, CSOSG2E, CSSO2G1, MATS
MI	J H Campbell	1710	2	########	0	0	Coal	Cell burner boiler	Dry Sorbent Injection	Low NOx Cell Burner|Selective Catalytic Reduction	Baghouse	Halogenated PAC Sorbent Injection	ARP, CSNOX, CSOSG2E, CSSO2G1, MATS
MI	J H Campbell	1710	2	########	1	0	Coal	Cell burner boiler	Dry Sorbent Injection	Low NOx Cell Burner|Selective Catalytic Reduction	Baghouse	Halogenated PAC Sorbent Injection	ARP, CSNOX, CSOSG2E, CSSO2G1, MATS
MI	J H Campbell	1710	2	########	2	0	Coal	Cell burner boiler	Dry Sorbent Injection	Low NOx Cell Burner|Selective Catalytic Reduction	Baghouse	Halogenated PAC Sorbent Injection	ARP, CSNOX, CSOSG2E, CSSO2G1, MATS
MI	J H Campbell	1710	2	########	3	0	Coal	Cell burner boiler	Dry Sorbent Injection	Low NOx Cell Burner|Selective Catalytic Reduction	Baghouse	Halogenated PAC Sorbent Injection	ARP, CSNOX, CSOSG2E, CSSO2G1, MATS
MI	J H Campbell	1710	2	########	4	0	Coal	Cell burner boiler	Dry Sorbent Injection	Low NOx Cell Burner|Selective Catalytic Reduction	Baghouse	Halogenated PAC Sorbent Injection	ARP, CSNOX, CSOSG2E, CSSO2G1, MATS
MI	J H Campbell	1710	2	########	5	0	Coal	Cell burner boiler	Dry Sorbent Injection	Low NOx Cell Burner|Selective Catalytic Reduction	Baghouse	Halogenated PAC Sorbent Injection	ARP, CSNOX, CSOSG2E, CSSO2G1, MATS
MI	J H Campbell	1710	2	########	6	0	Coal	Cell burner boiler	Dry Sorbent Injection	Low NOx Cell Burner|Selective Catalytic Reduction	Baghouse	Halogenated PAC Sorbent Injection	ARP, CSNOX, CSOSG2E, CSSO2G1, MATS
MI	J H Campbell	1710	2	########	7	0	Coal	Cell burner boiler	Dry Sorbent Injection	Low NOx Cell Burner|Selective Catalytic Reduction	Baghouse	Halogenated PAC Sorbent Injection	ARP, CSNOX, CSOSG2E, CSSO2G1, MATS
MI	J H Campbell	1710	2	########	8	0	Coal	Cell burner boiler	Dry Sorbent Injection	Low NOx Cell Burner|Selective Catalytic Reduction	Baghouse	Halogenated PAC Sorbent Injection	ARP, CSNOX, CSOSG2E, CSSO2G1, MATS
MI	J H Campbell	1710	2	########	9	0	Coal	Cell burner boiler	Dry Sorbent Injection	Low NOx Cell Burner|Selective Catalytic Reduction	Baghouse	Halogenated PAC Sorbent Injection	ARP, CSNOX, CSOSG2E, CSSO2G1, MATS
MI	J H Campbell	1710	2	########	10	0	Coal	Cell burner boiler	Dry Sorbent Injection	Low NOx Cell Burner|Selective Catalytic Reduction	Baghouse	Halogenated PAC Sorbent Injection	ARP, CSNOX, CSOSG2E, CSSO2G1, MATS
MI	J H Campbell	1710	2	########	11	0	Coal	Cell burner boiler	Dry Sorbent Injection	Low NOx Cell Burner|Selective Catalytic Reduction	Baghouse	Halogenated PAC Sorbent Injection	ARP, CSNOX, CSOSG2E, CSSO2G1, MATS
MI	J H Campbell	1710	2	########	12	0	Coal	Cell burner boiler	Dry Sorbent Injection	Low NOx Cell Burner|Selective Catalytic Reduction	Baghouse	Halogenated PAC Sorbent Injection	ARP, CSNOX, CSOSG2E, CSSO2G1, MATS
MI	J H Campbell	1710	2	########	13	0	Coal	Cell burner boiler	Dry Sorbent Injection	Low NOx Cell Burner|Selective Catalytic Reduction	Baghouse	Halogenated PAC Sorbent Injection	ARP, CSNOX, CSOSG2E, CSSO2G1, MATS
MI	J H Campbell	1710	2	########	14	0	Coal	Cell burner boiler	Dry Sorbent Injection	Low NOx Cell Burner|Selective Catalytic Reduction	Baghouse	Halogenated PAC Sorbent Injection	ARP, CSNOX, CSOSG2E, CSSO2G1, MATS
MI	J H Campbell	1710	2	########	15	0	Coal	Cell burner boiler	Dry Sorbent Injection	Low NOx Cell Burner|Selective Catalytic Reduction	Baghouse	Halogenated PAC Sorbent Injection	ARP, CSNOX, CSOSG2E, CSSO2G1, MATS
MI	J H Campbell	1710	2	########	16	0	Coal	Cell burner boiler	Dry Sorbent Injection	Low NOx Cell Burner|Selective Catalytic Reduction	Baghouse	Halogenated PAC Sorbent Injection	ARP, CSNOX, CSOSG2E, CSSO2G1, MATS
MI	J H Campbell	1710	2	########	17	0	Coal	Cell burner boiler	Dry Sorbent Injection	Low NOx Cell Burner|Selective Catalytic Reduction	Baghouse	Halogenated PAC Sorbent Injection	ARP, CSNOX, CSOSG2E, CSSO2G1, MATS
MI	J H Campbell	1710	2	########	18	0	Coal	Cell burner boiler	Dry Sorbent Injection	Low NOx Cell Burner|Selective Catalytic Reduction	Baghouse	Halogenated PAC Sorbent Injection	ARP, CSNOX, CSOSG2E, CSSO2G1, MATS
MI	J H Campbell	1710	2	########	19	0	Coal	Cell burner boiler	Dry Sorbent Injection	Low NOx Cell Burner|Selective Catalytic Reduction	Baghouse	Halogenated PAC Sorbent Injection	ARP, CSNOX, CSOSG2E, CSSO2G1, MATS
MI	J H Campbell	1710	2	########	20	0	Coal	Cell burner boiler	Dry Sorbent Injection	Low NOx Cell Burner|Selective Catalytic Reduction	Baghouse	Halogenated PAC Sorbent Injection	ARP, CSNOX, CSOSG2E, CSSO2G1, MATS
MI	J H Campbell	1710	2	########	21	0	Coal	Cell burner boiler	Dry Sorbent Injection	Low NOx Cell Burner|Selective Catalytic Reduction	Baghouse	Halogenated PAC Sorbent Injection	ARP, CSNOX, CSOSG2E, CSSO2G1, MATS
MI	J H Campbell	1710	2	########	22	0	Coal	Cell burner boiler	Dry Sorbent Injection	Low NOx Cell Burner|Selective Catalytic Reduction	Baghouse	Halogenated PAC Sorbent Injection	ARP, CSNOX, CSOSG2E, CSSO2G1, MATS
MI	J H Campbell	1710	2	########	23	0	Coal	Cell burner boiler	Dry Sorbent Injection	Low NOx Cell Burner|Selective Catalytic Reduction	Baghouse	Halogenated PAC Sorbent Injection	ARP, CSNOX, CSOSG2E, CSSO2G1, MATS
MI	J H Campbell	1710	2	########	0	0	Coal	Cell burner boiler	Dry Sorbent Injection	Low NOx Cell Burner|Selective Catalytic Reduction	Baghouse	Halogenated PAC Sorbent Injection	ARP, CSNOX, CSOSG2E, CSSO2G1, MATS
MI	J H Campbell	1710	2	########	1	0	Coal	Cell burner boiler	Dry Sorbent Injection	Low NOx Cell Burner|Selective Catalytic Reduction	Baghouse	Halogenated PAC Sorbent Injection	ARP, CSNOX, CSOSG2E, CSSO2G1, MATS
MI	J H Campbell	1710	2	########	2	0	Coal	Cell burner boiler	Dry Sorbent Injection	Low NOx Cell Burner|Selective Catalytic Reduction	Baghouse	Halogenated PAC Sorbent Injection	ARP, CSNOX, CSOSG2E, CSSO2G1, MATS
MI	J H Campbell	1710	2	########	3	0	Coal	Cell burner boiler	Dry Sorbent Injection	Low NOx Cell Burner|Selective Catalytic Reduction	Baghouse	Halogenated PAC Sorbent Injection	ARP, CSNOX, CSOSG2E, CSSO2G1, MATS
MI	J H Campbell	1710	2	########	4	0	Coal	Cell burner boiler	Dry Sorbent Injection	Low NOx Cell Burner|Selective Catalytic Reduction	Baghouse	Halogenated PAC Sorbent Injection	ARP, CSNOX, CSOSG2E, CSSO2G1, MATS
MI	J H Campbell	1710	2	########	5	0	Coal	Cell burner boiler	Dry Sorbent Injection	Low NOx Cell Burner|Selective Catalytic Reduction	Baghouse	Halogenated PAC Sorbent Injection	ARP, CSNOX, CSOSG2E, CSSO2G1, MATS

| | | |

MI	J H Campbell	1710	3	6/4/2025	5	1	754	401.5	Measured	0.052	Calculated	813	Measured	0.105	Calculated	472.8	Measured	0.061	Measured	7751.4	Measured	Coal	Dry bottom wall-fired	Dry Lime FGD	Low NOx Burner Technology w/ Overfire Air	Selective Catalytic Red	Baghouse	Halogenated PAC Sorbent Injection	ARP, CSNOX, CSOSG2E, CSSO2G1, MATS
MI	J H Campbell	1710	3	6/4/2025	6	1	754	401.5	Measured	0.052	Calculated	809	Measured	0.105	Calculated	478.2	Measured	0.062	Measured	7713.4	Measured	Coal	Dry bottom wall-fired	Dry Lime FGD	Low NOx Burner Technology w/ Overfire Air	Selective Catalytic Red	Baghouse	Halogenated PAC Sorbent Injection	ARP, CSNOX, CSOSG2E, CSSO2G1, MATS
MI	J H Campbell	1710	3	6/4/2025	7	1	753	478.5	Measured	0.062	Calculated	814.4	Measured	0.105	Calculated	473.7	Measured	0.061	Measured	7765.4	Measured	Coal	Dry bottom wall-fired	Dry Lime FGD	Low NOx Burner Technology w/ Overfire Air	Selective Catalytic Red	Baghouse	Halogenated PAC Sorbent Injection	ARP, CSNOX, CSOSG2E, CSSO2G1, MATS
MI	J H Campbell	1710	3	6/4/2025	8	1	753	412.6	Measured	0.053	Calculated	817.6	Measured	0.105	Calculated	491.1	Measured	0.063	Measured	7795.4	Measured	Coal	Dry bottom wall-fired	Dry Lime FGD	Low NOx Burner Technology w/ Overfire Air	Selective Catalytic Red	Baghouse	Halogenated PAC Sorbent Injection	ARP, CSNOX, CSOSG2E, CSSO2G1, MATS
MI	J H Campbell	1710	3	6/4/2025	9	1	754	557.3	Measured	0.072	Calculated	816.2	Measured	0.105	Calculated	490.3	Measured	0.063	Measured	7782	Measured	Coal	Dry bottom wall-fired	Dry Lime FGD	Low NOx Burner Technology w/ Overfire Air	Selective Catalytic Red	Baghouse	Halogenated PAC Sorbent Injection	ARP, CSNOX, CSOSG2E, CSSO2G1, MATS
MI	J H Campbell	1710	3	6/4/2025	10	1	754	340	Measured	0.044	Calculated	813.7	Measured	0.105	Calculated	581.9	Measured	0.075	Measured	7758.3	Measured	Coal	Dry bottom wall-fired	Dry Lime FGD	Low NOx Burner Technology w/ Overfire Air	Selective Catalytic Red	Baghouse	Halogenated PAC Sorbent Injection	ARP, CSNOX, CSOSG2E, CSSO2G1, MATS
MI	J H Campbell	1710	3	6/4/2025	11	1	754	469.4	Measured	0.06	Calculated	816.6	Measured	0.105	Calculated	646.2	Measured	0.083	Measured	7786	Measured	Coal	Dry bottom wall-fired	Dry Lime FGD	Low NOx Burner Technology w/ Overfire Air	Selective Catalytic Red	Baghouse	Halogenated PAC Sorbent Injection	ARP, CSNOX, CSOSG2E, CSSO2G1, MATS
MI	J H Campbell	1710	3	6/4/2025	12	1	754	530.5	Measured	0.068	Calculated	822.2	Measured	0.105	Calculated	533.1	Measured	0.068	Measured	7839.8	Measured	Coal	Dry bottom wall-fired	Dry Lime FGD	Low NOx Burner Technology w/ Overfire Air	Selective Catalytic Red	Baghouse	Halogenated PAC Sorbent Injection	ARP, CSNOX, CSOSG2E, CSSO2G1, MATS
MI	J H Campbell	1710	3	6/4/2025	13	1	751	350.7	Measured	0.044	Calculated	826.6	Measured	0.105	Calculated	512.3	Measured	0.065	Measured	7881.2	Measured	Coal	Dry bottom wall-fired	Dry Lime FGD	Low NOx Burner Technology w/ Overfire Air	Selective Catalytic Red	Baghouse	Halogenated PAC Sorbent Injection	ARP, CSNOX, CSOSG2E, CSSO2G1, MATS
MI	J H Campbell	1710	3	6/4/2025	14	1	701	402.7	Measured	0.054	Calculated	787.3	Measured	0.105	Calculated	390.3	Measured	0.052	Measured	7506.4	Measured	Coal	Dry bottom wall-fired	Dry Lime FGD	Low NOx Burner Technology w/ Overfire Air	Selective Catalytic Red	Baghouse	Halogenated PAC Sorbent Injection	ARP, CSNOX, CSOSG2E, CSSO2G1, MATS
MI	J H Campbell	1710	3	6/4/2025	15	1	704	466.2	Measured	0.062	Calculated	786.7	Measured	0.105	Calculated	390.1	Measured	0.052	Measured	7501.3	Measured	Coal	Dry bottom wall-fired	Dry Lime FGD	Low NOx Burner Technology w/ Overfire Air	Selective Catalytic Red	Baghouse	Halogenated PAC Sorbent Injection	ARP, CSNOX, CSOSG2E, CSSO2G1, MATS
MI	J H Campbell	1710	3	6/4/2025	16	1	701	238.3	Measured	0.032	Calculated	784	Measured	0.105	Calculated	366.3	Measured	0.049	Measured	7475.4	Measured	Coal	Dry bottom wall-fired	Dry Lime FGD	Low NOx Burner Technology w/ Overfire Air	Selective Catalytic Red	Baghouse	Halogenated PAC Sorbent Injection	ARP, CSNOX, CSOSG2E, CSSO2G1, MATS
MI	J H Campbell	1710	3	6/4/2025	17	1	701	188.1	Measured	0.025	Calculated	783.5	Measured	0.105	Calculated	373.5	Measured	0.05	Measured	7470.3	Measured	Coal	Dry bottom wall-fired	Dry Lime FGD	Low NOx Burner Technology w/ Overfire Air	Selective Catalytic Red	Baghouse	Halogenated PAC Sorbent Injection	ARP, CSNOX, CSOSG2E, CSSO2G1, MATS
MI	J H Campbell	1710	3	6/4/2025	18	1	703	240.7	Measured	0.032	Calculated	792	Measured	0.105	Calculated	370	Measured	0.049	Measured	7551.9	Measured	Coal	Dry bottom wall-fired	Dry Lime FGD	Low NOx Burner Technology w/ Overfire Air	Selective Catalytic Red	Baghouse	Halogenated PAC Sorbent Injection	ARP, CSNOX, CSOSG2E, CSSO2G1, MATS
MI	J H Campbell	1710	3	6/4/2025	19	1	702	270.6	Measured	0.036	Calculated	791.5	Measured	0.105	Calculated	377.4	Measured	0.05	Measured	7547	Measured	Coal	Dry bottom wall-fired	Dry Lime FGD	Low NOx Burner Technology w/ Overfire Air	Selective Catalytic Red	Baghouse	Halogenated PAC Sorbent Injection	ARP, CSNOX, CSOSG2E, CSSO2G1, MATS
MI	J H Campbell	1710	3	6/4/2025	20	1	702	540	Measured	0.072	Calculated	784	Measured	0.105	Calculated	366.3	Measured	0.049	Measured	7474.8	Measured	Coal	Dry bottom wall-fired	Dry Lime FGD	Low NOx Burner Technology w/ Overfire Air	Selective Catalytic Red	Baghouse	Halogenated PAC Sorbent Injection	ARP, CSNOX, CSOSG2E, CSSO2G1, MATS
MI	J H Campbell	1710	3	6/4/2025	21	1	701	285.3	Measured	0.038	Calculated	782.2	Measured	0.105	Calculated	350.5	Measured	0.047	Measured	7458.3	Measured	Coal	Dry bottom wall-fired	Dry Lime FGD	Low NOx Burner Technology w/ Overfire Air	Selective Catalytic Red	Baghouse	Halogenated PAC Sorbent Injection	ARP, CSNOX, CSOSG2E, CSSO2G1, MATS
MI	J H Campbell	1710	3	6/4/2025	22	1	701	266.4	Measured	0.035	Calculated	791.1	Measured	0.105	Calculated	347	Measured	0.046	Measured	7542.4	Measured	Coal	Dry bottom wall-fired	Dry Lime FGD	Low NOx Burner Technology w/ Overfire Air	Selective Catalytic Red	Baghouse	Halogenated PAC Sorbent Injection	ARP, CSNOX, CSOSG2E, CSSO2G1, MATS
MI	J H Campbell	1710	3	6/4/2025	23	1	702	349	Measured	0.046	Calculated	792.1	Measured	0.105	Calculated	400.3	Measured	0.053	Measured	7552	Measured	Coal	Dry bottom wall-fired	Dry Lime FGD	Low NOx Burner Technology w/ Overfire Air	Selective Catalytic Red	Baghouse	Halogenated PAC Sorbent Injection	ARP, CSNOX, CSOSG2E, CSSO2G1, MATS
MI	J H Campbell	1710	3	6/5/2025	0	1	703	380.8	Measured	0.05	Calculated	791.3	Measured	0.105	Calculated	392.4	Measured	0.052	Measured	7545.3	Measured	Coal	Dry bottom wall-fired	Dry Lime FGD	Low NOx Burner Technology w/ Overfire Air	Selective Catalytic Red	Baghouse	Halogenated PAC Sorbent Injection	ARP, CSNOX, CSOSG2E, CSSO2G1, MATS
MI	J H Campbell	1710	3	6/5/2025	1	1	702	367.8	Measured	0.049	Calculated	789.2	Measured	0.105	Calculated	376.3	Measured	0.05	Measured	7525.1	Measured	Coal	Dry bottom wall-fired	Dry Lime FGD	Low NOx Burner Technology w/ Overfire Air	Selective Catalytic Red	Baghouse	Halogenated PAC Sorbent Injection	ARP, CSNOX, CSOSG2E, CSSO2G1, MATS
MI	J H Campbell	1710	3	6/5/2025	2	1	702	351.1	Measured	0.046	Calculated	792.2	Measured	0.105	Calculated	377.7	Measured	0.05	Measured	7553.2	Measured	Coal	Dry bottom wall-fired	Dry Lime FGD	Low NOx Burner Technology w/ Overfire Air	Selective Catalytic Red	Baghouse	Halogenated PAC Sorbent Injection	ARP, CSNOX, CSOSG2E, CSSO2G1, MATS
MI	J H Campbell	1710	3	6/5/2025	3	1	702	331.1	Measured	0.044	Calculated	792.5	Measured	0.105	Calculated	385.4	Measured	0.051	Measured	7556	Measured	Coal	Dry bottom wall-fired	Dry Lime FGD	Low NOx Burner Technology w/ Overfire Air	Selective Catalytic Red	Baghouse	Halogenated PAC Sorbent Injection	ARP, CSNOX, CSOSG2E, CSSO2G1, MATS
MI	J H Campbell	1710	3	6/5/2025	4	1	702	447	Measured	0.059	Calculated	791.5	Measured	0.105	Calculated	422.6	Measured	0.056	Measured	7546.7	Measured	Coal	Dry bottom wall-fired	Dry Lime FGD	Low NOx Burner Technology w/ Overfire Air	Selective Catalytic Red	Baghouse	Halogenated PAC Sorbent Injection	ARP, CSNOX, CSOSG2E, CSSO2G1, MATS
MI	J H Campbell	1710	3	6/5/2025	5	1	703	321.3	Measured	0.042	Calculated	793	Measured	0.105	Calculated	438.5	Measured	0.058	Measured	7561.2	Measured	Coal	Dry bottom wall-fired	Dry Lime FGD	Low NOx Burner Technology w/ Overfire Air	Selective Catalytic Red	Baghouse	Halogenated PAC Sorbent Injection	ARP, CSNOX, CSOSG2E, CSSO2G1, MATS
MI	J H Campbell	1710	3	6/5/2025	6	1	702	381.3	Measured	0.05	Calculated	799.3	Measured	0.105	Calculated	434.4	Measured	0.057	Measured	7620.8	Measured	Coal	Dry bottom wall-fired	Dry Lime FGD	Low NOx Burner Technology w/ Overfire Air	Selective Catalytic Red	Baghouse	Halogenated PAC Sorbent Injection	ARP, CSNOX, CSOSG2E, CSSO2G1, MATS
MI	J H Campbell	1710	3	6/5/2025	7	1	702	309.5	Measured	0.041	Calculated	793.6	Measured	0.105	Calculated	423.8	Measured	0.056	Measured	7567.1	Measured	Coal	Dry bottom wall-fired	Dry Lime FGD	Low NOx Burner Technology w/ Overfire Air	Selective Catalytic Red	Baghouse	Halogenated PAC Sorbent Injection	ARP, CSNOX, CSOSG2E, CSSO2G1, MATS
MI	J H Campbell	1710	3	6/5/2025	8	1	702	326.6	Measured	0.043	Calculated	798.1	Measured	0.105	Calculated	464.2	Measured	0.061	Measured	7609.9	Measured	Coal	Dry bottom wall-fired	Dry Lime FGD	Low NOx Burner Technology w/ Overfire Air	Selective Catalytic Red	Baghouse	Halogenated PAC Sorbent Injection	ARP, CSNOX, CSOSG2E, CSSO2G1, MATS
MI	J H Campbell	1710	3	6/5/2025	9	1	703	393.3	Measured	0.052	Calculated	799.2	Measured	0.105	Calculated	495.3	Measured	0.065	Measured	7620.1	Measured	Coal	Dry bottom wall-fired	Dry Lime FGD	Low NOx Burner Technology w/ Overfire Air	Selective Catalytic Red	Baghouse	Halogenated PAC Sorbent Injection	ARP, CSNOX, CSOSG2E, CSSO2G1, MATS
MI	J H Campbell	1710	3	6/5/2025	10	1	702	544.7	Measured	0.072	Calculated	790.8	Measured	0.105	Calculated	505.2	Measured	0.067	Measured	7540.1	Measured	Coal	Dry bottom wall-fired	Dry Lime FGD	Low NOx Burner Technology w/ Overfire Air	Selective Catalytic Red	Baghouse	Halogenated PAC Sorbent Injection	ARP, CSNOX, CSOSG2E, CSSO2G1, MATS
MI	J H Campbell	1710	3	6/5/2025	11	1	704	454.2	Measured	0.06	Calculated	796.9	Measured	0.105	Calculated	577.5	Measured	0.076	Measured	7598.4	Measured	Coal	Dry bottom wall-fired	Dry Lime FGD	Low NOx Burner Technology w/ Overfire Air	Selective Catalytic Red	Baghouse	Halogenated PAC Sorbent Injection	ARP, CSNOX, CSOSG2E, CSSO2G1, MATS
MI	J H Campbell	1710	3	6/5/2025	12	1	737	320.7	Measured	0.041	Calculated	826	Measured	0.105	Calculated	763.9	Measured	0.097	Measured	7875.3	Measured	Coal	Dry bottom wall-fired	Dry Lime FGD	Low NOx Burner Technology w/ Overfire Air	Selective Catalytic Red	Baghouse	Halogenated PAC Sorbent Injection	ARP, CSNOX, CSOSG2E, CSSO2G1, MATS
MI	J H Campbell	1710	3	6/5/2025	13	1	732	392.9	Measured	0.051	Calculated	815.2	Measured	0.105	Calculated	761.7	Measured	0.098	Measured	7772.3	Measured	Coal	Dry bottom wall-fired	Dry Lime FGD	Low NOx Burner Technology w/ Overfire Air	Selective Catalytic Red	Baghouse	Halogenated PAC Sorbent Injection	ARP, CSNOX, CSOSG2E, CSSO2G1, MATS
MI	J H Campbell	1710	3	6/5/2025	14	1	731	488.6	Measured	0.063	Calculated	811	Measured	0.105	Calculated	788.7	Measured	0.102	Measured	7732.3	Measured	Coal	Dry bottom wall-fired	Dry Lime FGD	Low NOx Burner Technology w/ Overfire Air	Selective Catalytic Red	Baghouse	Halogenated PAC Sorbent Injection	ARP, CSNOX, CSOSG2E, CSSO2G1, MATS
MI	J H Campbell	1710	3	6/5/2025	15	1	731	588.1	Measured	0.076	Calculated	811.9	Measured	0.105	Calculated	472.2	Measured	0.061	Measured	7741.4	Measured	Coal	Dry bottom wall-fired	Dry Lime FGD	Low NOx Burner Technology w/ Overfire Air	Selective Catalytic Red	Baghouse	Halogenated PAC Sorbent Injection	ARP, CSNOX, CSOSG2E, CSSO2G1, MATS
MI	J H Campbell	1710	3	6/5/2025	16	1	749	494	Measured	0.063	Calculated	826.9	Measured	0.105	Calculated	417.9	Measured	0.053	Measured	7884.7	Measured	Coal	Dry bottom wall-fired	Dry Lime FGD	Low NOx Burner Technology w/ Overfire Air	Selective Catalytic Red	Baghouse	Halogenated PAC Sorbent Injection	ARP, CSNOX, CSOSG2E, CSSO2G1, MATS
MI	J H Campbell	1710	3	6/5/2025	17	1	739	341.9	Measured	0.044	Calculated	822.6	Measured	0.105	Calculated	415.7	Measured	0.053	Measured	7843.1	Measured	Coal	Dry bottom wall-fired	Dry Lime FGD	Low NOx Burner Technology w/ Overfire Air	Selective Catalytic Red	Baghouse	Halogenated PAC Sorbent Injection	ARP, CSNOX, CSOSG2E, CSSO2G1, MATS
MI	J H Campbell	1710	3	6/5/2025	18	1	756	293	Measured	0.037	Calculated	834.8	Measured	0.105	Calculated	453.7	Measured	0.057	Measured	7959.2	Measured	Coal	Dry bottom wall-fired	Dry Lime FGD	Low NOx Burner Technology w/ Overfire Air	Selective Catalytic Red	Baghouse	Halogenated PAC Sorbent Injection	ARP, CSNOX, CSOSG2E, CSSO2G1, MATS
MI	J H Campbell	1710	3	6/5/2025	19	1	757	348.4	Measured	0.044	Calculated	833.2	Measured	0.105	Calculated	413.1	Measured	0.052	Measured	7944.4	Measured	Coal	Dry bottom wall-fired	Dry Lime FGD	Low NOx Burner Technology w/ Overfire Air	Selective Catalytic Red	Baghouse	Halogenated PAC Sorbent Injection	ARP, CSNOX, CSOSG2E, CSSO2G1, MATS
MI	J H Campbell	1710	3	6/5/2025	20	1	756	499.5	Measured	0.063	Calculated	825.5	Measured	0.105	Calculated	425	Measured	0.054	Measured	7870.7	Measured	Coal	Dry bottom wall-fired	Dry Lime FGD	Low NOx Burner Technology w/ Overfire Air	Selective Catalytic Red	Baghouse	Halogenated PAC Sorbent Injection	ARP, CSNOX, CSOSG2E, CSSO2G1, MATS
MI	J H Campbell	1710	3	6/5/2025	21	1	757	440.4	Measured	0.056	Calculated	827.5	Measured	0.105	Calculated	434	Measured	0.055	Measured	7890.3	Measured	Coal	Dry bottom wall-fired	Dry Lime FGD	Low NOx Burner Technology w/ Overfire Air	Selective Catalytic Red	Baghouse	Halogenated PAC Sorbent Injection	ARP, CSNOX, CSOSG2E, CSSO2G1, MATS
MI	J H Campbell	1710	3	6/5/2025	22	1	756	347.5	Measured	0.044	Calculated	828.9	Measured	0.105	Calculated	403	Measured	0.051	Measured	7902.9	Measured	Coal	Dry bottom wall-fired	Dry Lime FGD	Low NOx Burner Technology w/ Overfire Air	Selective Catalytic Red	Baghouse	Halogenated PAC Sorbent Injection	ARP, CSNOX, CSOSG2E, CSSO2G1, MATS
MI	J H Campbell	1710	3	6/5/2025	23	1	757	368.3	Measured	0.047	Calculated	828.8	Measured	0.105	Calculated	426.7	Measured	0.054	Measured	7902.4	Measured	Coal	Dry bottom wall-fired	Dry Lime FGD	Low NOx Burner Technology w/ Overfire Air	Selective Catalytic Red	Baghouse	Halogenated PAC Sorbent Injection	ARP, CSNOX, CSOSG2E, CSSO2G1, MATS
MI	J H Campbell	1710	3	6/6/2025	0	1	757	382.4	Measured	0.048	Calculated	827.7	Measured	0.105	Calculated	386.7	Measured	0.049	Measured	7892.2	Measured	Coal	Dry bottom wall-fired	Dry Lime FGD	Low NOx Burner Technology w/ Overfire Air	Selective Catalytic Red	Baghouse	Halogenated PAC Sorbent Injection	ARP, CSNOX, CSOSG2E, CSSO2G1, MATS
MI	J H Campbell	1710	3	6/6/2025	1	1	757	384.4	Measured	0.049	Calculated	827.6	Measured	0.105	Calculated	347.2	Measured	0.044	Measured	7890.8	Measured	Coal	Dry bottom wall-fired	Dry Lime FGD	Low NOx Burner Technology w/ Overfire Air	Selective Catalytic Red	Baghouse	Halogenated PAC Sorbent Injection	ARP, CSNOX, CSOSG2E, CSSO2G1, MATS
MI	J H Campbell	1710	3	6/6/2025	2	1	756	409.3	Measured	0.052	Calculated	827.6	Measured	0.105	Calculated	363	Measured	0.046	Measured	7891.2	Measured	Coal	Dry bottom wall-fired	Dry Lime FGD	Low NOx Burner Technology w/ Overfire Air	Selective Catalytic Red	Baghouse	Halogenated PAC Sorbent Injection	ARP, CSNOX, CSOSG2E, CSSO2G1, MATS
MI	J H Campbell	1710	3	6/6/2025	3	1	756	373.4	Measured	0.047	Calculated	826.2	Measured	0.105	Calculated	362.4	Measured	0.046	Measured	7878	Measured	Coal	Dry bottom wall-fired	Dry Lime FGD	Low NOx Burner Technology w/ Overfire Air	Selective Catalytic Red	Baghouse	Halogenated PAC Sorbent Injection	ARP, CSNOX, CSOSG2E, CSSO2G1, MATS
MI	J H Campbell	1710	3	6/6/2025	4	1	756	341.9	Measured	0.043	Calculated	825.2	Measured	0.105	Calculated	354.1	Measured	0.045	Measured	7868.4	Measured	Coal	Dry bottom wall-fired	Dry Lime FGD	Low NOx Burner Technology w/ Overfire Air	Selective Catalytic Red	Baghouse	Halogenated PAC Sorbent Injection	ARP, CSNOX, CSOSG2E, CSSO2G1, MATS
MI	J H Campbell	1710	3	6/6/2025	5	1	757	328.5	Measured	0.041	Calculated	835.2	Measured	0.105	Calculated	358.4	Measured	0.045	Measured	7963.8	Measured	Coal	Dry bottom wall-fired	Dry Lime FGD	Low NOx Burner Technology w/ Overfire Air	Selective Catalytic Red	Baghouse	Halogenated PAC Sorbent Injection	ARP, CSNOX, CSOSG2E, CSSO2G1, MATS
MI	J H Campbell	1710	3	6/6/2025	6	1	757	363.4	Measured	0.046	Calculated	834.4	Measured	0.105	Calculated	381.9	Measured	0.048	Measured	7955.3	Measured	Coal	Dry bottom wall-fired	Dry Lime FGD	Low NOx Burner Technology w/ Overfire Air	Selective Catalytic Red	Baghouse	Halogenated PAC Sorbent Injection	ARP, CSNOX, CSOSG2E, CSSO2G1, MATS
MI	J H Campbell	1710	3	6/6/2025	7	1	756	697	Measured	0.088	Calculated	830.9	Measured	0.105	Calculated	404	Measured	0.051	Measured	7922.3	Measured	Coal	Dry bottom wall-fired	Dry Lime FGD	Low NOx Burner Technology w/ Overfire Air	Selective Catalytic Red	Baghouse	Halogenated PAC Sorbent Injection	ARP, CSNOX, CSOSG2E, CSSO2G1, MATS
MI	J H Campbell	1710	3	6/6/2025	8	1	717	419.4	Measured	0.055	Calculated	796.3	Measured	0.105	Calculated	303.7	Measured	0.04	Measured	7592.6	Measured	Coal	Dry bottom wall-fired	Dry Lime FGD	Low NOx Burner Technology w/ Overfire Air	Selective Catalytic Red	Baghouse	Halogenated PAC Sorbent Injection	ARP, CSNOX, CSOSG2E, CSSO2G1, MATS
MI	J H Campbell	1710	3	6/6/2025	9	1	755	425.5	Measured	0.054	Calculated	826.7	Measured	0.105	Calculated	402	Measured	0.051	Measured	7882.6	Measured	Coal	Dry bottom wall-fired	Dry Lime FGD	Low NOx Burner Technology w/ Overfire Air	Selective Catalytic Red	Baghouse	Halogenated PAC Sorbent Injection	ARP, CSNOX, CSOSG2E, CSSO2G1, MATS
MI	J H Campbell	1710	3	6/6/2025	10	1	757	353.6	Measured	0.045	Calculated	828.5	Measured	0.105	Calculated	379.2	Measured	0.048	Measured	7899.1	Measured	Coal	Dry bottom wall-fired	Dry Lime FGD	Low NOx Burner Technology w/ Overfire Air	Selective Catalytic Red	Baghouse	Halogenated PAC Sorbent Injection	ARP, CSNOX, CSOSG2E, CSSO2G1, MATS
MI	J H Campbell	1710	3	6/6/2025	11	1	756	340.7	Measured	0.043	Calculated	827.5	Measured	0.105	Calculated	347.1	Measured	0.044	Measured	7889.6	Measured	Coal	Dry bottom wall-fired	Dry Lime FGD	Low NOx Burner Technology w/ Overfire Air	Selective Catalytic Red	Baghouse	Halogenated PAC Sorbent Injection	ARP, CSNOX, CSOSG2E, CSSO2G1, MATS
MI	J H Campbell	1710	3	6/6/2025	12	1	755	325.6	Measured	0.041	Calculated	835	Measured	0.105	Calculated	286.6	Measured	0.036	Measured	7961.8	Measured	Coal	Dry bottom wall-fired	Dry Lime FGD	Low NOx Burner Technology w/ Overfire Air	Selective Catalytic Red	Baghouse	Halogenated PAC Sorbent Injection	ARP, CSNOX, CSOSG2E, CSSO2G1, MATS
MI	J H Campbell	1710	3	6/6/2025	13	1	757	358.7	Measured	0.045	Calculated	835.3	Measured	0.105	Calculated	278.8	Measured	0.035	Measured	7964.7	Measured	Coal	Dry bottom wall-fired	Dry Lime FGD	Low NOx Burner Technology w/ Overfire Air	Selective Catalytic Red	Baghouse	Halogenated PAC Sorbent Injection	ARP, CSNOX, CSOSG2E, CSSO2G1, MATS
MI	J H Campbell	1710	3	6/6/2025	14	1	756	324.8	Measured	0.041	Calculated	840.1	Measured	0.105	Calculated	304.4	Measured	0.038	Measured	8010.1	Measured	Coal	Dry bottom wall-fired	Dry Lime FGD	Low NOx Burner Technology w/ Overfire Air	Selective Catalytic Red	Baghouse	Halogenated PAC Sorbent Injection	ARP, CSNOX, CSOSG2E, CSSO2G1, MATS
MI	J H Campbell	1710	3	6/6/2025	15	1	757	423	Measured	0.053	Calculated	839.1	Measured	0.105	Calculated	368	Measured	0.046	Measured	8000.6	Measured	Coal	Dry bottom wall-fired	Dry Lime FGD	Low NOx Burner Technology w/ Overfire Air	Selective Catalytic Red	Baghouse	Halogenated PAC Sorbent Injection	ARP, CSNOX, CSOSG2E, CSSO2G1, MATS
MI	J H Campbell	1710	3	6/6/2025	16	1	755	568.9	Measured	0.071	Calculated	839.2	Measured	0.105	Calculated	376.1	Measured	0.047	Measured	8001.5	Measured	Coal	Dry bottom wall-fired	Dry Lime FGD	Low NOx Burner Technology w/ Overfire Air	Selective Catalytic Red	Baghouse	Halogenated PAC Sorbent Injection	ARP, CSNOX, CSOSG2E, CSSO2G1, MATS
MI	J H Campbell	1710	3	6/6/2025	17	1	756	464.8	Measured	0.059	Calculated	829.7	Measured	0.105	Calculated	371.8	Measured	0.047	Measured	7910.8	Measured	Coal	Dry bottom wall-fired	Dry Lime FGD	Low NOx Burner Technology w/ Overfire Air	Selective Catalytic Red	Baghouse	Halogenated PAC Sorbent Injection	ARP, CSNOX, CSOSG2E, CSSO2G1, MATS
MI	J H Campbell	1710	3	6/6/2025	18	1	757	368.2	Measured	0.046	Calculated	833.4	Measured	0.105	Calculated	397.3	Measured	0.05	Measured	7946.5	Measured	Coal	Dry bottom wall-fired	Dry Lime FGD	Low NOx Burner Technology w/ Overfire Air	Selective Catalytic Red	Baghouse	Halogenated PAC Sorbent Injection	ARP, CSNOX, CSOSG2E, CSSO2G1, MATS
MI	J H Campbell	1710	3	6/6/2025	19	1	755	423.5	Measured	0.054	Calculated	826	Measured	0.105	Calculated	464.6	Measured	0.059	Measured	7875.2	Measured	Coal	Dry bottom wall-fired	Dry Lime FGD	Low NOx Burner Technology w/ Overfire Air	Selective Catalytic Red	Baghouse	Halogenated PAC Sorbent Injection	ARP, CSNOX, CSOSG2E, CSSO2G1, MATS
MI	J H Campbell	1710	3	6/6/2025	20	1	755	443	Measured	0.056	Calculated	827.8	Measured	0.105	Calculated	694.6	Measured	0.088	Measured	7893	Measured	Coal	Dry bottom wall-fired	Dry Lime FGD	Low NOx Burner Technology w/ Overfire Air	Selective Catalytic Red	Baghouse	Halogenated PAC Sorbent Injection	ARP, CSNOX, CSOSG2E, CSSO2G1, MATS
MI	J H Campbell	1710	3	6/6/2025	21	1	756	429.1	Measured	0.054	Calculated	828.8	Measured	0.105	Calculated	774.5	Measured	0.098	Measured	7902.8	Measured	Coal	Dry bottom wall-fired	Dry Lime FGD	Low NOx Burner Technology w/ Overfire Air	Selective Catalytic Red	Baghouse	Halogenated PAC Sorbent Injection	ARP, CSNOX, CSOSG2E, CSSO2G1, MATS
MI	J H Campbell	1710	3	6/6/2025	22	1	756	390.8	Measured	0.049	Calculated	833.4	Measured	0.105	Calculated	492.7	Measured	0.062	Measured	7946.1	Measured	Coal	Dry bottom wall-fired	Dry Lime FGD	Low NOx Burner Technology w/ Overfire Air	Selective Catalytic Red	Baghouse	Halogenated PAC Sorbent Injection	ARP, CSNOX, CSOSG2E, CSSO2G1, MATS
MI	J H Campbell	1710	3	6/6/2025	23	1	756	447.6	Measured	0.056	Calculated	831.9	Measured	0.105	Calculated	420.4	Measured	0.053	Measured	7932.1	Measured	Coal	Dry bottom wall-fired	Dry Lime FGD	Low NOx Burner Technology w/ Overfire Air	Selective Catalytic Red	Baghouse	Halogenated PAC Sorbent Injection	ARP, CSNOX, CSOSG2E, CSSO2G1, MATS
MI	J H Campbell	1710	3	6/7/2025	0	1	756	417.1	Measured	0.053	Calculated	829.5	Measured	0.105	Calculated	458.7	Measured	0.058	Measured	7908.8	Measured	Coal	Dry bottom wall-fired	Dry Lime FGD	Low NOx Burner Technology w/ Overfire Air	Selective Catalytic Red	Baghouse	Halogenated PAC Sorbent Injection	ARP, CSNOX, CSOSG2E, CSSO2G1, MATS
MI	J H Campbell	1710	3	6/7/2025	1	1	757	316.1	Measured	0.04	Calculated	830.1	Measured	0.105	Calculated	443.2	Measured	0.056	Measured	7914.6	Measured	Coal	Dry bottom wall-fired	Dry Lime FGD	Low NOx Burner Technology w/ Overfire Air	Selective Catalytic Red	Baghouse	Halogenated PAC Sorbent Injection	ARP, CSNOX, CSOSG2E, CSSO2G1, MATS
MI	J H Campbell	1710	3	6/7/2025	2	1	756	324.3	Measured	0.041	Calculated	829.9	Measured	0.105	Calculated	451	Measured	0.057	Measured	7912.5	Measured	Coal	Dry bottom wall-fired	Dry Lime FGD	Low NOx Burner Technology w/ Overfire Air	Selective Catalytic Red	Baghouse	Halogenated PAC Sorbent Injection	ARP, CSNOX, CSOSG2E, CSSO2G1, MATS
MI	J H Campbell	1710	3	6/7/2025	3	1	754	306.9	Measured	0.039	Calculated	827.6	Measured	0.105	Calculated	434	Measured	0.055	Measured	7891.1	Measured	Coal	Dry bottom wall-fired	Dry Lime FGD	Low NOx Burner Technology w/ Overfire Air

MI	J H Campbell	1710	3	6/9/2025	4	1	756	403.6	Measured	0.052	Calculated	809	Measured	0.105	Calculated	378	Measured	0.049	Measured	7714	Measured	Coal	Dry bottom wall-fired	Dry Lime FGD	Low NOx Burner Technology w/ Overfire Air	Selective Catalytic Red	Baghouse	Halogenated PAC Sorbent Injection	ARP, CSNOX, CSOSG2E, CSSO2G1, MATS
MI	J H Campbell	1710	3	6/9/2025	5	1	757	417.7	Measured	0.054	Calculated	815.6	Measured	0.105	Calculated	373.3	Measured	0.048	Measured	7776.5	Measured	Coal	Dry bottom wall-fired	Dry Lime FGD	Low NOx Burner Technology w/ Overfire Air	Selective Catalytic Red	Baghouse	Halogenated PAC Sorbent Injection	ARP, CSNOX, CSOSG2E, CSSO2G1, MATS
MI	J H Campbell	1710	3	6/9/2025	6	1	756	391.2	Measured	0.05	Calculated	815.9	Measured	0.105	Calculated	389	Measured	0.05	Measured	7779.2	Measured	Coal	Dry bottom wall-fired	Dry Lime FGD	Low NOx Burner Technology w/ Overfire Air	Selective Catalytic Red	Baghouse	Halogenated PAC Sorbent Injection	ARP, CSNOX, CSOSG2E, CSSO2G1, MATS
MI	J H Campbell	1710	3	6/9/2025	7	1	757	307.5	Measured	0.04	Calculated	816.4	Measured	0.105	Calculated	365.9	Measured	0.047	Measured	7784.6	Measured	Coal	Dry bottom wall-fired	Dry Lime FGD	Low NOx Burner Technology w/ Overfire Air	Selective Catalytic Red	Baghouse	Halogenated PAC Sorbent Injection	ARP, CSNOX, CSOSG2E, CSSO2G1, MATS
MI	J H Campbell	1710	3	6/9/2025	8	1	757	451.8	Measured	0.058	Calculated	818	Measured	0.105	Calculated	366.6	Measured	0.047	Measured	7799	Measured	Coal	Dry bottom wall-fired	Dry Lime FGD	Low NOx Burner Technology w/ Overfire Air	Selective Catalytic Red	Baghouse	Halogenated PAC Sorbent Injection	ARP, CSNOX, CSOSG2E, CSSO2G1, MATS
MI	J H Campbell	1710	3	6/9/2025	9	1	757	1164.8	Measured	0.15	Calculated	816.7	Measured	0.105	Calculated	358.2	Measured	0.046	Measured	7786.7	Measured	Coal	Dry bottom wall-fired	Dry Lime FGD	Low NOx Burner Technology w/ Overfire Air	Selective Catalytic Red	Baghouse	Halogenated PAC Sorbent Injection	ARP, CSNOX, CSOSG2E, CSSO2G1, MATS
MI	J H Campbell	1710	3	6/9/2025	10	1	757	1264.4	Measured	0.163	Calculated	815.3	Measured	0.105	Calculated	373.2	Measured	0.048	Measured	7774	Measured	Coal	Dry bottom wall-fired	Dry Lime FGD	Low NOx Burner Technology w/ Overfire Air	Selective Catalytic Red	Baghouse	Halogenated PAC Sorbent Injection	ARP, CSNOX, CSOSG2E, CSSO2G1, MATS
MI	J H Campbell	1710	3	6/9/2025	11	1	756	832	Measured and Su	0.106	Calculated	821.3	Measured an	0.105	Calculated	430.7	Measured	0.055	Substitute	7830.5	Measured	Coal	Dry bottom wall-fired	Dry Lime FGD	Low NOx Burner Technology w/ Overfire Air	Selective Catalytic Red	Baghouse	Halogenated PAC Sorbent Injection	ARP, CSNOX, CSOSG2E, CSSO2G1, MATS
MI	J H Campbell	1710	3	6/9/2025	12	1	757	833.4	Measured and Su	0.106	Calculated	822.6	Measured an	0.105	Calculated	431.4	Measured	0.055	Substitute	7843.6	Measured	Coal	Dry bottom wall-fired	Dry Lime FGD	Low NOx Burner Technology w/ Overfire Air	Selective Catalytic Red	Baghouse	Halogenated PAC Sorbent Injection	ARP, CSNOX, CSOSG2E, CSSO2G1, MATS
MI	J H Campbell	1710	3	6/9/2025	13	1	758	389.2	Measured	0.05	Calculated	818.7	Measured	0.105	Calculated	359.1	Measured	0.046	Measured	7806.3	Measured	Coal	Dry bottom wall-fired	Dry Lime FGD	Low NOx Burner Technology w/ Overfire Air	Selective Catalytic Red	Baghouse	Halogenated PAC Sorbent Injection	ARP, CSNOX, CSOSG2E, CSSO2G1, MATS
MI	J H Campbell	1710	3	6/9/2025	14	1	758	531.6	Measured	0.068	Calculated	818.3	Measured	0.105	Calculated	351.1	Measured	0.045	Measured	7802.1	Measured	Coal	Dry bottom wall-fired	Dry Lime FGD	Low NOx Burner Technology w/ Overfire Air	Selective Catalytic Red	Baghouse	Halogenated PAC Sorbent Injection	ARP, CSNOX, CSOSG2E, CSSO2G1, MATS
MI	J H Campbell	1710	3	6/9/2025	15	1	757	487.7	Measured	0.063	Calculated	809.4	Measured	0.105	Calculated	339.6	Measured	0.044	Measured	7717.5	Measured	Coal	Dry bottom wall-fired	Dry Lime FGD	Low NOx Burner Technology w/ Overfire Air	Selective Catalytic Red	Baghouse	Halogenated PAC Sorbent Injection	ARP, CSNOX, CSOSG2E, CSSO2G1, MATS
MI	J H Campbell	1710	3	6/9/2025	16	1	757	314.6	Measured	0.04	Calculated	820.7	Measured	0.105	Calculated	320.8	Measured	0.041	Measured	7825.5	Measured	Coal	Dry bottom wall-fired	Dry Lime FGD	Low NOx Burner Technology w/ Overfire Air	Selective Catalytic Red	Baghouse	Halogenated PAC Sorbent Injection	ARP, CSNOX, CSOSG2E, CSSO2G1, MATS
MI	J H Campbell	1710	3	6/9/2025	17	1	757	349.8	Measured	0.045	Calculated	821.9	Measured	0.105	Calculated	384	Measured	0.049	Measured	7836.1	Measured	Coal	Dry bottom wall-fired	Dry Lime FGD	Low NOx Burner Technology w/ Overfire Air	Selective Catalytic Red	Baghouse	Halogenated PAC Sorbent Injection	ARP, CSNOX, CSOSG2E, CSSO2G1, MATS
MI	J H Campbell	1710	3	6/9/2025	18	1	758	382.1	Measured	0.049	Calculated	820.8	Measured	0.105	Calculated	399.1	Measured	0.051	Measured	7826.4	Measured	Coal	Dry bottom wall-fired	Dry Lime FGD	Low NOx Burner Technology w/ Overfire Air	Selective Catalytic Red	Baghouse	Halogenated PAC Sorbent Injection	ARP, CSNOX, CSOSG2E, CSSO2G1, MATS
MI	J H Campbell	1710	3	6/9/2025	19	1	758	355.2	Measured	0.045	Calculated	820.2	Measured	0.105	Calculated	422.3	Measured	0.054	Measured	7819.9	Measured	Coal	Dry bottom wall-fired	Dry Lime FGD	Low NOx Burner Technology w/ Overfire Air	Selective Catalytic Red	Baghouse	Halogenated PAC Sorbent Injection	ARP, CSNOX, CSOSG2E, CSSO2G1, MATS
MI	J H Campbell	1710	3	6/9/2025	20	1	757	322.5	Measured	0.041	Calculated	820.1	Measured	0.105	Calculated	391	Measured	0.05	Measured	7819.5	Measured	Coal	Dry bottom wall-fired	Dry Lime FGD	Low NOx Burner Technology w/ Overfire Air	Selective Catalytic Red	Baghouse	Halogenated PAC Sorbent Injection	ARP, CSNOX, CSOSG2E, CSSO2G1, MATS
MI	J H Campbell	1710	3	6/9/2025	21	1	757	342.4	Measured	0.044	Calculated	823.6	Measured	0.105	Calculated	353.4	Measured	0.045	Measured	7853.2	Measured	Coal	Dry bottom wall-fired	Dry Lime FGD	Low NOx Burner Technology w/ Overfire Air	Selective Catalytic Red	Baghouse	Halogenated PAC Sorbent Injection	ARP, CSNOX, CSOSG2E, CSSO2G1, MATS
MI	J H Campbell	1710	3	6/9/2025	22	1	758	377.5	Measured	0.048	Calculated	824.3	Measured	0.105	Calculated	353.7	Measured	0.045	Measured	7859.6	Measured	Coal	Dry bottom wall-fired	Dry Lime FGD	Low NOx Burner Technology w/ Overfire Air	Selective Catalytic Red	Baghouse	Halogenated PAC Sorbent Injection	ARP, CSNOX, CSOSG2E, CSSO2G1, MATS
MI	J H Campbell	1710	3	6/9/2025	23	1	757	461.4	Measured	0.059	Calculated	823.8	Measured	0.105	Calculated	369.2	Measured	0.047	Measured	7854.8	Measured	Coal	Dry bottom wall-fired	Dry Lime FGD	Low NOx Burner Technology w/ Overfire Air	Selective Catalytic Red	Baghouse	Halogenated PAC Sorbent Injection	ARP, CSNOX, CSOSG2E, CSSO2G1, MATS
MI	J H Campbell	1710	3	########	0	1	758	444.8	Measured	0.057	Calculated	823.4	Measured	0.105	Calculated	392.6	Measured	0.05	Measured	7851.3	Measured	Coal	Dry bottom wall-fired	Dry Lime FGD	Low NOx Burner Technology w/ Overfire Air	Selective Catalytic Red	Baghouse	Halogenated PAC Sorbent Injection	ARP, CSNOX, CSOSG2E, CSSO2G1, MATS
MI	J H Campbell	1710	3	########	1	1	759	436.6	Measured	0.056	Calculated	816.4	Measured	0.105	Calculated	381.4	Measured	0.049	Measured	7783.9	Measured	Coal	Dry bottom wall-fired	Dry Lime FGD	Low NOx Burner Technology w/ Overfire Air	Selective Catalytic Red	Baghouse	Halogenated PAC Sorbent Injection	ARP, CSNOX, CSOSG2E, CSSO2G1, MATS
MI	J H Campbell	1710	3	########	2	1	758	448.9	Measured	0.058	Calculated	816.4	Measured	0.105	Calculated	381.4	Measured	0.049	Measured	7784.2	Measured	Coal	Dry bottom wall-fired	Dry Lime FGD	Low NOx Burner Technology w/ Overfire Air	Selective Catalytic Red	Baghouse	Halogenated PAC Sorbent Injection	ARP, CSNOX, CSOSG2E, CSSO2G1, MATS
MI	J H Campbell	1710	3	########	3	1	758	349.6	Measured	0.045	Calculated	814.2	Measured	0.105	Calculated	434.8	Measured	0.056	Measured	7763.6	Measured	Coal	Dry bottom wall-fired	Dry Lime FGD	Low NOx Burner Technology w/ Overfire Air	Selective Catalytic Red	Baghouse	Halogenated PAC Sorbent Injection	ARP, CSNOX, CSOSG2E, CSSO2G1, MATS
MI	J H Campbell	1710	3	########	4	1	757	629.4	Measured	0.081	Calculated	818.3	Measured	0.105	Calculated	444.7	Measured	0.057	Measured	7802.6	Measured	Coal	Dry bottom wall-fired	Dry Lime FGD	Low NOx Burner Technology w/ Overfire Air	Selective Catalytic Red	Baghouse	Halogenated PAC Sorbent Injection	ARP, CSNOX, CSOSG2E, CSSO2G1, MATS
MI	J H Campbell	1710	3	########	5	1	756	483.6	Measured	0.062	Calculated	816.3	Measured	0.105	Calculated	389.2	Measured	0.05	Measured	7783.4	Measured	Coal	Dry bottom wall-fired	Dry Lime FGD	Low NOx Burner Technology w/ Overfire Air	Selective Catalytic Red	Baghouse	Halogenated PAC Sorbent Injection	ARP, CSNOX, CSOSG2E, CSSO2G1, MATS
MI	J H Campbell	1710	3	########	6	1	758	658.9	Measured	0.084	Calculated	821.5	Measured	0.105	Calculated	391.6	Measured	0.05	Measured	7832.5	Measured	Coal	Dry bottom wall-fired	Dry Lime FGD	Low NOx Burner Technology w/ Overfire Air	Selective Catalytic Red	Baghouse	Halogenated PAC Sorbent Injection	ARP, CSNOX, CSOSG2E, CSSO2G1, MATS
MI	J H Campbell	1710	3	########	7	1	757	392.8	Measured	0.05	Calculated	824.7	Measured	0.105	Calculated	385.3	Measured	0.049	Measured	7863.2	Measured	Coal	Dry bottom wall-fired	Dry Lime FGD	Low NOx Burner Technology w/ Overfire Air	Selective Catalytic Red	Baghouse	Halogenated PAC Sorbent Injection	ARP, CSNOX, CSOSG2E, CSSO2G1, MATS
MI	J H Campbell	1710	3	########	8	1	758	502.4	Measured	0.063	Calculated	830.8	Measured	0.105	Calculated	411.9	Measured	0.052	Measured	7921.7	Measured	Coal	Dry bottom wall-fired	Dry Lime FGD	Low NOx Burner Technology w/ Overfire Air	Selective Catalytic Red	Baghouse	Halogenated PAC Sorbent Injection	ARP, CSNOX, CSOSG2E, CSSO2G1, MATS
MI	J H Campbell	1710	3	########	9	1	758	567.5	Measured	0.072	Calculated	826.1	Measured	0.105	Calculated	417.5	Measured	0.053	Measured	7876.7	Measured	Coal	Dry bottom wall-fired	Dry Lime FGD	Low NOx Burner Technology w/ Overfire Air	Selective Catalytic Red	Baghouse	Halogenated PAC Sorbent Injection	ARP, CSNOX, CSOSG2E, CSSO2G1, MATS
MI	J H Campbell	1710	3	########	10	1	758	561.1	Measured	0.071	Calculated	829.7	Measured	0.105	Calculated	371.8	Measured	0.047	Measured	7910.8	Measured	Coal	Dry bottom wall-fired	Dry Lime FGD	Low NOx Burner Technology w/ Overfire Air	Selective Catalytic Red	Baghouse	Halogenated PAC Sorbent Injection	ARP, CSNOX, CSOSG2E, CSSO2G1, MATS
MI	J H Campbell	1710	3	########	11	1	757	519.9	Measured	0.065	Calculated	832.6	Measured	0.105	Calculated	381.1	Measured	0.048	Measured	7938.6	Measured	Coal	Dry bottom wall-fired	Dry Lime FGD	Low NOx Burner Technology w/ Overfire Air	Selective Catalytic Red	Baghouse	Halogenated PAC Sorbent Injection	ARP, CSNOX, CSOSG2E, CSSO2G1, MATS
MI	J H Campbell	1710	3	########	12	1	758	523.4	Measured	0.066	Calculated	834.9	Measured	0.105	Calculated	406	Measured	0.051	Measured	7960.2	Measured	Coal	Dry bottom wall-fired	Dry Lime FGD	Low NOx Burner Technology w/ Overfire Air	Selective Catalytic Red	Baghouse	Halogenated PAC Sorbent Injection	ARP, CSNOX, CSOSG2E, CSSO2G1, MATS
MI	J H Campbell	1710	3	########	13	1	759	515.5	Measured	0.065	Calculated	832.2	Measured	0.105	Calculated	420.5	Measured	0.053	Measured	7934.4	Measured	Coal	Dry bottom wall-fired	Dry Lime FGD	Low NOx Burner Technology w/ Overfire Air	Selective Catalytic Red	Baghouse	Halogenated PAC Sorbent Injection	ARP, CSNOX, CSOSG2E, CSSO2G1, MATS
MI	J H Campbell	1710	3	########	14	1	757	559	Measured	0.071	Calculated	822.6	Measured	0.105	Calculated	415.7	Measured	0.053	Measured	7843	Measured	Coal	Dry bottom wall-fired	Dry Lime FGD	Low NOx Burner Technology w/ Overfire Air	Selective Catalytic Red	Baghouse	Halogenated PAC Sorbent Injection	ARP, CSNOX, CSOSG2E, CSSO2G1, MATS
MI	J H Campbell	1710	3	########	15	1	758	768.8	Measured	0.098	Calculated	823.7	Measured	0.105	Calculated	384.8	Measured	0.049	Measured	7853.6	Measured	Coal	Dry bottom wall-fired	Dry Lime FGD	Low NOx Burner Technology w/ Overfire Air	Selective Catalytic Red	Baghouse	Halogenated PAC Sorbent Injection	ARP, CSNOX, CSOSG2E, CSSO2G1, MATS
MI	J H Campbell	1710	3	########	16	1	757	520.7	Measured	0.066	Calculated	826.8	Measured	0.105	Calculated	386.3	Measured	0.049	Measured	7883.3	Measured	Coal	Dry bottom wall-fired	Dry Lime FGD	Low NOx Burner Technology w/ Overfire Air	Selective Catalytic Red	Baghouse	Halogenated PAC Sorbent Injection	ARP, CSNOX, CSOSG2E, CSSO2G1, MATS
MI	J H Campbell	1710	3	########	17	1	758	379	Measured	0.048	Calculated	827.5	Measured	0.105	Calculated	418.2	Measured	0.053	Measured	7890.3	Measured	Coal	Dry bottom wall-fired	Dry Lime FGD	Low NOx Burner Technology w/ Overfire Air	Selective Catalytic Red	Baghouse	Halogenated PAC Sorbent Injection	ARP, CSNOX, CSOSG2E, CSSO2G1, MATS
MI	J H Campbell	1710	3	########	18	1	758	464.3	Measured	0.059	Calculated	825.4	Measured	0.105	Calculated	495.8	Measured	0.063	Measured	7869.5	Measured	Coal	Dry bottom wall-fired	Dry Lime FGD	Low NOx Burner Technology w/ Overfire Air	Selective Catalytic Red	Baghouse	Halogenated PAC Sorbent Injection	ARP, CSNOX, CSOSG2E, CSSO2G1, MATS
MI	J H Campbell	1710	3	########	19	1	759	401.9	Measured	0.051	Calculated	828.1	Measured	0.105	Calculated	679	Measured	0.086	Measured	7895.4	Measured	Coal	Dry bottom wall-fired	Dry Lime FGD	Low NOx Burner Technology w/ Overfire Air	Selective Catalytic Red	Baghouse	Halogenated PAC Sorbent Injection	ARP, CSNOX, CSOSG2E, CSSO2G1, MATS
MI	J H Campbell	1710	3	########	20	1	757	629.2	Measured	0.08	Calculated	823.4	Measured	0.105	Calculated	722.2	Measured	0.092	Measured	7850.4	Measured	Coal	Dry bottom wall-fired	Dry Lime FGD	Low NOx Burner Technology w/ Overfire Air	Selective Catalytic Red	Baghouse	Halogenated PAC Sorbent Injection	ARP, CSNOX, CSOSG2E, CSSO2G1, MATS
MI	J H Campbell	1710	3	########	21	1	758	490.8	Measured	0.062	Calculated	835.6	Measured	0.105	Calculated	756.8	Measured	0.095	Measured	7966.8	Measured	Coal	Dry bottom wall-fired	Dry Lime FGD	Low NOx Burner Technology w/ Overfire Air	Selective Catalytic Red	Baghouse	Halogenated PAC Sorbent Injection	ARP, CSNOX, CSOSG2E, CSSO2G1, MATS
MI	J H Campbell	1710	3	########	22	1	758	444.6	Measured	0.055	Calculated	841.7	Measured	0.105	Calculated	449.4	Measured	0.056	Measured	8025.7	Measured	Coal	Dry bottom wall-fired	Dry Lime FGD	Low NOx Burner Technology w/ Overfire Air	Selective Catalytic Red	Baghouse	Halogenated PAC Sorbent Injection	ARP, CSNOX, CSOSG2E, CSSO2G1, MATS
MI	J H Campbell	1710	3	########	23	1	758	386.2	Measured	0.048	Calculated	841.3	Measured	0.105	Calculated	425.1	Measured	0.053	Measured	8021.3	Measured	Coal	Dry bottom wall-fired	Dry Lime FGD	Low NOx Burner Technology w/ Overfire Air	Selective Catalytic Red	Baghouse	Halogenated PAC Sorbent Injection	ARP, CSNOX, CSOSG2E, CSSO2G1, MATS
MI	J H Campbell	1710	3	########	0	1	759	396	Measured	0.049	Calculated	840.1	Measured	0.105	Calculated	400.5	Measured	0.05	Measured	8010	Measured	Coal	Dry bottom wall-fired	Dry Lime FGD	Low NOx Burner Technology w/ Overfire Air	Selective Catalytic Red	Baghouse	Halogenated PAC Sorbent Injection	ARP, CSNOX, CSOSG2E, CSSO2G1, MATS
MI	J H Campbell	1710	3	########	1	1	759	598.1	Measured	0.075	Calculated	838.5	Measured	0.105	Calculated	423.7	Measured	0.053	Measured	7995	Measured	Coal	Dry bottom wall-fired	Dry Lime FGD	Low NOx Burner Technology w/ Overfire Air	Selective Catalytic Red	Baghouse	Halogenated PAC Sorbent Injection	ARP, CSNOX, CSOSG2E, CSSO2G1, MATS
MI	J H Campbell	1710	3	########	2	1	760	525.4	Measured	0.066	Calculated	838.2	Measured	0.105	Calculated	431.6	Measured	0.054	Measured	7991.9	Measured	Coal	Dry bottom wall-fired	Dry Lime FGD	Low NOx Burner Technology w/ Overfire Air	Selective Catalytic Red	Baghouse	Halogenated PAC Sorbent Injection	ARP, CSNOX, CSOSG2E, CSSO2G1, MATS
MI	J H Campbell	1710	3	########	3	1	759	379.2	Measured	0.048	Calculated	832.5	Measured	0.105	Calculated	404.8	Measured	0.051	Measured	7937.6	Measured	Coal	Dry bottom wall-fired	Dry Lime FGD	Low NOx Burner Technology w/ Overfire Air	Selective Catalytic Red	Baghouse	Halogenated PAC Sorbent Injection	ARP, CSNOX, CSOSG2E, CSSO2G1, MATS
MI	J H Campbell	1710	3	########	4	1	758	353	Measured	0.044	Calculated	834.1	Measured	0.105	Calculated	389.7	Measured	0.049	Measured	7953.3	Measured	Coal	Dry bottom wall-fired	Dry Lime FGD	Low NOx Burner Technology w/ Overfire Air	Selective Catalytic Red	Baghouse	Halogenated PAC Sorbent Injection	ARP, CSNOX, CSOSG2E, CSSO2G1, MATS
MI	J H Campbell	1710	3	########	5	1	758	324.8	Measured	0.041	Calculated	836.4	Measured	0.105	Calculated	374.8	Measured	0.047	Measured	7974.4	Measured	Coal	Dry bottom wall-fired	Dry Lime FGD	Low NOx Burner Technology w/ Overfire Air	Selective Catalytic Red	Baghouse	Halogenated PAC Sorbent Injection	ARP, CSNOX, CSOSG2E, CSSO2G1, MATS
MI	J H Campbell	1710	3	########	6	1	759	340	Measured	0.043	Calculated	838.1	Measured	0.105	Calculated	383.6	Measured	0.048	Measured	7991	Measured	Coal	Dry bottom wall-fired	Dry Lime FGD	Low NOx Burner Technology w/ Overfire Air	Selective Catalytic Red	Baghouse	Halogenated PAC Sorbent Injection	ARP, CSNOX, CSOSG2E, CSSO2G1, MATS
MI	J H Campbell	1710	3	########	7	1	759	580.2	Measured	0.072	Calculated	846.7	Measured	0.105	Calculated	379.4	Measured	0.047	Measured	8072.9	Measured	Coal	Dry bottom wall-fired	Dry Lime FGD	Low NOx Burner Technology w/ Overfire Air	Selective Catalytic Red	Baghouse	Halogenated PAC Sorbent Injection	ARP, CSNOX, CSOSG2E, CSSO2G1, MATS
MI	J H Campbell	1710	3	########	8	1	760	441.4	Measured	0.055	Calculated	842.8	Measured	0.105	Calculated	361.6	Measured	0.045	Measured	8035.9	Measured	Coal	Dry bottom wall-fired	Dry Lime FGD	Low NOx Burner Technology w/ Overfire Air	Selective Catalytic Red	Baghouse	Halogenated PAC Sorbent Injection	ARP, CSNOX, CSOSG2E, CSSO2G1, MATS
MI	J H Campbell	1710	3	########	9	1	758	441.9	Measured	0.055	Calculated	839.8	Measured	0.105	Calculated	360.3	Measured	0.045	Measured	8007.2	Measured	Coal	Dry bottom wall-fired	Dry Lime FGD	Low NOx Burner Technology w/ Overfire Air	Selective Catalytic Red	Baghouse	Halogenated PAC Sorbent Injection	ARP, CSNOX, CSOSG2E, CSSO2G1, MATS
MI	J H Campbell	1710	3	########	10	1	759	393.8	Measured	0.049	Calculated	842.4	Measured	0.105	Calculated	369.5	Measured	0.046	Measured	8031.9	Measured	Coal	Dry bottom wall-fired	Dry Lime FGD	Low NOx Burner Technology w/ Overfire Air	Selective Catalytic Red	Baghouse	Halogenated PAC Sorbent Injection	ARP, CSNOX, CSOSG2E, CSSO2G1, MATS
MI	J H Campbell	1710	3	########	11	1	758	291.2	Measured	0.036	Calculated	843.8	Measured	0.105	Calculated	370.1	Measured	0.046	Measured	8045.7	Measured	Coal	Dry bottom wall-fired	Dry Lime FGD	Low NOx Burner Technology w/ Overfire Air	Selective Catalytic Red	Baghouse	Halogenated PAC Sorbent Injection	ARP, CSNOX, CSOSG2E, CSSO2G1, MATS
MI	J H Campbell	1710	3	########	12	1	759	291.5	Measured	0.036	Calculated	837.6	Measured	0.105	Calculated	375.4	Measured	0.047	Measured	7986.5	Measured	Coal	Dry bottom wall-fired	Dry Lime FGD	Low NOx Burner Technology w/ Overfire Air	Selective Catalytic Red	Baghouse	Halogenated PAC Sorbent Injection	ARP, CSNOX, CSOSG2E, CSSO2G1, MATS
MI	J H Campbell	1710	3	########	13	1	759	429.3	Measured	0.054	Calculated	836.2	Measured	0.105	Calculated	366.8	Measured	0.046	Measured	7973.1	Measured	Coal	Dry bottom wall-fired	Dry Lime FGD	Low NOx Burner Technology w/ Overfire Air	Selective Catalytic Red	Baghouse	Halogenated PAC Sorbent Injection	ARP, CSNOX, CSOSG2E, CSSO2G1, MATS
MI	J H Campbell	1710	3	########	14	1	757	546.6	Measured	0.069	Calculated	835.8	Measured	0.105	Calculated	366.6	Measured	0.046	Measured	7968.8	Measured	Coal	Dry bottom wall-fired	Dry Lime FGD	Low NOx Burner Technology w/ Overfire Air	Selective Catalytic Red	Baghouse	Halogenated PAC Sorbent Injection	ARP, CSNOX, CSOSG2E, CSSO2G1, MATS
MI	J H Campbell	1710	3	########	15	1	757	552.9	Measured	0.069	Calculated	839.8	Measured	0.105	Calculated	376.3	Measured	0.047	Measured	8007.2	Measured	Coal	Dry bottom wall-fired	Dry Lime FGD	Low NOx Burner Technology w/ Overfire Air	Selective Catalytic Red	Baghouse	Halogenated PAC Sorbent Injection	ARP, CSNOX, CSOSG2E, CSSO2G1, MATS
MI	J H Campbell	1710	3	########	16	1	758	376.3	Measured	0.047	Calculated	837.7	Measured	0.105	Calculated	391.4	Measured	0.049	Measured	7987.4	Measured	Coal	Dry bottom wall-fired	Dry Lime FGD	Low NOx Burner Technology w/ Overfire Air	Selective Catalytic Red	Baghouse	Halogenated PAC Sorbent Injection	ARP, CSNOX, CSOSG2E, CSSO2G1, MATS
MI	J H Campbell	1710	3	########	17	1	758	378.3	Measured	0.047	Calculated	837.7	Measured	0.105	Calculated	391.4	Measured	0.049	Measured	7987	Measured	Coal	Dry bottom wall-fired	Dry Lime FGD	Low NOx Burner Technology w/ Overfire Air	Selective Catalytic Red	Baghouse	Halogenated PAC Sorbent Injection	ARP, CSNOX, CSOSG2E, CSSO2G1, MATS
MI	J H Campbell	1710	3	########	18	1	758	463.6	Measured	0.058	Calculated	842.4	Measured	0.105	Calculated	409.6	Measured	0.051	Measured	8032	Measured	Coal	Dry bottom wall-fired	Dry Lime FGD	Low NOx Burner Technology w/ Overfire Air	Selective Catalytic Red	Baghouse	Halogenated PAC Sorbent Injection	ARP, CSNOX, CSOSG2E, CSSO2G1, MATS
MI	J H Campbell	1710	3	########	19	1	760	449.2	Measured	0.056	Calculated	842.7	Measured	0.105	Calculated	506.2	Measured	0.063	Measured	8034.6	Measured	Coal	Dry bottom wall-fired	Dry Lime FGD	Low NOx Burner Technology w/ Overfire Air	Selective Catalytic Red	Baghouse	Halogenated PAC Sorbent Injection	ARP, CSNOX, CSOSG2E, CSSO2G1, MATS
MI	J H Campbell	1710	3	########	20	1	758	342.5	Measured	0.043	Calculated	833.9	Measured	0.105	Calculated	707.6	Measured	0.089	Measured	7950.5	Measured	Coal	Dry bottom wall-fired	Dry Lime FGD	Low NOx Burner Technology w/ Overfire Air	Selective Catalytic Red	Baghouse	Halogenated PAC Sorbent Injection	ARP, CSNOX, CSOSG2E, CSSO2G1, MATS
MI	J H Campbell	1710	3	########	21	1	758	313.3	Measured	0.039	Calculated	833.6	Measured	0.105	Calculated	588.2	Measured	0.074	Measured	7948.5	Measured	Coal	Dry bottom wall-fired	Dry Lime FGD	Low NOx Burner Technology w/ Overfire Air	Selective Catalytic Red	Baghouse	Halogenated PAC Sorbent Injection	ARP, CSNOX, CSOSG2E, CSSO2G1, MATS
MI	J H Campbell	1710	3	########	22	1	759	321.4	Measured	0.04	Calculated	832.9	Measured	0.105	Calculated	373.3	Measured	0.047	Measured	7941.7	Measured	Coal	Dry bottom wall-fired	Dry Lime FGD	Low NOx Burner Technology w/ Overfire Air	Selective Catalytic Red	Baghouse	Halogenated PAC Sorbent Injection	ARP, CSNOX, CSOSG2E, CSSO2G1, MATS
MI	J H Campbell	1710	3	########	23	1	758	333.3	Measured	0.042	Calculated	831.6	Measured	0.105	Calculated	380.6	Measured	0.048	Measured	7929	Measured	Coal	Dry bottom wall-fired	Dry Lime FGD	Low NOx Burner Technology w/ Overfire Air	Selective Catalytic Red	Baghouse	Halogenated PAC Sorbent Injection	ARP, CSNOX, CSOSG2E, CSSO2G1, MATS
MI	J H Campbell	1710	3	########	0	1	759	361.5	Measured	0.045	Calculated	834.7	Measured	0.105	Calculated	390	Measured	0.049	Measured	7958.4	Measured	Coal	Dry bottom wall-fired	Dry Lime FGD	Low NOx Burner Technology w/ Overfire Air	Selective Catalytic Red	Baghouse	Halogenated PAC Sorbent Injection	ARP, CSNOX, CSOSG2E, CSSO2G1, MATS
MI	J H Campbell	1710	3	########	1	1	758	356.9	Measured	0.045	Calculated	835.9	Measured	0.105	Calculated	382.6	Measured	0.048	Measured	7970.3	Measured	Coal	Dry bottom wall-fired	Dry Lime FGD	Low NOx Burner Technology w/ Overfire Air	Selective Catalytic Red	Baghouse	Halogenated PAC Sorbent Injection	ARP, CSNOX, CSOSG2E, CSSO2G1, MATS
MI	J H Campbell	1710	3	########	2	1	758	363.4	Measured	0.046	Calculated	836.6	Measured	0.105	Calculated	398.9	Measured	0.05	Measured	7977.2	Measured	Coal	Dry bottom wall-fired	Dry Lime FGD	Low NOx Burner Technology w/ Overfire Air	Selective Catalytic Red	Baghouse	Halogenated PAC Sorbent Injection	ARP, CSNOX, CSOSG2E, CSSO2G1, MATS
MI	J H Campbell	1710	3	########	3	1	738	372.2	Measured	0.048	Calculated	810	Measured	0.105	Calculated	355.3	Measured	0.046	Measured	7723.3	Measured	Coal	Dry bottom wall-fired	Dry Lime FGD	Low NOx Burner Technology w/ Overfire Air

MI	J H Campbell	1710	3	########	3	1	756	567.2	Measured	0.072	Calculated	831.7	Measured	0.105	Calculated	372.7	Measured	0.047	Measured	7930	Measured	Coal	Dry bottom wall-fired	Dry Lime FGD	Low NOx Burner Technology w/ Overfire Air	Selective Catalytic Red	Baghouse	Halogenated PAC Sorbent Injection	ARP, CSNOX, CSOSG2E, CSSO2G1, MATS
MI	J H Campbell	1710	3	########	4	1	756	396.3	Measured	0.05	Calculated	828.8	Measured	0.105	Calculated	371.4	Measured	0.047	Measured	7902.5	Measured	Coal	Dry bottom wall-fired	Dry Lime FGD	Low NOx Burner Technology w/ Overfire Air	Selective Catalytic Red	Baghouse	Halogenated PAC Sorbent Injection	ARP, CSNOX, CSOSG2E, CSSO2G1, MATS
MI	J H Campbell	1710	3	########	5	1	756	380.5	Measured	0.048	Calculated	829.5	Measured	0.105	Calculated	363.8	Measured	0.046	Measured	7909.1	Measured	Coal	Dry bottom wall-fired	Dry Lime FGD	Low NOx Burner Technology w/ Overfire Air	Selective Catalytic Red	Baghouse	Halogenated PAC Sorbent Injection	ARP, CSNOX, CSOSG2E, CSSO2G1, MATS
MI	J H Campbell	1710	3	########	6	1	758	393.8	Measured	0.05	Calculated	832.1	Measured	0.105	Calculated	365	Measured	0.046	Measured	7934	Measured	Coal	Dry bottom wall-fired	Dry Lime FGD	Low NOx Burner Technology w/ Overfire Air	Selective Catalytic Red	Baghouse	Halogenated PAC Sorbent Injection	ARP, CSNOX, CSOSG2E, CSSO2G1, MATS
MI	J H Campbell	1710	3	########	7	1	757	356.7	Measured	0.045	Calculated	830.4	Measured	0.105	Calculated	364.2	Measured	0.046	Measured	7917.3	Measured	Coal	Dry bottom wall-fired	Dry Lime FGD	Low NOx Burner Technology w/ Overfire Air	Selective Catalytic Red	Baghouse	Halogenated PAC Sorbent Injection	ARP, CSNOX, CSOSG2E, CSSO2G1, MATS
MI	J H Campbell	1710	3	########	8	1	758	420.8	Measured	0.053	Calculated	833.5	Measured	0.105	Calculated	365.6	Measured	0.046	Measured	7947.6	Measured	Coal	Dry bottom wall-fired	Dry Lime FGD	Low NOx Burner Technology w/ Overfire Air	Selective Catalytic Red	Baghouse	Halogenated PAC Sorbent Injection	ARP, CSNOX, CSOSG2E, CSSO2G1, MATS
MI	J H Campbell	1710	3	########	9	1	758	270.5	Measured	0.034	Calculated	825	Measured	0.105	Calculated	361.8	Measured	0.046	Measured	7865.8	Measured	Coal	Dry bottom wall-fired	Dry Lime FGD	Low NOx Burner Technology w/ Overfire Air	Selective Catalytic Red	Baghouse	Halogenated PAC Sorbent Injection	ARP, CSNOX, CSOSG2E, CSSO2G1, MATS
MI	J H Campbell	1710	3	########	10	1	758	285.3	Measured	0.036	Calculated	826.8	Measured	0.105	Calculated	378.4	Measured	0.048	Measured	7883.6	Measured	Coal	Dry bottom wall-fired	Dry Lime FGD	Low NOx Burner Technology w/ Overfire Air	Selective Catalytic Red	Baghouse	Halogenated PAC Sorbent Injection	ARP, CSNOX, CSOSG2E, CSSO2G1, MATS
MI	J H Campbell	1710	3	########	11	1	757	411	Measured	0.052	Calculated	827.2	Measured	0.105	Calculated	370.7	Measured	0.047	Measured	7887.3	Measured	Coal	Dry bottom wall-fired	Dry Lime FGD	Low NOx Burner Technology w/ Overfire Air	Selective Catalytic Red	Baghouse	Halogenated PAC Sorbent Injection	ARP, CSNOX, CSOSG2E, CSSO2G1, MATS
MI	J H Campbell	1710	3	########	12	1	758	369.8	Measured	0.047	Calculated	830.2	Measured	0.105	Calculated	387.9	Measured	0.049	Measured	7916	Measured	Coal	Dry bottom wall-fired	Dry Lime FGD	Low NOx Burner Technology w/ Overfire Air	Selective Catalytic Red	Baghouse	Halogenated PAC Sorbent Injection	ARP, CSNOX, CSOSG2E, CSSO2G1, MATS
MI	J H Campbell	1710	3	########	13	1	757	474.4	Measured	0.06	Calculated	828.3	Measured	0.105	Calculated	394.9	Measured	0.05	Measured	7897.9	Measured	Coal	Dry bottom wall-fired	Dry Lime FGD	Low NOx Burner Technology w/ Overfire Air	Selective Catalytic Red	Baghouse	Halogenated PAC Sorbent Injection	ARP, CSNOX, CSOSG2E, CSSO2G1, MATS
MI	J H Campbell	1710	3	########	14	1	758	305.7	Measured	0.039	Calculated	820.4	Measured	0.105	Calculated	398.9	Measured	0.051	Measured	7822.1	Measured	Coal	Dry bottom wall-fired	Dry Lime FGD	Low NOx Burner Technology w/ Overfire Air	Selective Catalytic Red	Baghouse	Halogenated PAC Sorbent Injection	ARP, CSNOX, CSOSG2E, CSSO2G1, MATS
MI	J H Campbell	1710	3	########	15	1	757	290.9	Measured	0.037	Calculated	824.4	Measured	0.105	Calculated	393	Measured	0.05	Measured	7860.3	Measured	Coal	Dry bottom wall-fired	Dry Lime FGD	Low NOx Burner Technology w/ Overfire Air	Selective Catalytic Red	Baghouse	Halogenated PAC Sorbent Injection	ARP, CSNOX, CSOSG2E, CSSO2G1, MATS
MI	J H Campbell	1710	3	########	16	1	757	513.7	Measured	0.065	Calculated	826.5	Measured	0.105	Calculated	378.2	Measured	0.048	Measured	7880.2	Measured	Coal	Dry bottom wall-fired	Dry Lime FGD	Low NOx Burner Technology w/ Overfire Air	Selective Catalytic Red	Baghouse	Halogenated PAC Sorbent Injection	ARP, CSNOX, CSOSG2E, CSSO2G1, MATS
MI	J H Campbell	1710	3	########	17	1	757	229.5	Measured	0.029	Calculated	822.9	Measured	0.105	Calculated	368.8	Measured	0.047	Measured	7845.8	Measured	Coal	Dry bottom wall-fired	Dry Lime FGD	Low NOx Burner Technology w/ Overfire Air	Selective Catalytic Red	Baghouse	Halogenated PAC Sorbent Injection	ARP, CSNOX, CSOSG2E, CSSO2G1, MATS
MI	J H Campbell	1710	3	########	18	1	758	224.6	Measured	0.028	Calculated	827.4	Measured	0.105	Calculated	362.9	Measured	0.046	Measured	7888.8	Measured	Coal	Dry bottom wall-fired	Dry Lime FGD	Low NOx Burner Technology w/ Overfire Air	Selective Catalytic Red	Baghouse	Halogenated PAC Sorbent Injection	ARP, CSNOX, CSOSG2E, CSSO2G1, MATS
MI	J H Campbell	1710	3	########	19	1	758	632.1	Measured	0.08	Calculated	825.2	Measured	0.105	Calculated	369.8	Measured	0.047	Measured	7867.6	Measured	Coal	Dry bottom wall-fired	Dry Lime FGD	Low NOx Burner Technology w/ Overfire Air	Selective Catalytic Red	Baghouse	Halogenated PAC Sorbent Injection	ARP, CSNOX, CSOSG2E, CSSO2G1, MATS
MI	J H Campbell	1710	3	########	20	1	757	309.1	Measured	0.039	Calculated	823.9	Measured	0.105	Calculated	369.2	Measured	0.047	Measured	7855.3	Measured	Coal	Dry bottom wall-fired	Dry Lime FGD	Low NOx Burner Technology w/ Overfire Air	Selective Catalytic Red	Baghouse	Halogenated PAC Sorbent Injection	ARP, CSNOX, CSOSG2E, CSSO2G1, MATS
MI	J H Campbell	1710	3	########	21	1	758	322.8	Measured	0.041	Calculated	827.7	Measured	0.105	Calculated	386.7	Measured	0.049	Measured	7892.3	Measured	Coal	Dry bottom wall-fired	Dry Lime FGD	Low NOx Burner Technology w/ Overfire Air	Selective Catalytic Red	Baghouse	Halogenated PAC Sorbent Injection	ARP, CSNOX, CSOSG2E, CSSO2G1, MATS
MI	J H Campbell	1710	3	########	22	1	758	303.6	Measured	0.039	Calculated	825.5	Measured	0.105	Calculated	409.3	Measured	0.052	Measured	7870.8	Measured	Coal	Dry bottom wall-fired	Dry Lime FGD	Low NOx Burner Technology w/ Overfire Air	Selective Catalytic Red	Baghouse	Halogenated PAC Sorbent Injection	ARP, CSNOX, CSOSG2E, CSSO2G1, MATS
MI	J H Campbell	1710	3	########	23	1	758	323.8	Measured	0.041	Calculated	825.1	Measured	0.105	Calculated	393.3	Measured	0.05	Measured	7866.6	Measured	Coal	Dry bottom wall-fired	Dry Lime FGD	Low NOx Burner Technology w/ Overfire Air	Selective Catalytic Red	Baghouse	Halogenated PAC Sorbent Injection	ARP, CSNOX, CSOSG2E, CSSO2G1, MATS
MI	J H Campbell	1710	3	########	0	1	758	308	Measured	0.039	Calculated	826.3	Measured	0.105	Calculated	393.9	Measured	0.05	Measured	7878.9	Measured	Coal	Dry bottom wall-fired	Dry Lime FGD	Low NOx Burner Technology w/ Overfire Air	Selective Catalytic Red	Baghouse	Halogenated PAC Sorbent Injection	ARP, CSNOX, CSOSG2E, CSSO2G1, MATS
MI	J H Campbell	1710	3	########	1	1	757	333.2	Measured	0.042	Calculated	828.2	Measured	0.105	Calculated	402.7	Measured	0.051	Measured	7896.3	Measured	Coal	Dry bottom wall-fired	Dry Lime FGD	Low NOx Burner Technology w/ Overfire Air	Selective Catalytic Red	Baghouse	Halogenated PAC Sorbent Injection	ARP, CSNOX, CSOSG2E, CSSO2G1, MATS
MI	J H Campbell	1710	3	########	2	1	758	367.5	Measured	0.047	Calculated	827.3	Measured	0.105	Calculated	402.3	Measured	0.051	Measured	7888.2	Measured	Coal	Dry bottom wall-fired	Dry Lime FGD	Low NOx Burner Technology w/ Overfire Air	Selective Catalytic Red	Baghouse	Halogenated PAC Sorbent Injection	ARP, CSNOX, CSOSG2E, CSSO2G1, MATS
MI	J H Campbell	1710	3	########	3	1	757	360.5	Measured	0.046	Calculated	829.8	Measured	0.105	Calculated	403.5	Measured	0.051	Measured	7912.3	Measured	Coal	Dry bottom wall-fired	Dry Lime FGD	Low NOx Burner Technology w/ Overfire Air	Selective Catalytic Red	Baghouse	Halogenated PAC Sorbent Injection	ARP, CSNOX, CSOSG2E, CSSO2G1, MATS
MI	J H Campbell	1710	3	########	4	1	757	404.6	Measured	0.051	Calculated	827.9	Measured	0.105	Calculated	394.7	Measured	0.05	Measured	7893.9	Measured	Coal	Dry bottom wall-fired	Dry Lime FGD	Low NOx Burner Technology w/ Overfire Air	Selective Catalytic Red	Baghouse	Halogenated PAC Sorbent Injection	ARP, CSNOX, CSOSG2E, CSSO2G1, MATS
MI	J H Campbell	1710	3	########	5	1	757	393.6	Measured	0.05	Calculated	826.3	Measured	0.105	Calculated	386.1	Measured	0.049	Measured	7879	Measured	Coal	Dry bottom wall-fired	Dry Lime FGD	Low NOx Burner Technology w/ Overfire Air	Selective Catalytic Red	Baghouse	Halogenated PAC Sorbent Injection	ARP, CSNOX, CSOSG2E, CSSO2G1, MATS
MI	J H Campbell	1710	3	########	6	1	758	373.9	Measured	0.047	Calculated	835	Measured	0.105	Calculated	366.2	Measured	0.046	Measured	7961.1	Measured	Coal	Dry bottom wall-fired	Dry Lime FGD	Low NOx Burner Technology w/ Overfire Air	Selective Catalytic Red	Baghouse	Halogenated PAC Sorbent Injection	ARP, CSNOX, CSOSG2E, CSSO2G1, MATS
MI	J H Campbell	1710	3	########	7	1	758	328.7	Measured	0.041	Calculated	834.3	Measured	0.105	Calculated	389.8	Measured	0.049	Measured	7955	Measured	Coal	Dry bottom wall-fired	Dry Lime FGD	Low NOx Burner Technology w/ Overfire Air	Selective Catalytic Red	Baghouse	Halogenated PAC Sorbent Injection	ARP, CSNOX, CSOSG2E, CSSO2G1, MATS
MI	J H Campbell	1710	3	########	8	1	758	333.1	Measured	0.042	Calculated	834.9	Measured	0.105	Calculated	374.1	Measured	0.047	Measured	7960.6	Measured	Coal	Dry bottom wall-fired	Dry Lime FGD	Low NOx Burner Technology w/ Overfire Air	Selective Catalytic Red	Baghouse	Halogenated PAC Sorbent Injection	ARP, CSNOX, CSOSG2E, CSSO2G1, MATS
MI	J H Campbell	1710	3	########	9	1	758	340.3	Measured	0.043	Calculated	837.7	Measured	0.105	Calculated	367.4	Measured	0.046	Measured	7986.8	Measured	Coal	Dry bottom wall-fired	Dry Lime FGD	Low NOx Burner Technology w/ Overfire Air	Selective Catalytic Red	Baghouse	Halogenated PAC Sorbent Injection	ARP, CSNOX, CSOSG2E, CSSO2G1, MATS
MI	J H Campbell	1710	3	########	10	1	759	342	Measured	0.043	Calculated	836.7	Measured	0.105	Calculated	390.9	Measured	0.049	Measured	7977.9	Measured	Coal	Dry bottom wall-fired	Dry Lime FGD	Low NOx Burner Technology w/ Overfire Air	Selective Catalytic Red	Baghouse	Halogenated PAC Sorbent Injection	ARP, CSNOX, CSOSG2E, CSSO2G1, MATS
MI	J H Campbell	1710	3	########	11	1	757	395.1	Measured	0.05	Calculated	829.4	Measured	0.105	Calculated	387.5	Measured	0.049	Measured	7908.1	Measured	Coal	Dry bottom wall-fired	Dry Lime FGD	Low NOx Burner Technology w/ Overfire Air	Selective Catalytic Red	Baghouse	Halogenated PAC Sorbent Injection	ARP, CSNOX, CSOSG2E, CSSO2G1, MATS
MI	J H Campbell	1710	3	########	12	1	758	481	Measured	0.06	Calculated	836.3	Measured	0.105	Calculated	398.7	Measured	0.05	Measured	7973.8	Measured	Coal	Dry bottom wall-fired	Dry Lime FGD	Low NOx Burner Technology w/ Overfire Air	Selective Catalytic Red	Baghouse	Halogenated PAC Sorbent Injection	ARP, CSNOX, CSOSG2E, CSSO2G1, MATS
MI	J H Campbell	1710	3	########	13	1	758	395	Measured	0.05	Calculated	829.3	Measured	0.105	Calculated	411.2	Measured	0.052	Measured	7906.8	Measured	Coal	Dry bottom wall-fired	Dry Lime FGD	Low NOx Burner Technology w/ Overfire Air	Selective Catalytic Red	Baghouse	Halogenated PAC Sorbent Injection	ARP, CSNOX, CSOSG2E, CSSO2G1, MATS
MI	J H Campbell	1710	3	########	14	1	757	491.5	Measured	0.062	Calculated	830	Measured	0.105	Calculated	324.4	Measured	0.041	Measured	7913.4	Measured	Coal	Dry bottom wall-fired	Dry Lime FGD	Low NOx Burner Technology w/ Overfire Air	Selective Catalytic Red	Baghouse	Halogenated PAC Sorbent Injection	ARP, CSNOX, CSOSG2E, CSSO2G1, MATS
MI	J H Campbell	1710	3	########	15	1	757	553.6	Measured	0.07	Calculated	828.6	Measured	0.105	Calculated	355.5	Measured	0.045	Measured	7900.4	Measured	Coal	Dry bottom wall-fired	Dry Lime FGD	Low NOx Burner Technology w/ Overfire Air	Selective Catalytic Red	Baghouse	Halogenated PAC Sorbent Injection	ARP, CSNOX, CSOSG2E, CSSO2G1, MATS
MI	J H Campbell	1710	3	########	16	1	757	350	Measured	0.044	Calculated	831.4	Measured	0.105	Calculated	356.7	Measured	0.045	Measured	7927.1	Measured	Coal	Dry bottom wall-fired	Dry Lime FGD	Low NOx Burner Technology w/ Overfire Air	Selective Catalytic Red	Baghouse	Halogenated PAC Sorbent Injection	ARP, CSNOX, CSOSG2E, CSSO2G1, MATS
MI	J H Campbell	1710	3	########	17	1	757	399.2	Measured	0.05	Calculated	832.2	Measured	0.105	Calculated	349.1	Measured	0.044	Measured	7934.7	Measured	Coal	Dry bottom wall-fired	Dry Lime FGD	Low NOx Burner Technology w/ Overfire Air	Selective Catalytic Red	Baghouse	Halogenated PAC Sorbent Injection	ARP, CSNOX, CSOSG2E, CSSO2G1, MATS
MI	J H Campbell	1710	3	########	18	1	758	314.5	Measured	0.04	Calculated	827.5	Measured	0.105	Calculated	370.8	Measured	0.047	Measured	7889.9	Measured	Coal	Dry bottom wall-fired	Dry Lime FGD	Low NOx Burner Technology w/ Overfire Air	Selective Catalytic Red	Baghouse	Halogenated PAC Sorbent Injection	ARP, CSNOX, CSOSG2E, CSSO2G1, MATS
MI	J H Campbell	1710	3	########	19	1	758	270.1	Measured	0.034	Calculated	829	Measured	0.105	Calculated	355.7	Measured	0.045	Measured	7904.5	Measured	Coal	Dry bottom wall-fired	Dry Lime FGD	Low NOx Burner Technology w/ Overfire Air	Selective Catalytic Red	Baghouse	Halogenated PAC Sorbent Injection	ARP, CSNOX, CSOSG2E, CSSO2G1, MATS
MI	J H Campbell	1710	3	########	20	1	758	311.7	Measured	0.039	Calculated	830.8	Measured	0.105	Calculated	356.4	Measured	0.045	Measured	7921	Measured	Coal	Dry bottom wall-fired	Dry Lime FGD	Low NOx Burner Technology w/ Overfire Air	Selective Catalytic Red	Baghouse	Halogenated PAC Sorbent Injection	ARP, CSNOX, CSOSG2E, CSSO2G1, MATS
MI	J H Campbell	1710	3	########	21	1	758	365.3	Measured	0.046	Calculated	831.6	Measured	0.105	Calculated	372.7	Measured	0.047	Measured	7928.8	Measured	Coal	Dry bottom wall-fired	Dry Lime FGD	Low NOx Burner Technology w/ Overfire Air	Selective Catalytic Red	Baghouse	Halogenated PAC Sorbent Injection	ARP, CSNOX, CSOSG2E, CSSO2G1, MATS
MI	J H Campbell	1710	3	########	22	1	758	354	Measured	0.045	Calculated	829	Measured	0.105	Calculated	371.5	Measured	0.047	Measured	7904.6	Measured	Coal	Dry bottom wall-fired	Dry Lime FGD	Low NOx Burner Technology w/ Overfire Air	Selective Catalytic Red	Baghouse	Halogenated PAC Sorbent Injection	ARP, CSNOX, CSOSG2E, CSSO2G1, MATS
MI	J H Campbell	1710	3	########	23	1	757	376.2	Measured	0.048	Calculated	828.5	Measured	0.105	Calculated	371.3	Measured	0.047	Measured	7899.2	Measured	Coal	Dry bottom wall-fired	Dry Lime FGD	Low NOx Burner Technology w/ Overfire Air	Selective Catalytic Red	Baghouse	Halogenated PAC Sorbent Injection	ARP, CSNOX, CSOSG2E, CSSO2G1, MATS
MI	J H Campbell	1710	3	########	0	1	758	391.9	Measured	0.049	Calculated	831.3	Measured	0.105	Calculated	372.5	Measured	0.047	Measured	7925.9	Measured	Coal	Dry bottom wall-fired	Dry Lime FGD	Low NOx Burner Technology w/ Overfire Air	Selective Catalytic Red	Baghouse	Halogenated PAC Sorbent Injection	ARP, CSNOX, CSOSG2E, CSSO2G1, MATS
MI	J H Campbell	1710	3	########	1	1	758	357.5	Measured	0.045	Calculated	832.6	Measured	0.105	Calculated	381	Measured	0.048	Measured	7938.5	Measured	Coal	Dry bottom wall-fired	Dry Lime FGD	Low NOx Burner Technology w/ Overfire Air	Selective Catalytic Red	Baghouse	Halogenated PAC Sorbent Injection	ARP, CSNOX, CSOSG2E, CSSO2G1, MATS
MI	J H Campbell	1710	3	########	2	1	758	302.9	Measured	0.038	Calculated	836.4	Measured	0.105	Calculated	382.8	Measured	0.048	Measured	7974.4	Measured	Coal	Dry bottom wall-fired	Dry Lime FGD	Low NOx Burner Technology w/ Overfire Air	Selective Catalytic Red	Baghouse	Halogenated PAC Sorbent Injection	ARP, CSNOX, CSOSG2E, CSSO2G1, MATS
MI	J H Campbell	1710	3	########	3	1	757	389.1	Measured	0.049	Calculated	836.9	Measured	0.105	Calculated	375	Measured	0.047	Measured	7979.2	Measured	Coal	Dry bottom wall-fired	Dry Lime FGD	Low NOx Burner Technology w/ Overfire Air	Selective Catalytic Red	Baghouse	Halogenated PAC Sorbent Injection	ARP, CSNOX, CSOSG2E, CSSO2G1, MATS
MI	J H Campbell	1710	3	########	4	1	756	346	Measured	0.043	Calculated	836.6	Measured	0.105	Calculated	374.9	Measured	0.047	Measured	7976.5	Measured	Coal	Dry bottom wall-fired	Dry Lime FGD	Low NOx Burner Technology w/ Overfire Air	Selective Catalytic Red	Baghouse	Halogenated PAC Sorbent Injection	ARP, CSNOX, CSOSG2E, CSSO2G1, MATS
MI	J H Campbell	1710	3	########	5	1	757	351.6	Measured	0.044	Calculated	835.3	Measured	0.105	Calculated	366.4	Measured	0.046	Measured	7964.6	Measured	Coal	Dry bottom wall-fired	Dry Lime FGD	Low NOx Burner Technology w/ Overfire Air	Selective Catalytic Red	Baghouse	Halogenated PAC Sorbent Injection	ARP, CSNOX, CSOSG2E, CSSO2G1, MATS
MI	J H Campbell	1710	3	########	6	1	757	496.9	Measured	0.062	Calculated	835.6	Measured	0.105	Calculated	374.5	Measured	0.047	Measured	7967.1	Measured	Coal	Dry bottom wall-fired	Dry Lime FGD	Low NOx Burner Technology w/ Overfire Air	Selective Catalytic Red	Baghouse	Halogenated PAC Sorbent Injection	ARP, CSNOX, CSOSG2E, CSSO2G1, MATS
MI	J H Campbell	1710	3	########	7	1	758	716.5	Measured	0.09	Calculated	836.4	Measured	0.105	Calculated	366.8	Measured	0.046	Measured	7974.5	Measured	Coal	Dry bottom wall-fired	Dry Lime FGD	Low NOx Burner Technology w/ Overfire Air	Selective Catalytic Red	Baghouse	Halogenated PAC Sorbent Injection	ARP, CSNOX, CSOSG2E, CSSO2G1, MATS
MI	J H Campbell	1710	3	########	8	1	757	267.6	Measured	0.033	Calculated	841.6	Measured	0.105	Calculated	369.1	Measured	0.046	Measured	8024.5	Measured	Coal	Dry bottom wall-fired	Dry Lime FGD	Low NOx Burner Technology w/ Overfire Air	Selective Catalytic Red	Baghouse	Halogenated PAC Sorbent Injection	ARP, CSNOX, CSOSG2E, CSSO2G1, MATS
MI	J H Campbell	1710	3	########	9	1	757	308.1	Measured	0.038	Calculated	840.7	Measured	0.105	Calculated	360.7	Measured	0.045	Measured	8016.3	Measured	Coal	Dry bottom wall-fired	Dry Lime FGD	Low NOx Burner Technology w/ Overfire Air	Selective Catalytic Red	Baghouse	Halogenated PAC Sorbent Injection	ARP, CSNOX, CSOSG2E, CSSO2G1, MATS
MI	J H Campbell	1710	3	########	10	1	758	361.6	Measured	0.045	Calculated	841.9	Measured	0.105	Calculated	361.2	Measured	0.045	Measured	8027	Measured	Coal	Dry bottom wall-fired	Dry Lime FGD	Low NOx Burner Technology w/ Overfire Air	Selective Catalytic Red	Baghouse	Halogenated PAC Sorbent Injection	ARP, CSNOX, CSOSG2E, CSSO2G1, MATS
MI	J H Campbell	1710	3	########	11	1	757	325.1	Measured	0.04	Calculated	842.6	Measured	0.105	Calculated	369.6	Measured	0.046	Measured	8034.1	Measured	Coal	Dry bottom wall-fired	Dry Lime FGD	Low NOx Burner Technology w/ Overfire Air	Selective Catalytic Red	Baghouse	Halogenated PAC Sorbent Injection	ARP, CSNOX, CSOSG2E, CSSO2G1, MATS
MI	J H Campbell	1710	3	########	12	1	758	343.2	Measured	0.043	Calculated	841.7	Measured	0.105	Calculated	361.1	Measured	0.045	Measured	8025.2	Measured	Coal	Dry bottom wall-fired	Dry Lime FGD	Low NOx Burner Technology w/ Overfire Air	Selective Catalytic Red	Baghouse	Halogenated PAC Sorbent Injection	ARP, CSNOX, CSOSG2E, CSSO2G1, MATS
MI	J H Campbell	1710	3	########	13	1	758	380.4	Measured	0.047	Calculated	842.7	Measured	0.105	Calculated	385.7	Measured	0.048	Measured	8034.5	Measured	Coal	Dry bottom wall-fired	Dry Lime FGD	Low NOx Burner Technology w/ Overfire Air	Selective Catalytic Red	Baghouse	Halogenated PAC Sorbent Injection	ARP, CSNOX, CSOSG2E, CSSO2G1, MATS
MI	J H Campbell	1710	3	########	14	1	758	497	Measured	0.062	Calculated	842.8	Measured	0.105	Calculated	385.7	Measured	0.048	Measured	8035.7	Measured	Coal	Dry bottom wall-fired	Dry Lime FGD	Low NOx Burner Technology w/ Overfire Air	Selective Catalytic Red	Baghouse	Halogenated PAC Sorbent Injection	ARP, CSNOX, CSOSG2E, CSSO2G1, MATS
MI	J H Campbell	1710	3	########	15	1	757	447	Measured	0.056	Calculated	837.2	Measured	0.105	Calculated	375.2	Measured	0.047	Measured	7982.6	Measured	Coal	Dry bottom wall-fired	Dry Lime FGD	Low NOx Burner Technology w/ Overfire Air	Selective Catalytic Red	Baghouse	Halogenated PAC Sorbent Injection	ARP, CSNOX, CSOSG2E, CSSO2G1, MATS
MI	J H Campbell	1710	3	########	16	1	756	375.7	Measured	0.047	Calculated	841.4	Measured	0.105	Calculated	393.1	Measured	0.049	Measured	8022.3	Measured	Coal	Dry bottom wall-fired	Dry Lime FGD	Low NOx Burner Technology w/ Overfire Air	Selective Catalytic Red	Baghouse	Halogenated PAC Sorbent Injection	ARP, CSNOX, CSOSG2E, CSSO2G1, MATS
MI	J H Campbell	1710	3	########	17	1	757	401.4	Measured	0.05	Calculated	839.5	Measured	0.105	Calculated	392.2	Measured	0.049	Measured	8004.7	Measured	Coal	Dry bottom wall-fired	Dry Lime FGD	Low NOx Burner Technology w/ Overfire Air	Selective Catalytic Red	Baghouse	Halogenated PAC Sorbent Injection	ARP, CSNOX, CSOSG2E, CSSO2G1, MATS
MI	J H Campbell	1710	3	########	18	1	754	389.9	Measured	0.049	Calculated	834.2	Measured	0.105	Calculated	389.7	Measured	0.049	Measured	7953.6	Measured	Coal	Dry bottom wall-fired	Dry Lime FGD	Low NOx Burner Technology w/ Overfire Air	Selective Catalytic Red	Baghouse	Halogenated PAC Sorbent Injection	ARP, CSNOX, CSOSG2E, CSSO2G1, MATS
MI	J H Campbell	1710	3	########	19	1	754	367.5	Measured	0.046	Calculated	834.2	Measured	0.105	Calculated	397.7	Measured	0.05	Measured	7953.5	Measured	Coal	Dry bottom wall-fired	Dry Lime FGD	Low NOx Burner Technology w/ Overfire Air	Selective Catalytic Red	Baghouse	Halogenated PAC Sorbent Injection	ARP, CSNOX, CSOSG2E, CSSO2G1, MATS
MI	J H Campbell	1710	3	########	20	1	753	629.7	Measured	0.079	Calculated	831.7	Measured	0.105	Calculated	388.6	Measured	0.049	Measured	7929.8	Measured	Coal	Dry bottom wall-fired	Dry Lime FGD	Low NOx Burner Technology w/ Overfire Air	Selective Catalytic Red	Baghouse	Halogenated PAC Sorbent Injection	ARP, CSNOX, CSOSG2E, CSSO2G1, MATS
MI	J H Campbell	1710	3	########	21	1	754	506.3	Measured	0.063	Calculated	837.9	Measured	0.105	Calculated	383.5	Measured	0.048	Measured	7989	Measured	Coal	Dry bottom wall-fired	Dry Lime FGD	Low NOx Burner Technology w/ Overfire Air	Selective Catalytic Red	Baghouse	Halogenated PAC Sorbent Injection	ARP, CSNOX, CSOSG2E, CSSO2G1, MATS
MI	J H Campbell	1710	3	########	22	1	754	989	Measured	0.126	Calculated	823.5	Measured	0.105	Calculated	376.9	Measured	0.048	Measured	7851.5	Measured	Coal	Dry bottom wall-fired	Dry Lime FGD	Low NOx Burner Technology w/ Overfire Air	Selective Catalytic Red	Baghouse	Halogenated PAC Sorbent Injection	ARP, CSNOX, CSOSG2E, CSSO2G1, MATS
MI	J H Campbell	1710	3	########	23	1	754	570.1	Measured	0.072	Calculated	835.9	Measured	0.105	Calculated	406.5	Measured	0.051	Measured	7970.1	Measured	Coal	Dry bottom wall-fired	Dry Lime FGD	Low NOx Burner Technology w/ Overfire Air	Selective Catalytic Red	Baghouse	Halogenated PAC Sorbent Injection	ARP, CSNOX, CSOSG2E, CSSO2G1, MATS
MI	J H Campbell	1710	3	########	0	1	754	467.6	Measured	0.059	Calculated	830.7	Measured	0.105	Calculated	380.2	Measured	0.048	Measured	7920.6	Measured	Coal	Dry bottom wall-fired	Dry Lime FGD	Low NOx Burner Technology w/ Overfire Air	Selective Catalytic Red	Baghouse	Halogenated PAC Sorbent Injection	ARP, CSNOX, CSOSG2E, CSSO2G1, MATS
MI	J H Campbell	1710	3	########	1	1	754	425.9	Measured	0.054	Calculated	825.6	Measured	0.105	Calculated	377.9	Measured	0.048	Measured	7872	Measured	Coal	Dry bottom wall-fired	Dry Lime FGD	Low NOx Burner Technology w/ Overfire Air	Selective Catalytic Red	Baghouse	Halogenated PAC Sorbent Injection	ARP, CSNOX, CSOSG2E, CSSO2G1, MATS
MI	J H Campbell	1710	3	########	2	1	754	469.3	Measured	0.06	Calculated	823.2	Measured	0.105	Calculated	368.9	Measured	0.047	Measured	7848.6	Measured	Coal	Dry bottom wall-fired	Dry Lime FGD	Low NOx Burner Technology w/ Overfire Air	Selective Catalytic Red	Baghouse	Halogenated PAC Sorbent Injection	ARP, CSNOX, CSOSG2E, CSSO2G1, MATS
MI	J H Campbell	1710	3	########	3	1	753	473	Measured	0.06	Calculated	822.6	Measured

MI	J H Campbell	1710	3	########	2	1	754	409.7	Measured	0.052	Calculated	819.9	Measured	0.105	Calculated	390.9	Measured	0.05	Measured	7818	Measured	Coal	Dry bottom wall-fired	Dry Lime FGD	Low NOx Burner Technology w/ Overfire Air	Selective Catalytic Red	Baghouse	Halogenated PAC Sorbent Injection	ARP, CSNOX, CSOSG2E, CSSO2G1, MATS
MI	J H Campbell	1710	3	########	3	1	753	374.6	Measured	0.048	Calculated	819.9	Measured	0.105	Calculated	390.9	Measured	0.05	Measured	7817.8	Measured	Coal	Dry bottom wall-fired	Dry Lime FGD	Low NOx Burner Technology w/ Overfire Air	Selective Catalytic Red	Baghouse	Halogenated PAC Sorbent Injection	ARP, CSNOX, CSOSG2E, CSSO2G1, MATS
MI	J H Campbell	1710	3	########	4	1	754	375.5	Measured	0.048	Calculated	828.8	Measured	0.105	Calculated	395.1	Measured	0.05	Measured	7902.5	Measured	Coal	Dry bottom wall-fired	Dry Lime FGD	Low NOx Burner Technology w/ Overfire Air	Selective Catalytic Red	Baghouse	Halogenated PAC Sorbent Injection	ARP, CSNOX, CSOSG2E, CSSO2G1, MATS
MI	J H Campbell	1710	3	########	5	1	754	377.6	Measured	0.048	Calculated	829	Measured	0.105	Calculated	395.2	Measured	0.05	Measured	7904.4	Measured	Coal	Dry bottom wall-fired	Dry Lime FGD	Low NOx Burner Technology w/ Overfire Air	Selective Catalytic Red	Baghouse	Halogenated PAC Sorbent Injection	ARP, CSNOX, CSOSG2E, CSSO2G1, MATS
MI	J H Campbell	1710	3	########	6	1	754	387.5	Measured	0.049	Calculated	835.1	Measured	0.105	Calculated	390.2	Measured	0.049	Measured	7962.7	Measured	Coal	Dry bottom wall-fired	Dry Lime FGD	Low NOx Burner Technology w/ Overfire Air	Selective Catalytic Red	Baghouse	Halogenated PAC Sorbent Injection	ARP, CSNOX, CSOSG2E, CSSO2G1, MATS
MI	J H Campbell	1710	3	########	7	1	755	362.2	Measured	0.045	Calculated	840.8	Measured	0.105	Calculated	384.8	Measured	0.048	Measured	8017.2	Measured	Coal	Dry bottom wall-fired	Dry Lime FGD	Low NOx Burner Technology w/ Overfire Air	Selective Catalytic Red	Baghouse	Halogenated PAC Sorbent Injection	ARP, CSNOX, CSOSG2E, CSSO2G1, MATS
MI	J H Campbell	1710	3	########	8	1	753	405.2	Measured	0.05	Calculated	847.6	Measured	0.105	Calculated	387.9	Measured	0.048	Measured	8081.5	Measured	Coal	Dry bottom wall-fired	Dry Lime FGD	Low NOx Burner Technology w/ Overfire Air	Selective Catalytic Red	Baghouse	Halogenated PAC Sorbent Injection	ARP, CSNOX, CSOSG2E, CSSO2G1, MATS
MI	J H Campbell	1710	3	########	9	1	754	336.7	Measured	0.042	Calculated	839	Measured	0.105	Calculated	400	Measured	0.05	Measured	7999.3	Measured	Coal	Dry bottom wall-fired	Dry Lime FGD	Low NOx Burner Technology w/ Overfire Air	Selective Catalytic Red	Baghouse	Halogenated PAC Sorbent Injection	ARP, CSNOX, CSOSG2E, CSSO2G1, MATS
MI	J H Campbell	1710	3	########	10	1	756	335.5	Measured	0.042	Calculated	841.1	Measured	0.105	Calculated	368.9	Measured	0.046	Measured	8019.4	Measured	Coal	Dry bottom wall-fired	Dry Lime FGD	Low NOx Burner Technology w/ Overfire Air	Selective Catalytic Red	Baghouse	Halogenated PAC Sorbent Injection	ARP, CSNOX, CSOSG2E, CSSO2G1, MATS
MI	J H Campbell	1710	3	########	11	1	757	362.3	Measured	0.045	Calculated	841.1	Measured	0.105	Calculated	393	Measured	0.049	Measured	8019.8	Measured	Coal	Dry bottom wall-fired	Dry Lime FGD	Low NOx Burner Technology w/ Overfire Air	Selective Catalytic Red	Baghouse	Halogenated PAC Sorbent Injection	ARP, CSNOX, CSOSG2E, CSSO2G1, MATS
MI	J H Campbell	1710	3	########	12	1	757	374.9	Measured	0.047	Calculated	841.7	Measured	0.105	Calculated	385.2	Measured	0.048	Measured	8025.2	Measured	Coal	Dry bottom wall-fired	Dry Lime FGD	Low NOx Burner Technology w/ Overfire Air	Selective Catalytic Red	Baghouse	Halogenated PAC Sorbent Injection	ARP, CSNOX, CSOSG2E, CSSO2G1, MATS
MI	J H Campbell	1710	3	########	13	1	757	672.7	Measured	0.083	Calculated	845.1	Measured	0.105	Calculated	386.8	Measured	0.048	Measured	8058.1	Measured	Coal	Dry bottom wall-fired	Dry Lime FGD	Low NOx Burner Technology w/ Overfire Air	Selective Catalytic Red	Baghouse	Halogenated PAC Sorbent Injection	ARP, CSNOX, CSOSG2E, CSSO2G1, MATS
MI	J H Campbell	1710	3	########	14	1	757	596.1	Measured	0.075	Calculated	838.3	Measured	0.105	Calculated	383.7	Measured	0.048	Measured	7992.8	Measured	Coal	Dry bottom wall-fired	Dry Lime FGD	Low NOx Burner Technology w/ Overfire Air	Selective Catalytic Red	Baghouse	Halogenated PAC Sorbent Injection	ARP, CSNOX, CSOSG2E, CSSO2G1, MATS
MI	J H Campbell	1710	3	########	15	1	757	279.9	Measured	0.035	Calculated	848.1	Measured	0.105	Calculated	404.3	Measured	0.05	Measured	8086.3	Measured	Coal	Dry bottom wall-fired	Dry Lime FGD	Low NOx Burner Technology w/ Overfire Air	Selective Catalytic Red	Baghouse	Halogenated PAC Sorbent Injection	ARP, CSNOX, CSOSG2E, CSSO2G1, MATS
MI	J H Campbell	1710	3	########	16	1	757	356.5	Measured	0.044	Calculated	849.2	Measured	0.105	Calculated	388.6	Measured	0.048	Measured	8096.8	Measured	Coal	Dry bottom wall-fired	Dry Lime FGD	Low NOx Burner Technology w/ Overfire Air	Selective Catalytic Red	Baghouse	Halogenated PAC Sorbent Injection	ARP, CSNOX, CSOSG2E, CSSO2G1, MATS
MI	J H Campbell	1710	3	########	17	1	757	377	Measured	0.047	Calculated	841.8	Measured	0.105	Calculated	369.2	Measured	0.046	Measured	8026	Measured	Coal	Dry bottom wall-fired	Dry Lime FGD	Low NOx Burner Technology w/ Overfire Air	Selective Catalytic Red	Baghouse	Halogenated PAC Sorbent Injection	ARP, CSNOX, CSOSG2E, CSSO2G1, MATS
MI	J H Campbell	1710	3	########	18	1	757	373.4	Measured	0.046	Calculated	843.1	Measured	0.105	Calculated	377.8	Measured	0.047	Measured	8038.3	Measured	Coal	Dry bottom wall-fired	Dry Lime FGD	Low NOx Burner Technology w/ Overfire Air	Selective Catalytic Red	Baghouse	Halogenated PAC Sorbent Injection	ARP, CSNOX, CSOSG2E, CSSO2G1, MATS
MI	J H Campbell	1710	3	########	19	1	757	384.2	Measured	0.048	Calculated	844.1	Measured	0.105	Calculated	394.4	Measured	0.049	Measured	8048.2	Measured	Coal	Dry bottom wall-fired	Dry Lime FGD	Low NOx Burner Technology w/ Overfire Air	Selective Catalytic Red	Baghouse	Halogenated PAC Sorbent Injection	ARP, CSNOX, CSOSG2E, CSSO2G1, MATS
MI	J H Campbell	1710	3	########	20	1	757	409.6	Measured	0.05	Calculated	852.5	Measured	0.105	Calculated	382	Measured	0.047	Measured	8128.3	Measured	Coal	Dry bottom wall-fired	Dry Lime FGD	Low NOx Burner Technology w/ Overfire Air	Selective Catalytic Red	Baghouse	Halogenated PAC Sorbent Injection	ARP, CSNOX, CSOSG2E, CSSO2G1, MATS
MI	J H Campbell	1710	3	########	21	1	757	413.4	Measured	0.051	Calculated	851.7	Measured	0.105	Calculated	406.1	Measured	0.05	Measured	8121.1	Measured	Coal	Dry bottom wall-fired	Dry Lime FGD	Low NOx Burner Technology w/ Overfire Air	Selective Catalytic Red	Baghouse	Halogenated PAC Sorbent Injection	ARP, CSNOX, CSOSG2E, CSSO2G1, MATS
MI	J H Campbell	1710	3	########	22	1	757	392.9	Measured	0.048	Calculated	852.1	Measured	0.105	Calculated	381.8	Measured	0.047	Measured	8124.1	Measured	Coal	Dry bottom wall-fired	Dry Lime FGD	Low NOx Burner Technology w/ Overfire Air	Selective Catalytic Red	Baghouse	Halogenated PAC Sorbent Injection	ARP, CSNOX, CSOSG2E, CSSO2G1, MATS
MI	J H Campbell	1710	3	########	23	1	757	363.9	Measured	0.045	Calculated	851.9	Measured	0.105	Calculated	430.5	Measured	0.053	Measured	8122.5	Measured	Coal	Dry bottom wall-fired	Dry Lime FGD	Low NOx Burner Technology w/ Overfire Air	Selective Catalytic Red	Baghouse	Halogenated PAC Sorbent Injection	ARP, CSNOX, CSOSG2E, CSSO2G1, MATS
MI	J H Campbell	1710	3	########	0	1	758	365.2	Measured	0.045	Calculated	850.1	Measured	0.105	Calculated	397.2	Measured	0.049	Measured	8105.7	Measured	Coal	Dry bottom wall-fired	Dry Lime FGD	Low NOx Burner Technology w/ Overfire Air	Selective Catalytic Red	Baghouse	Halogenated PAC Sorbent Injection	ARP, CSNOX, CSOSG2E, CSSO2G1, MATS
MI	J H Campbell	1710	3	########	1	1	758	396.4	Measured	0.049	Calculated	843.6	Measured	0.105	Calculated	410.2	Measured	0.051	Measured	8043.6	Measured	Coal	Dry bottom wall-fired	Dry Lime FGD	Low NOx Burner Technology w/ Overfire Air	Selective Catalytic Red	Baghouse	Halogenated PAC Sorbent Injection	ARP, CSNOX, CSOSG2E, CSSO2G1, MATS
MI	J H Campbell	1710	3	########	2	1	758	419.4	Measured	0.052	Calculated	844.3	Measured	0.105	Calculated	402.5	Measured	0.05	Measured	8049.7	Measured	Coal	Dry bottom wall-fired	Dry Lime FGD	Low NOx Burner Technology w/ Overfire Air	Selective Catalytic Red	Baghouse	Halogenated PAC Sorbent Injection	ARP, CSNOX, CSOSG2E, CSSO2G1, MATS
MI	J H Campbell	1710	3	########	3	1	758	387.6	Measured	0.048	Calculated	842.3	Measured	0.105	Calculated	393.5	Measured	0.049	Measured	8031.5	Measured	Coal	Dry bottom wall-fired	Dry Lime FGD	Low NOx Burner Technology w/ Overfire Air	Selective Catalytic Red	Baghouse	Halogenated PAC Sorbent Injection	ARP, CSNOX, CSOSG2E, CSSO2G1, MATS
MI	J H Campbell	1710	3	########	4	1	758	805.7	Measured	0.1	Calculated	842.6	Measured	0.105	Calculated	401.7	Measured	0.05	Measured	8033.9	Measured	Coal	Dry bottom wall-fired	Dry Lime FGD	Low NOx Burner Technology w/ Overfire Air	Selective Catalytic Red	Baghouse	Halogenated PAC Sorbent Injection	ARP, CSNOX, CSOSG2E, CSSO2G1, MATS
MI	J H Campbell	1710	3	########	5	1	758	622.9	Measured	0.078	Calculated	840	Measured	0.105	Calculated	384.5	Measured	0.048	Measured	8009.6	Measured	Coal	Dry bottom wall-fired	Dry Lime FGD	Low NOx Burner Technology w/ Overfire Air	Selective Catalytic Red	Baghouse	Halogenated PAC Sorbent Injection	ARP, CSNOX, CSOSG2E, CSSO2G1, MATS
MI	J H Campbell	1710	3	########	6	1	758	555.1	Measured	0.068	Calculated	851.1	Measured	0.105	Calculated	340.8	Measured	0.042	Measured	8114.6	Measured	Coal	Dry bottom wall-fired	Dry Lime FGD	Low NOx Burner Technology w/ Overfire Air	Selective Catalytic Red	Baghouse	Halogenated PAC Sorbent Injection	ARP, CSNOX, CSOSG2E, CSSO2G1, MATS
MI	J H Campbell	1710	3	########	7	1	758	302.3	Measured	0.037	Calculated	861.5	Measured	0.105	Calculated	394.3	Measured	0.048	Measured	8214.2	Measured	Coal	Dry bottom wall-fired	Dry Lime FGD	Low NOx Burner Technology w/ Overfire Air	Selective Catalytic Red	Baghouse	Halogenated PAC Sorbent Injection	ARP, CSNOX, CSOSG2E, CSSO2G1, MATS
MI	J H Campbell	1710	3	########	8	1	758	255.1	Measured	0.031	Calculated	862	Measured	0.105	Calculated	369.8	Measured	0.045	Measured	8218.6	Measured	Coal	Dry bottom wall-fired	Dry Lime FGD	Low NOx Burner Technology w/ Overfire Air	Selective Catalytic Red	Baghouse	Halogenated PAC Sorbent Injection	ARP, CSNOX, CSOSG2E, CSSO2G1, MATS
MI	J H Campbell	1710	3	########	9	1	758	294.5	Measured	0.036	Calculated	862.8	Measured	0.105	Calculated	394.9	Measured	0.048	Measured	8226.2	Measured	Coal	Dry bottom wall-fired	Dry Lime FGD	Low NOx Burner Technology w/ Overfire Air	Selective Catalytic Red	Baghouse	Halogenated PAC Sorbent Injection	ARP, CSNOX, CSOSG2E, CSSO2G1, MATS
MI	J H Campbell	1710	3	########	10	1	758	305.3	Measured	0.037	Calculated	857.1	Measured	0.105	Calculated	392.3	Measured	0.048	Measured	8172	Measured	Coal	Dry bottom wall-fired	Dry Lime FGD	Low NOx Burner Technology w/ Overfire Air	Selective Catalytic Red	Baghouse	Halogenated PAC Sorbent Injection	ARP, CSNOX, CSOSG2E, CSSO2G1, MATS
MI	J H Campbell	1710	3	########	11	1	757	277.9	Measured	0.034	Calculated	855.3	Measured	0.105	Calculated	375.1	Measured	0.046	Measured	8155.3	Measured	Coal	Dry bottom wall-fired	Dry Lime FGD	Low NOx Burner Technology w/ Overfire Air	Selective Catalytic Red	Baghouse	Halogenated PAC Sorbent Injection	ARP, CSNOX, CSOSG2E, CSSO2G1, MATS
MI	J H Campbell	1710	3	########	12	1	758	309.9	Measured	0.038	Calculated	851.2	Measured	0.105	Calculated	405.8	Measured	0.05	Measured	8116	Measured	Coal	Dry bottom wall-fired	Dry Lime FGD	Low NOx Burner Technology w/ Overfire Air	Selective Catalytic Red	Baghouse	Halogenated PAC Sorbent Injection	ARP, CSNOX, CSOSG2E, CSSO2G1, MATS
MI	J H Campbell	1710	3	########	13	1	759	299.3	Measured	0.037	Calculated	850.6	Measured	0.105	Calculated	381.2	Measured	0.047	Measured	8110.6	Measured	Coal	Dry bottom wall-fired	Dry Lime FGD	Low NOx Burner Technology w/ Overfire Air	Selective Catalytic Red	Baghouse	Halogenated PAC Sorbent Injection	ARP, CSNOX, CSOSG2E, CSSO2G1, MATS
MI	J H Campbell	1710	3	########	14	1	759	340.5	Measured	0.042	Calculated	850.3	Measured	0.105	Calculated	413.5	Measured	0.051	Measured	8106.9	Measured	Coal	Dry bottom wall-fired	Dry Lime FGD	Low NOx Burner Technology w/ Overfire Air	Selective Catalytic Red	Baghouse	Halogenated PAC Sorbent Injection	ARP, CSNOX, CSOSG2E, CSSO2G1, MATS
MI	J H Campbell	1710	3	########	15	1	757	476.2	Measured	0.059	Calculated	842.3	Measured	0.105	Calculated	369.4	Measured	0.046	Measured	8031.5	Measured	Coal	Dry bottom wall-fired	Dry Lime FGD	Low NOx Burner Technology w/ Overfire Air	Selective Catalytic Red	Baghouse	Halogenated PAC Sorbent Injection	ARP, CSNOX, CSOSG2E, CSSO2G1, MATS
MI	J H Campbell	1710	3	########	16	1	758	475	Measured	0.059	Calculated	847.6	Measured	0.105	Calculated	404.1	Measured	0.05	Measured	8081.7	Measured	Coal	Dry bottom wall-fired	Dry Lime FGD	Low NOx Burner Technology w/ Overfire Air	Selective Catalytic Red	Baghouse	Halogenated PAC Sorbent Injection	ARP, CSNOX, CSOSG2E, CSSO2G1, MATS
MI	J H Campbell	1710	3	########	17	1	759	407.9	Measured	0.05	Calculated	853.1	Measured	0.105	Calculated	382.3	Measured	0.047	Measured	8134	Measured	Coal	Dry bottom wall-fired	Dry Lime FGD	Low NOx Burner Technology w/ Overfire Air	Selective Catalytic Red	Baghouse	Halogenated PAC Sorbent Injection	ARP, CSNOX, CSOSG2E, CSSO2G1, MATS
MI	J H Campbell	1710	3	########	18	1	759	300.5	Measured	0.037	Calculated	854	Measured	0.105	Calculated	407.2	Measured	0.05	Measured	8143	Measured	Coal	Dry bottom wall-fired	Dry Lime FGD	Low NOx Burner Technology w/ Overfire Air	Selective Catalytic Red	Baghouse	Halogenated PAC Sorbent Injection	ARP, CSNOX, CSOSG2E, CSSO2G1, MATS
MI	J H Campbell	1710	3	########	19	1	759	447.4	Measured	0.056	Calculated	842.5	Measured	0.105	Calculated	401.6	Measured	0.05	Measured	8032.6	Measured	Coal	Dry bottom wall-fired	Dry Lime FGD	Low NOx Burner Technology w/ Overfire Air	Selective Catalytic Red	Baghouse	Halogenated PAC Sorbent Injection	ARP, CSNOX, CSOSG2E, CSSO2G1, MATS
MI	J H Campbell	1710	3	########	20	1	757	794.8	Measured	0.099	Calculated	843.5	Measured	0.105	Calculated	394.1	Measured	0.049	Measured	8042.9	Measured	Coal	Dry bottom wall-fired	Dry Lime FGD	Low NOx Burner Technology w/ Overfire Air	Selective Catalytic Red	Baghouse	Halogenated PAC Sorbent Injection	ARP, CSNOX, CSOSG2E, CSSO2G1, MATS
MI	J H Campbell	1710	3	########	21	1	759	704.4	Measured	0.087	Calculated	851.2	Measured	0.105	Calculated	397.7	Measured	0.049	Measured	8115.9	Measured	Coal	Dry bottom wall-fired	Dry Lime FGD	Low NOx Burner Technology w/ Overfire Air	Selective Catalytic Red	Baghouse	Halogenated PAC Sorbent Injection	ARP, CSNOX, CSOSG2E, CSSO2G1, MATS
MI	J H Campbell	1710	3	########	22	1	758	422.7	Measured	0.052	Calculated	853.9	Measured	0.105	Calculated	382.6	Measured	0.047	Measured	8141.3	Measured	Coal	Dry bottom wall-fired	Dry Lime FGD	Low NOx Burner Technology w/ Overfire Air	Selective Catalytic Red	Baghouse	Halogenated PAC Sorbent Injection	ARP, CSNOX, CSOSG2E, CSSO2G1, MATS
MI	J H Campbell	1710	3	########	23	1	758	278.6	Measured	0.034	Calculated	849.6	Measured	0.105	Calculated	380.8	Measured	0.047	Measured	8101.1	Measured	Coal	Dry bottom wall-fired	Dry Lime FGD	Low NOx Burner Technology w/ Overfire Air	Selective Catalytic Red	Baghouse	Halogenated PAC Sorbent Injection	ARP, CSNOX, CSOSG2E, CSSO2G1, MATS
MI	J H Campbell	1710	3	########	0	1	759	330.4	Measured	0.041	Calculated	849	Measured	0.105	Calculated	380.5	Measured	0.047	Measured	8095.2	Measured	Coal	Dry bottom wall-fired	Dry Lime FGD	Low NOx Burner Technology w/ Overfire Air	Selective Catalytic Red	Baghouse	Halogenated PAC Sorbent Injection	ARP, CSNOX, CSOSG2E, CSSO2G1, MATS
MI	J H Campbell	1710	3	########	1	1	759	363.8	Measured	0.045	Calculated	849.4	Measured	0.105	Calculated	364.4	Measured	0.045	Measured	8098.3	Measured	Coal	Dry bottom wall-fired	Dry Lime FGD	Low NOx Burner Technology w/ Overfire Air	Selective Catalytic Red	Baghouse	Halogenated PAC Sorbent Injection	ARP, CSNOX, CSOSG2E, CSSO2G1, MATS
MI	J H Campbell	1710	3	########	2	1	760	400.8	Measured	0.05	Calculated	848.5	Measured	0.105	Calculated	396.4	Measured	0.049	Measured	8090.4	Measured	Coal	Dry bottom wall-fired	Dry Lime FGD	Low NOx Burner Technology w/ Overfire Air	Selective Catalytic Red	Baghouse	Halogenated PAC Sorbent Injection	ARP, CSNOX, CSOSG2E, CSSO2G1, MATS
MI	J H Campbell	1710	3	########	3	1	759	415.3	Measured	0.051	Calculated	848.4	Measured	0.105	Calculated	388.3	Measured	0.048	Measured	8089.2	Measured	Coal	Dry bottom wall-fired	Dry Lime FGD	Low NOx Burner Technology w/ Overfire Air	Selective Catalytic Red	Baghouse	Halogenated PAC Sorbent Injection	ARP, CSNOX, CSOSG2E, CSSO2G1, MATS
MI	J H Campbell	1710	3	########	4	1	758	460.5	Measured	0.057	Calculated	840.5	Measured	0.105	Calculated	376.7	Measured	0.047	Measured	8013.9	Measured	Coal	Dry bottom wall-fired	Dry Lime FGD	Low NOx Burner Technology w/ Overfire Air	Selective Catalytic Red	Baghouse	Halogenated PAC Sorbent Injection	ARP, CSNOX, CSOSG2E, CSSO2G1, MATS
MI	J H Campbell	1710	3	########	5	1	758	399.7	Measured	0.05	Calculated	839.1	Measured	0.105	Calculated	376	Measured	0.047	Measured	8000.3	Measured	Coal	Dry bottom wall-fired	Dry Lime FGD	Low NOx Burner Technology w/ Overfire Air	Selective Catalytic Red	Baghouse	Halogenated PAC Sorbent Injection	ARP, CSNOX, CSOSG2E, CSSO2G1, MATS
MI	J H Campbell	1710	3	########	6	1	759	384.5	Measured	0.048	Calculated	837.5	Measured	0.105	Calculated	383.3	Measured	0.048	Measured	7985.3	Measured	Coal	Dry bottom wall-fired	Dry Lime FGD	Low NOx Burner Technology w/ Overfire Air	Selective Catalytic Red	Baghouse	Halogenated PAC Sorbent Injection	ARP, CSNOX, CSOSG2E, CSSO2G1, MATS
MI	J H Campbell	1710	3	########	7	1	758	385.4	Measured	0.048	Calculated	842.1	Measured	0.105	Calculated	377.4	Measured	0.047	Measured	8029.6	Measured	Coal	Dry bottom wall-fired	Dry Lime FGD	Low NOx Burner Technology w/ Overfire Air	Selective Catalytic Red	Baghouse	Halogenated PAC Sorbent Injection	ARP, CSNOX, CSOSG2E, CSSO2G1, MATS
MI	J H Campbell	1710	3	########	8	1	759	346.2	Measured	0.043	Calculated	847.1	Measured	0.105	Calculated	379.6	Measured	0.047	Measured	8076.7	Measured	Coal	Dry bottom wall-fired	Dry Lime FGD	Low NOx Burner Technology w/ Overfire Air	Selective Catalytic Red	Baghouse	Halogenated PAC Sorbent Injection	ARP, CSNOX, CSOSG2E, CSSO2G1, MATS
MI	J H Campbell	1710	3	########	9	1	759	459.1	Measured	0.057	Calculated	845	Measured	0.105	Calculated	370.6	Measured	0.046	Measured	8057	Measured	Coal	Dry bottom wall-fired	Dry Lime FGD	Low NOx Burner Technology w/ Overfire Air	Selective Catalytic Red	Baghouse	Halogenated PAC Sorbent Injection	ARP, CSNOX, CSOSG2E, CSSO2G1, MATS
MI	J H Campbell	1710	3	########	10	1	759	495.7	Measured	0.061	Calculated	847.5	Measured	0.105	Calculated	387.9	Measured	0.048	Measured	8081.1	Measured	Coal	Dry bottom wall-fired	Dry Lime FGD	Low NOx Burner Technology w/ Overfire Air	Selective Catalytic Red	Baghouse	Halogenated PAC Sorbent Injection	ARP, CSNOX, CSOSG2E, CSSO2G1, MATS
MI	J H Campbell	1710	3	########	11	1	757	527.9	Measured	0.065	Calculated	849.3	Measured	0.105	Calculated	380.6	Measured	0.047	Measured	8097.6	Measured	Coal	Dry bottom wall-fired	Dry Lime FGD	Low NOx Burner Technology w/ Overfire Air	Selective Catalytic Red	Baghouse	Halogenated PAC Sorbent Injection	ARP, CSNOX, CSOSG2E, CSSO2G1, MATS
MI	J H Campbell	1710	3	########	12	1	759	422.9	Measured	0.053	Calculated	840	Measured	0.105	Calculated	376.4	Measured	0.047	Measured	8009.1	Measured	Coal	Dry bottom wall-fired	Dry Lime FGD	Low NOx Burner Technology w/ Overfire Air	Selective Catalytic Red	Baghouse	Halogenated PAC Sorbent Injection	ARP, CSNOX, CSOSG2E, CSSO2G1, MATS
MI	J H Campbell	1710	3	########	13	1	759	371.7	Measured	0.047	Calculated	836.8	Measured	0.105	Calculated	375	Measured	0.047	Measured	7978.2	Measured	Coal	Dry bottom wall-fired	Dry Lime FGD	Low NOx Burner Technology w/ Overfire Air	Selective Catalytic Red	Baghouse	Halogenated PAC Sorbent Injection	ARP, CSNOX, CSOSG2E, CSSO2G1, MATS
MI	J H Campbell	1710	3	########	14	1	759	377.3	Measured	0.048	Calculated	830.8	Measured	0.105	Calculated	356.5	Measured	0.045	Measured	7921.5	Measured	Coal	Dry bottom wall-fired	Dry Lime FGD	Low NOx Burner Technology w/ Overfire Air	Selective Catalytic Red	Baghouse	Halogenated PAC Sorbent Injection	ARP, CSNOX, CSOSG2E, CSSO2G1, MATS
MI	J H Campbell	1710	3	########	15	1	759	824.8	Measured	0.104	Calculated	830.1	Measured	0.105	Calculated	364.1	Measured	0.046	Measured	7915.2	Measured	Coal	Dry bottom wall-fired	Dry Lime FGD	Low NOx Burner Technology w/ Overfire Air	Selective Catalytic Red	Baghouse	Halogenated PAC Sorbent Injection	ARP, CSNOX, CSOSG2E, CSSO2G1, MATS
MI	J H Campbell	1710	3	########	16	1	758	1042.8	Measured	0.133	Calculated	823.2	Measured	0.105	Calculated	376.7	Measured	0.048	Measured	7848.6	Measured	Coal	Dry bottom wall-fired	Dry Lime FGD	Low NOx Burner Technology w/ Overfire Air	Selective Catalytic Red	Baghouse	Halogenated PAC Sorbent Injection	ARP, CSNOX, CSOSG2E, CSSO2G1, MATS
MI	J H Campbell	1710	3	########	17	1	758	526.8	Measured	0.068	Calculated	818.5	Measured	0.105	Calculated	374.6	Measured	0.048	Measured	7803.9	Measured	Coal	Dry bottom wall-fired	Dry Lime FGD	Low NOx Burner Technology w/ Overfire Air	Selective Catalytic Red	Baghouse	Halogenated PAC Sorbent Injection	ARP, CSNOX, CSOSG2E, CSSO2G1, MATS
MI	J H Campbell	1710	3	########	18	1	759	572	Measured	0.073	Calculated	823	Measured	0.105	Calculated	361	Measured	0.046	Measured	7847.4	Measured	Coal	Dry bottom wall-fired	Dry Lime FGD	Low NOx Burner Technology w/ Overfire Air	Selective Catalytic Red	Baghouse	Halogenated PAC Sorbent Injection	ARP, CSNOX, CSOSG2E, CSSO2G1, MATS
MI	J H Campbell	1710	3	########	19	1	760	480.8	Measured	0.061	Calculated	829	Measured	0.105	Calculated	371.5	Measured	0.047	Measured	7904.6	Measured	Coal	Dry bottom wall-fired	Dry Lime FGD	Low NOx Burner Technology w/ Overfire Air	Selective Catalytic Red	Baghouse	Halogenated PAC Sorbent Injection	ARP, CSNOX, CSOSG2E, CSSO2G1, MATS
MI	J H Campbell	1710	3	########	20	1	758	477.9	Measured	0.06	Calculated	838.1	Measured	0.105	Calculated	367.6	Measured	0.046	Measured	7991.2	Measured	Coal	Dry bottom wall-fired	Dry Lime FGD	Low NOx Burner Technology w/ Overfire Air	Selective Catalytic Red	Baghouse	Halogenated PAC Sorbent Injection	ARP, CSNOX, CSOSG2E, CSSO2G1, MATS
MI	J H Campbell	1710	3	########	21	1	760	511	Measured	0.064	Calculated	841.9	Measured	0.105	Calculated	377.3	Measured	0.047	Measured	8027.5	Measured	Coal	Dry bottom wall-fired	Dry Lime FGD	Low NOx Burner Technology w/ Overfire Air	Selective Catalytic Red	Baghouse	Halogenated PAC Sorbent Injection	ARP, CSNOX, CSOSG2E, CSSO2G1, MATS
MI	J H Campbell	1710	3	########	22	1	759	585.9	Measured	0.073	Calculated	840	Measured	0.105	Calculated	392.5	Measured	0.049	Measured	8009.2	Measured	Coal	Dry bottom wall-fired	Dry Lime FGD	Low NOx Burner Technology w/ Overfire Air	Selective Catalytic Red	Baghouse	Halogenated PAC Sorbent Injection	ARP, CSNOX, CSOSG2E, CSSO2G1, MATS
MI	J H Campbell	1710	3	########	23	1	758	781.7	Measured	0.099	Calculated	829.1	Measured	0.105	Calculated	379.4	Measured	0.048	Measured	7905.2	Measured	Coal	Dry bottom wall-fired	Dry Lime FGD	Low NOx Burner Technology w/ Overfire Air	Selective Catalytic Red	Baghouse	Halogenated PAC Sorbent Injection	ARP, CSNOX, CSOSG2E, CSSO2G1, MATS
MI	J H Campbell	1710	3	########	0	1	759	462.2	Measured	0.058	Calculated	836	Measured	0.105	Calculated	374.6	Measured	0.047	Measured	7970.7	Measured	Coal	Dry bottom wall-fired	Dry Lime FGD	Low NOx Burner Technology w/ Overfire Air	Selective Catalytic Red	Baghouse	Halogenated PAC Sorbent Injection	ARP, CSNOX, CSOSG2E, CSSO2G1, MATS
MI	J H Campbell	1710	3	########	1	1	760	409.1	Measured	0.051	Calculated	837.2	Measured	0.105	Calculated	383.2	Measured	0.048	Measured	7982.4	Measured	Coal	Dry bottom wall-fired	Dry Lime FGD	Low NOx Burner Technology w/ Overfire Air	Selective Catalytic Red	Baghouse	Halogenated PAC Sorbent Injection	ARP, CSNOX, CSOSG2E, CSSO2G1, MATS
MI	J H Campbell	1710	3	########	2	1	759	288.9	Measured	0.036

MI	J H Campbell	1710	3	########	1	1	760	418.2	Measured	0.054	Calculated	810.5	Measured	0.105	Calculated	432.7	Measured	0.056	Measured	7727.5	Measured	Coal	Dry bottom wall-fired	Dry Lime FGD	Low NOx Burner Technology w/ Overfire Air	Selective Catalytic Red	Baghouse	Halogenated PAC Sorbent Injection	ARP, CSNOX, CSOSG2E, CSSO2G1, MATS
MI	J H Campbell	1710	3	########	2	1	760	464.4	Measured	0.06	Calculated	811.5	Measured	0.105	Calculated	479.7	Measured	0.062	Measured	7737.4	Measured	Coal	Dry bottom wall-fired	Dry Lime FGD	Low NOx Burner Technology w/ Overfire Air	Selective Catalytic Red	Baghouse	Halogenated PAC Sorbent Injection	ARP, CSNOX, CSOSG2E, CSSO2G1, MATS
MI	J H Campbell	1710	3	########	3	1	760	485	Measured	0.063	Calculated	811.3	Measured	0.105	Calculated	487.3	Measured	0.063	Measured	7735.1	Measured	Coal	Dry bottom wall-fired	Dry Lime FGD	Low NOx Burner Technology w/ Overfire Air	Selective Catalytic Red	Baghouse	Halogenated PAC Sorbent Injection	ARP, CSNOX, CSOSG2E, CSSO2G1, MATS
MI	J H Campbell	1710	3	########	4	1	759	390.1	Measured	0.051	Calculated	805.2	Measured	0.105	Calculated	514.4	Measured	0.067	Measured	7677	Measured	Coal	Dry bottom wall-fired	Dry Lime FGD	Low NOx Burner Technology w/ Overfire Air	Selective Catalytic Red	Baghouse	Halogenated PAC Sorbent Injection	ARP, CSNOX, CSOSG2E, CSSO2G1, MATS
MI	J H Campbell	1710	3	########	5	1	760	406	Measured	0.053	Calculated	810.8	Measured	0.105	Calculated	502.5	Measured	0.065	Measured	7730.6	Measured	Coal	Dry bottom wall-fired	Dry Lime FGD	Low NOx Burner Technology w/ Overfire Air	Selective Catalytic Red	Baghouse	Halogenated PAC Sorbent Injection	ARP, CSNOX, CSOSG2E, CSSO2G1, MATS
MI	J H Campbell	1710	3	########	6	1	760	390.3	Measured	0.05	Calculated	819.8	Measured	0.105	Calculated	492.5	Measured	0.063	Measured	7816.8	Measured	Coal	Dry bottom wall-fired	Dry Lime FGD	Low NOx Burner Technology w/ Overfire Air	Selective Catalytic Red	Baghouse	Halogenated PAC Sorbent Injection	ARP, CSNOX, CSOSG2E, CSSO2G1, MATS
MI	J H Campbell	1710	3	########	7	1	760	346.6	Measured	0.044	Calculated	819.6	Measured	0.105	Calculated	507.9	Measured	0.065	Measured	7814.3	Measured	Coal	Dry bottom wall-fired	Dry Lime FGD	Low NOx Burner Technology w/ Overfire Air	Selective Catalytic Red	Baghouse	Halogenated PAC Sorbent Injection	ARP, CSNOX, CSOSG2E, CSSO2G1, MATS
MI	J H Campbell	1710	3	########	8	1	759	400.9	Measured	0.052	Calculated	816	Measured	0.105	Calculated	591.3	Measured	0.076	Measured	7780.6	Measured	Coal	Dry bottom wall-fired	Dry Lime FGD	Low NOx Burner Technology w/ Overfire Air	Selective Catalytic Red	Baghouse	Halogenated PAC Sorbent Injection	ARP, CSNOX, CSOSG2E, CSSO2G1, MATS
MI	J H Campbell	1710	3	########	9	1	759	275.7	Measured	0.035	Calculated	818.5	Measured	0.105	Calculated	741.4	Measured	0.095	Measured	7803.7	Measured	Coal	Dry bottom wall-fired	Dry Lime FGD	Low NOx Burner Technology w/ Overfire Air	Selective Catalytic Red	Baghouse	Halogenated PAC Sorbent Injection	ARP, CSNOX, CSOSG2E, CSSO2G1, MATS
MI	J H Campbell	1710	3	########	10	1	759	228.4	Measured	0.029	Calculated	812.7	Measured	0.105	Calculated	767.2	Measured	0.099	Measured	7749.3	Measured	Coal	Dry bottom wall-fired	Dry Lime FGD	Low NOx Burner Technology w/ Overfire Air	Selective Catalytic Red	Baghouse	Halogenated PAC Sorbent Injection	ARP, CSNOX, CSOSG2E, CSSO2G1, MATS
MI	J H Campbell	1710	3	########	11	1	759	278.5	Measured	0.036	Calculated	813.5	Measured	0.105	Calculated	527.4	Measured	0.068	Measured	7756.5	Measured	Coal	Dry bottom wall-fired	Dry Lime FGD	Low NOx Burner Technology w/ Overfire Air	Selective Catalytic Red	Baghouse	Halogenated PAC Sorbent Injection	ARP, CSNOX, CSOSG2E, CSSO2G1, MATS
MI	J H Campbell	1710	3	########	12	1	759	347.5	Measured	0.045	Calculated	814.4	Measured	0.105	Calculated	512.5	Measured	0.066	Measured	7765.3	Measured	Coal	Dry bottom wall-fired	Dry Lime FGD	Low NOx Burner Technology w/ Overfire Air	Selective Catalytic Red	Baghouse	Halogenated PAC Sorbent Injection	ARP, CSNOX, CSOSG2E, CSSO2G1, MATS
MI	J H Campbell	1710	3	########	13	1	759	368	Measured	0.047	Calculated	821	Measured	0.105	Calculated	477.5	Measured	0.061	Measured	7827.6	Measured	Coal	Dry bottom wall-fired	Dry Lime FGD	Low NOx Burner Technology w/ Overfire Air	Selective Catalytic Red	Baghouse	Halogenated PAC Sorbent Injection	ARP, CSNOX, CSOSG2E, CSSO2G1, MATS
MI	J H Campbell	1710	3	########	14	1	760	395.1	Measured	0.051	Calculated	814	Measured	0.105	Calculated	558.8	Measured	0.072	Measured	7761.1	Measured	Coal	Dry bottom wall-fired	Dry Lime FGD	Low NOx Burner Technology w/ Overfire Air	Selective Catalytic Red	Baghouse	Halogenated PAC Sorbent Injection	ARP, CSNOX, CSOSG2E, CSSO2G1, MATS
MI	J H Campbell	1710	3	########	15	1	758	515.9	Measured	0.067	Calculated	803.9	Measured	0.105	Calculated	536.6	Measured	0.07	Measured	7665.2	Measured	Coal	Dry bottom wall-fired	Dry Lime FGD	Low NOx Burner Technology w/ Overfire Air	Selective Catalytic Red	Baghouse	Halogenated PAC Sorbent Injection	ARP, CSNOX, CSOSG2E, CSSO2G1, MATS
MI	J H Campbell	1710	3	########	16	1	759	375.2	Measured	0.049	Calculated	797.1	Measured	0.105	Calculated	501.6	Measured	0.066	Measured	7600.5	Measured	Coal	Dry bottom wall-fired	Dry Lime FGD	Low NOx Burner Technology w/ Overfire Air	Selective Catalytic Red	Baghouse	Halogenated PAC Sorbent Injection	ARP, CSNOX, CSOSG2E, CSSO2G1, MATS
MI	J H Campbell	1710	3	########	17	1	759	372.1	Measured	0.049	Calculated	792.3	Measured	0.105	Calculated	521.3	Measured	0.069	Measured	7554.5	Measured	Coal	Dry bottom wall-fired	Dry Lime FGD	Low NOx Burner Technology w/ Overfire Air	Selective Catalytic Red	Baghouse	Halogenated PAC Sorbent Injection	ARP, CSNOX, CSOSG2E, CSSO2G1, MATS
MI	J H Campbell	1710	3	########	18	1	759	394.8	Measured	0.053	Calculated	784.8	Measured	0.105	Calculated	531.3	Measured	0.071	Measured	7483.2	Measured	Coal	Dry bottom wall-fired	Dry Lime FGD	Low NOx Burner Technology w/ Overfire Air	Selective Catalytic Red	Baghouse	Halogenated PAC Sorbent Injection	ARP, CSNOX, CSOSG2E, CSSO2G1, MATS
MI	J H Campbell	1710	3	########	19	1	759	433.1	Measured	0.058	Calculated	782.8	Measured	0.105	Calculated	485.1	Measured	0.065	Measured	7463.5	Measured	Coal	Dry bottom wall-fired	Dry Lime FGD	Low NOx Burner Technology w/ Overfire Air	Selective Catalytic Red	Baghouse	Halogenated PAC Sorbent Injection	ARP, CSNOX, CSOSG2E, CSSO2G1, MATS
MI	J H Campbell	1710	3	########	20	1	759	406.6	Measured	0.054	Calculated	783.6	Measured	0.105	Calculated	485.6	Measured	0.065	Measured	7471.3	Measured	Coal	Dry bottom wall-fired	Dry Lime FGD	Low NOx Burner Technology w/ Overfire Air	Selective Catalytic Red	Baghouse	Halogenated PAC Sorbent Injection	ARP, CSNOX, CSOSG2E, CSSO2G1, MATS
MI	J H Campbell	1710	3	########	21	1	760	367.5	Measured	0.049	Calculated	784.2	Measured	0.105	Calculated	486	Measured	0.065	Measured	7477.1	Measured	Coal	Dry bottom wall-fired	Dry Lime FGD	Low NOx Burner Technology w/ Overfire Air	Selective Catalytic Red	Baghouse	Halogenated PAC Sorbent Injection	ARP, CSNOX, CSOSG2E, CSSO2G1, MATS
MI	J H Campbell	1710	3	########	22	1	760	361.3	Measured	0.048	Calculated	784.3	Measured	0.105	Calculated	516	Measured	0.069	Measured	7478.2	Measured	Coal	Dry bottom wall-fired	Dry Lime FGD	Low NOx Burner Technology w/ Overfire Air	Selective Catalytic Red	Baghouse	Halogenated PAC Sorbent Injection	ARP, CSNOX, CSOSG2E, CSSO2G1, MATS
MI	J H Campbell	1710	3	########	23	1	759	367.3	Measured	0.049	Calculated	790.9	Measured	0.105	Calculated	505.2	Measured	0.067	Measured	7540.9	Measured	Coal	Dry bottom wall-fired	Dry Lime FGD	Low NOx Burner Technology w/ Overfire Air	Selective Catalytic Red	Baghouse	Halogenated PAC Sorbent Injection	ARP, CSNOX, CSOSG2E, CSSO2G1, MATS
MI	J H Campbell	1710	3	########	0	1	759	389.3	Measured	0.052	Calculated	782.2	Measured	0.105	Calculated	477.3	Measured	0.064	Measured	7457.8	Measured	Coal	Dry bottom wall-fired	Dry Lime FGD	Low NOx Burner Technology w/ Overfire Air	Selective Catalytic Red	Baghouse	Halogenated PAC Sorbent Injection	ARP, CSNOX, CSOSG2E, CSSO2G1, MATS
MI	J H Campbell	1710	3	########	1	1	760	398.2	Measured	0.053	Calculated	790.4	Measured	0.105	Calculated	489.9	Measured	0.065	Measured	7536.2	Measured	Coal	Dry bottom wall-fired	Dry Lime FGD	Low NOx Burner Technology w/ Overfire Air	Selective Catalytic Red	Baghouse	Halogenated PAC Sorbent Injection	ARP, CSNOX, CSOSG2E, CSSO2G1, MATS
MI	J H Campbell	1710	3	########	2	1	760	405.5	Measured	0.054	Calculated	792.7	Measured	0.105	Calculated	513.9	Measured	0.068	Measured	7558	Measured	Coal	Dry bottom wall-fired	Dry Lime FGD	Low NOx Burner Technology w/ Overfire Air	Selective Catalytic Red	Baghouse	Halogenated PAC Sorbent Injection	ARP, CSNOX, CSOSG2E, CSSO2G1, MATS
MI	J H Campbell	1710	3	########	3	1	759	378.8	Measured	0.05	Calculated	789	Measured	0.105	Calculated	519.1	Measured	0.069	Measured	7523.3	Measured	Coal	Dry bottom wall-fired	Dry Lime FGD	Low NOx Burner Technology w/ Overfire Air	Selective Catalytic Red	Baghouse	Halogenated PAC Sorbent Injection	ARP, CSNOX, CSOSG2E, CSSO2G1, MATS
MI	J H Campbell	1710	3	########	4	1	759	371.8	Measured	0.05	Calculated	787.4	Measured	0.105	Calculated	480.5	Measured	0.064	Measured	7507.3	Measured	Coal	Dry bottom wall-fired	Dry Lime FGD	Low NOx Burner Technology w/ Overfire Air	Selective Catalytic Red	Baghouse	Halogenated PAC Sorbent Injection	ARP, CSNOX, CSOSG2E, CSSO2G1, MATS
MI	J H Campbell	1710	3	########	5	1	758	394.8	Measured	0.053	Calculated	787.8	Measured	0.105	Calculated	465.7	Measured	0.062	Measured	7511.5	Measured	Coal	Dry bottom wall-fired	Dry Lime FGD	Low NOx Burner Technology w/ Overfire Air	Selective Catalytic Red	Baghouse	Halogenated PAC Sorbent Injection	ARP, CSNOX, CSOSG2E, CSSO2G1, MATS
MI	J H Campbell	1710	3	########	6	1	760	395.8	Measured	0.052	Calculated	797	Measured	0.105	Calculated	501.5	Measured	0.066	Measured	7598.7	Measured	Coal	Dry bottom wall-fired	Dry Lime FGD	Low NOx Burner Technology w/ Overfire Air	Selective Catalytic Red	Baghouse	Halogenated PAC Sorbent Injection	ARP, CSNOX, CSOSG2E, CSSO2G1, MATS
MI	J H Campbell	1710	3	########	7	1	760	488.5	Measured	0.064	Calculated	796.1	Measured	0.105	Calculated	485.8	Measured	0.064	Measured	7590.1	Measured	Coal	Dry bottom wall-fired	Dry Lime FGD	Low NOx Burner Technology w/ Overfire Air	Selective Catalytic Red	Baghouse	Halogenated PAC Sorbent Injection	ARP, CSNOX, CSOSG2E, CSSO2G1, MATS
MI	J H Campbell	1710	3	########	8	1	760	361	Measured	0.047	Calculated	797.9	Measured	0.105	Calculated	509.7	Measured	0.067	Measured	7608.1	Measured	Coal	Dry bottom wall-fired	Dry Lime FGD	Low NOx Burner Technology w/ Overfire Air	Selective Catalytic Red	Baghouse	Halogenated PAC Sorbent Injection	ARP, CSNOX, CSOSG2E, CSSO2G1, MATS
MI	J H Campbell	1710	3	########	9	1	759	396.5	Measured	0.052	Calculated	798.3	Measured	0.105	Calculated	487.1	Measured	0.064	Measured	7611.2	Measured	Coal	Dry bottom wall-fired	Dry Lime FGD	Low NOx Burner Technology w/ Overfire Air	Selective Catalytic Red	Baghouse	Halogenated PAC Sorbent Injection	ARP, CSNOX, CSOSG2E, CSSO2G1, MATS
MI	J H Campbell	1710	3	########	10	1	759	399.9	Measured	0.053	Calculated	796.9	Measured	0.105	Calculated	463.5	Measured	0.061	Measured	7598.4	Measured	Coal	Dry bottom wall-fired	Dry Lime FGD	Low NOx Burner Technology w/ Overfire Air	Selective Catalytic Red	Baghouse	Halogenated PAC Sorbent Injection	ARP, CSNOX, CSOSG2E, CSSO2G1, MATS
MI	J H Campbell	1710	3	########	11	1	758	486.3	Measured	0.064	Calculated	799.2	Measured	0.105	Calculated	487.7	Measured	0.064	Measured	7619.8	Measured	Coal	Dry bottom wall-fired	Dry Lime FGD	Low NOx Burner Technology w/ Overfire Air	Selective Catalytic Red	Baghouse	Halogenated PAC Sorbent Injection	ARP, CSNOX, CSOSG2E, CSSO2G1, MATS
MI	J H Campbell	1710	3	########	12	1	760	458	Measured	0.06	Calculated	804.1	Measured	0.105	Calculated	475.4	Measured	0.062	Measured	7667.3	Measured	Coal	Dry bottom wall-fired	Dry Lime FGD	Low NOx Burner Technology w/ Overfire Air	Selective Catalytic Red	Baghouse	Halogenated PAC Sorbent Injection	ARP, CSNOX, CSOSG2E, CSSO2G1, MATS
MI	J H Campbell	1710	3	########	13	1	760	332.4	Measured	0.042	Calculated	827.5	Measured	0.105	Calculated	457.6	Measured	0.058	Measured	7890.3	Measured	Coal	Dry bottom wall-fired	Dry Lime FGD	Low NOx Burner Technology w/ Overfire Air	Selective Catalytic Red	Baghouse	Halogenated PAC Sorbent Injection	ARP, CSNOX, CSOSG2E, CSSO2G1, MATS
MI	J H Campbell	1710	3	########	14	1	759	402.5	Measured	0.051	Calculated	826.5	Measured	0.105	Calculated	449.2	Measured	0.057	Measured	7880.1	Measured	Coal	Dry bottom wall-fired	Dry Lime FGD	Low NOx Burner Technology w/ Overfire Air	Selective Catalytic Red	Baghouse	Halogenated PAC Sorbent Injection	ARP, CSNOX, CSOSG2E, CSSO2G1, MATS
MI	J H Campbell	1710	3	########	15	1	760	455.4	Measured	0.058	Calculated	828.3	Measured	0.105	Calculated	450.1	Measured	0.057	Measured	7897.1	Measured	Coal	Dry bottom wall-fired	Dry Lime FGD	Low NOx Burner Technology w/ Overfire Air	Selective Catalytic Red	Baghouse	Halogenated PAC Sorbent Injection	ARP, CSNOX, CSOSG2E, CSSO2G1, MATS
MI	J H Campbell	1710	3	########	16	1	759	355.5	Measured	0.045	Calculated	820.9	Measured	0.105	Calculated	477.5	Measured	0.061	Measured	7827.2	Measured	Coal	Dry bottom wall-fired	Dry Lime FGD	Low NOx Burner Technology w/ Overfire Air	Selective Catalytic Red	Baghouse	Halogenated PAC Sorbent Injection	ARP, CSNOX, CSOSG2E, CSSO2G1, MATS
MI	J H Campbell	1710	3	########	17	1	759	329.7	Measured	0.042	Calculated	816.8	Measured	0.105	Calculated	498.4	Measured	0.064	Measured	7788.2	Measured	Coal	Dry bottom wall-fired	Dry Lime FGD	Low NOx Burner Technology w/ Overfire Air	Selective Catalytic Red	Baghouse	Halogenated PAC Sorbent Injection	ARP, CSNOX, CSOSG2E, CSSO2G1, MATS
MI	J H Campbell	1710	3	########	18	1	759	347.3	Measured	0.045	Calculated	814	Measured	0.105	Calculated	481.2	Measured	0.062	Measured	7761	Measured	Coal	Dry bottom wall-fired	Dry Lime FGD	Low NOx Burner Technology w/ Overfire Air	Selective Catalytic Red	Baghouse	Halogenated PAC Sorbent Injection	ARP, CSNOX, CSOSG2E, CSSO2G1, MATS
MI	J H Campbell	1710	3	########	19	1	761	354.8	Measured	0.046	Calculated	816.9	Measured	0.105	Calculated	444	Measured	0.057	Measured	7788.9	Measured	Coal	Dry bottom wall-fired	Dry Lime FGD	Low NOx Burner Technology w/ Overfire Air	Selective Catalytic Red	Baghouse	Halogenated PAC Sorbent Injection	ARP, CSNOX, CSOSG2E, CSSO2G1, MATS
MI	J H Campbell	1710	3	########	20	1	759	423.8	Measured	0.054	Calculated	817.3	Measured	0.105	Calculated	452	Measured	0.058	Measured	7792.3	Measured	Coal	Dry bottom wall-fired	Dry Lime FGD	Low NOx Burner Technology w/ Overfire Air	Selective Catalytic Red	Baghouse	Halogenated PAC Sorbent Injection	ARP, CSNOX, CSOSG2E, CSSO2G1, MATS
MI	J H Campbell	1710	3	########	21	1	760	405.1	Measured	0.052	Calculated	817.3	Measured	0.105	Calculated	459.8	Measured	0.059	Measured	7793.1	Measured	Coal	Dry bottom wall-fired	Dry Lime FGD	Low NOx Burner Technology w/ Overfire Air	Selective Catalytic Red	Baghouse	Halogenated PAC Sorbent Injection	ARP, CSNOX, CSOSG2E, CSSO2G1, MATS
MI	J H Campbell	1710	3	########	22	1	760	365	Measured	0.047	Calculated	809.2	Measured	0.105	Calculated	486.1	Measured	0.063	Measured	7715.6	Measured	Coal	Dry bottom wall-fired	Dry Lime FGD	Low NOx Burner Technology w/ Overfire Air	Selective Catalytic Red	Baghouse	Halogenated PAC Sorbent Injection	ARP, CSNOX, CSOSG2E, CSSO2G1, MATS
MI	J H Campbell	1710	3	########	23	1	760	347.8	Measured	0.045	Calculated	808.1	Measured	0.105	Calculated	454.6	Measured	0.059	Measured	7705.4	Measured	Coal	Dry bottom wall-fired	Dry Lime FGD	Low NOx Burner Technology w/ Overfire Air	Selective Catalytic Red	Baghouse	Halogenated PAC Sorbent Injection	ARP, CSNOX, CSOSG2E, CSSO2G1, MATS
MI	J H Campbell	1710	3	########	0	1	760	371.2	Measured	0.048	Calculated	809.2	Measured	0.105	Calculated	486.1	Measured	0.063	Measured	7715.9	Measured	Coal	Dry bottom wall-fired	Dry Lime FGD	Low NOx Burner Technology w/ Overfire Air	Selective Catalytic Red	Baghouse	Halogenated PAC Sorbent Injection	ARP, CSNOX, CSOSG2E, CSSO2G1, MATS
MI	J H Campbell	1710	3	########	1	1	760	377.9	Measured	0.049	Calculated	810.1	Measured	0.105	Calculated	486.6	Measured	0.063	Measured	7724.2	Measured	Coal	Dry bottom wall-fired	Dry Lime FGD	Low NOx Burner Technology w/ Overfire Air	Selective Catalytic Red	Baghouse	Halogenated PAC Sorbent Injection	ARP, CSNOX, CSOSG2E, CSSO2G1, MATS
MI	J H Campbell	1710	3	########	2	1	759	377.5	Measured	0.049	Calculated	802.2	Measured	0.105	Calculated	520.1	Measured	0.068	Measured	7648.5	Measured	Coal	Dry bottom wall-fired	Dry Lime FGD	Low NOx Burner Technology w/ Overfire Air	Selective Catalytic Red	Baghouse	Halogenated PAC Sorbent Injection	ARP, CSNOX, CSOSG2E, CSSO2G1, MATS
MI	J H Campbell	1710	3	########	3	1	759	394.6	Measured	0.051	Calculated	805.9	Measured	0.105	Calculated	522.5	Measured	0.068	Measured	7683.7	Measured	Coal	Dry bottom wall-fired	Dry Lime FGD	Low NOx Burner Technology w/ Overfire Air	Selective Catalytic Red	Baghouse	Halogenated PAC Sorbent Injection	ARP, CSNOX, CSOSG2E, CSSO2G1, MATS
MI	J H Campbell	1710	3	########	4	1	758	379.1	Measured	0.05	Calculated	801.2	Measured	0.105	Calculated	450.7	Measured	0.059	Measured	7638.8	Measured	Coal	Dry bottom wall-fired	Dry Lime FGD	Low NOx Burner Technology w/ Overfire Air	Selective Catalytic Red	Baghouse	Halogenated PAC Sorbent Injection	ARP, CSNOX, CSOSG2E, CSSO2G1, MATS
MI	J H Campbell	1710	3	########	5	1	758	365.1	Measured	0.047	Calculated	809.5	Measured	0.105	Calculated	424.5	Measured	0.055	Measured	7718.8	Measured	Coal	Dry bottom wall-fired	Dry Lime FGD	Low NOx Burner Technology w/ Overfire Air	Selective Catalytic Red	Baghouse	Halogenated PAC Sorbent Injection	ARP, CSNOX, CSOSG2E, CSSO2G1, MATS
MI	J H Campbell	1710	3	########	6	1	756	921.4	Measured and Su	0.118	Calculated	815.8	Measured	0.105	Calculated	404.5	Measured	0.052	Measured	7778.4	Measured	Coal	Dry bottom wall-fired	Dry Lime FGD	Low NOx Burner Technology w/ Overfire Air	Selective Catalytic Red	Baghouse	Halogenated PAC Sorbent Injection	ARP, CSNOX, CSOSG2E, CSSO2G1, MATS
MI	J H Campbell	1710	3	########	7	1	756	902.6	Measured and Su	0.117	Calculated	806.1	Measured	0.105	Calculated	538	Measured	0.07	Measured	7686.3	Measured	Coal	Dry bottom wall-fired	Dry Lime FGD	Low NOx Burner Technology w/ Overfire Air	Selective Catalytic Red	Baghouse	Halogenated PAC Sorbent Injection	ARP, CSNOX, CSOSG2E, CSSO2G1, MATS
MI	J H Campbell	1710	3	########	8	1	756	1436.2	Measured	0.187	Calculated	804.7	Measured	0.105	Calculated	437.3	Measured	0.057	Measured	7672.8	Measured	Coal	Dry bottom wall-fired	Dry Lime FGD	Low NOx Burner Technology w/ Overfire Air	Selective Catalytic Red	Baghouse	Halogenated PAC Sorbent Injection	ARP, CSNOX, CSOSG2E, CSSO2G1, MATS
MI	J H Campbell	1710	3	########	9	1	756	1014	Measured	0.133	Calculated	801.4	Measured	0.105	Calculated	366.8	Measured	0.048	Measured	7640.7	Measured	Coal	Dry bottom wall-fired	Dry Lime FGD	Low NOx Burner Technology w/ Overfire Air	Selective Catalytic Red	Baghouse	Halogenated PAC Sorbent Injection	ARP, CSNOX, CSOSG2E, CSSO2G1, MATS
MI	J H Campbell	1710	3	########	10	1	756	444.8	Measured	0.057	Calculated	813.2	Measured	0.105	Calculated	1426.7	Measured	0.184	Measured	7753.8	Measured	Coal	Dry bottom wall-fired	Dry Lime FGD	Low NOx Burner Technology w/ Overfire Air	Selective Catalytic Red	Baghouse	Halogenated PAC Sorbent Injection	ARP, CSNOX, CSOSG2E, CSSO2G1, MATS
MI	J H Campbell	1710	3	########	11	1	756	454.2	Measured	0.059	Calculated	808.1	Measured	0.105	Calculated	1772.1	Measured	0.23	Measured	7704.9	Measured	Coal	Dry bottom wall-fired	Dry Lime FGD	Low NOx Burner Technology w/ Overfire Air	Selective Catalytic Red	Baghouse	Halogenated PAC Sorbent Injection	ARP, CSNOX, CSOSG2E, CSSO2G1, MATS
MI	J H Campbell	1710	3	########	12	1	758	410.3	Measured	0.053	Calculated	814.3	Measured	0.105	Calculated	551.2	Measured	0.071	Measured	7763.8	Measured	Coal	Dry bottom wall-fired	Dry Lime FGD	Low NOx Burner Technology w/ Overfire Air	Selective Catalytic Red	Baghouse	Halogenated PAC Sorbent Injection	ARP, CSNOX, CSOSG2E, CSSO2G1, MATS
MI	J H Campbell	1710	3	########	13	1	759	390.8	Measured	0.05	Calculated	816.4	Measured	0.105	Calculated	381.4	Measured	0.049	Measured	7784.6	Measured	Coal	Dry bottom wall-fired	Dry Lime FGD	Low NOx Burner Technology w/ Overfire Air	Selective Catalytic Red	Baghouse	Halogenated PAC Sorbent Injection	ARP, CSNOX, CSOSG2E, CSSO2G1, MATS
MI	J H Campbell	1710	3	########	14	1	760	398.2	Measured	0.051	Calculated	814.6	Measured	0.105	Calculated	388.4	Measured	0.05	Measured	7767.4	Measured	Coal	Dry bottom wall-fired	Dry Lime FGD	Low NOx Burner Technology w/ Overfire Air	Selective Catalytic Red	Baghouse	Halogenated PAC Sorbent Injection	ARP, CSNOX, CSOSG2E, CSSO2G1, MATS
MI	J H Campbell	1710	3	########	15	1	759	393.3	Measured	0.05	Calculated	817.4	Measured	0.105	Calculated	436.5	Measured	0.056	Measured	7794	Measured	Coal	Dry bottom wall-fired	Dry Lime FGD	Low NOx Burner Technology w/ Overfire Air	Selective Catalytic Red	Baghouse	Halogenated PAC Sorbent Injection	ARP, CSNOX, CSOSG2E, CSSO2G1, MATS
MI	J H Campbell	1710	3	########	16	1	760	365.6	Measured	0.047	Calculated	815.7	Measured	0.105	Calculated	505.5	Measured	0.065	Measured	7777	Measured	Coal	Dry bottom wall-fired	Dry Lime FGD	Low NOx Burner Technology w/ Overfire Air	Selective Catalytic Red	Baghouse	Halogenated PAC Sorbent Injection	ARP, CSNOX, CSOSG2E, CSSO2G1, MATS
MI	J H Campbell	1710	3	########	17	1	757	359.6	Measured	0.046	Calculated	811.4	Measured	0.105	Calculated	518.3	Measured	0.067	Measured	7736.4	Measured	Coal	Dry bottom wall-fired	Dry Lime FGD	Low NOx Burner Technology w/ Overfire Air	Selective Catalytic Red	Baghouse	Halogenated PAC Sorbent Injection	ARP, CSNOX, CSOSG2E, CSSO2G1, MATS
MI	J H Campbell	1710	3	########	18	1	756	316.2	Measured	0.041	Calculated	803.8	Measured	0.105	Calculated	659.1	Measured	0.086	Measured	7664	Measured	Coal	Dry bottom wall-fired	Dry Lime FGD	Low NOx Burner Technology w/ Overfire Air	Selective Catalytic Red	Baghouse	Halogenated PAC Sorbent Injection	ARP, CSNOX, CSOSG2E, CSSO2G1, MATS
MI	J H Campbell	1710	3	########	19	1	757	332.8	Measured	0.043	Calculated	811.1	Measured	0.105	Calculated	788.9	Measured	0.102	Measured	7734.1	Measured	Coal	Dry bottom wall-fired	Dry Lime FGD	Low NOx Burner Technology w/ Overfire Air	Selective Catalytic Red	Baghouse	Halogenated PAC Sorbent Injection	ARP, CSNOX, CSOSG2E, CSSO2G1, MATS
MI	J H Campbell	1710	3	########	20	1	760	378.7	Measured	0.049	Calculated	810.1	Measured	0.105	Calculated	818.8	Measured	0.106	Measured	7724.4	Measured	Coal	Dry bottom wall-fired	Dry Lime FGD	Low NOx Burner Technology w/ Overfire Air	Selective Catalytic Red	Baghouse	Halogenated PAC Sorbent Injection	ARP, CSNOX, CSOSG2E, CSSO2G1, MATS
MI	J H Campbell	1710	3	########	21	1	760	396.1	Measured	0.051	Calculated	811.8	Measured	0.105	Calculated	797.2	Measured	0.103	Measured	7740.1	Measured	Coal	Dry bottom wall-fired	Dry Lime FGD	Low NOx Burner Technology w/ Overfire Air	Selective Catalytic Red	Baghouse	Halogenated PAC Sorbent Injection	ARP, CSNOX, CSOSG2E, CSSO2G1, MATS
MI	J H Campbell	1710	3	########	22	1	760	384.4	Measured	0.05	Calculated	813.4	Measured	0.105	Calculated	527.4	Measured	0.068	Measured	7755.7	Measured	Coal	Dry bottom wall-fired	Dry Lime FGD	Low NOx Burner Technology w/ Overfire Air	Selective Catalytic Red	Baghouse	Halogenated PAC Sorbent Injection	ARP, CSNOX, CSOSG2E, CSSO2G1, MATS
MI	J H Campbell	1710	3	########	23	1	759	377.2	Measured	0.048	Calculated	818.5	Measured	0.105	Calculated	429.2	Measured	0.055	Measured	7803.8	Measured	Coal	Dry bottom wall-fired	Dry Lime FGD	Low NOx Burner Technology w/ Overfire Air	Selective Catalytic Red	Baghouse	Halogenated PAC Sorbent Injection	ARP, CSNOX, CSOSG2E, CSSO2G1, MATS
MI	J H Campbell	1710	3	########	0	1	760	409.2	Measured	0.053	Calculated	813	Measured	0.105	Calculated	426.4	Measured	0.055	Measured	7752.1	Measured	Coal	Dry bottom wall-fired	Dry Lime FGD	Low NOx Burner Technology w/ Overfire Air	Selective Catalytic Red	Baghouse	Halogenated PAC Sorbent Injection	ARP, CSNOX, CSOSG2E, CSSO2G1, MATS
MI	J H Campbell	1710	3	######

MI	J H Campbell	1710	3	########	0	1	758	1042.9	Measured	0.137	Calculated	798.8	Measured	0.105	Calculated	411.3	Measured	0.054	Measured	7616.6	Measured	Coal	Dry bottom wall-fired	Dry Lime FGD	Low NOx Burner Technology w/ Overfire Air	Selective Catalytic Red	Baghouse	Halogenated PAC Sorbent Injection	ARP, CSNOX, CSOSG2E, CSSO2G1, MATS
MI	J H Campbell	1710	3	########	1	1	759	1024.7	Measured	0.135	Calculated	797.2	Measured	0.105	Calculated	425.6	Measured	0.056	Measured	7600.8	Measured	Coal	Dry bottom wall-fired	Dry Lime FGD	Low NOx Burner Technology w/ Overfire Air	Selective Catalytic Red	Baghouse	Halogenated PAC Sorbent Injection	ARP, CSNOX, CSOSG2E, CSSO2G1, MATS
MI	J H Campbell	1710	3	########	2	1	758	1046.6	Measured	0.139	Calculated	791.8	Measured	0.105	Calculated	460.5	Measured	0.061	Measured	7549.1	Measured	Coal	Dry bottom wall-fired	Dry Lime FGD	Low NOx Burner Technology w/ Overfire Air	Selective Catalytic Red	Baghouse	Halogenated PAC Sorbent Injection	ARP, CSNOX, CSOSG2E, CSSO2G1, MATS
MI	J H Campbell	1710	3	########	3	1	759	1110.2	Measured	0.147	Calculated	792.8	Measured	0.105	Calculated	446	Measured	0.059	Measured	7558.9	Measured	Coal	Dry bottom wall-fired	Dry Lime FGD	Low NOx Burner Technology w/ Overfire Air	Selective Catalytic Red	Baghouse	Halogenated PAC Sorbent Injection	ARP, CSNOX, CSOSG2E, CSSO2G1, MATS
MI	J H Campbell	1710	3	########	4	1	759	995.7	Measured	0.131	Calculated	794.3	Measured	0.105	Calculated	590.7	Measured	0.078	Measured	7573.7	Measured	Coal	Dry bottom wall-fired	Dry Lime FGD	Low NOx Burner Technology w/ Overfire Air	Selective Catalytic Red	Baghouse	Halogenated PAC Sorbent Injection	ARP, CSNOX, CSOSG2E, CSSO2G1, MATS
MI	J H Campbell	1710	3	########	5	1	758	1013.4	Measured	0.135	Calculated	787.1	Measured	0.105	Calculated	667.9	Measured	0.089	Measured	7504.9	Measured	Coal	Dry bottom wall-fired	Dry Lime FGD	Low NOx Burner Technology w/ Overfire Air	Selective Catalytic Red	Baghouse	Halogenated PAC Sorbent Injection	ARP, CSNOX, CSOSG2E, CSSO2G1, MATS
MI	J H Campbell	1710	3	########	6	1	759	1084.7	Measured	0.144	Calculated	790.2	Measured	0.105	Calculated	625.4	Measured	0.083	Measured	7534.8	Measured	Coal	Dry bottom wall-fired	Dry Lime FGD	Low NOx Burner Technology w/ Overfire Air	Selective Catalytic Red	Baghouse	Halogenated PAC Sorbent Injection	ARP, CSNOX, CSOSG2E, CSSO2G1, MATS
MI	J H Campbell	1710	3	########	7	1	758	1040.7	Measured	0.135	Calculated	805.6	Measured	0.105	Calculated	645.2	Measured	0.084	Measured	7680.8	Measured	Coal	Dry bottom wall-fired	Dry Lime FGD	Low NOx Burner Technology w/ Overfire Air	Selective Catalytic Red	Baghouse	Halogenated PAC Sorbent Injection	ARP, CSNOX, CSOSG2E, CSSO2G1, MATS
MI	J H Campbell	1710	3	########	8	1	758	1041.1	Measured	0.135	Calculated	807.4	Measured	0.105	Calculated	654.4	Measured	0.085	Measured	7698.5	Measured	Coal	Dry bottom wall-fired	Dry Lime FGD	Low NOx Burner Technology w/ Overfire Air	Selective Catalytic Red	Baghouse	Halogenated PAC Sorbent Injection	ARP, CSNOX, CSOSG2E, CSSO2G1, MATS
MI	J H Campbell	1710	3	########	9	1	760	1136.5	Measured	0.148	Calculated	806.7	Measured	0.105	Calculated	584.6	Measured	0.076	Measured	7691.9	Measured	Coal	Dry bottom wall-fired	Dry Lime FGD	Low NOx Burner Technology w/ Overfire Air	Selective Catalytic Red	Baghouse	Halogenated PAC Sorbent Injection	ARP, CSNOX, CSOSG2E, CSSO2G1, MATS
MI	J H Campbell	1710	3	########	10	1	748	1167.6	Measured	0.155	Calculated	790.9	Measured	0.105	Calculated	482.6	Measured	0.064	Measured	7540.6	Measured	Coal	Dry bottom wall-fired	Dry Lime FGD	Low NOx Burner Technology w/ Overfire Air	Selective Catalytic Red	Baghouse	Halogenated PAC Sorbent Injection	ARP, CSNOX, CSOSG2E, CSSO2G1, MATS
MI	J H Campbell	1710	3	########	11	1	748	1154.6	Measured	0.153	Calculated	791.5	Measured	0.105	Calculated	309.4	Measured	0.041	Measured	7547	Measured	Coal	Dry bottom wall-fired	Dry Lime FGD	Low NOx Burner Technology w/ Overfire Air	Selective Catalytic Red	Baghouse	Halogenated PAC Sorbent Injection	ARP, CSNOX, CSOSG2E, CSSO2G1, MATS
MI	J H Campbell	1710	3	########	12	1	760	1199.1	Measured	0.157	Calculated	798.7	Measured	0.105	Calculated	373.1	Measured	0.049	Measured	7615.2	Measured	Coal	Dry bottom wall-fired	Dry Lime FGD	Low NOx Burner Technology w/ Overfire Air	Selective Catalytic Red	Baghouse	Halogenated PAC Sorbent Injection	ARP, CSNOX, CSOSG2E, CSSO2G1, MATS
MI	J H Campbell	1710	3	########	13	1	760	1212.1	Measured	0.16	Calculated	795.4	Measured	0.105	Calculated	371.6	Measured	0.049	Measured	7583.5	Measured	Coal	Dry bottom wall-fired	Dry Lime FGD	Low NOx Burner Technology w/ Overfire Air	Selective Catalytic Red	Baghouse	Halogenated PAC Sorbent Injection	ARP, CSNOX, CSOSG2E, CSSO2G1, MATS
MI	J H Campbell	1710	3	########	14	1	760	1219.7	Measured	0.161	Calculated	793.9	Measured	0.105	Calculated	401.2	Measured	0.053	Measured	7569.2	Measured	Coal	Dry bottom wall-fired	Dry Lime FGD	Low NOx Burner Technology w/ Overfire Air	Selective Catalytic Red	Baghouse	Halogenated PAC Sorbent Injection	ARP, CSNOX, CSOSG2E, CSSO2G1, MATS
MI	J H Campbell	1710	3	########	15	1	759	1217.8	Measured	0.161	Calculated	792.6	Measured	0.105	Calculated	377.9	Measured	0.05	Measured	7557	Measured	Coal	Dry bottom wall-fired	Dry Lime FGD	Low NOx Burner Technology w/ Overfire Air	Selective Catalytic Red	Baghouse	Halogenated PAC Sorbent Injection	ARP, CSNOX, CSOSG2E, CSSO2G1, MATS
MI	J H Campbell	1710	3	########	16	1	758	1172.6	Measured	0.157	Calculated	784.8	Measured	0.105	Calculated	434	Measured	0.058	Measured	7483	Measured	Coal	Dry bottom wall-fired	Dry Lime FGD	Low NOx Burner Technology w/ Overfire Air	Selective Catalytic Red	Baghouse	Halogenated PAC Sorbent Injection	ARP, CSNOX, CSOSG2E, CSSO2G1, MATS
MI	J H Campbell	1710	3	########	17	1	760	1164.2	Measured	0.157	Calculated	779	Measured	0.105	Calculated	497.6	Measured	0.067	Measured	7427.4	Measured	Coal	Dry bottom wall-fired	Dry Lime FGD	Low NOx Burner Technology w/ Overfire Air	Selective Catalytic Red	Baghouse	Halogenated PAC Sorbent Injection	ARP, CSNOX, CSOSG2E, CSSO2G1, MATS
MI	J H Campbell	1710	3	########	18	1	761	1174	Measured	0.159	Calculated	776.3	Measured	0.105	Calculated	510.7	Measured	0.069	Measured	7401.8	Measured	Coal	Dry bottom wall-fired	Dry Lime FGD	Low NOx Burner Technology w/ Overfire Air	Selective Catalytic Red	Baghouse	Halogenated PAC Sorbent Injection	ARP, CSNOX, CSOSG2E, CSSO2G1, MATS
MI	J H Campbell	1710	3	########	19	1	760	1175.3	Measured	0.157	Calculated	782.7	Measured	0.105	Calculated	470.1	Measured	0.063	Measured	7462.4	Measured	Coal	Dry bottom wall-fired	Dry Lime FGD	Low NOx Burner Technology w/ Overfire Air	Selective Catalytic Red	Baghouse	Halogenated PAC Sorbent Injection	ARP, CSNOX, CSOSG2E, CSSO2G1, MATS
MI	J H Campbell	1710	3	########	20	1	760	1180.1	Measured	0.157	Calculated	785.8	Measured	0.105	Calculated	427.1	Measured	0.057	Measured	7492.8	Measured	Coal	Dry bottom wall-fired	Dry Lime FGD	Low NOx Burner Technology w/ Overfire Air	Selective Catalytic Red	Baghouse	Halogenated PAC Sorbent Injection	ARP, CSNOX, CSOSG2E, CSSO2G1, MATS
MI	J H Campbell	1710	3	########	21	1	760	1151	Measured	0.153	Calculated	789	Measured	0.105	Calculated	458.9	Measured	0.061	Measured	7523.3	Measured	Coal	Dry bottom wall-fired	Dry Lime FGD	Low NOx Burner Technology w/ Overfire Air	Selective Catalytic Red	Baghouse	Halogenated PAC Sorbent Injection	ARP, CSNOX, CSOSG2E, CSSO2G1, MATS
MI	J H Campbell	1710	3	########	22	1	761	1076.7	Measured	0.143	Calculated	787.4	Measured	0.105	Calculated	465.5	Measured	0.062	Measured	7507.4	Measured	Coal	Dry bottom wall-fired	Dry Lime FGD	Low NOx Burner Technology w/ Overfire Air	Selective Catalytic Red	Baghouse	Halogenated PAC Sorbent Injection	ARP, CSNOX, CSOSG2E, CSSO2G1, MATS
MI	J H Campbell	1710	3	########	23	1	617	686.7	Measured	0.11	Calculated	655.7	Measured	0.105	Calculated	468.9	Measured	0.075	Measured	6251.8	Measured	Coal	Dry bottom wall-fired	Dry Lime FGD	Low NOx Burner Technology w/ Overfire Air	Selective Catalytic Red	Baghouse	Halogenated PAC Sorbent Injection	ARP, CSNOX, CSOSG2E, CSSO2G1, MATS
MI	J H Campbell	1710	3	########	0	1	602	688.9	Measured	0.109	Calculated	662.1	Measured	0.105	Calculated	656.5	Measured	0.104	Measured	6312.6	Measured	Coal	Dry bottom wall-fired	Dry Lime FGD	Low NOx Burner Technology w/ Overfire Air	Selective Catalytic Red	Baghouse	Halogenated PAC Sorbent Injection	ARP, CSNOX, CSOSG2E, CSSO2G1, MATS
MI	J H Campbell	1710	3	########	1	1	603	725.1	Measured	0.114	Calculated	666.3	Measured	0.105	Calculated	311.3	Measured	0.049	Measured	6353.4	Measured	Coal	Dry bottom wall-fired	Dry Lime FGD	Low NOx Burner Technology w/ Overfire Air	Selective Catalytic Red	Baghouse	Halogenated PAC Sorbent Injection	ARP, CSNOX, CSOSG2E, CSSO2G1, MATS
MI	J H Campbell	1710	3	########	2	1	603	730.9	Measured	0.114	Calculated	670	Measured	0.105	Calculated	351.4	Measured	0.055	Measured	6388.7	Measured	Coal	Dry bottom wall-fired	Dry Lime FGD	Low NOx Burner Technology w/ Overfire Air	Selective Catalytic Red	Baghouse	Halogenated PAC Sorbent Injection	ARP, CSNOX, CSOSG2E, CSSO2G1, MATS
MI	J H Campbell	1710	3	########	3	1	602	773.1	Measured	0.121	Calculated	669.8	Measured	0.105	Calculated	364	Measured	0.057	Measured	6386	Measured	Coal	Dry bottom wall-fired	Dry Lime FGD	Low NOx Burner Technology w/ Overfire Air	Selective Catalytic Red	Baghouse	Halogenated PAC Sorbent Injection	ARP, CSNOX, CSOSG2E, CSSO2G1, MATS
MI	J H Campbell	1710	3	########	4	1	623	932.8	Measured	0.143	Calculated	685.4	Measured	0.105	Calculated	346.4	Measured	0.053	Measured	6535.6	Measured	Coal	Dry bottom wall-fired	Dry Lime FGD	Low NOx Burner Technology w/ Overfire Air	Selective Catalytic Red	Baghouse	Halogenated PAC Sorbent Injection	ARP, CSNOX, CSOSG2E, CSSO2G1, MATS
MI	J H Campbell	1710	3	########	5	1	743	1217.3	Measured	0.161	Calculated	790.6	Measured	0.105	Calculated	459.8	Measured	0.061	Measured	7537.9	Measured	Coal	Dry bottom wall-fired	Dry Lime FGD	Low NOx Burner Technology w/ Overfire Air	Selective Catalytic Red	Baghouse	Halogenated PAC Sorbent Injection	ARP, CSNOX, CSOSG2E, CSSO2G1, MATS
MI	J H Campbell	1710	3	########	6	1	759	1097.2	Measured	0.143	Calculated	807.3	Measured	0.105	Calculated	392.6	Measured	0.051	Measured	7697.8	Measured	Coal	Dry bottom wall-fired	Dry Lime FGD	Low NOx Burner Technology w/ Overfire Air	Selective Catalytic Red	Baghouse	Halogenated PAC Sorbent Injection	ARP, CSNOX, CSOSG2E, CSSO2G1, MATS
MI	J H Campbell	1710	3	########	7	1	760	1033.8	Measured	0.134	Calculated	811.2	Measured	0.105	Calculated	402.2	Measured	0.052	Measured	7734.3	Measured	Coal	Dry bottom wall-fired	Dry Lime FGD	Low NOx Burner Technology w/ Overfire Air	Selective Catalytic Red	Baghouse	Halogenated PAC Sorbent Injection	ARP, CSNOX, CSOSG2E, CSSO2G1, MATS
MI	J H Campbell	1710	3	########	8	1	759	1165	Measured	0.151	Calculated	808.3	Measured	0.105	Calculated	447	Measured	0.058	Measured	7707.1	Measured	Coal	Dry bottom wall-fired	Dry Lime FGD	Low NOx Burner Technology w/ Overfire Air	Selective Catalytic Red	Baghouse	Halogenated PAC Sorbent Injection	ARP, CSNOX, CSOSG2E, CSSO2G1, MATS
MI	J H Campbell	1710	3	########	9	1	760	1238.7	Measured	0.16	Calculated	809.5	Measured	0.105	Calculated	447.7	Measured	0.058	Measured	7718.2	Measured	Coal	Dry bottom wall-fired	Dry Lime FGD	Low NOx Burner Technology w/ Overfire Air	Selective Catalytic Red	Baghouse	Halogenated PAC Sorbent Injection	ARP, CSNOX, CSOSG2E, CSSO2G1, MATS
MI	J H Campbell	1710	3	########	10	1	759	1218.6	Measured	0.158	Calculated	808.1	Measured	0.105	Calculated	416.1	Measured	0.054	Measured	7705.3	Measured	Coal	Dry bottom wall-fired	Dry Lime FGD	Low NOx Burner Technology w/ Overfire Air	Selective Catalytic Red	Baghouse	Halogenated PAC Sorbent Injection	ARP, CSNOX, CSOSG2E, CSSO2G1, MATS
MI	J H Campbell	1710	3	########	11	1	758	295.6	Measured	0.038	Calculated	813.3	Measured	0.105	Calculated	426.5	Measured	0.055	Measured	7754.7	Measured	Coal	Dry bottom wall-fired	Dry Lime FGD	Low NOx Burner Technology w/ Overfire Air	Selective Catalytic Red	Baghouse	Halogenated PAC Sorbent Injection	ARP, CSNOX, CSOSG2E, CSSO2G1, MATS
MI	J H Campbell	1710	3	########	12	1	760	180.5	Measured	0.023	Calculated	817	Measured	0.105	Calculated	444	Measured	0.057	Measured	7789.8	Measured	Coal	Dry bottom wall-fired	Dry Lime FGD	Low NOx Burner Technology w/ Overfire Air	Selective Catalytic Red	Baghouse	Halogenated PAC Sorbent Injection	ARP, CSNOX, CSOSG2E, CSSO2G1, MATS
MI	J H Campbell	1710	3	########	13	1	760	189.3	Measured	0.024	Calculated	819.5	Measured	0.105	Calculated	461	Measured	0.059	Measured	7813.7	Measured	Coal	Dry bottom wall-fired	Dry Lime FGD	Low NOx Burner Technology w/ Overfire Air	Selective Catalytic Red	Baghouse	Halogenated PAC Sorbent Injection	ARP, CSNOX, CSOSG2E, CSSO2G1, MATS
MI	J H Campbell	1710	3	########	14	1	760	331.6	Measured	0.042	Calculated	820.5	Measured	0.105	Calculated	492.8	Measured	0.063	Measured	7822.9	Measured	Coal	Dry bottom wall-fired	Dry Lime FGD	Low NOx Burner Technology w/ Overfire Air	Selective Catalytic Red	Baghouse	Halogenated PAC Sorbent Injection	ARP, CSNOX, CSOSG2E, CSSO2G1, MATS
MI	J H Campbell	1710	3	########	15	1	759	312.5	Measured	0.04	Calculated	820.6	Measured	0.105	Calculated	446	Measured	0.057	Measured	7824.2	Measured	Coal	Dry bottom wall-fired	Dry Lime FGD	Low NOx Burner Technology w/ Overfire Air	Selective Catalytic Red	Baghouse	Halogenated PAC Sorbent Injection	ARP, CSNOX, CSOSG2E, CSSO2G1, MATS
MI	J H Campbell	1710	3	########	16	1	759	124	Measured	0.016	Calculated	823	Measured	0.105	Calculated	455.1	Measured	0.058	Measured	7847.3	Measured	Coal	Dry bottom wall-fired	Dry Lime FGD	Low NOx Burner Technology w/ Overfire Air	Selective Catalytic Red	Baghouse	Halogenated PAC Sorbent Injection	ARP, CSNOX, CSOSG2E, CSSO2G1, MATS
MI	J H Campbell	1710	3	########	17	1	759	149.6	Measured	0.019	Calculated	827.8	Measured	0.105	Calculated	481.5	Measured	0.061	Measured	7892.7	Measured	Coal	Dry bottom wall-fired	Dry Lime FGD	Low NOx Burner Technology w/ Overfire Air	Selective Catalytic Red	Baghouse	Halogenated PAC Sorbent Injection	ARP, CSNOX, CSOSG2E, CSSO2G1, MATS
MI	J H Campbell	1710	3	########	18	1	760	228.7	Measured	0.029	Calculated	821	Measured	0.105	Calculated	493.2	Measured	0.063	Measured	7828.3	Measured	Coal	Dry bottom wall-fired	Dry Lime FGD	Low NOx Burner Technology w/ Overfire Air	Selective Catalytic Red	Baghouse	Halogenated PAC Sorbent Injection	ARP, CSNOX, CSOSG2E, CSSO2G1, MATS
MI	J H Campbell	1710	3	########	19	1	760	191.4	Measured	0.024	Calculated	828.7	Measured	0.105	Calculated	442.5	Measured	0.056	Measured	7901.4	Measured	Coal	Dry bottom wall-fired	Dry Lime FGD	Low NOx Burner Technology w/ Overfire Air	Selective Catalytic Red	Baghouse	Halogenated PAC Sorbent Injection	ARP, CSNOX, CSOSG2E, CSSO2G1, MATS
MI	J H Campbell	1710	3	########	20	1	760	139.3	Measured	0.018	Calculated	821.1	Measured	0.105	Calculated	446.3	Measured	0.057	Measured	7829.3	Measured	Coal	Dry bottom wall-fired	Dry Lime FGD	Low NOx Burner Technology w/ Overfire Air	Selective Catalytic Red	Baghouse	Halogenated PAC Sorbent Injection	ARP, CSNOX, CSOSG2E, CSSO2G1, MATS
MI	J H Campbell	1710	3	########	21	1	760	162.5	Measured	0.021	Calculated	822.7	Measured	0.105	Calculated	455	Measured	0.058	Measured	7844.4	Measured	Coal	Dry bottom wall-fired	Dry Lime FGD	Low NOx Burner Technology w/ Overfire Air	Selective Catalytic Red	Baghouse	Halogenated PAC Sorbent Injection	ARP, CSNOX, CSOSG2E, CSSO2G1, MATS
MI	J H Campbell	1710	3	########	22	1	761	175	Measured	0.022	Calculated	822.9	Measured	0.105	Calculated	478.6	Measured	0.061	Measured	7846	Measured	Coal	Dry bottom wall-fired	Dry Lime FGD	Low NOx Burner Technology w/ Overfire Air	Selective Catalytic Red	Baghouse	Halogenated PAC Sorbent Injection	ARP, CSNOX, CSOSG2E, CSSO2G1, MATS
MI	J H Campbell	1710	3	########	23	1	759	170.1	Measured	0.022	Calculated	819.3	Measured	0.105	Calculated	476.5	Measured	0.061	Measured	7812.1	Measured	Coal	Dry bottom wall-fired	Dry Lime FGD	Low NOx Burner Technology w/ Overfire Air	Selective Catalytic Red	Baghouse	Halogenated PAC Sorbent Injection	ARP, CSNOX, CSOSG2E, CSSO2G1, MATS
MI	J H Campbell	1710	3	7/1/2025	0	1	760	177.9	Measured	0.023	Calculated	812.1	Measured	0.105	Calculated	526.6	Measured	0.068	Measured	7743.4	Measured	Coal	Dry bottom wall-fired	Dry Lime FGD	Low NOx Burner Technology w/ Overfire Air	Selective Catalytic Red	Baghouse	Halogenated PAC Sorbent Injection	ARP, CSNOX, CSOSG2E, CSSO2G1, MATS
MI	J H Campbell	1710	3	7/1/2025	1	1	761	193.3	Measured	0.025	Calculated	815.1	Measured	0.105	Calculated	544	Measured	0.07	Measured	7771.9	Measured	Coal	Dry bottom wall-fired	Dry Lime FGD	Low NOx Burner Technology w/ Overfire Air	Selective Catalytic Red	Baghouse	Halogenated PAC Sorbent Injection	ARP, CSNOX, CSOSG2E, CSSO2G1, MATS
MI	J H Campbell	1710	3	7/1/2025	2	1	761	239.1	Measured	0.031	Calculated	813.9	Measured	0.105	Calculated	527.7	Measured	0.068	Measured	7760.3	Measured	Coal	Dry bottom wall-fired	Dry Lime FGD	Low NOx Burner Technology w/ Overfire Air	Selective Catalytic Red	Baghouse	Halogenated PAC Sorbent Injection	ARP, CSNOX, CSOSG2E, CSSO2G1, MATS
MI	J H Campbell	1710	3	7/1/2025	3	1	759	554.9	Measured	0.071	Calculated	816.6	Measured	0.105	Calculated	482.8	Measured	0.062	Measured	7786.3	Measured	Coal	Dry bottom wall-fired	Dry Lime FGD	Low NOx Burner Technology w/ Overfire Air	Selective Catalytic Red	Baghouse	Halogenated PAC Sorbent Injection	ARP, CSNOX, CSOSG2E, CSSO2G1, MATS
MI	J H Campbell	1710	3	7/1/2025	4	1	758	379.2	Measured	0.049	Calculated	815.7	Measured	0.105	Calculated	458.8	Measured	0.059	Measured	7777.1	Measured	Coal	Dry bottom wall-fired	Dry Lime FGD	Low NOx Burner Technology w/ Overfire Air	Selective Catalytic Red	Baghouse	Halogenated PAC Sorbent Injection	ARP, CSNOX, CSOSG2E, CSSO2G1, MATS
MI	J H Campbell	1710	3	7/1/2025	5	1	759	260.6	Measured	0.033	Calculated	816	Measured	0.105	Calculated	451.2	Measured	0.058	Measured	7780.1	Measured	Coal	Dry bottom wall-fired	Dry Lime FGD	Low NOx Burner Technology w/ Overfire Air	Selective Catalytic Red	Baghouse	Halogenated PAC Sorbent Injection	ARP, CSNOX, CSOSG2E, CSSO2G1, MATS
MI	J H Campbell	1710	3	7/1/2025	6	1	760	257.8	Measured	0.033	Calculated	820.9	Measured	0.105	Calculated	438.3	Measured	0.056	Measured	7827.3	Measured	Coal	Dry bottom wall-fired	Dry Lime FGD	Low NOx Burner Technology w/ Overfire Air	Selective Catalytic Red	Baghouse	Halogenated PAC Sorbent Injection	ARP, CSNOX, CSOSG2E, CSSO2G1, MATS
MI	J H Campbell	1710	3	7/1/2025	7	1	761	295.8	Measured	0.038	Calculated	822.5	Measured	0.105	Calculated	478.4	Measured	0.061	Measured	7842.3	Measured	Coal	Dry bottom wall-fired	Dry Lime FGD	Low NOx Burner Technology w/ Overfire Air	Selective Catalytic Red	Baghouse	Halogenated PAC Sorbent Injection	ARP, CSNOX, CSOSG2E, CSSO2G1, MATS
MI	J H Campbell	1710	3	7/1/2025	8	1	760	443.7	Measured	0.057	Calculated	818.8	Measured	0.105	Calculated	476.2	Measured	0.061	Measured	7806.9	Measured	Coal	Dry bottom wall-fired	Dry Lime FGD	Low NOx Burner Technology w/ Overfire Air	Selective Catalytic Red	Baghouse	Halogenated PAC Sorbent Injection	ARP, CSNOX, CSOSG2E, CSSO2G1, MATS
MI	J H Campbell	1710	3	7/1/2025	9	1	759	475.6	Measured	0.061	Calculated	820.1	Measured	0.105	Calculated	477	Measured	0.061	Measured	7819.8	Measured	Coal	Dry bottom wall-fired	Dry Lime FGD	Low NOx Burner Technology w/ Overfire Air	Selective Catalytic Red	Baghouse	Halogenated PAC Sorbent Injection	ARP, CSNOX, CSOSG2E, CSSO2G1, MATS
MI	J H Campbell	1710	3	7/1/2025	10	1	761	450.4	Measured	0.057	Calculated	823.5	Measured	0.105	Calculated	447.5	Measured	0.057	Measured	7851.4	Measured	Coal	Dry bottom wall-fired	Dry Lime FGD	Low NOx Burner Technology w/ Overfire Air	Selective Catalytic Red	Baghouse	Halogenated PAC Sorbent Injection	ARP, CSNOX, CSOSG2E, CSSO2G1, MATS
MI	J H Campbell	1710	3	7/1/2025	11	1	760	366.4	Measured	0.047	Calculated	814.9	Measured	0.105	Calculated	481.7	Measured	0.062	Measured	7770	Measured	Coal	Dry bottom wall-fired	Dry Lime FGD	Low NOx Burner Technology w/ Overfire Air	Selective Catalytic Red	Baghouse	Halogenated PAC Sorbent Injection	ARP, CSNOX, CSOSG2E, CSSO2G1, MATS
MI	J H Campbell	1710	3	7/1/2025	12	1	761	360.7	Measured	0.046	Calculated	816.2	Measured	0.105	Calculated	490.3	Measured	0.063	Measured	7782.2	Measured	Coal	Dry bottom wall-fired	Dry Lime FGD	Low NOx Burner Technology w/ Overfire Air	Selective Catalytic Red	Baghouse	Halogenated PAC Sorbent Injection	ARP, CSNOX, CSOSG2E, CSSO2G1, MATS
MI	J H Campbell	1710	3	7/1/2025	13	1	760	375.8	Measured	0.049	Calculated	810.1	Measured	0.105	Calculated	448	Measured	0.058	Measured	7724	Measured	Coal	Dry bottom wall-fired	Dry Lime FGD	Low NOx Burner Technology w/ Overfire Air	Selective Catalytic Red	Baghouse	Halogenated PAC Sorbent Injection	ARP, CSNOX, CSOSG2E, CSSO2G1, MATS
MI	J H Campbell	1710	3	7/1/2025	14	1	761	506	Measured	0.066	Calculated	808	Measured	0.105	Calculated	439.1	Measured	0.057	Measured	7704	Measured	Coal	Dry bottom wall-fired	Dry Lime FGD	Low NOx Burner Technology w/ Overfire Air	Selective Catalytic Red	Baghouse	Halogenated PAC Sorbent Injection	ARP, CSNOX, CSOSG2E, CSSO2G1, MATS
MI	J H Campbell	1710	3	7/1/2025	15	1	759	775.8	Measured	0.101	Calculated	807.6	Measured	0.105	Calculated	415.8	Measured	0.054	Measured	7700.7	Measured	Coal	Dry bottom wall-fired	Dry Lime FGD	Low NOx Burner Technology w/ Overfire Air	Selective Catalytic Red	Baghouse	Halogenated PAC Sorbent Injection	ARP, CSNOX, CSOSG2E, CSSO2G1, MATS
MI	J H Campbell	1710	3	7/1/2025	16	1	760	631.8	Measured	0.082	Calculated	812.7	Measured	0.105	Calculated	449.4	Measured	0.058	Measured	7748.9	Measured	Coal	Dry bottom wall-fired	Dry Lime FGD	Low NOx Burner Technology w/ Overfire Air	Selective Catalytic Red	Baghouse	Halogenated PAC Sorbent Injection	ARP, CSNOX, CSOSG2E, CSSO2G1, MATS
MI	J H Campbell	1710	3	7/1/2025	17	1	759	452.2	Measured	0.058	Calculated	819	Measured	0.105	Calculated	460.8	Measured	0.059	Measured	7809.4	Measured	Coal	Dry bottom wall-fired	Dry Lime FGD	Low NOx Burner Technology w/ Overfire Air	Selective Catalytic Red	Baghouse	Halogenated PAC Sorbent Injection	ARP, CSNOX, CSOSG2E, CSSO2G1, MATS
MI	J H Campbell	1710	3	7/1/2025	18	1	760	617.2	Measured	0.08	Calculated	808.1	Measured	0.105	Calculated	439.2	Measured	0.057	Measured	7704.7	Measured	Coal	Dry bottom wall-fired	Dry Lime FGD	Low NOx Burner Technology w/ Overfire Air	Selective Catalytic Red	Baghouse	Halogenated PAC Sorbent Injection	ARP, CSNOX, CSOSG2E, CSSO2G1, MATS
MI	J H Campbell	1710	3	7/1/2025	19	1	761	451.6	Measured	0.059	Calculated	807.4	Measured	0.105	Calculated	438.8	Measured	0.057	Measured	7698.6	Measured	Coal	Dry bottom wall-fired	Dry Lime FGD	Low NOx Burner Technology w/ Overfire Air	Selective Catalytic Red	Baghouse	Halogenated PAC Sorbent Injection	ARP, CSNOX, CSOSG2E, CSSO2G1, MATS
MI	J H Campbell	1710	3	7/1/2025	20	1	759	396.5	Measured	0.052	Calculated	802.6	Measured	0.105	Calculated	466.8	Measured	0.061	Measured	7652.3	Measured	Coal	Dry bottom wall-fired	Dry Lime FGD	Low NOx Burner Technology w/ Overfire Air	Selective Catalytic Red	Baghouse	Halogenated PAC Sorbent Injection	ARP, CSNOX, CSOSG2E, CSSO2G1, MATS
MI	J H Campbell	1710	3	7/1/2025	21	1	760	440.9	Measured	0.058	Calculated	803.7	Measured	0.105	Calculated	490.4	Measured	0.064	Measured	7662.7	Measured	Coal	Dry bottom wall-fired	Dry Lime FGD	Low NOx Burner Technology w/ Overfire Air	Selective Catalytic Red	Baghouse	Halogenated PAC Sorbent Injection	ARP, CSNOX, CSOSG2E, CSSO2G1, MATS
MI	J H Campbell	1710	3	7/1/2025	22	1	760	367.6	Measured	0.048	Calculated	798.7	Measured	0.105	Calculated	434.1	Measured	0.057	Measured	7615.8	Measured	Coal	Dry bottom wall-fired	Dry Lime FGD	Low NOx Burner Technology w/ Overfire Air	Selective Catalytic Red	Baghouse	Halogenated PAC Sorbent Injection	ARP, CSNOX, CSOSG2E, CSSO2G1, MATS
MI	J H Campbell	1710	3	7/1/2025	23	1	759	364.7	Measured	0.047	Calculated	806.6	Measured	0.105	Calculated	392.2	Measured	0.051	Measured	7690.2	Measured	Coal	Dry bottom wall-fired	Dry Lime FGD	Low NOx Burner Technology w

MI	J H Campbell	1710	3	7/3/2025	23	1	756	365.5	Measured	0.046	Calculated	827.2	Measured	0.105	Calculated	1900.8	Measured	0.241	Measured	7887	Measured	Coal	Dry bottom wall-fired	Dry Lime FGD	Low NOx Burner Technology w/ Overfire Air	Selective Catalytic Red	Baghouse	Halogenated PAC Sorbent Injection	ARP, CSNOX, CSOSG2E, CSSO2G1, MATS
MI	J H Campbell	1710	3	7/4/2025	0	1	757	370.3	Measured	0.047	Calculated	828.6	Measured	0.105	Calculated	979.6	Measured	0.124	Measured	7900.2	Measured	Coal	Dry bottom wall-fired	Dry Lime FGD	Low NOx Burner Technology w/ Overfire Air	Selective Catalytic Red	Baghouse	Halogenated PAC Sorbent Injection	ARP, CSNOX, CSOSG2E, CSSO2G1, MATS
MI	J H Campbell	1710	3	7/4/2025	1	1	756	402.6	Measured	0.051	Calculated	822.3	Measured	0.105	Calculated	478.3	Measured	0.061	Measured	7840.4	Measured	Coal	Dry bottom wall-fired	Dry Lime FGD	Low NOx Burner Technology w/ Overfire Air	Selective Catalytic Red	Baghouse	Halogenated PAC Sorbent Injection	ARP, CSNOX, CSOSG2E, CSSO2G1, MATS
MI	J H Campbell	1710	3	7/4/2025	2	1	757	393.7	Measured	0.05	Calculated	825.3	Measured	0.105	Calculated	401.3	Measured	0.051	Measured	7869	Measured	Coal	Dry bottom wall-fired	Dry Lime FGD	Low NOx Burner Technology w/ Overfire Air	Selective Catalytic Red	Baghouse	Halogenated PAC Sorbent Injection	ARP, CSNOX, CSOSG2E, CSSO2G1, MATS
MI	J H Campbell	1710	3	7/4/2025	3	1	756	406.1	Measured	0.051	Calculated	832.4	Measured	0.105	Calculated	428.6	Measured	0.054	Measured	7936.7	Measured	Coal	Dry bottom wall-fired	Dry Lime FGD	Low NOx Burner Technology w/ Overfire Air	Selective Catalytic Red	Baghouse	Halogenated PAC Sorbent Injection	ARP, CSNOX, CSOSG2E, CSSO2G1, MATS
MI	J H Campbell	1710	3	7/4/2025	4	1	756	470.3	Measured	0.059	Calculated	835.8	Measured	0.105	Calculated	430.3	Measured	0.054	Measured	7969.1	Measured	Coal	Dry bottom wall-fired	Dry Lime FGD	Low NOx Burner Technology w/ Overfire Air	Selective Catalytic Red	Baghouse	Halogenated PAC Sorbent Injection	ARP, CSNOX, CSOSG2E, CSSO2G1, MATS
MI	J H Campbell	1710	3	7/4/2025	5	1	755	466.5	Measured	0.059	Calculated	825.6	Measured	0.105	Calculated	385.7	Measured	0.049	Measured	7871.9	Measured	Coal	Dry bottom wall-fired	Dry Lime FGD	Low NOx Burner Technology w/ Overfire Air	Selective Catalytic Red	Baghouse	Halogenated PAC Sorbent Injection	ARP, CSNOX, CSOSG2E, CSSO2G1, MATS
MI	J H Campbell	1710	3	7/4/2025	6	1	756	372.1	Measured	0.047	Calculated	833	Measured	0.105	Calculated	381.2	Measured	0.048	Measured	7942.1	Measured	Coal	Dry bottom wall-fired	Dry Lime FGD	Low NOx Burner Technology w/ Overfire Air	Selective Catalytic Red	Baghouse	Halogenated PAC Sorbent Injection	ARP, CSNOX, CSOSG2E, CSSO2G1, MATS
MI	J H Campbell	1710	3	7/4/2025	7	1	756	356.6	Measured	0.044	Calculated	842.3	Measured	0.105	Calculated	401.5	Measured	0.05	Measured	8030.8	Measured	Coal	Dry bottom wall-fired	Dry Lime FGD	Low NOx Burner Technology w/ Overfire Air	Selective Catalytic Red	Baghouse	Halogenated PAC Sorbent Injection	ARP, CSNOX, CSOSG2E, CSSO2G1, MATS
MI	J H Campbell	1710	3	7/4/2025	8	1	755	566.8	Measured	0.071	Calculated	842.2	Measured	0.105	Calculated	441.6	Measured	0.055	Measured	8029.8	Measured	Coal	Dry bottom wall-fired	Dry Lime FGD	Low NOx Burner Technology w/ Overfire Air	Selective Catalytic Red	Baghouse	Halogenated PAC Sorbent Injection	ARP, CSNOX, CSOSG2E, CSSO2G1, MATS
MI	J H Campbell	1710	3	7/4/2025	9	1	756	388.2	Measured	0.048	Calculated	848.2	Measured	0.105	Calculated	452.9	Measured	0.056	Measured	8087	Measured	Coal	Dry bottom wall-fired	Dry Lime FGD	Low NOx Burner Technology w/ Overfire Air	Selective Catalytic Red	Baghouse	Halogenated PAC Sorbent Injection	ARP, CSNOX, CSOSG2E, CSSO2G1, MATS
MI	J H Campbell	1710	3	7/4/2025	10	1	756	394.3	Measured	0.049	Calculated	836.4	Measured	0.105	Calculated	422.7	Measured	0.053	Measured	7974.7	Measured	Coal	Dry bottom wall-fired	Dry Lime FGD	Low NOx Burner Technology w/ Overfire Air	Selective Catalytic Red	Baghouse	Halogenated PAC Sorbent Injection	ARP, CSNOX, CSOSG2E, CSSO2G1, MATS
MI	J H Campbell	1710	3	7/4/2025	11	1	755	395.4	Measured	0.049	Calculated	838.8	Measured	0.105	Calculated	399.9	Measured	0.05	Measured	7997.9	Measured	Coal	Dry bottom wall-fired	Dry Lime FGD	Low NOx Burner Technology w/ Overfire Air	Selective Catalytic Red	Baghouse	Halogenated PAC Sorbent Injection	ARP, CSNOX, CSOSG2E, CSSO2G1, MATS
MI	J H Campbell	1710	3	7/4/2025	12	1	756	365.8	Measured	0.046	Calculated	835	Measured	0.105	Calculated	437.9	Measured	0.055	Measured	7961.5	Measured	Coal	Dry bottom wall-fired	Dry Lime FGD	Low NOx Burner Technology w/ Overfire Air	Selective Catalytic Red	Baghouse	Halogenated PAC Sorbent Injection	ARP, CSNOX, CSOSG2E, CSSO2G1, MATS
MI	J H Campbell	1710	3	7/4/2025	13	1	757	387	Measured	0.049	Calculated	835.8	Measured	0.105	Calculated	454.2	Measured	0.057	Measured	7969	Measured	Coal	Dry bottom wall-fired	Dry Lime FGD	Low NOx Burner Technology w/ Overfire Air	Selective Catalytic Red	Baghouse	Halogenated PAC Sorbent Injection	ARP, CSNOX, CSOSG2E, CSSO2G1, MATS
MI	J H Campbell	1710	3	7/4/2025	14	1	756	402.2	Measured	0.05	Calculated	839.9	Measured	0.105	Calculated	448.5	Measured	0.056	Measured	8008.5	Measured	Coal	Dry bottom wall-fired	Dry Lime FGD	Low NOx Burner Technology w/ Overfire Air	Selective Catalytic Red	Baghouse	Halogenated PAC Sorbent Injection	ARP, CSNOX, CSOSG2E, CSSO2G1, MATS
MI	J H Campbell	1710	3	7/4/2025	15	1	756	422.4	Measured	0.053	Calculated	831.9	Measured	0.105	Calculated	460	Measured	0.058	Measured	7931.8	Measured	Coal	Dry bottom wall-fired	Dry Lime FGD	Low NOx Burner Technology w/ Overfire Air	Selective Catalytic Red	Baghouse	Halogenated PAC Sorbent Injection	ARP, CSNOX, CSOSG2E, CSSO2G1, MATS
MI	J H Campbell	1710	3	7/4/2025	16	1	756	399	Measured	0.05	Calculated	830.7	Measured	0.105	Calculated	451.4	Measured	0.057	Measured	7920	Measured	Coal	Dry bottom wall-fired	Dry Lime FGD	Low NOx Burner Technology w/ Overfire Air	Selective Catalytic Red	Baghouse	Halogenated PAC Sorbent Injection	ARP, CSNOX, CSOSG2E, CSSO2G1, MATS
MI	J H Campbell	1710	3	7/4/2025	17	1	756	392.2	Measured	0.049	Calculated	833.7	Measured	0.105	Calculated	484.9	Measured	0.061	Measured	7948.9	Measured	Coal	Dry bottom wall-fired	Dry Lime FGD	Low NOx Burner Technology w/ Overfire Air	Selective Catalytic Red	Baghouse	Halogenated PAC Sorbent Injection	ARP, CSNOX, CSOSG2E, CSSO2G1, MATS
MI	J H Campbell	1710	3	7/4/2025	18	1	757	370.8	Measured	0.047	Calculated	829.8	Measured	0.105	Calculated	514.3	Measured	0.065	Measured	7912	Measured	Coal	Dry bottom wall-fired	Dry Lime FGD	Low NOx Burner Technology w/ Overfire Air	Selective Catalytic Red	Baghouse	Halogenated PAC Sorbent Injection	ARP, CSNOX, CSOSG2E, CSSO2G1, MATS
MI	J H Campbell	1710	3	7/4/2025	19	1	756	383.2	Measured	0.049	Calculated	825	Measured	0.105	Calculated	503.4	Measured	0.064	Measured	7866.2	Measured	Coal	Dry bottom wall-fired	Dry Lime FGD	Low NOx Burner Technology w/ Overfire Air	Selective Catalytic Red	Baghouse	Halogenated PAC Sorbent Injection	ARP, CSNOX, CSOSG2E, CSSO2G1, MATS
MI	J H Campbell	1710	3	7/4/2025	20	1	755	418.8	Measured	0.053	Calculated	825.8	Measured	0.105	Calculated	480.3	Measured	0.061	Measured	7873.7	Measured	Coal	Dry bottom wall-fired	Dry Lime FGD	Low NOx Burner Technology w/ Overfire Air	Selective Catalytic Red	Baghouse	Halogenated PAC Sorbent Injection	ARP, CSNOX, CSOSG2E, CSSO2G1, MATS
MI	J H Campbell	1710	3	7/4/2025	21	1	756	541.3	Measured	0.069	Calculated	826.1	Measured	0.105	Calculated	519.9	Measured	0.066	Measured	7876.8	Measured	Coal	Dry bottom wall-fired	Dry Lime FGD	Low NOx Burner Technology w/ Overfire Air	Selective Catalytic Red	Baghouse	Halogenated PAC Sorbent Injection	ARP, CSNOX, CSOSG2E, CSSO2G1, MATS
MI	J H Campbell	1710	3	7/4/2025	22	1	756	393.2	Measured	0.05	Calculated	828.8	Measured	0.105	Calculated	513.6	Measured	0.065	Measured	7902	Measured	Coal	Dry bottom wall-fired	Dry Lime FGD	Low NOx Burner Technology w/ Overfire Air	Selective Catalytic Red	Baghouse	Halogenated PAC Sorbent Injection	ARP, CSNOX, CSOSG2E, CSSO2G1, MATS
MI	J H Campbell	1710	3	7/4/2025	23	1	756	330.3	Measured	0.042	Calculated	820.2	Measured	0.105	Calculated	430.1	Measured	0.055	Measured	7820.8	Measured	Coal	Dry bottom wall-fired	Dry Lime FGD	Low NOx Burner Technology w/ Overfire Air	Selective Catalytic Red	Baghouse	Halogenated PAC Sorbent Injection	ARP, CSNOX, CSOSG2E, CSSO2G1, MATS
MI	J H Campbell	1710	3	7/5/2025	0	1	757	367.8	Measured	0.047	Calculated	820.6	Measured	0.105	Calculated	399	Measured	0.051	Measured	7824.4	Measured	Coal	Dry bottom wall-fired	Dry Lime FGD	Low NOx Burner Technology w/ Overfire Air	Selective Catalytic Red	Baghouse	Halogenated PAC Sorbent Injection	ARP, CSNOX, CSOSG2E, CSSO2G1, MATS
MI	J H Campbell	1710	3	7/5/2025	1	1	757	357.3	Measured	0.045	Calculated	827.5	Measured	0.105	Calculated	394.5	Measured	0.05	Measured	7890	Measured	Coal	Dry bottom wall-fired	Dry Lime FGD	Low NOx Burner Technology w/ Overfire Air	Selective Catalytic Red	Baghouse	Halogenated PAC Sorbent Injection	ARP, CSNOX, CSOSG2E, CSSO2G1, MATS
MI	J H Campbell	1710	3	7/5/2025	2	1	756	386.8	Measured	0.049	Calculated	828.4	Measured	0.105	Calculated	418.6	Measured	0.053	Measured	7898.3	Measured	Coal	Dry bottom wall-fired	Dry Lime FGD	Low NOx Burner Technology w/ Overfire Air	Selective Catalytic Red	Baghouse	Halogenated PAC Sorbent Injection	ARP, CSNOX, CSOSG2E, CSSO2G1, MATS
MI	J H Campbell	1710	3	7/5/2025	3	1	756	384.5	Measured	0.049	Calculated	820.7	Measured	0.105	Calculated	414.7	Measured	0.053	Measured	7824.9	Measured	Coal	Dry bottom wall-fired	Dry Lime FGD	Low NOx Burner Technology w/ Overfire Air	Selective Catalytic Red	Baghouse	Halogenated PAC Sorbent Injection	ARP, CSNOX, CSOSG2E, CSSO2G1, MATS
MI	J H Campbell	1710	3	7/5/2025	4	1	755	409.1	Measured	0.052	Calculated	820	Measured	0.105	Calculated	406.6	Measured	0.052	Measured	7818.5	Measured	Coal	Dry bottom wall-fired	Dry Lime FGD	Low NOx Burner Technology w/ Overfire Air	Selective Catalytic Red	Baghouse	Halogenated PAC Sorbent Injection	ARP, CSNOX, CSOSG2E, CSSO2G1, MATS
MI	J H Campbell	1710	3	7/5/2025	5	1	754	406.5	Measured	0.052	Calculated	826.1	Measured	0.105	Calculated	393.8	Measured	0.05	Measured	7876.2	Measured	Coal	Dry bottom wall-fired	Dry Lime FGD	Low NOx Burner Technology w/ Overfire Air	Selective Catalytic Red	Baghouse	Halogenated PAC Sorbent Injection	ARP, CSNOX, CSOSG2E, CSSO2G1, MATS
MI	J H Campbell	1710	3	7/5/2025	6	1	756	371.5	Measured	0.047	Calculated	826.6	Measured	0.105	Calculated	425.6	Measured	0.054	Measured	7881.4	Measured	Coal	Dry bottom wall-fired	Dry Lime FGD	Low NOx Burner Technology w/ Overfire Air	Selective Catalytic Red	Baghouse	Halogenated PAC Sorbent Injection	ARP, CSNOX, CSOSG2E, CSSO2G1, MATS
MI	J H Campbell	1710	3	7/5/2025	7	1	756	354.1	Measured	0.045	Calculated	832	Measured	0.105	Calculated	396.6	Measured	0.05	Measured	7932.7	Measured	Coal	Dry bottom wall-fired	Dry Lime FGD	Low NOx Burner Technology w/ Overfire Air	Selective Catalytic Red	Baghouse	Halogenated PAC Sorbent Injection	ARP, CSNOX, CSOSG2E, CSSO2G1, MATS
MI	J H Campbell	1710	3	7/5/2025	8	1	755	369	Measured	0.047	Calculated	825.6	Measured	0.105	Calculated	393.6	Measured	0.05	Measured	7872	Measured	Coal	Dry bottom wall-fired	Dry Lime FGD	Low NOx Burner Technology w/ Overfire Air	Selective Catalytic Red	Baghouse	Halogenated PAC Sorbent Injection	ARP, CSNOX, CSOSG2E, CSSO2G1, MATS
MI	J H Campbell	1710	3	7/5/2025	9	1	756	417.6	Measured	0.052	Calculated	834.6	Measured	0.105	Calculated	389.9	Measured	0.049	Measured	7958.1	Measured	Coal	Dry bottom wall-fired	Dry Lime FGD	Low NOx Burner Technology w/ Overfire Air	Selective Catalytic Red	Baghouse	Halogenated PAC Sorbent Injection	ARP, CSNOX, CSOSG2E, CSSO2G1, MATS
MI	J H Campbell	1710	3	7/5/2025	10	1	756	680.2	Measured	0.086	Calculated	830.6	Measured	0.105	Calculated	411.8	Measured	0.052	Measured	7919.6	Measured	Coal	Dry bottom wall-fired	Dry Lime FGD	Low NOx Burner Technology w/ Overfire Air	Selective Catalytic Red	Baghouse	Halogenated PAC Sorbent Injection	ARP, CSNOX, CSOSG2E, CSSO2G1, MATS
MI	J H Campbell	1710	3	7/5/2025	11	1	755	459.4	Measured	0.058	Calculated	824.2	Measured	0.105	Calculated	424.4	Measured	0.054	Measured	7858.4	Measured	Coal	Dry bottom wall-fired	Dry Lime FGD	Low NOx Burner Technology w/ Overfire Air	Selective Catalytic Red	Baghouse	Halogenated PAC Sorbent Injection	ARP, CSNOX, CSOSG2E, CSSO2G1, MATS
MI	J H Campbell	1710	3	7/5/2025	12	1	755	404.6	Measured	0.051	Calculated	826.4	Measured	0.105	Calculated	457	Measured	0.058	Measured	7879.7	Measured	Coal	Dry bottom wall-fired	Dry Lime FGD	Low NOx Burner Technology w/ Overfire Air	Selective Catalytic Red	Baghouse	Halogenated PAC Sorbent Injection	ARP, CSNOX, CSOSG2E, CSSO2G1, MATS
MI	J H Campbell	1710	3	7/5/2025	13	1	757	382.4	Measured	0.049	Calculated	823.3	Measured	0.105	Calculated	463.1	Measured	0.059	Measured	7849.6	Measured	Coal	Dry bottom wall-fired	Dry Lime FGD	Low NOx Burner Technology w/ Overfire Air	Selective Catalytic Red	Baghouse	Halogenated PAC Sorbent Injection	ARP, CSNOX, CSOSG2E, CSSO2G1, MATS
MI	J H Campbell	1710	3	7/5/2025	14	1	755	367.1	Measured	0.046	Calculated	828.5	Measured	0.105	Calculated	426.6	Measured	0.054	Measured	7899.8	Measured	Coal	Dry bottom wall-fired	Dry Lime FGD	Low NOx Burner Technology w/ Overfire Air	Selective Catalytic Red	Baghouse	Halogenated PAC Sorbent Injection	ARP, CSNOX, CSOSG2E, CSSO2G1, MATS
MI	J H Campbell	1710	3	7/5/2025	15	1	754	355.5	Measured	0.045	Calculated	825.6	Measured	0.105	Calculated	425.1	Measured	0.054	Measured	7871.9	Measured	Coal	Dry bottom wall-fired	Dry Lime FGD	Low NOx Burner Technology w/ Overfire Air	Selective Catalytic Red	Baghouse	Halogenated PAC Sorbent Injection	ARP, CSNOX, CSOSG2E, CSSO2G1, MATS
MI	J H Campbell	1710	3	7/5/2025	16	1	754	507	Measured	0.065	Calculated	814.4	Measured	0.105	Calculated	458.1	Measured	0.059	Measured	7764.8	Measured	Coal	Dry bottom wall-fired	Dry Lime FGD	Low NOx Burner Technology w/ Overfire Air	Selective Catalytic Red	Baghouse	Halogenated PAC Sorbent Injection	ARP, CSNOX, CSOSG2E, CSSO2G1, MATS
MI	J H Campbell	1710	3	7/5/2025	17	1	755	554.3	Measured	0.072	Calculated	805.7	Measured	0.105	Calculated	453.3	Measured	0.059	Measured	7682.5	Measured	Coal	Dry bottom wall-fired	Dry Lime FGD	Low NOx Burner Technology w/ Overfire Air	Selective Catalytic Red	Baghouse	Halogenated PAC Sorbent Injection	ARP, CSNOX, CSOSG2E, CSSO2G1, MATS
MI	J H Campbell	1710	3	7/5/2025	18	1	755	528.8	Measured	0.068	Calculated	814	Measured	0.105	Calculated	853.7	Measured	0.11	Measured	7761.1	Measured	Coal	Dry bottom wall-fired	Dry Lime FGD	Low NOx Burner Technology w/ Overfire Air	Selective Catalytic Red	Baghouse	Halogenated PAC Sorbent Injection	ARP, CSNOX, CSOSG2E, CSSO2G1, MATS
MI	J H Campbell	1710	3	7/5/2025	19	1	756	408.9	Measured	0.053	Calculated	814.4	Measured	0.105	Calculated	1273.4	Measured	0.164	Measured	7764.9	Measured	Coal	Dry bottom wall-fired	Dry Lime FGD	Low NOx Burner Technology w/ Overfire Air	Selective Catalytic Red	Baghouse	Halogenated PAC Sorbent Injection	ARP, CSNOX, CSOSG2E, CSSO2G1, MATS
MI	J H Campbell	1710	3	7/5/2025	20	1	753	358	Measured	0.046	Calculated	807.8	Measured	0.105	Calculated	700.9	Measured	0.091	Measured	7702.4	Measured	Coal	Dry bottom wall-fired	Dry Lime FGD	Low NOx Burner Technology w/ Overfire Air	Selective Catalytic Red	Baghouse	Halogenated PAC Sorbent Injection	ARP, CSNOX, CSOSG2E, CSSO2G1, MATS
MI	J H Campbell	1710	3	7/5/2025	21	1	755	335.5	Measured	0.043	Calculated	812.9	Measured	0.105	Calculated	844.8	Measured	0.109	Measured	7750.6	Measured	Coal	Dry bottom wall-fired	Dry Lime FGD	Low NOx Burner Technology w/ Overfire Air	Selective Catalytic Red	Baghouse	Halogenated PAC Sorbent Injection	ARP, CSNOX, CSOSG2E, CSSO2G1, MATS
MI	J H Campbell	1710	3	7/5/2025	22	1	755	347.8	Measured	0.045	Calculated	812.6	Measured	0.105	Calculated	689.6	Measured	0.089	Measured	7748.2	Measured	Coal	Dry bottom wall-fired	Dry Lime FGD	Low NOx Burner Technology w/ Overfire Air	Selective Catalytic Red	Baghouse	Halogenated PAC Sorbent Injection	ARP, CSNOX, CSOSG2E, CSSO2G1, MATS
MI	J H Campbell	1710	3	7/5/2025	23	1	755	403.4	Measured	0.052	Calculated	812.7	Measured	0.105	Calculated	488.2	Measured	0.063	Measured	7748.6	Measured	Coal	Dry bottom wall-fired	Dry Lime FGD	Low NOx Burner Technology w/ Overfire Air	Selective Catalytic Red	Baghouse	Halogenated PAC Sorbent Injection	ARP, CSNOX, CSOSG2E, CSSO2G1, MATS
MI	J H Campbell	1710	3	7/6/2025	0	1	756	402.2	Measured	0.052	Calculated	811.6	Measured	0.105	Calculated	441.1	Measured	0.057	Measured	7738.1	Measured	Coal	Dry bottom wall-fired	Dry Lime FGD	Low NOx Burner Technology w/ Overfire Air	Selective Catalytic Red	Baghouse	Halogenated PAC Sorbent Injection	ARP, CSNOX, CSOSG2E, CSSO2G1, MATS
MI	J H Campbell	1710	3	7/6/2025	1	1	756	379.8	Measured	0.049	Calculated	808	Measured	0.105	Calculated	423.7	Measured	0.055	Measured	7704.5	Measured	Coal	Dry bottom wall-fired	Dry Lime FGD	Low NOx Burner Technology w/ Overfire Air	Selective Catalytic Red	Baghouse	Halogenated PAC Sorbent Injection	ARP, CSNOX, CSOSG2E, CSSO2G1, MATS
MI	J H Campbell	1710	3	7/6/2025	2	1	756	357.2	Measured	0.046	Calculated	808.2	Measured	0.105	Calculated	423.8	Measured	0.055	Measured	7705.9	Measured	Coal	Dry bottom wall-fired	Dry Lime FGD	Low NOx Burner Technology w/ Overfire Air	Selective Catalytic Red	Baghouse	Halogenated PAC Sorbent Injection	ARP, CSNOX, CSOSG2E, CSSO2G1, MATS
MI	J H Campbell	1710	3	7/6/2025	3	1	754	347.2	Measured	0.045	Calculated	809	Measured	0.105	Calculated	377.9	Measured	0.049	Measured	7713.2	Measured	Coal	Dry bottom wall-fired	Dry Lime FGD	Low NOx Burner Technology w/ Overfire Air	Selective Catalytic Red	Baghouse	Halogenated PAC Sorbent Injection	ARP, CSNOX, CSOSG2E, CSSO2G1, MATS
MI	J H Campbell	1710	3	7/6/2025	4	1	754	322.3	Measured	0.042	Calculated	808.6	Measured	0.105	Calculated	377.8	Measured	0.049	Measured	7710	Measured	Coal	Dry bottom wall-fired	Dry Lime FGD	Low NOx Burner Technology w/ Overfire Air	Selective Catalytic Red	Baghouse	Halogenated PAC Sorbent Injection	ARP, CSNOX, CSOSG2E, CSSO2G1, MATS
MI	J H Campbell	1710	3	7/6/2025	5	1	755	339	Measured	0.044	Calculated	809.1	Measured	0.105	Calculated	385.7	Measured	0.05	Measured	7714.1	Measured	Coal	Dry bottom wall-fired	Dry Lime FGD	Low NOx Burner Technology w/ Overfire Air	Selective Catalytic Red	Baghouse	Halogenated PAC Sorbent Injection	ARP, CSNOX, CSOSG2E, CSSO2G1, MATS
MI	J H Campbell	1710	3	7/6/2025	6	1	756	434.2	Measured	0.056	Calculated	816.5	Measured	0.105	Calculated	404.8	Measured	0.052	Measured	7785.3	Measured	Coal	Dry bottom wall-fired	Dry Lime FGD	Low NOx Burner Technology w/ Overfire Air	Selective Catalytic Red	Baghouse	Halogenated PAC Sorbent Injection	ARP, CSNOX, CSOSG2E, CSSO2G1, MATS
MI	J H Campbell	1710	3	7/6/2025	7	1	756	406.9	Measured	0.052	Calculated	815.6	Measured	0.105	Calculated	412.2	Measured	0.053	Measured	7776.8	Measured	Coal	Dry bottom wall-fired	Dry Lime FGD	Low NOx Burner Technology w/ Overfire Air	Selective Catalytic Red	Baghouse	Halogenated PAC Sorbent Injection	ARP, CSNOX, CSOSG2E, CSSO2G1, MATS
MI	J H Campbell	1710	3	7/6/2025	8	1	754	372.7	Measured	0.048	Calculated	813.2	Measured	0.105	Calculated	372.2	Measured	0.048	Measured	7753.6	Measured	Coal	Dry bottom wall-fired	Dry Lime FGD	Low NOx Burner Technology w/ Overfire Air	Selective Catalytic Red	Baghouse	Halogenated PAC Sorbent Injection	ARP, CSNOX, CSOSG2E, CSSO2G1, MATS
MI	J H Campbell	1710	3	7/6/2025	9	1	756	380.5	Measured	0.049	Calculated	816.5	Measured	0.105	Calculated	373.7	Measured	0.048	Measured	7785.3	Measured	Coal	Dry bottom wall-fired	Dry Lime FGD	Low NOx Burner Technology w/ Overfire Air	Selective Catalytic Red	Baghouse	Halogenated PAC Sorbent Injection	ARP, CSNOX, CSOSG2E, CSSO2G1, MATS
MI	J H Campbell	1710	3	7/6/2025	10	1	756	352.8	Measured	0.045	Calculated	814.6	Measured	0.105	Calculated	403.9	Measured	0.052	Measured	7767.1	Measured	Coal	Dry bottom wall-fired	Dry Lime FGD	Low NOx Burner Technology w/ Overfire Air	Selective Catalytic Red	Baghouse	Halogenated PAC Sorbent Injection	ARP, CSNOX, CSOSG2E, CSSO2G1, MATS
MI	J H Campbell	1710	3	7/6/2025	11	1	755	451.2	Measured	0.058	Calculated	820.6	Measured	0.105	Calculated	406.9	Measured	0.052	Measured	7824.5	Measured	Coal	Dry bottom wall-fired	Dry Lime FGD	Low NOx Burner Technology w/ Overfire Air	Selective Catalytic Red	Baghouse	Halogenated PAC Sorbent Injection	ARP, CSNOX, CSOSG2E, CSSO2G1, MATS
MI	J H Campbell	1710	3	7/6/2025	12	1	755	317.6	Measured	0.041	Calculated	814.4	Measured	0.105	Calculated	372.7	Measured	0.048	Measured	7765.3	Measured	Coal	Dry bottom wall-fired	Dry Lime FGD	Low NOx Burner Technology w/ Overfire Air	Selective Catalytic Red	Baghouse	Halogenated PAC Sorbent Injection	ARP, CSNOX, CSOSG2E, CSSO2G1, MATS
MI	J H Campbell	1710	3	7/6/2025	13	1	756	323.3	Measured	0.042	Calculated	813.1	Measured	0.105	Calculated	379.9	Measured	0.049	Measured	7752.4	Measured	Coal	Dry bottom wall-fired	Dry Lime FGD	Low NOx Burner Technology w/ Overfire Air	Selective Catalytic Red	Baghouse	Halogenated PAC Sorbent Injection	ARP, CSNOX, CSOSG2E, CSSO2G1, MATS
MI	J H Campbell	1710	3	7/6/2025	14	1	755	506.5	Measured	0.066	Calculated	809.8	Measured	0.105	Calculated	393.8	Measured	0.051	Measured	7720.9	Measured	Coal	Dry bottom wall-fired	Dry Lime FGD	Low NOx Burner Technology w/ Overfire Air	Selective Catalytic Red	Baghouse	Halogenated PAC Sorbent Injection	ARP, CSNOX, CSOSG2E, CSSO2G1, MATS
MI	J H Campbell	1710	3	7/6/2025	15	1	755	366.8	Measured	0.047	Calculated	813.7	Measured	0.105	Calculated	411.2	Measured	0.053	Measured	7758.1	Measured	Coal	Dry bottom wall-fired	Dry Lime FGD	Low NOx Burner Technology w/ Overfire Air	Selective Catalytic Red	Baghouse	Halogenated PAC Sorbent Injection	ARP, CSNOX, CSOSG2E, CSSO2G1, MATS
MI	J H Campbell	1710	3	7/6/2025	16	1	755	447	Measured	0.057	Calculated	816.8	Measured	0.105	Calculated	428.3	Measured	0.055	Measured	7787.7	Measured	Coal	Dry bottom wall-fired	Dry Lime FGD	Low NOx Burner Technology w/ Overfire Air	Selective Catalytic Red	Baghouse	Halogenated PAC Sorbent Injection	ARP, CSNOX, CSOSG2E, CSSO2G1, MATS
MI	J H Campbell	1710	3	7/6/2025	17	1	754	393.7	Measured	0.051	Calculated	809.8	Measured	0.105	Calculated	424.6	Measured	0.055	Measured	7720.9	Measured	Coal	Dry bottom wall-fired	Dry Lime FGD	Low NOx Burner Technology w/ Overfire Air	Selective Catalytic Red	Baghouse	Halogenated PAC Sorbent Injection	ARP, CSNOX, CSOSG2E, CSSO2G1, MATS
MI	J H Campbell	1710	3	7/6/2025	18	1	755	373.4	Measured	0.048	Calculated	810.1	Measured	0.105	Calculated	409.4	Measured	0.053	Measured	7724.5	Measured	Coal	Dry bottom wall-fired	Dry Lime FGD	Low NOx Burner Technology w/ Overfire Air	Selective Catalytic Red	Baghouse	Halogenated PAC Sorbent Injection	ARP, CSNOX, CSOSG2E, CSSO2G1, MATS
MI	J H Campbell	1710	3	7/6/2025	19	1	755	378	Measured	0.049	Calculated	811.3	Measured	0.105	Calculated	417.7	Measured	0.054	Measured	7735.8	Measured	Coal	Dry bottom wall-fired	Dry Lime FGD	Low NOx Burner Technology w/ Overfire Air	Selective Catalytic Red	Baghouse	Halogenated PAC Sorbent Injection	ARP, CSNOX, CSOSG2E, CSSO2G1, MATS
MI	J H Campbell	1710	3	7/6/2025	20	1	754	374.5	Measured	0.048	Calculated	812.4	Measured	0.105	Calculated	426	Measured	0.055	Measured	7746.3	Measured	Coal	Dry bottom wall-fired	Dry Lime FGD	Low NOx Burner Technology w/ Overfire Air	Selective Catalytic Red	Baghouse	Halogenated PAC Sorbent Injection	ARP, CSNOX, CSOSG2E, CSSO2G1, MATS
MI	J H Campbell	1710	3	7/6/2025	21	1	754	394.8	Measured	0.051	Calculated	811.9	Measured	0.105	Calculated	394.8	Measured	0.051	Measured	7741.6	Measured	Coal	Dry bottom wall-fired	Dry Lime FGD

MI	J H Campbell	1710	3	7/8/2025	22	1	759	339.3	Measured	0.044	Calculated	805.6	Measured	0.105	Calculated	476.2	Measured	0.062	Measured	7680.8	Measured	Coal	Dry bottom wall-fired	Dry Lime FGD	Low NOx Burner Technology w/ Overfire Air	Selective Catalytic Red	Baghouse	Halogenated PAC Sorbent Injection	ARP, CSNOX, CSOSG2E, CSSO2G1, MATS
MI	J H Campbell	1710	3	7/8/2025	23	1	616	201.2	Measured	0.031	Calculated	684.5	Measured	0.105	Calculated	404.6	Measured	0.062	Measured	6526.4	Measured	Coal	Dry bottom wall-fired	Dry Lime FGD	Low NOx Burner Technology w/ Overfire Air	Selective Catalytic Red	Baghouse	Halogenated PAC Sorbent Injection	ARP, CSNOX, CSOSG2E, CSSO2G1, MATS
MI	J H Campbell	1710	3	7/9/2025	0	1	603	280.4	Measured	0.043	Calculated	688.6	Measured	0.105	Calculated	741.9	Measured	0.113	Measured	6565.3	Measured	Coal	Dry bottom wall-fired	Dry Lime FGD	Low NOx Burner Technology w/ Overfire Air	Selective Catalytic Red	Baghouse	Halogenated PAC Sorbent Injection	ARP, CSNOX, CSOSG2E, CSSO2G1, MATS
MI	J H Campbell	1710	3	7/9/2025	1	1	603	263.2	Measured	0.04	Calculated	687.3	Measured	0.105	Calculated	314.5	Measured	0.048	Measured	6552.9	Measured	Coal	Dry bottom wall-fired	Dry Lime FGD	Low NOx Burner Technology w/ Overfire Air	Selective Catalytic Red	Baghouse	Halogenated PAC Sorbent Injection	ARP, CSNOX, CSOSG2E, CSSO2G1, MATS
MI	J H Campbell	1710	3	7/9/2025	2	1	603	255.1	Measured	0.039	Calculated	690.4	Measured	0.105	Calculated	309.4	Measured	0.047	Measured	6583.2	Measured	Coal	Dry bottom wall-fired	Dry Lime FGD	Low NOx Burner Technology w/ Overfire Air	Selective Catalytic Red	Baghouse	Halogenated PAC Sorbent Injection	ARP, CSNOX, CSOSG2E, CSSO2G1, MATS
MI	J H Campbell	1710	3	7/9/2025	3	1	602	265.1	Measured	0.04	Calculated	692.4	Measured	0.105	Calculated	303.7	Measured	0.046	Measured	6601.6	Measured	Coal	Dry bottom wall-fired	Dry Lime FGD	Low NOx Burner Technology w/ Overfire Air	Selective Catalytic Red	Baghouse	Halogenated PAC Sorbent Injection	ARP, CSNOX, CSOSG2E, CSSO2G1, MATS
MI	J H Campbell	1710	3	7/9/2025	4	1	621	277.3	Measured	0.041	Calculated	709.3	Measured	0.105	Calculated	385.5	Measured	0.057	Measured	6763	Measured	Coal	Dry bottom wall-fired	Dry Lime FGD	Low NOx Burner Technology w/ Overfire Air	Selective Catalytic Red	Baghouse	Halogenated PAC Sorbent Injection	ARP, CSNOX, CSOSG2E, CSSO2G1, MATS
MI	J H Campbell	1710	3	7/9/2025	5	1	631	290.2	Measured	0.042	Calculated	728.8	Measured	0.105	Calculated	375.3	Measured	0.054	Measured	6949.3	Measured	Coal	Dry bottom wall-fired	Dry Lime FGD	Low NOx Burner Technology w/ Overfire Air	Selective Catalytic Red	Baghouse	Halogenated PAC Sorbent Injection	ARP, CSNOX, CSOSG2E, CSSO2G1, MATS
MI	J H Campbell	1710	3	7/9/2025	6	1	658	343.4	Measured	0.048	Calculated	752.2	Measured	0.105	Calculated	437.5	Measured	0.061	Measured	7172.5	Measured	Coal	Dry bottom wall-fired	Dry Lime FGD	Low NOx Burner Technology w/ Overfire Air	Selective Catalytic Red	Baghouse	Halogenated PAC Sorbent Injection	ARP, CSNOX, CSOSG2E, CSSO2G1, MATS
MI	J H Campbell	1710	3	7/9/2025	7	1	752	272.7	Measured	0.035	Calculated	827.4	Measured	0.105	Calculated	591.7	Measured	0.075	Measured	7889.2	Measured	Coal	Dry bottom wall-fired	Dry Lime FGD	Low NOx Burner Technology w/ Overfire Air	Selective Catalytic Red	Baghouse	Halogenated PAC Sorbent Injection	ARP, CSNOX, CSOSG2E, CSSO2G1, MATS
MI	J H Campbell	1710	3	7/9/2025	8	1	759	207.1	Measured	0.026	Calculated	827.4	Measured	0.105	Calculated	394.4	Measured	0.05	Measured	7888.9	Measured	Coal	Dry bottom wall-fired	Dry Lime FGD	Low NOx Burner Technology w/ Overfire Air	Selective Catalytic Red	Baghouse	Halogenated PAC Sorbent Injection	ARP, CSNOX, CSOSG2E, CSSO2G1, MATS
MI	J H Campbell	1710	3	7/9/2025	9	1	759	268.8	Measured	0.034	Calculated	821.9	Measured	0.105	Calculated	391.8	Measured	0.05	Measured	7836.6	Measured	Coal	Dry bottom wall-fired	Dry Lime FGD	Low NOx Burner Technology w/ Overfire Air	Selective Catalytic Red	Baghouse	Halogenated PAC Sorbent Injection	ARP, CSNOX, CSOSG2E, CSSO2G1, MATS
MI	J H Campbell	1710	3	7/9/2025	10	1	759	338.4	Measured	0.043	Calculated	817.6	Measured	0.105	Calculated	389.8	Measured	0.05	Measured	7795.5	Measured	Coal	Dry bottom wall-fired	Dry Lime FGD	Low NOx Burner Technology w/ Overfire Air	Selective Catalytic Red	Baghouse	Halogenated PAC Sorbent Injection	ARP, CSNOX, CSOSG2E, CSSO2G1, MATS
MI	J H Campbell	1710	3	7/9/2025	11	1	758	273.3	Measured	0.035	Calculated	816.8	Measured	0.105	Calculated	342.7	Measured	0.044	Measured	7787.9	Measured	Coal	Dry bottom wall-fired	Dry Lime FGD	Low NOx Burner Technology w/ Overfire Air	Selective Catalytic Red	Baghouse	Halogenated PAC Sorbent Injection	ARP, CSNOX, CSOSG2E, CSSO2G1, MATS
MI	J H Campbell	1710	3	7/9/2025	12	1	759	223.7	Measured	0.029	Calculated	811.1	Measured	0.105	Calculated	324.8	Measured	0.042	Measured	7733.2	Measured	Coal	Dry bottom wall-fired	Dry Lime FGD	Low NOx Burner Technology w/ Overfire Air	Selective Catalytic Red	Baghouse	Halogenated PAC Sorbent Injection	ARP, CSNOX, CSOSG2E, CSSO2G1, MATS
MI	J H Campbell	1710	3	7/9/2025	13	1	760	216	Measured	0.028	Calculated	813.6	Measured	0.105	Calculated	349.1	Measured	0.045	Measured	7757.8	Measured	Coal	Dry bottom wall-fired	Dry Lime FGD	Low NOx Burner Technology w/ Overfire Air	Selective Catalytic Red	Baghouse	Halogenated PAC Sorbent Injection	ARP, CSNOX, CSOSG2E, CSSO2G1, MATS
MI	J H Campbell	1710	3	7/9/2025	14	1	759	257.3	Measured	0.033	Calculated	811.7	Measured	0.105	Calculated	363.7	Measured	0.047	Measured	7739	Measured	Coal	Dry bottom wall-fired	Dry Lime FGD	Low NOx Burner Technology w/ Overfire Air	Selective Catalytic Red	Baghouse	Halogenated PAC Sorbent Injection	ARP, CSNOX, CSOSG2E, CSSO2G1, MATS
MI	J H Campbell	1710	3	7/9/2025	15	1	758	550.7	Measured	0.071	Calculated	813.5	Measured	0.105	Calculated	364.6	Measured	0.047	Measured	7756.8	Measured	Coal	Dry bottom wall-fired	Dry Lime FGD	Low NOx Burner Technology w/ Overfire Air	Selective Catalytic Red	Baghouse	Halogenated PAC Sorbent Injection	ARP, CSNOX, CSOSG2E, CSSO2G1, MATS
MI	J H Campbell	1710	3	7/9/2025	16	1	757	363.1	Measured	0.047	Calculated	812.3	Measured	0.105	Calculated	340.8	Measured	0.044	Measured	7744.8	Measured	Coal	Dry bottom wall-fired	Dry Lime FGD	Low NOx Burner Technology w/ Overfire Air	Selective Catalytic Red	Baghouse	Halogenated PAC Sorbent Injection	ARP, CSNOX, CSOSG2E, CSSO2G1, MATS
MI	J H Campbell	1710	3	7/9/2025	17	1	758	351.9	Measured	0.045	Calculated	815.1	Measured	0.105	Calculated	342	Measured	0.044	Measured	7771.6	Measured	Coal	Dry bottom wall-fired	Dry Lime FGD	Low NOx Burner Technology w/ Overfire Air	Selective Catalytic Red	Baghouse	Halogenated PAC Sorbent Injection	ARP, CSNOX, CSOSG2E, CSSO2G1, MATS
MI	J H Campbell	1710	3	7/9/2025	18	1	759	428.6	Measured	0.055	Calculated	818.4	Measured	0.105	Calculated	374.5	Measured	0.048	Measured	7803.1	Measured	Coal	Dry bottom wall-fired	Dry Lime FGD	Low NOx Burner Technology w/ Overfire Air	Selective Catalytic Red	Baghouse	Halogenated PAC Sorbent Injection	ARP, CSNOX, CSOSG2E, CSSO2G1, MATS
MI	J H Campbell	1710	3	7/9/2025	19	1	759	442.1	Measured	0.057	Calculated	816.3	Measured	0.105	Calculated	396.9	Measured	0.051	Measured	7783	Measured	Coal	Dry bottom wall-fired	Dry Lime FGD	Low NOx Burner Technology w/ Overfire Air	Selective Catalytic Red	Baghouse	Halogenated PAC Sorbent Injection	ARP, CSNOX, CSOSG2E, CSSO2G1, MATS
MI	J H Campbell	1710	3	7/9/2025	20	1	758	385.5	Measured	0.05	Calculated	815.7	Measured	0.105	Calculated	373.3	Measured	0.048	Measured	7777.1	Measured	Coal	Dry bottom wall-fired	Dry Lime FGD	Low NOx Burner Technology w/ Overfire Air	Selective Catalytic Red	Baghouse	Halogenated PAC Sorbent Injection	ARP, CSNOX, CSOSG2E, CSSO2G1, MATS
MI	J H Campbell	1710	3	7/9/2025	21	1	759	366.6	Measured	0.047	Calculated	815.4	Measured	0.105	Calculated	373.2	Measured	0.048	Measured	7774.5	Measured	Coal	Dry bottom wall-fired	Dry Lime FGD	Low NOx Burner Technology w/ Overfire Air	Selective Catalytic Red	Baghouse	Halogenated PAC Sorbent Injection	ARP, CSNOX, CSOSG2E, CSSO2G1, MATS
MI	J H Campbell	1710	3	7/9/2025	22	1	758	349.5	Measured	0.045	Calculated	814.3	Measured	0.105	Calculated	357.2	Measured	0.046	Measured	7764.4	Measured	Coal	Dry bottom wall-fired	Dry Lime FGD	Low NOx Burner Technology w/ Overfire Air	Selective Catalytic Red	Baghouse	Halogenated PAC Sorbent Injection	ARP, CSNOX, CSOSG2E, CSSO2G1, MATS
MI	J H Campbell	1710	3	7/9/2025	23	1	758	364.1	Measured	0.047	Calculated	814.4	Measured	0.105	Calculated	357.2	Measured	0.046	Measured	7764.8	Measured	Coal	Dry bottom wall-fired	Dry Lime FGD	Low NOx Burner Technology w/ Overfire Air	Selective Catalytic Red	Baghouse	Halogenated PAC Sorbent Injection	ARP, CSNOX, CSOSG2E, CSSO2G1, MATS
MI	J H Campbell	1710	3	########	0	1	759	398.6	Measured	0.051	Calculated	812.6	Measured	0.105	Calculated	379.7	Measured	0.049	Measured	7748	Measured	Coal	Dry bottom wall-fired	Dry Lime FGD	Low NOx Burner Technology w/ Overfire Air	Selective Catalytic Red	Baghouse	Halogenated PAC Sorbent Injection	ARP, CSNOX, CSOSG2E, CSSO2G1, MATS
MI	J H Campbell	1710	3	########	1	1	758	410.4	Measured	0.054	Calculated	804.3	Measured	0.105	Calculated	352.8	Measured	0.046	Measured	7668.5	Measured	Coal	Dry bottom wall-fired	Dry Lime FGD	Low NOx Burner Technology w/ Overfire Air	Selective Catalytic Red	Baghouse	Halogenated PAC Sorbent Injection	ARP, CSNOX, CSOSG2E, CSSO2G1, MATS
MI	J H Campbell	1710	3	########	2	1	758	412.9	Measured	0.054	Calculated	801	Measured	0.105	Calculated	320.8	Measured	0.042	Measured	7637.6	Measured	Coal	Dry bottom wall-fired	Dry Lime FGD	Low NOx Burner Technology w/ Overfire Air	Selective Catalytic Red	Baghouse	Halogenated PAC Sorbent Injection	ARP, CSNOX, CSOSG2E, CSSO2G1, MATS
MI	J H Campbell	1710	3	########	3	1	757	430.8	Measured	0.056	Calculated	807	Measured	0.105	Calculated	323.2	Measured	0.042	Measured	7694.1	Measured	Coal	Dry bottom wall-fired	Dry Lime FGD	Low NOx Burner Technology w/ Overfire Air	Selective Catalytic Red	Baghouse	Halogenated PAC Sorbent Injection	ARP, CSNOX, CSOSG2E, CSSO2G1, MATS
MI	J H Campbell	1710	3	########	4	1	757	378.4	Measured	0.049	Calculated	805.1	Measured	0.105	Calculated	314.7	Measured	0.041	Measured	7676.4	Measured	Coal	Dry bottom wall-fired	Dry Lime FGD	Low NOx Burner Technology w/ Overfire Air	Selective Catalytic Red	Baghouse	Halogenated PAC Sorbent Injection	ARP, CSNOX, CSOSG2E, CSSO2G1, MATS
MI	J H Campbell	1710	3	########	5	1	757	397.8	Measured	0.052	Calculated	802.7	Measured	0.105	Calculated	306.2	Measured	0.04	Measured	7653.8	Measured	Coal	Dry bottom wall-fired	Dry Lime FGD	Low NOx Burner Technology w/ Overfire Air	Selective Catalytic Red	Baghouse	Halogenated PAC Sorbent Injection	ARP, CSNOX, CSOSG2E, CSSO2G1, MATS
MI	J H Campbell	1710	3	########	6	1	758	529.2	Measured	0.068	Calculated	813.8	Measured	0.105	Calculated	302.6	Measured	0.039	Measured	7759.2	Measured	Coal	Dry bottom wall-fired	Dry Lime FGD	Low NOx Burner Technology w/ Overfire Air	Selective Catalytic Red	Baghouse	Halogenated PAC Sorbent Injection	ARP, CSNOX, CSOSG2E, CSSO2G1, MATS
MI	J H Campbell	1710	3	########	7	1	757	435.1	Measured	0.056	Calculated	813.7	Measured	0.105	Calculated	302.6	Measured	0.039	Measured	7758.3	Measured	Coal	Dry bottom wall-fired	Dry Lime FGD	Low NOx Burner Technology w/ Overfire Air	Selective Catalytic Red	Baghouse	Halogenated PAC Sorbent Injection	ARP, CSNOX, CSOSG2E, CSSO2G1, MATS
MI	J H Campbell	1710	3	########	8	1	758	393.5	Measured	0.051	Calculated	809.2	Measured	0.105	Calculated	300.9	Measured	0.039	Measured	7715.9	Measured	Coal	Dry bottom wall-fired	Dry Lime FGD	Low NOx Burner Technology w/ Overfire Air	Selective Catalytic Red	Baghouse	Halogenated PAC Sorbent Injection	ARP, CSNOX, CSOSG2E, CSSO2G1, MATS
MI	J H Campbell	1710	3	########	9	1	759	355.6	Measured	0.046	Calculated	804.7	Measured	0.105	Calculated	445	Measured	0.058	Measured	7672.2	Measured	Coal	Dry bottom wall-fired	Dry Lime FGD	Low NOx Burner Technology w/ Overfire Air	Selective Catalytic Red	Baghouse	Halogenated PAC Sorbent Injection	ARP, CSNOX, CSOSG2E, CSSO2G1, MATS
MI	J H Campbell	1710	3	########	10	1	759	385.1	Measured	0.05	Calculated	808.8	Measured	0.105	Calculated	416.4	Measured	0.054	Measured	7712	Measured	Coal	Dry bottom wall-fired	Dry Lime FGD	Low NOx Burner Technology w/ Overfire Air	Selective Catalytic Red	Baghouse	Halogenated PAC Sorbent Injection	ARP, CSNOX, CSOSG2E, CSSO2G1, MATS
MI	J H Campbell	1710	3	########	11	1	758	358.2	Measured	0.046	Calculated	808.2	Measured	0.105	Calculated	416.1	Measured	0.054	Measured	7706.3	Measured	Coal	Dry bottom wall-fired	Dry Lime FGD	Low NOx Burner Technology w/ Overfire Air	Selective Catalytic Red	Baghouse	Halogenated PAC Sorbent Injection	ARP, CSNOX, CSOSG2E, CSSO2G1, MATS
MI	J H Campbell	1710	3	########	12	1	756	352.1	Measured	0.045	Calculated	815.4	Measured	0.105	Calculated	435.4	Measured	0.056	Measured	7774.9	Measured	Coal	Dry bottom wall-fired	Dry Lime FGD	Low NOx Burner Technology w/ Overfire Air	Selective Catalytic Red	Baghouse	Halogenated PAC Sorbent Injection	ARP, CSNOX, CSOSG2E, CSSO2G1, MATS
MI	J H Campbell	1710	3	########	13	1	757	353.9	Measured	0.045	Calculated	817	Measured	0.105	Calculated	366.1	Measured	0.047	Measured	7790.3	Measured	Coal	Dry bottom wall-fired	Dry Lime FGD	Low NOx Burner Technology w/ Overfire Air	Selective Catalytic Red	Baghouse	Halogenated PAC Sorbent Injection	ARP, CSNOX, CSOSG2E, CSSO2G1, MATS
MI	J H Campbell	1710	3	########	14	1	757	437.3	Measured	0.056	Calculated	817.2	Measured	0.105	Calculated	319.5	Measured	0.041	Measured	7791.6	Measured	Coal	Dry bottom wall-fired	Dry Lime FGD	Low NOx Burner Technology w/ Overfire Air	Selective Catalytic Red	Baghouse	Halogenated PAC Sorbent Injection	ARP, CSNOX, CSOSG2E, CSSO2G1, MATS
MI	J H Campbell	1710	3	########	15	1	757	382.6	Measured	0.049	Calculated	817.6	Measured	0.105	Calculated	304	Measured	0.039	Measured	7796	Measured	Coal	Dry bottom wall-fired	Dry Lime FGD	Low NOx Burner Technology w/ Overfire Air	Selective Catalytic Red	Baghouse	Halogenated PAC Sorbent Injection	ARP, CSNOX, CSOSG2E, CSSO2G1, MATS
MI	J H Campbell	1710	3	########	16	1	757	349.5	Measured	0.045	Calculated	814	Measured	0.105	Calculated	326	Measured	0.042	Measured	7761.2	Measured	Coal	Dry bottom wall-fired	Dry Lime FGD	Low NOx Burner Technology w/ Overfire Air	Selective Catalytic Red	Baghouse	Halogenated PAC Sorbent Injection	ARP, CSNOX, CSOSG2E, CSSO2G1, MATS
MI	J H Campbell	1710	3	########	17	1	758	362.9	Measured	0.047	Calculated	816.6	Measured	0.105	Calculated	342.6	Measured	0.044	Measured	7785.8	Measured	Coal	Dry bottom wall-fired	Dry Lime FGD	Low NOx Burner Technology w/ Overfire Air	Selective Catalytic Red	Baghouse	Halogenated PAC Sorbent Injection	ARP, CSNOX, CSOSG2E, CSSO2G1, MATS
MI	J H Campbell	1710	3	########	18	1	758	380.1	Measured	0.049	Calculated	811.3	Measured	0.105	Calculated	379.1	Measured	0.049	Measured	7735.8	Measured	Coal	Dry bottom wall-fired	Dry Lime FGD	Low NOx Burner Technology w/ Overfire Air	Selective Catalytic Red	Baghouse	Halogenated PAC Sorbent Injection	ARP, CSNOX, CSOSG2E, CSSO2G1, MATS
MI	J H Campbell	1710	3	########	19	1	758	387.7	Measured	0.05	Calculated	810.1	Measured	0.105	Calculated	324.4	Measured	0.042	Measured	7723.7	Measured	Coal	Dry bottom wall-fired	Dry Lime FGD	Low NOx Burner Technology w/ Overfire Air	Selective Catalytic Red	Baghouse	Halogenated PAC Sorbent Injection	ARP, CSNOX, CSOSG2E, CSSO2G1, MATS
MI	J H Campbell	1710	3	########	20	1	757	387.5	Measured	0.05	Calculated	805.3	Measured	0.105	Calculated	299.5	Measured	0.039	Measured	7676.8	Measured	Coal	Dry bottom wall-fired	Dry Lime FGD	Low NOx Burner Technology w/ Overfire Air	Selective Catalytic Red	Baghouse	Halogenated PAC Sorbent Injection	ARP, CSNOX, CSOSG2E, CSSO2G1, MATS
MI	J H Campbell	1710	3	########	21	1	757	379.5	Measured	0.049	Calculated	810.1	Measured	0.105	Calculated	316.7	Measured	0.041	Measured	7723.8	Measured	Coal	Dry bottom wall-fired	Dry Lime FGD	Low NOx Burner Technology w/ Overfire Air	Selective Catalytic Red	Baghouse	Halogenated PAC Sorbent Injection	ARP, CSNOX, CSOSG2E, CSSO2G1, MATS
MI	J H Campbell	1710	3	########	22	1	757	387	Measured	0.05	Calculated	808.5	Measured	0.105	Calculated	400.9	Measured	0.052	Measured	7708.7	Measured	Coal	Dry bottom wall-fired	Dry Lime FGD	Low NOx Burner Technology w/ Overfire Air	Selective Catalytic Red	Baghouse	Halogenated PAC Sorbent Injection	ARP, CSNOX, CSOSG2E, CSSO2G1, MATS
MI	J H Campbell	1710	3	########	23	1	757	418.1	Measured	0.054	Calculated	805.4	Measured	0.105	Calculated	399.3	Measured	0.052	Measured	7679.3	Measured	Coal	Dry bottom wall-fired	Dry Lime FGD	Low NOx Burner Technology w/ Overfire Air	Selective Catalytic Red	Baghouse	Halogenated PAC Sorbent Injection	ARP, CSNOX, CSOSG2E, CSSO2G1, MATS
MI	J H Campbell	1710	3	########	0	1	757	401.5	Measured	0.052	Calculated	804.8	Measured	0.105	Calculated	391.4	Measured	0.051	Measured	7673.6	Measured	Coal	Dry bottom wall-fired	Dry Lime FGD	Low NOx Burner Technology w/ Overfire Air	Selective Catalytic Red	Baghouse	Halogenated PAC Sorbent Injection	ARP, CSNOX, CSOSG2E, CSSO2G1, MATS
MI	J H Campbell	1710	3	########	1	1	758	375	Measured	0.049	Calculated	804.9	Measured	0.105	Calculated	414.4	Measured	0.054	Measured	7674.2	Measured	Coal	Dry bottom wall-fired	Dry Lime FGD	Low NOx Burner Technology w/ Overfire Air	Selective Catalytic Red	Baghouse	Halogenated PAC Sorbent Injection	ARP, CSNOX, CSOSG2E, CSSO2G1, MATS
MI	J H Campbell	1710	3	########	2	1	757	358	Measured	0.046	Calculated	814.9	Measured	0.105	Calculated	419.6	Measured	0.054	Measured	7770.2	Measured	Coal	Dry bottom wall-fired	Dry Lime FGD	Low NOx Burner Technology w/ Overfire Air	Selective Catalytic Red	Baghouse	Halogenated PAC Sorbent Injection	ARP, CSNOX, CSOSG2E, CSSO2G1, MATS
MI	J H Campbell	1710	3	########	3	1	756	361.3	Measured	0.047	Calculated	813	Measured	0.105	Calculated	418.6	Measured	0.054	Measured	7751.6	Measured	Coal	Dry bottom wall-fired	Dry Lime FGD	Low NOx Burner Technology w/ Overfire Air	Selective Catalytic Red	Baghouse	Halogenated PAC Sorbent Injection	ARP, CSNOX, CSOSG2E, CSSO2G1, MATS
MI	J H Campbell	1710	3	########	4	1	756	401	Measured	0.052	Calculated	810.7	Measured	0.105	Calculated	409.7	Measured	0.053	Measured	7730	Measured	Coal	Dry bottom wall-fired	Dry Lime FGD	Low NOx Burner Technology w/ Overfire Air	Selective Catalytic Red	Baghouse	Halogenated PAC Sorbent Injection	ARP, CSNOX, CSOSG2E, CSSO2G1, MATS
MI	J H Campbell	1710	3	########	5	1	756	381.7	Measured	0.049	Calculated	812.9	Measured	0.105	Calculated	372.1	Measured	0.048	Measured	7751.2	Measured	Coal	Dry bottom wall-fired	Dry Lime FGD	Low NOx Burner Technology w/ Overfire Air	Selective Catalytic Red	Baghouse	Halogenated PAC Sorbent Injection	ARP, CSNOX, CSOSG2E, CSSO2G1, MATS
MI	J H Campbell	1710	3	########	6	1	758	353.5	Measured	0.046	Calculated	814	Measured	0.105	Calculated	395.8	Measured	0.051	Measured	7761.2	Measured	Coal	Dry bottom wall-fired	Dry Lime FGD	Low NOx Burner Technology w/ Overfire Air	Selective Catalytic Red	Baghouse	Halogenated PAC Sorbent Injection	ARP, CSNOX, CSOSG2E, CSSO2G1, MATS
MI	J H Campbell	1710	3	########	7	1	757	363.1	Measured	0.047	Calculated	803.1	Measured	0.105	Calculated	390.5	Measured	0.051	Measured	7657.3	Measured	Coal	Dry bottom wall-fired	Dry Lime FGD	Low NOx Burner Technology w/ Overfire Air	Selective Catalytic Red	Baghouse	Halogenated PAC Sorbent Injection	ARP, CSNOX, CSOSG2E, CSSO2G1, MATS
MI	J H Campbell	1710	3	########	8	1	757	968.3	Measured	0.127	Calculated	796.6	Measured	0.105	Calculated	660.8	Measured	0.087	Measured	7594.9	Measured	Coal	Dry bottom wall-fired	Dry Lime FGD	Low NOx Burner Technology w/ Overfire Air	Selective Catalytic Red	Baghouse	Halogenated PAC Sorbent Injection	ARP, CSNOX, CSOSG2E, CSSO2G1, MATS
MI	J H Campbell	1710	3	########	9	1	758	825.5	Measured	0.11	Calculated	790.1	Measured	0.105	Calculated	549.9	Measured	0.073	Measured	7533.4	Measured	Coal	Dry bottom wall-fired	Dry Lime FGD	Low NOx Burner Technology w/ Overfire Air	Selective Catalytic Red	Baghouse	Halogenated PAC Sorbent Injection	ARP, CSNOX, CSOSG2E, CSSO2G1, MATS
MI	J H Campbell	1710	3	########	10	1	758	801.8	Measured	0.106	Calculated	790.5	Measured	0.105	Calculated	572.9	Measured	0.076	Measured	7537.6	Measured	Coal	Dry bottom wall-fired	Dry Lime FGD	Low NOx Burner Technology w/ Overfire Air	Selective Catalytic Red	Baghouse	Halogenated PAC Sorbent Injection	ARP, CSNOX, CSOSG2E, CSSO2G1, MATS
MI	J H Campbell	1710	3	########	11	1	698	725.9	Measured	0.103	Calculated	739.8	Measured	0.105	Calculated	409.1	Measured	0.058	Measured	7053.7	Measured	Coal	Dry bottom wall-fired	Dry Lime FGD	Low NOx Burner Technology w/ Overfire Air	Selective Catalytic Red	Baghouse	Halogenated PAC Sorbent Injection	ARP, CSNOX, CSOSG2E, CSSO2G1, MATS
MI	J H Campbell	1710	3	########	12	1	666	692.3	Measured	0.102	Calculated	715	Measured	0.105	Calculated	163.6	Measured	0.024	Measured	6817.8	Measured	Coal	Dry bottom wall-fired	Dry Lime FGD	Low NOx Burner Technology w/ Overfire Air	Selective Catalytic Red	Baghouse	Halogenated PAC Sorbent Injection	ARP, CSNOX, CSOSG2E, CSSO2G1, MATS
MI	J H Campbell	1710	3	########	13	1	686	562.3	Measured	0.08	Calculated	733.9	Measured	0.105	Calculated	223.9	Measured	0.032	Measured	6997.6	Measured	Coal	Dry bottom wall-fired	Dry Lime FGD	Low NOx Burner Technology w/ Overfire Air	Selective Catalytic Red	Baghouse	Halogenated PAC Sorbent Injection	ARP, CSNOX, CSOSG2E, CSSO2G1, MATS
MI	J H Campbell	1710	3	########	14	1	739	345.8	Measured	0.046	Calculated	789.4	Measured	0.105	Calculated	331.2	Measured	0.044	Measured	7526.4	Measured	Coal	Dry bottom wall-fired	Dry Lime FGD	Low NOx Burner Technology w/ Overfire Air	Selective Catalytic Red	Baghouse	Halogenated PAC Sorbent Injection	ARP, CSNOX, CSOSG2E, CSSO2G1, MATS
MI	J H Campbell	1710	3	########	15	1	758	389.7	Measured	0.051	Calculated	807.1	Measured	0.105	Calculated	554	Measured	0.072	Measured	7695	Measured	Coal	Dry bottom wall-fired	Dry Lime FGD	Low NOx Burner Technology w/ Overfire Air	Selective Catalytic Red	Baghouse	Halogenated PAC Sorbent Injection	ARP, CSNOX, CSOSG2E, CSSO2G1, MATS
MI	J H Campbell	1710	3	########	16	1	757	379.2	Measured	0.049	Calculated	806.7	Measured	0.105	Calculated	523	Measured	0.068	Measured	7691.9	Measured	Coal	Dry bottom wall-fired	Dry Lime FGD	Low NOx Burner Technology w/ Overfire Air	Selective Catalytic Red	Baghouse	Halogenated PAC Sorbent Injection	ARP, CSNOX, CSOSG2E, CSSO2G1, MATS
MI	J H Campbell	1710	3	########	17	1	757	367.8	Measured	0.048	Calculated	804.4	Measured	0.105	Calculated	506.2	Measured	0.066	Measured	7669.5	Measured	Coal	Dry bottom wall-fired	Dry Lime FGD	Low NOx Burner Technology w/ Overfire Air	Selective Catalytic Red	Baghouse	Halogenated PAC Sorbent Injection	ARP, CSNOX, CSOSG2E, CSSO2G1, MATS
MI	J H Campbell	1710	3	########	18	1	758	345	Measured	0.045	Calculated	808.7	Measured	0.105	Calculated	431.8	Measured	0.056	Measured	7710.6	Measured	Coal	Dry bottom wall-fired	Dry Lime FGD	Low NOx Burner Technology w/ Overfire Air	Selective Catalytic Red	Baghouse	Halogenated PAC Sorbent Injection	ARP, CSNOX, CSOSG2E, CSSO2G1, MATS
MI	J H Campbell	1710	3	########	19	1	759	348.1	Measured	0.045	Calculated	811.1	Measured	0.105	Calculated	479.5	Measured	0.062	Measured	7733.6	Measured	Coal	Dry bottom wall-fired	Dry Lime FGD	Low NOx Burner Technology w/ Overfire Air	Selective Catalytic Red	Baghouse	Halogenated PAC Sorbent Injection	ARP, CSNOX, CSOSG2E, CSSO2G1, MATS
MI	J H Campbell	1710	3	########	20	1	758	360.5	Measured	0.047	Calculated	811	Measured	0.105	Calculated	518.1	Measured	0.067	Measured	7732.3	Measured	Coal	Dry bottom wall-fired	Dry Lime FGD	Low NOx Burner Technology w/ Overfire Air	Selective Catalytic Red	Baghouse	Halogenated PAC Sorbent Injection	ARP, CSNOX, CSOSG2E, CSSO2G1, MATS
MI	J H Campbell	1710	3	########	21	1	758	359.2	Measured	0.047	Calculated	808	Measured	0.105	Calculated	547	Measured	0.071	Measured	7703.9	Measured	Coal	Dry bottom wall-fired	Dry Lime FGD	Low NOx Burner Technology w/ Over

MI	J H Campbell	1710	3	########	21	1	757	398.1	Measured	0.051	Calculated	817.3	Measured	0.105	Calculated	389.6	Measured	0.05	Measured	7792.4	Measured	Coal	Dry bottom wall-fired	Dry Lime FGD	Low NOx Burner Technology w/ Overfire Air	Selective Catalytic Red	Baghouse	Halogenated PAC Sorbent Injection	ARP, CSNOX, CSOSG2E, CSSO2G1, MATS
MI	J H Campbell	1710	3	########	22	1	758	423	Measured	0.054	Calculated	821.9	Measured	0.105	Calculated	423.2	Measured	0.054	Measured	7836.4	Measured	Coal	Dry bottom wall-fired	Dry Lime FGD	Low NOx Burner Technology w/ Overfire Air	Selective Catalytic Red	Baghouse	Halogenated PAC Sorbent Injection	ARP, CSNOX, CSOSG2E, CSSO2G1, MATS
MI	J H Campbell	1710	3	########	23	1	757	395	Measured	0.051	Calculated	819.4	Measured	0.105	Calculated	414.1	Measured	0.053	Measured	7812.8	Measured	Coal	Dry bottom wall-fired	Dry Lime FGD	Low NOx Burner Technology w/ Overfire Air	Selective Catalytic Red	Baghouse	Halogenated PAC Sorbent Injection	ARP, CSNOX, CSOSG2E, CSSO2G1, MATS
MI	J H Campbell	1710	3	########	0	1	757	387	Measured	0.05	Calculated	819.8	Measured	0.105	Calculated	398.7	Measured	0.051	Measured	7817	Measured	Coal	Dry bottom wall-fired	Dry Lime FGD	Low NOx Burner Technology w/ Overfire Air	Selective Catalytic Red	Baghouse	Halogenated PAC Sorbent Injection	ARP, CSNOX, CSOSG2E, CSSO2G1, MATS
MI	J H Campbell	1710	3	########	1	1	757	414.6	Measured	0.053	Calculated	821.6	Measured	0.105	Calculated	383.8	Measured	0.049	Measured	7833.6	Measured	Coal	Dry bottom wall-fired	Dry Lime FGD	Low NOx Burner Technology w/ Overfire Air	Selective Catalytic Red	Baghouse	Halogenated PAC Sorbent Injection	ARP, CSNOX, CSOSG2E, CSSO2G1, MATS
MI	J H Campbell	1710	3	########	2	1	758	376.8	Measured	0.048	Calculated	820.2	Measured	0.105	Calculated	375.4	Measured	0.048	Measured	7820.1	Measured	Coal	Dry bottom wall-fired	Dry Lime FGD	Low NOx Burner Technology w/ Overfire Air	Selective Catalytic Red	Baghouse	Halogenated PAC Sorbent Injection	ARP, CSNOX, CSOSG2E, CSSO2G1, MATS
MI	J H Campbell	1710	3	########	3	1	757	346.3	Measured	0.044	Calculated	828.1	Measured	0.105	Calculated	394.8	Measured	0.05	Measured	7895.8	Measured	Coal	Dry bottom wall-fired	Dry Lime FGD	Low NOx Burner Technology w/ Overfire Air	Selective Catalytic Red	Baghouse	Halogenated PAC Sorbent Injection	ARP, CSNOX, CSOSG2E, CSSO2G1, MATS
MI	J H Campbell	1710	3	########	4	1	757	338.4	Measured	0.043	Calculated	828.9	Measured	0.105	Calculated	411	Measured	0.052	Measured	7903.5	Measured	Coal	Dry bottom wall-fired	Dry Lime FGD	Low NOx Burner Technology w/ Overfire Air	Selective Catalytic Red	Baghouse	Halogenated PAC Sorbent Injection	ARP, CSNOX, CSOSG2E, CSSO2G1, MATS
MI	J H Campbell	1710	3	########	5	1	757	372.1	Measured	0.047	Calculated	826	Measured	0.105	Calculated	409.5	Measured	0.052	Measured	7875.6	Measured	Coal	Dry bottom wall-fired	Dry Lime FGD	Low NOx Burner Technology w/ Overfire Air	Selective Catalytic Red	Baghouse	Halogenated PAC Sorbent Injection	ARP, CSNOX, CSOSG2E, CSSO2G1, MATS
MI	J H Campbell	1710	3	########	6	1	757	397.3	Measured	0.05	Calculated	829.8	Measured	0.105	Calculated	379.8	Measured	0.048	Measured	7911.6	Measured	Coal	Dry bottom wall-fired	Dry Lime FGD	Low NOx Burner Technology w/ Overfire Air	Selective Catalytic Red	Baghouse	Halogenated PAC Sorbent Injection	ARP, CSNOX, CSOSG2E, CSSO2G1, MATS
MI	J H Campbell	1710	3	########	7	1	758	361.9	Measured	0.045	Calculated	840.3	Measured	0.105	Calculated	408.6	Measured	0.051	Measured	8012	Measured	Coal	Dry bottom wall-fired	Dry Lime FGD	Low NOx Burner Technology w/ Overfire Air	Selective Catalytic Red	Baghouse	Halogenated PAC Sorbent Injection	ARP, CSNOX, CSOSG2E, CSSO2G1, MATS
MI	J H Campbell	1710	3	########	8	1	758	338.2	Measured	0.042	Calculated	842.7	Measured	0.105	Calculated	417.8	Measured	0.052	Measured	8035.3	Measured	Coal	Dry bottom wall-fired	Dry Lime FGD	Low NOx Burner Technology w/ Overfire Air	Selective Catalytic Red	Baghouse	Halogenated PAC Sorbent Injection	ARP, CSNOX, CSOSG2E, CSSO2G1, MATS
MI	J H Campbell	1710	3	########	9	1	759	349.9	Measured	0.044	Calculated	834	Measured	0.105	Calculated	349.9	Measured	0.044	Measured	7951.5	Measured	Coal	Dry bottom wall-fired	Dry Lime FGD	Low NOx Burner Technology w/ Overfire Air	Selective Catalytic Red	Baghouse	Halogenated PAC Sorbent Injection	ARP, CSNOX, CSOSG2E, CSSO2G1, MATS
MI	J H Campbell	1710	3	########	10	1	758	377.7	Measured	0.047	Calculated	836.2	Measured	0.105	Calculated	350.8	Measured	0.044	Measured	7972.6	Measured	Coal	Dry bottom wall-fired	Dry Lime FGD	Low NOx Burner Technology w/ Overfire Air	Selective Catalytic Red	Baghouse	Halogenated PAC Sorbent Injection	ARP, CSNOX, CSOSG2E, CSSO2G1, MATS
MI	J H Campbell	1710	3	########	11	1	758	367.9	Measured	0.046	Calculated	832.8	Measured	0.105	Calculated	190.6	Measured	0.024	Measured	7940.2	Measured	Coal	Dry bottom wall-fired	Dry Lime FGD	Low NOx Burner Technology w/ Overfire Air	Selective Catalytic Red	Baghouse	Halogenated PAC Sorbent Injection	ARP, CSNOX, CSOSG2E, CSSO2G1, MATS
MI	J H Campbell	1710	3	########	12	1	758	388.7	Measured	0.049	Calculated	833.3	Measured	0.105	Calculated	222.5	Measured	0.028	Measured	7945.2	Measured	Coal	Dry bottom wall-fired	Dry Lime FGD	Low NOx Burner Technology w/ Overfire Air	Selective Catalytic Red	Baghouse	Halogenated PAC Sorbent Injection	ARP, CSNOX, CSOSG2E, CSSO2G1, MATS
MI	J H Campbell	1710	3	########	13	1	758	385.6	Measured	0.049	Calculated	828.5	Measured	0.105	Calculated	323.9	Measured	0.041	Measured	7899.1	Measured	Coal	Dry bottom wall-fired	Dry Lime FGD	Low NOx Burner Technology w/ Overfire Air	Selective Catalytic Red	Baghouse	Halogenated PAC Sorbent Injection	ARP, CSNOX, CSOSG2E, CSSO2G1, MATS
MI	J H Campbell	1710	3	########	14	1	758	555.7	Measured	0.071	Calculated	823.8	Measured	0.105	Calculated	345.6	Measured	0.044	Measured	7854.5	Measured	Coal	Dry bottom wall-fired	Dry Lime FGD	Low NOx Burner Technology w/ Overfire Air	Selective Catalytic Red	Baghouse	Halogenated PAC Sorbent Injection	ARP, CSNOX, CSOSG2E, CSSO2G1, MATS
MI	J H Campbell	1710	3	########	15	1	757	421.4	Measured	0.054	Calculated	825.9	Measured	0.105	Calculated	330.7	Measured	0.042	Measured	7874.5	Measured	Coal	Dry bottom wall-fired	Dry Lime FGD	Low NOx Burner Technology w/ Overfire Air	Selective Catalytic Red	Baghouse	Halogenated PAC Sorbent Injection	ARP, CSNOX, CSOSG2E, CSSO2G1, MATS
MI	J H Campbell	1710	3	########	16	1	757	344.6	Measured	0.044	Calculated	829	Measured	0.105	Calculated	363.6	Measured	0.046	Measured	7903.9	Measured	Coal	Dry bottom wall-fired	Dry Lime FGD	Low NOx Burner Technology w/ Overfire Air	Selective Catalytic Red	Baghouse	Halogenated PAC Sorbent Injection	ARP, CSNOX, CSOSG2E, CSSO2G1, MATS
MI	J H Campbell	1710	3	########	17	1	757	384.4	Measured	0.049	Calculated	825.8	Measured	0.105	Calculated	440.9	Measured	0.056	Measured	7873.9	Measured	Coal	Dry bottom wall-fired	Dry Lime FGD	Low NOx Burner Technology w/ Overfire Air	Selective Catalytic Red	Baghouse	Halogenated PAC Sorbent Injection	ARP, CSNOX, CSOSG2E, CSSO2G1, MATS
MI	J H Campbell	1710	3	########	18	1	759	414.8	Measured	0.053	Calculated	824.9	Measured	0.105	Calculated	495.5	Measured	0.063	Measured	7865.2	Measured	Coal	Dry bottom wall-fired	Dry Lime FGD	Low NOx Burner Technology w/ Overfire Air	Selective Catalytic Red	Baghouse	Halogenated PAC Sorbent Injection	ARP, CSNOX, CSOSG2E, CSSO2G1, MATS
MI	J H Campbell	1710	3	########	19	1	756	381.1	Measured	0.048	Calculated	827.6	Measured	0.105	Calculated	568.1	Measured	0.072	Measured	7890.9	Measured	Coal	Dry bottom wall-fired	Dry Lime FGD	Low NOx Burner Technology w/ Overfire Air	Selective Catalytic Red	Baghouse	Halogenated PAC Sorbent Injection	ARP, CSNOX, CSOSG2E, CSSO2G1, MATS
MI	J H Campbell	1710	3	########	20	1	759	383.5	Measured	0.049	Calculated	828.4	Measured	0.105	Calculated	568.7	Measured	0.072	Measured	7898.1	Measured	Coal	Dry bottom wall-fired	Dry Lime FGD	Low NOx Burner Technology w/ Overfire Air	Selective Catalytic Red	Baghouse	Halogenated PAC Sorbent Injection	ARP, CSNOX, CSOSG2E, CSSO2G1, MATS
MI	J H Campbell	1710	3	########	21	1	758	439.6	Measured	0.056	Calculated	825.3	Measured	0.105	Calculated	629.5	Measured	0.08	Measured	7868.6	Measured	Coal	Dry bottom wall-fired	Dry Lime FGD	Low NOx Burner Technology w/ Overfire Air	Selective Catalytic Red	Baghouse	Halogenated PAC Sorbent Injection	ARP, CSNOX, CSOSG2E, CSSO2G1, MATS
MI	J H Campbell	1710	3	########	22	1	758	431.5	Measured	0.054	Calculated	832.5	Measured	0.105	Calculated	420.7	Measured	0.053	Measured	7937.9	Measured	Coal	Dry bottom wall-fired	Dry Lime FGD	Low NOx Burner Technology w/ Overfire Air	Selective Catalytic Red	Baghouse	Halogenated PAC Sorbent Injection	ARP, CSNOX, CSOSG2E, CSSO2G1, MATS
MI	J H Campbell	1710	3	########	23	1	757	411.2	Measured	0.052	Calculated	828.9	Measured	0.105	Calculated	371.5	Measured	0.047	Measured	7903.6	Measured	Coal	Dry bottom wall-fired	Dry Lime FGD	Low NOx Burner Technology w/ Overfire Air	Selective Catalytic Red	Baghouse	Halogenated PAC Sorbent Injection	ARP, CSNOX, CSOSG2E, CSSO2G1, MATS
MI	J H Campbell	1710	3	########	0	1	758	402.6	Measured	0.051	Calculated	828.1	Measured	0.105	Calculated	363.2	Measured	0.046	Measured	7895.7	Measured	Coal	Dry bottom wall-fired	Dry Lime FGD	Low NOx Burner Technology w/ Overfire Air	Selective Catalytic Red	Baghouse	Halogenated PAC Sorbent Injection	ARP, CSNOX, CSOSG2E, CSSO2G1, MATS
MI	J H Campbell	1710	3	########	1	1	757	362.5	Measured	0.046	Calculated	829.7	Measured	0.105	Calculated	371.8	Measured	0.047	Measured	7911.4	Measured	Coal	Dry bottom wall-fired	Dry Lime FGD	Low NOx Burner Technology w/ Overfire Air	Selective Catalytic Red	Baghouse	Halogenated PAC Sorbent Injection	ARP, CSNOX, CSOSG2E, CSSO2G1, MATS
MI	J H Campbell	1710	3	########	2	1	758	307.9	Measured	0.039	Calculated	831.8	Measured	0.105	Calculated	356.9	Measured	0.045	Measured	7930.9	Measured	Coal	Dry bottom wall-fired	Dry Lime FGD	Low NOx Burner Technology w/ Overfire Air	Selective Catalytic Red	Baghouse	Halogenated PAC Sorbent Injection	ARP, CSNOX, CSOSG2E, CSSO2G1, MATS
MI	J H Campbell	1710	3	########	3	1	758	325.7	Measured	0.041	Calculated	830	Measured	0.105	Calculated	356.1	Measured	0.045	Measured	7914.2	Measured	Coal	Dry bottom wall-fired	Dry Lime FGD	Low NOx Burner Technology w/ Overfire Air	Selective Catalytic Red	Baghouse	Halogenated PAC Sorbent Injection	ARP, CSNOX, CSOSG2E, CSSO2G1, MATS
MI	J H Campbell	1710	3	########	4	1	757	377.6	Measured	0.048	Calculated	831.5	Measured	0.105	Calculated	325	Measured	0.041	Measured	7927.7	Measured	Coal	Dry bottom wall-fired	Dry Lime FGD	Low NOx Burner Technology w/ Overfire Air	Selective Catalytic Red	Baghouse	Halogenated PAC Sorbent Injection	ARP, CSNOX, CSOSG2E, CSSO2G1, MATS
MI	J H Campbell	1710	3	########	5	1	757	373.9	Measured	0.047	Calculated	839.4	Measured	0.105	Calculated	320.1	Measured	0.04	Measured	8003.7	Measured	Coal	Dry bottom wall-fired	Dry Lime FGD	Low NOx Burner Technology w/ Overfire Air	Selective Catalytic Red	Baghouse	Halogenated PAC Sorbent Injection	ARP, CSNOX, CSOSG2E, CSSO2G1, MATS
MI	J H Campbell	1710	3	########	6	1	759	388.6	Measured	0.048	Calculated	847.2	Measured	0.105	Calculated	323.1	Measured	0.04	Measured	8078.1	Measured	Coal	Dry bottom wall-fired	Dry Lime FGD	Low NOx Burner Technology w/ Overfire Air	Selective Catalytic Red	Baghouse	Halogenated PAC Sorbent Injection	ARP, CSNOX, CSOSG2E, CSSO2G1, MATS
MI	J H Campbell	1710	3	########	7	1	758	468.1	Measured	0.059	Calculated	838.7	Measured	0.105	Calculated	335.8	Measured	0.042	Measured	7996.4	Measured	Coal	Dry bottom wall-fired	Dry Lime FGD	Low NOx Burner Technology w/ Overfire Air	Selective Catalytic Red	Baghouse	Halogenated PAC Sorbent Injection	ARP, CSNOX, CSOSG2E, CSSO2G1, MATS
MI	J H Campbell	1710	3	########	8	1	758	357.9	Measured	0.045	Calculated	842.7	Measured	0.105	Calculated	337.5	Measured	0.042	Measured	8034.7	Measured	Coal	Dry bottom wall-fired	Dry Lime FGD	Low NOx Burner Technology w/ Overfire Air	Selective Catalytic Red	Baghouse	Halogenated PAC Sorbent Injection	ARP, CSNOX, CSOSG2E, CSSO2G1, MATS
MI	J H Campbell	1710	3	########	9	1	758	352.2	Measured	0.044	Calculated	836.6	Measured	0.105	Calculated	319.1	Measured	0.04	Measured	7977	Measured	Coal	Dry bottom wall-fired	Dry Lime FGD	Low NOx Burner Technology w/ Overfire Air	Selective Catalytic Red	Baghouse	Halogenated PAC Sorbent Injection	ARP, CSNOX, CSOSG2E, CSSO2G1, MATS
MI	J H Campbell	1710	3	########	10	1	758	326.7	Measured	0.041	Calculated	839.7	Measured	0.105	Calculated	312.2	Measured	0.039	Measured	8006	Measured	Coal	Dry bottom wall-fired	Dry Lime FGD	Low NOx Burner Technology w/ Overfire Air	Selective Catalytic Red	Baghouse	Halogenated PAC Sorbent Injection	ARP, CSNOX, CSOSG2E, CSSO2G1, MATS
MI	J H Campbell	1710	3	########	11	1	758	301.5	Measured	0.038	Calculated	838.1	Measured	0.105	Calculated	327.6	Measured	0.041	Measured	7990.6	Measured	Coal	Dry bottom wall-fired	Dry Lime FGD	Low NOx Burner Technology w/ Overfire Air	Selective Catalytic Red	Baghouse	Halogenated PAC Sorbent Injection	ARP, CSNOX, CSOSG2E, CSSO2G1, MATS
MI	J H Campbell	1710	3	########	12	1	758	300.6	Measured	0.038	Calculated	835.7	Measured	0.105	Calculated	318.7	Measured	0.04	Measured	7968	Measured	Coal	Dry bottom wall-fired	Dry Lime FGD	Low NOx Burner Technology w/ Overfire Air	Selective Catalytic Red	Baghouse	Halogenated PAC Sorbent Injection	ARP, CSNOX, CSOSG2E, CSSO2G1, MATS
MI	J H Campbell	1710	3	########	13	1	758	362.5	Measured	0.046	Calculated	825	Measured	0.105	Calculated	267.5	Measured	0.034	Measured	7866.6	Measured	Coal	Dry bottom wall-fired	Dry Lime FGD	Low NOx Burner Technology w/ Overfire Air	Selective Catalytic Red	Baghouse	Halogenated PAC Sorbent Injection	ARP, CSNOX, CSOSG2E, CSSO2G1, MATS
MI	J H Campbell	1710	3	########	14	1	758	401.6	Measured	0.051	Calculated	826	Measured	0.105	Calculated	283.5	Measured	0.036	Measured	7875.7	Measured	Coal	Dry bottom wall-fired	Dry Lime FGD	Low NOx Burner Technology w/ Overfire Air	Selective Catalytic Red	Baghouse	Halogenated PAC Sorbent Injection	ARP, CSNOX, CSOSG2E, CSSO2G1, MATS
MI	J H Campbell	1710	3	########	15	1	758	367	Measured	0.047	Calculated	821.5	Measured	0.105	Calculated	289.8	Measured	0.037	Measured	7832.9	Measured	Coal	Dry bottom wall-fired	Dry Lime FGD	Low NOx Burner Technology w/ Overfire Air	Selective Catalytic Red	Baghouse	Halogenated PAC Sorbent Injection	ARP, CSNOX, CSOSG2E, CSSO2G1, MATS
MI	J H Campbell	1710	3	########	16	1	757	309.3	Measured	0.04	Calculated	819	Measured	0.105	Calculated	304.5	Measured	0.039	Measured	7808.7	Measured	Coal	Dry bottom wall-fired	Dry Lime FGD	Low NOx Burner Technology w/ Overfire Air	Selective Catalytic Red	Baghouse	Halogenated PAC Sorbent Injection	ARP, CSNOX, CSOSG2E, CSSO2G1, MATS
MI	J H Campbell	1710	3	########	17	1	757	314.8	Measured	0.041	Calculated	810.7	Measured	0.105	Calculated	309.2	Measured	0.04	Measured	7730	Measured	Coal	Dry bottom wall-fired	Dry Lime FGD	Low NOx Burner Technology w/ Overfire Air	Selective Catalytic Red	Baghouse	Halogenated PAC Sorbent Injection	ARP, CSNOX, CSOSG2E, CSSO2G1, MATS
MI	J H Campbell	1710	3	########	18	1	757	334.5	Measured	0.043	Calculated	809.5	Measured	0.105	Calculated	293.3	Measured	0.038	Measured	7718.6	Measured	Coal	Dry bottom wall-fired	Dry Lime FGD	Low NOx Burner Technology w/ Overfire Air	Selective Catalytic Red	Baghouse	Halogenated PAC Sorbent Injection	ARP, CSNOX, CSOSG2E, CSSO2G1, MATS
MI	J H Campbell	1710	3	########	19	1	759	305.5	Measured	0.039	Calculated	812.7	Measured	0.105	Calculated	302.2	Measured	0.039	Measured	7749	Measured	Coal	Dry bottom wall-fired	Dry Lime FGD	Low NOx Burner Technology w/ Overfire Air	Selective Catalytic Red	Baghouse	Halogenated PAC Sorbent Injection	ARP, CSNOX, CSOSG2E, CSSO2G1, MATS
MI	J H Campbell	1710	3	########	20	1	757	399.9	Measured	0.052	Calculated	811.4	Measured	0.105	Calculated	301.7	Measured	0.039	Measured	7736.9	Measured	Coal	Dry bottom wall-fired	Dry Lime FGD	Low NOx Burner Technology w/ Overfire Air	Selective Catalytic Red	Baghouse	Halogenated PAC Sorbent Injection	ARP, CSNOX, CSOSG2E, CSSO2G1, MATS
MI	J H Campbell	1710	3	########	21	1	757	997.1	Measured	0.13	Calculated	804.8	Measured	0.105	Calculated	299.3	Measured	0.039	Measured	7673.2	Measured	Coal	Dry bottom wall-fired	Dry Lime FGD	Low NOx Burner Technology w/ Overfire Air	Selective Catalytic Red	Baghouse	Halogenated PAC Sorbent Injection	ARP, CSNOX, CSOSG2E, CSSO2G1, MATS
MI	J H Campbell	1710	3	########	22	1	757	1015.4	Measured	0.133	Calculated	801.4	Measured	0.105	Calculated	336.2	Measured	0.044	Measured	7641.6	Measured	Coal	Dry bottom wall-fired	Dry Lime FGD	Low NOx Burner Technology w/ Overfire Air	Selective Catalytic Red	Baghouse	Halogenated PAC Sorbent Injection	ARP, CSNOX, CSOSG2E, CSSO2G1, MATS
MI	J H Campbell	1710	3	########	23	1	646	574.7	Measured	0.086	Calculated	703.8	Measured	0.105	Calculated	342.3	Measured	0.051	Measured	6710.8	Measured	Coal	Dry bottom wall-fired	Dry Lime FGD	Low NOx Burner Technology w/ Overfire Air	Selective Catalytic Red	Baghouse	Halogenated PAC Sorbent Injection	ARP, CSNOX, CSOSG2E, CSSO2G1, MATS
MI	J H Campbell	1710	3	########	0	1	635	542.6	Measured	0.081	Calculated	699.5	Measured	0.105	Calculated	1387.3	Measured	0.208	Measured	6669.6	Measured	Coal	Dry bottom wall-fired	Dry Lime FGD	Low NOx Burner Technology w/ Overfire Air	Selective Catalytic Red	Baghouse	Halogenated PAC Sorbent Injection	ARP, CSNOX, CSOSG2E, CSSO2G1, MATS
MI	J H Campbell	1710	3	########	1	1	635	124.3	Measured	0.018	Calculated	722	Measured	0.105	Calculated	1466.4	Measured	0.213	Measured	6884.3	Measured	Coal	Dry bottom wall-fired	Dry Lime FGD	Low NOx Burner Technology w/ Overfire Air	Selective Catalytic Red	Baghouse	Halogenated PAC Sorbent Injection	ARP, CSNOX, CSOSG2E, CSSO2G1, MATS
MI	J H Campbell	1710	3	########	2	1	635	118.8	Measured	0.017	Calculated	717.3	Measured	0.105	Calculated	1477.2	Measured	0.216	Measured	6839	Measured	Coal	Dry bottom wall-fired	Dry Lime FGD	Low NOx Burner Technology w/ Overfire Air	Selective Catalytic Red	Baghouse	Halogenated PAC Sorbent Injection	ARP, CSNOX, CSOSG2E, CSSO2G1, MATS
MI	J H Campbell	1710	3	########	3	1	633	128.6	Measured	0.019	Calculated	718.5	Measured	0.105	Calculated	1452.4	Measured	0.212	Measured	6850.8	Measured	Coal	Dry bottom wall-fired	Dry Lime FGD	Low NOx Burner Technology w/ Overfire Air	Selective Catalytic Red	Baghouse	Halogenated PAC Sorbent Injection	ARP, CSNOX, CSOSG2E, CSSO2G1, MATS
MI	J H Campbell	1710	3	########	4	1	633	130.7	Measured	0.019	Calculated	719.1	Measured	0.105	Calculated	1453.6	Measured	0.212	Measured	6856.6	Measured	Coal	Dry bottom wall-fired	Dry Lime FGD	Low NOx Burner Technology w/ Overfire Air	Selective Catalytic Red	Baghouse	Halogenated PAC Sorbent Injection	ARP, CSNOX, CSOSG2E, CSSO2G1, MATS
MI	J H Campbell	1710	3	########	5	1	633	161.7	Measured	0.023	Calculated	727	Measured	0.105	Calculated	1476.5	Measured	0.213	Measured	6931.9	Measured	Coal	Dry bottom wall-fired	Dry Lime FGD	Low NOx Burner Technology w/ Overfire Air	Selective Catalytic Red	Baghouse	Halogenated PAC Sorbent Injection	ARP, CSNOX, CSOSG2E, CSSO2G1, MATS
MI	J H Campbell	1710	3	########	6	1	634	167.6	Measured	0.024	Calculated	727.7	Measured	0.105	Calculated	1477.8	Measured	0.213	Measured	6938	Measured	Coal	Dry bottom wall-fired	Dry Lime FGD	Low NOx Burner Technology w/ Overfire Air	Selective Catalytic Red	Baghouse	Halogenated PAC Sorbent Injection	ARP, CSNOX, CSOSG2E, CSSO2G1, MATS
MI	J H Campbell	1710	3	########	7	1	634	160	Measured	0.023	Calculated	728	Measured	0.105	Calculated	1450.8	Measured	0.209	Measured	6941.7	Measured	Coal	Dry bottom wall-fired	Dry Lime FGD	Low NOx Burner Technology w/ Overfire Air	Selective Catalytic Red	Baghouse	Halogenated PAC Sorbent Injection	ARP, CSNOX, CSOSG2E, CSSO2G1, MATS
MI	J H Campbell	1710	3	########	8	1	634	312.4	Measured	0.045	Calculated	723.9	Measured	0.105	Calculated	1456.3	Measured	0.211	Measured	6901.8	Measured	Coal	Dry bottom wall-fired	Dry Lime FGD	Low NOx Burner Technology w/ Overfire Air	Selective Catalytic Red	Baghouse	Halogenated PAC Sorbent Injection	ARP, CSNOX, CSOSG2E, CSSO2G1, MATS
MI	J H Campbell	1710	3	########	9	1	634	252.5	Measured	0.037	Calculated	721.5	Measured	0.105	Calculated	1506.5	Measured	0.219	Measured	6878.8	Measured	Coal	Dry bottom wall-fired	Dry Lime FGD	Low NOx Burner Technology w/ Overfire Air	Selective Catalytic Red	Baghouse	Halogenated PAC Sorbent Injection	ARP, CSNOX, CSOSG2E, CSSO2G1, MATS
MI	J H Campbell	1710	3	########	10	1	634	291.4	Measured	0.043	Calculated	715.7	Measured	0.105	Calculated	1528.6	Measured	0.224	Measured	6823.9	Measured	Coal	Dry bottom wall-fired	Dry Lime FGD	Low NOx Burner Technology w/ Overfire Air	Selective Catalytic Red	Baghouse	Halogenated PAC Sorbent Injection	ARP, CSNOX, CSOSG2E, CSSO2G1, MATS
MI	J H Campbell	1710	3	########	11	1	633	333.1	Measured	0.049	Calculated	714	Measured	0.105	Calculated	1518.2	Measured	0.223	Measured	6808	Measured	Coal	Dry bottom wall-fired	Dry Lime FGD	Low NOx Burner Technology w/ Overfire Air	Selective Catalytic Red	Baghouse	Halogenated PAC Sorbent Injection	ARP, CSNOX, CSOSG2E, CSSO2G1, MATS
MI	J H Campbell	1710	3	########	12	1	635	298.6	Measured	0.044	Calculated	714.4	Measured	0.105	Calculated	1512.1	Measured	0.222	Measured	6811.3	Measured	Coal	Dry bottom wall-fired	Dry Lime FGD	Low NOx Burner Technology w/ Overfire Air	Selective Catalytic Red	Baghouse	Halogenated PAC Sorbent Injection	ARP, CSNOX, CSOSG2E, CSSO2G1, MATS
MI	J H Campbell	1710	3	########	13	1	634	284.5	Measured	0.042	Calculated	706.3	Measured	0.105	Calculated	1495	Measured	0.222	Measured	6734.4	Measured	Coal	Dry bottom wall-fired	Dry Lime FGD	Low NOx Burner Technology w/ Overfire Air	Selective Catalytic Red	Baghouse	Halogenated PAC Sorbent Injection	ARP, CSNOX, CSOSG2E, CSSO2G1, MATS
MI	J H Campbell	1710	3	########	14	1	634	319.6	Measured	0.047	Calculated	709.8	Measured	0.105	Calculated	1482.1	Measured	0.219	Measured	6767.6	Measured	Coal	Dry bottom wall-fired	Dry Lime FGD	Low NOx Burner Technology w/ Overfire Air	Selective Catalytic Red	Baghouse	Halogenated PAC Sorbent Injection	ARP, CSNOX, CSOSG2E, CSSO2G1, MATS
MI	J H Campbell	1710	3	########	15	1	634	317.5	Measured	0.047	Calculated	705	Measured	0.105	Calculated	1452	Measured	0.216	Measured	6722.4	Measured	Coal	Dry bottom wall-fired	Dry Lime FGD	Low NOx Burner Technology w/ Overfire Air	Selective Catalytic Red	Baghouse	Halogenated PAC Sorbent Injection	ARP, CSNOX, CSOSG2E, CSSO2G1, MATS
MI	J H Campbell	1710	3	########	16	1	634	349.7	Measured	0.052	Calculated	704.9	Measured	0.105	Calculated	1471.9	Measured	0.219	Measured	6720.8	Measured	Coal	Dry bottom wall-fired	Dry Lime FGD	Low NOx Burner Technology w/ Overfire Air	Selective Catalytic Red	Baghouse	Halogenated PAC Sorbent Injection	ARP, CSNOX, CSOSG2E, CSSO2G1, MATS
MI	J H Campbell	1710	3	########	17	1	636	338.4	Measured	0.05	Calculated	709.1	Measured	0.105	Calculated	1467.1	Measured	0.217	Measured	6760.8	Measured	Coal	Dry bottom wall-fired	Dry Lime FGD	Low NOx Burner Technology w/ Overfire Air	Selective Catalytic Red	Baghouse	Halogenated PAC Sorbent Injection	ARP, CSNOX, CSOSG2E, CSSO2G1, MATS
MI	J H Campbell	1710	3	########	18	1	635	320	Measured	0.047	Calculated	715	Measured	0.105	Calculated	1486.1	Measured	0.218	Measured	6817.2	Measured	Coal	Dry bottom wall-fired	Dry Lime FGD	Low NOx Burner Technology w/ Overfire Air	Selective Catalytic Red	Baghouse	Halogenated PAC Sorbent Injection	ARP, CSNOX, CSOSG2E, CSSO2G1, MATS
MI	J H Campbell	1710	3	########	19	1	634	354.8	Measured	0.052	Calculated	721.7	Measured	0.105	Calculated	1507.1	Measured	0.219	Measured	6881.6	Measured	Coal	Dry bottom wall-fired	Dry Lime FGD	Low NOx Burner Technology w/ Overfire Air	Selective Catalytic Red	Baghouse	Halogenated PAC Sorbent Injection	ARP, CSNOX, CSOSG2E, CSSO2G1, MATS
MI	J H Campbell	1710	3	########	20	1	634	382.1	Measured	0.055	Calculated	722.3	Measured	0.105	Calculated	1501.3	Measured	0.218	Measured	6886.8	Measured	Coal	Dry bottom wall-fired	Dry Lime FGD	Low NOx Burner Technology w/ Overfire Air	Selective Catalytic Red	Baghouse	Halogenated PAC Sorbent Injection	ARP, CSNOX, CSOSG2E, CSSO2G1, MATS
MI	J H Campbell	1710	3	########	21	1	634	347

MI	J H Campbell	1710	3	########	20	1	757	362.3	Measured	0.046	Calculated	817.5	Measured	0.105	Calculated	678.2	Measured	0.087	Measured	7794.9	Measured	Coal	Dry bottom wall-fired	Dry Lime FGD	Low NOx Burner Technology w/ Overfire Air	Selective Catalytic Red	Baghouse	Halogenated PAC Sorbent Injection	ARP, CSNOX, CSOSG2E, CSSO2G1, MATS
MI	J H Campbell	1710	3	########	21	1	758	393	Measured	0.05	Calculated	816.7	Measured	0.105	Calculated	677.5	Measured	0.087	Measured	7787.3	Measured	Coal	Dry bottom wall-fired	Dry Lime FGD	Low NOx Burner Technology w/ Overfire Air	Selective Catalytic Red	Baghouse	Halogenated PAC Sorbent Injection	ARP, CSNOX, CSOSG2E, CSSO2G1, MATS
MI	J H Campbell	1710	3	########	22	1	759	384.3	Measured	0.049	Calculated	816	Measured	0.105	Calculated	396.8	Measured	0.051	Measured	7779.9	Measured	Coal	Dry bottom wall-fired	Dry Lime FGD	Low NOx Burner Technology w/ Overfire Air	Selective Catalytic Red	Baghouse	Halogenated PAC Sorbent Injection	ARP, CSNOX, CSOSG2E, CSSO2G1, MATS
MI	J H Campbell	1710	3	########	23	1	757	386.2	Measured	0.05	Calculated	808.5	Measured	0.105	Calculated	385.4	Measured	0.05	Measured	7708.8	Measured	Coal	Dry bottom wall-fired	Dry Lime FGD	Low NOx Burner Technology w/ Overfire Air	Selective Catalytic Red	Baghouse	Halogenated PAC Sorbent Injection	ARP, CSNOX, CSOSG2E, CSSO2G1, MATS
MI	J H Campbell	1710	3	########	0	1	758	383.5	Measured	0.05	Calculated	807.2	Measured	0.105	Calculated	392.5	Measured	0.051	Measured	7696.1	Measured	Coal	Dry bottom wall-fired	Dry Lime FGD	Low NOx Burner Technology w/ Overfire Air	Selective Catalytic Red	Baghouse	Halogenated PAC Sorbent Injection	ARP, CSNOX, CSOSG2E, CSSO2G1, MATS
MI	J H Campbell	1710	3	########	1	1	758	366.8	Measured	0.048	Calculated	806.6	Measured	0.105	Calculated	415.3	Measured	0.054	Measured	7691.2	Measured	Coal	Dry bottom wall-fired	Dry Lime FGD	Low NOx Burner Technology w/ Overfire Air	Selective Catalytic Red	Baghouse	Halogenated PAC Sorbent Injection	ARP, CSNOX, CSOSG2E, CSSO2G1, MATS
MI	J H Campbell	1710	3	########	2	1	758	345	Measured	0.045	Calculated	808.7	Measured	0.105	Calculated	401	Measured	0.052	Measured	7710.9	Measured	Coal	Dry bottom wall-fired	Dry Lime FGD	Low NOx Burner Technology w/ Overfire Air	Selective Catalytic Red	Baghouse	Halogenated PAC Sorbent Injection	ARP, CSNOX, CSOSG2E, CSSO2G1, MATS
MI	J H Campbell	1710	3	########	3	1	757	364.6	Measured	0.047	Calculated	813.5	Measured	0.105	Calculated	380.1	Measured	0.049	Measured	7756.5	Measured	Coal	Dry bottom wall-fired	Dry Lime FGD	Low NOx Burner Technology w/ Overfire Air	Selective Catalytic Red	Baghouse	Halogenated PAC Sorbent Injection	ARP, CSNOX, CSOSG2E, CSSO2G1, MATS
MI	J H Campbell	1710	3	########	4	1	756	306.7	Measured	0.04	Calculated	812.9	Measured	0.105	Calculated	364.3	Measured	0.047	Measured	7750.6	Measured	Coal	Dry bottom wall-fired	Dry Lime FGD	Low NOx Burner Technology w/ Overfire Air	Selective Catalytic Red	Baghouse	Halogenated PAC Sorbent Injection	ARP, CSNOX, CSOSG2E, CSSO2G1, MATS
MI	J H Campbell	1710	3	########	5	1	758	338.4	Measured	0.044	Calculated	814.8	Measured	0.105	Calculated	380.7	Measured	0.049	Measured	7769.2	Measured	Coal	Dry bottom wall-fired	Dry Lime FGD	Low NOx Burner Technology w/ Overfire Air	Selective Catalytic Red	Baghouse	Halogenated PAC Sorbent Injection	ARP, CSNOX, CSOSG2E, CSSO2G1, MATS
MI	J H Campbell	1710	3	########	6	1	758	379.6	Measured	0.049	Calculated	814.7	Measured	0.105	Calculated	372.9	Measured	0.048	Measured	7767.9	Measured	Coal	Dry bottom wall-fired	Dry Lime FGD	Low NOx Burner Technology w/ Overfire Air	Selective Catalytic Red	Baghouse	Halogenated PAC Sorbent Injection	ARP, CSNOX, CSOSG2E, CSSO2G1, MATS
MI	J H Campbell	1710	3	########	7	1	758	386.1	Measured	0.05	Calculated	815.2	Measured	0.105	Calculated	404.2	Measured	0.052	Measured	7772.9	Measured	Coal	Dry bottom wall-fired	Dry Lime FGD	Low NOx Burner Technology w/ Overfire Air	Selective Catalytic Red	Baghouse	Halogenated PAC Sorbent Injection	ARP, CSNOX, CSOSG2E, CSSO2G1, MATS
MI	J H Campbell	1710	3	########	8	1	758	360.5	Measured	0.046	Calculated	825.3	Measured	0.105	Calculated	369.8	Measured	0.047	Measured	7868.6	Measured	Coal	Dry bottom wall-fired	Dry Lime FGD	Low NOx Burner Technology w/ Overfire Air	Selective Catalytic Red	Baghouse	Halogenated PAC Sorbent Injection	ARP, CSNOX, CSOSG2E, CSSO2G1, MATS
MI	J H Campbell	1710	3	########	9	1	760	410	Measured	0.052	Calculated	829	Measured	0.105	Calculated	387.3	Measured	0.049	Measured	7904.2	Measured	Coal	Dry bottom wall-fired	Dry Lime FGD	Low NOx Burner Technology w/ Overfire Air	Selective Catalytic Red	Baghouse	Halogenated PAC Sorbent Injection	ARP, CSNOX, CSOSG2E, CSSO2G1, MATS
MI	J H Campbell	1710	3	########	10	1	760	417.3	Measured	0.053	Calculated	826.9	Measured	0.105	Calculated	410	Measured	0.052	Measured	7884.7	Measured	Coal	Dry bottom wall-fired	Dry Lime FGD	Low NOx Burner Technology w/ Overfire Air	Selective Catalytic Red	Baghouse	Halogenated PAC Sorbent Injection	ARP, CSNOX, CSOSG2E, CSSO2G1, MATS
MI	J H Campbell	1710	3	########	11	1	759	376.1	Measured	0.048	Calculated	813.5	Measured	0.105	Calculated	426.6	Measured	0.055	Measured	7756.1	Measured	Coal	Dry bottom wall-fired	Dry Lime FGD	Low NOx Burner Technology w/ Overfire Air	Selective Catalytic Red	Baghouse	Halogenated PAC Sorbent Injection	ARP, CSNOX, CSOSG2E, CSSO2G1, MATS
MI	J H Campbell	1710	3	########	12	1	759	434.4	Measured	0.056	Calculated	806.5	Measured	0.105	Calculated	438.3	Measured	0.057	Measured	7689.9	Measured	Coal	Dry bottom wall-fired	Dry Lime FGD	Low NOx Burner Technology w/ Overfire Air	Selective Catalytic Red	Baghouse	Halogenated PAC Sorbent Injection	ARP, CSNOX, CSOSG2E, CSSO2G1, MATS
MI	J H Campbell	1710	3	########	13	1	759	426.3	Measured	0.055	Calculated	806.9	Measured	0.105	Calculated	430.9	Measured	0.056	Measured	7694	Measured	Coal	Dry bottom wall-fired	Dry Lime FGD	Low NOx Burner Technology w/ Overfire Air	Selective Catalytic Red	Baghouse	Halogenated PAC Sorbent Injection	ARP, CSNOX, CSOSG2E, CSSO2G1, MATS
MI	J H Campbell	1710	3	########	14	1	759	490	Measured	0.064	Calculated	809.3	Measured	0.105	Calculated	432.1	Measured	0.056	Measured	7716	Measured	Coal	Dry bottom wall-fired	Dry Lime FGD	Low NOx Burner Technology w/ Overfire Air	Selective Catalytic Red	Baghouse	Halogenated PAC Sorbent Injection	ARP, CSNOX, CSOSG2E, CSSO2G1, MATS
MI	J H Campbell	1710	3	########	15	1	759	394.8	Measured	0.052	Calculated	802	Measured	0.105	Calculated	428.2	Measured	0.056	Measured	7647	Measured	Coal	Dry bottom wall-fired	Dry Lime FGD	Low NOx Burner Technology w/ Overfire Air	Selective Catalytic Red	Baghouse	Halogenated PAC Sorbent Injection	ARP, CSNOX, CSOSG2E, CSSO2G1, MATS
MI	J H Campbell	1710	3	########	16	1	759	413.9	Measured	0.055	Calculated	795.9	Measured	0.105	Calculated	417.4	Measured	0.055	Measured	7589	Measured	Coal	Dry bottom wall-fired	Dry Lime FGD	Low NOx Burner Technology w/ Overfire Air	Selective Catalytic Red	Baghouse	Halogenated PAC Sorbent Injection	ARP, CSNOX, CSOSG2E, CSSO2G1, MATS
MI	J H Campbell	1710	3	########	17	1	758	408.4	Measured	0.054	Calculated	797.2	Measured	0.105	Calculated	418.1	Measured	0.055	Measured	7601.5	Measured	Coal	Dry bottom wall-fired	Dry Lime FGD	Low NOx Burner Technology w/ Overfire Air	Selective Catalytic Red	Baghouse	Halogenated PAC Sorbent Injection	ARP, CSNOX, CSOSG2E, CSSO2G1, MATS
MI	J H Campbell	1710	3	########	18	1	760	410.8	Measured	0.054	Calculated	797.9	Measured	0.105	Calculated	441.2	Measured	0.058	Measured	7607.5	Measured	Coal	Dry bottom wall-fired	Dry Lime FGD	Low NOx Burner Technology w/ Overfire Air	Selective Catalytic Red	Baghouse	Halogenated PAC Sorbent Injection	ARP, CSNOX, CSOSG2E, CSSO2G1, MATS
MI	J H Campbell	1710	3	########	19	1	759	429.3	Measured	0.056	Calculated	797.5	Measured	0.105	Calculated	418.2	Measured	0.055	Measured	7603.9	Measured	Coal	Dry bottom wall-fired	Dry Lime FGD	Low NOx Burner Technology w/ Overfire Air	Selective Catalytic Red	Baghouse	Halogenated PAC Sorbent Injection	ARP, CSNOX, CSOSG2E, CSSO2G1, MATS
MI	J H Campbell	1710	3	########	20	1	759	386.1	Measured	0.051	Calculated	798.4	Measured	0.105	Calculated	411.1	Measured	0.054	Measured	7612.1	Measured	Coal	Dry bottom wall-fired	Dry Lime FGD	Low NOx Burner Technology w/ Overfire Air	Selective Catalytic Red	Baghouse	Halogenated PAC Sorbent Injection	ARP, CSNOX, CSOSG2E, CSSO2G1, MATS
MI	J H Campbell	1710	3	########	21	1	759	375.9	Measured	0.049	Calculated	805.7	Measured	0.105	Calculated	414.8	Measured	0.054	Measured	7682.3	Measured	Coal	Dry bottom wall-fired	Dry Lime FGD	Low NOx Burner Technology w/ Overfire Air	Selective Catalytic Red	Baghouse	Halogenated PAC Sorbent Injection	ARP, CSNOX, CSOSG2E, CSSO2G1, MATS
MI	J H Campbell	1710	3	########	22	1	760	388.5	Measured	0.051	Calculated	806.1	Measured	0.105	Calculated	422.7	Measured	0.055	Measured	7685.8	Measured	Coal	Dry bottom wall-fired	Dry Lime FGD	Low NOx Burner Technology w/ Overfire Air	Selective Catalytic Red	Baghouse	Halogenated PAC Sorbent Injection	ARP, CSNOX, CSOSG2E, CSSO2G1, MATS
MI	J H Campbell	1710	3	########	23	1	759	375.3	Measured	0.049	Calculated	804.6	Measured	0.105	Calculated	421.9	Measured	0.055	Measured	7671.2	Measured	Coal	Dry bottom wall-fired	Dry Lime FGD	Low NOx Burner Technology w/ Overfire Air	Selective Catalytic Red	Baghouse	Halogenated PAC Sorbent Injection	ARP, CSNOX, CSOSG2E, CSSO2G1, MATS
MI	J H Campbell	1710	3	########	0	1	760	392.4	Measured	0.051	Calculated	802.6	Measured	0.105	Calculated	436.2	Measured	0.057	Measured	7652.9	Measured	Coal	Dry bottom wall-fired	Dry Lime FGD	Low NOx Burner Technology w/ Overfire Air	Selective Catalytic Red	Baghouse	Halogenated PAC Sorbent Injection	ARP, CSNOX, CSOSG2E, CSSO2G1, MATS
MI	J H Campbell	1710	3	########	1	1	760	388.6	Measured	0.051	Calculated	799.1	Measured	0.105	Calculated	441.9	Measured	0.058	Measured	7619.3	Measured	Coal	Dry bottom wall-fired	Dry Lime FGD	Low NOx Burner Technology w/ Overfire Air	Selective Catalytic Red	Baghouse	Halogenated PAC Sorbent Injection	ARP, CSNOX, CSOSG2E, CSSO2G1, MATS
MI	J H Campbell	1710	3	########	2	1	759	373.8	Measured	0.049	Calculated	798.5	Measured	0.105	Calculated	441.6	Measured	0.058	Measured	7613.8	Measured	Coal	Dry bottom wall-fired	Dry Lime FGD	Low NOx Burner Technology w/ Overfire Air	Selective Catalytic Red	Baghouse	Halogenated PAC Sorbent Injection	ARP, CSNOX, CSOSG2E, CSSO2G1, MATS
MI	J H Campbell	1710	3	########	3	1	759	372.5	Measured	0.049	Calculated	800.2	Measured	0.105	Calculated	465.4	Measured	0.061	Measured	7630.1	Measured	Coal	Dry bottom wall-fired	Dry Lime FGD	Low NOx Burner Technology w/ Overfire Air	Selective Catalytic Red	Baghouse	Halogenated PAC Sorbent Injection	ARP, CSNOX, CSOSG2E, CSSO2G1, MATS
MI	J H Campbell	1710	3	########	4	1	758	375.8	Measured	0.049	Calculated	805.6	Measured	0.105	Calculated	437.8	Measured	0.057	Measured	7681.3	Measured	Coal	Dry bottom wall-fired	Dry Lime FGD	Low NOx Burner Technology w/ Overfire Air	Selective Catalytic Red	Baghouse	Halogenated PAC Sorbent Injection	ARP, CSNOX, CSOSG2E, CSSO2G1, MATS
MI	J H Campbell	1710	3	########	5	1	759	397.5	Measured	0.052	Calculated	803.3	Measured	0.105	Calculated	436.6	Measured	0.057	Measured	7659.4	Measured	Coal	Dry bottom wall-fired	Dry Lime FGD	Low NOx Burner Technology w/ Overfire Air	Selective Catalytic Red	Baghouse	Halogenated PAC Sorbent Injection	ARP, CSNOX, CSOSG2E, CSSO2G1, MATS
MI	J H Campbell	1710	3	########	6	1	759	421	Measured	0.054	Calculated	818.9	Measured	0.105	Calculated	429.4	Measured	0.055	Measured	7807.5	Measured	Coal	Dry bottom wall-fired	Dry Lime FGD	Low NOx Burner Technology w/ Overfire Air	Selective Catalytic Red	Baghouse	Halogenated PAC Sorbent Injection	ARP, CSNOX, CSOSG2E, CSSO2G1, MATS
MI	J H Campbell	1710	3	########	7	1	759	430.2	Measured	0.055	Calculated	816.7	Measured	0.105	Calculated	436.1	Measured	0.056	Measured	7787.3	Measured	Coal	Dry bottom wall-fired	Dry Lime FGD	Low NOx Burner Technology w/ Overfire Air	Selective Catalytic Red	Baghouse	Halogenated PAC Sorbent Injection	ARP, CSNOX, CSOSG2E, CSSO2G1, MATS
MI	J H Campbell	1710	3	########	8	1	758	395.4	Measured	0.051	Calculated	817.5	Measured	0.105	Calculated	452.1	Measured	0.058	Measured	7794.6	Measured	Coal	Dry bottom wall-fired	Dry Lime FGD	Low NOx Burner Technology w/ Overfire Air	Selective Catalytic Red	Baghouse	Halogenated PAC Sorbent Injection	ARP, CSNOX, CSOSG2E, CSSO2G1, MATS
MI	J H Campbell	1710	3	########	9	1	759	501.1	Measured	0.064	Calculated	817.7	Measured	0.105	Calculated	491.2	Measured	0.063	Measured	7796.6	Measured	Coal	Dry bottom wall-fired	Dry Lime FGD	Low NOx Burner Technology w/ Overfire Air	Selective Catalytic Red	Baghouse	Halogenated PAC Sorbent Injection	ARP, CSNOX, CSOSG2E, CSSO2G1, MATS
MI	J H Campbell	1710	3	########	10	1	758	416.8	Measured	0.054	Calculated	814.7	Measured	0.105	Calculated	435	Measured	0.056	Measured	7768.2	Measured	Coal	Dry bottom wall-fired	Dry Lime FGD	Low NOx Burner Technology w/ Overfire Air	Selective Catalytic Red	Baghouse	Halogenated PAC Sorbent Injection	ARP, CSNOX, CSOSG2E, CSSO2G1, MATS
MI	J H Campbell	1710	3	########	11	1	758	386.4	Measured	0.05	Calculated	808.8	Measured	0.105	Calculated	431.9	Measured	0.056	Measured	7711.7	Measured	Coal	Dry bottom wall-fired	Dry Lime FGD	Low NOx Burner Technology w/ Overfire Air	Selective Catalytic Red	Baghouse	Halogenated PAC Sorbent Injection	ARP, CSNOX, CSOSG2E, CSSO2G1, MATS
MI	J H Campbell	1710	3	########	12	1	758	367.6	Measured	0.048	Calculated	808.3	Measured	0.105	Calculated	423.9	Measured	0.055	Measured	7706.8	Measured	Coal	Dry bottom wall-fired	Dry Lime FGD	Low NOx Burner Technology w/ Overfire Air	Selective Catalytic Red	Baghouse	Halogenated PAC Sorbent Injection	ARP, CSNOX, CSOSG2E, CSSO2G1, MATS
MI	J H Campbell	1710	3	########	13	1	758	379.1	Measured	0.049	Calculated	810.9	Measured	0.105	Calculated	402	Measured	0.052	Measured	7731.4	Measured	Coal	Dry bottom wall-fired	Dry Lime FGD	Low NOx Burner Technology w/ Overfire Air	Selective Catalytic Red	Baghouse	Halogenated PAC Sorbent Injection	ARP, CSNOX, CSOSG2E, CSSO2G1, MATS
MI	J H Campbell	1710	3	########	14	1	758	416.6	Measured	0.054	Calculated	807.3	Measured	0.105	Calculated	400.3	Measured	0.052	Measured	7697.7	Measured	Coal	Dry bottom wall-fired	Dry Lime FGD	Low NOx Burner Technology w/ Overfire Air	Selective Catalytic Red	Baghouse	Halogenated PAC Sorbent Injection	ARP, CSNOX, CSOSG2E, CSSO2G1, MATS
MI	J H Campbell	1710	3	########	15	1	758	455.3	Measured	0.059	Calculated	806.3	Measured	0.105	Calculated	346	Measured	0.045	Measured	7687.8	Measured	Coal	Dry bottom wall-fired	Dry Lime FGD	Low NOx Burner Technology w/ Overfire Air	Selective Catalytic Red	Baghouse	Halogenated PAC Sorbent Injection	ARP, CSNOX, CSOSG2E, CSSO2G1, MATS
MI	J H Campbell	1710	3	########	16	1	757	313.2	Measured	0.04	Calculated	817.1	Measured	0.105	Calculated	303.8	Measured	0.039	Measured	7790.6	Measured	Coal	Dry bottom wall-fired	Dry Lime FGD	Low NOx Burner Technology w/ Overfire Air	Selective Catalytic Red	Baghouse	Halogenated PAC Sorbent Injection	ARP, CSNOX, CSOSG2E, CSSO2G1, MATS
MI	J H Campbell	1710	3	########	17	1	758	355.5	Measured	0.046	Calculated	816.1	Measured	0.105	Calculated	303.5	Measured	0.039	Measured	7781.6	Measured	Coal	Dry bottom wall-fired	Dry Lime FGD	Low NOx Burner Technology w/ Overfire Air	Selective Catalytic Red	Baghouse	Halogenated PAC Sorbent Injection	ARP, CSNOX, CSOSG2E, CSSO2G1, MATS
MI	J H Campbell	1710	3	########	18	1	756	391.7	Measured	0.051	Calculated	811.2	Measured	0.105	Calculated	309.4	Measured	0.04	Measured	7734.6	Measured	Coal	Dry bottom wall-fired	Dry Lime FGD	Low NOx Burner Technology w/ Overfire Air	Selective Catalytic Red	Baghouse	Halogenated PAC Sorbent Injection	ARP, CSNOX, CSOSG2E, CSSO2G1, MATS
MI	J H Campbell	1710	3	########	19	1	757	394.1	Measured	0.051	Calculated	814.8	Measured	0.105	Calculated	303	Measured	0.039	Measured	7768.5	Measured	Coal	Dry bottom wall-fired	Dry Lime FGD	Low NOx Burner Technology w/ Overfire Air	Selective Catalytic Red	Baghouse	Halogenated PAC Sorbent Injection	ARP, CSNOX, CSOSG2E, CSSO2G1, MATS
MI	J H Campbell	1710	3	########	20	1	756	370.1	Measured	0.048	Calculated	814.9	Measured	0.105	Calculated	303	Measured	0.039	Measured	7770.2	Measured	Coal	Dry bottom wall-fired	Dry Lime FGD	Low NOx Burner Technology w/ Overfire Air	Selective Catalytic Red	Baghouse	Halogenated PAC Sorbent Injection	ARP, CSNOX, CSOSG2E, CSSO2G1, MATS
MI	J H Campbell	1710	3	########	21	1	756	357.4	Measured	0.046	Calculated	818.1	Measured	0.105	Calculated	327.6	Measured	0.042	Measured	7800.5	Measured	Coal	Dry bottom wall-fired	Dry Lime FGD	Low NOx Burner Technology w/ Overfire Air	Selective Catalytic Red	Baghouse	Halogenated PAC Sorbent Injection	ARP, CSNOX, CSOSG2E, CSSO2G1, MATS
MI	J H Campbell	1710	3	########	22	1	757	353	Measured	0.045	Calculated	817.2	Measured	0.105	Calculated	342.9	Measured	0.044	Measured	7792.1	Measured	Coal	Dry bottom wall-fired	Dry Lime FGD	Low NOx Burner Technology w/ Overfire Air	Selective Catalytic Red	Baghouse	Halogenated PAC Sorbent Injection	ARP, CSNOX, CSOSG2E, CSSO2G1, MATS
MI	J H Campbell	1710	3	########	23	1	757	392.3	Measured	0.05	Calculated	822	Measured	0.105	Calculated	321.3	Measured	0.041	Measured	7837.1	Measured	Coal	Dry bottom wall-fired	Dry Lime FGD	Low NOx Burner Technology w/ Overfire Air	Selective Catalytic Red	Baghouse	Halogenated PAC Sorbent Injection	ARP, CSNOX, CSOSG2E, CSSO2G1, MATS
MI	J H Campbell	1710	3	########	0	1	756	376.5	Measured	0.048	Calculated	822.7	Measured	0.105	Calculated	329.5	Measured	0.042	Measured	7844.2	Measured	Coal	Dry bottom wall-fired	Dry Lime FGD	Low NOx Burner Technology w/ Overfire Air	Selective Catalytic Red	Baghouse	Halogenated PAC Sorbent Injection	ARP, CSNOX, CSOSG2E, CSSO2G1, MATS
MI	J H Campbell	1710	3	########	1	1	757	353.7	Measured	0.045	Calculated	821.3	Measured	0.105	Calculated	328.9	Measured	0.042	Measured	7830.7	Measured	Coal	Dry bottom wall-fired	Dry Lime FGD	Low NOx Burner Technology w/ Overfire Air	Selective Catalytic Red	Baghouse	Halogenated PAC Sorbent Injection	ARP, CSNOX, CSOSG2E, CSSO2G1, MATS
MI	J H Campbell	1710	3	########	2	1	756	371.6	Measured	0.047	Calculated	820.7	Measured	0.105	Calculated	344.3	Measured	0.044	Measured	7825	Measured	Coal	Dry bottom wall-fired	Dry Lime FGD	Low NOx Burner Technology w/ Overfire Air	Selective Catalytic Red	Baghouse	Halogenated PAC Sorbent Injection	ARP, CSNOX, CSOSG2E, CSSO2G1, MATS
MI	J H Campbell	1710	3	########	3	1	757	393.5	Measured	0.05	Calculated	820.3	Measured	0.105	Calculated	352	Measured	0.045	Measured	7821.3	Measured	Coal	Dry bottom wall-fired	Dry Lime FGD	Low NOx Burner Technology w/ Overfire Air	Selective Catalytic Red	Baghouse	Halogenated PAC Sorbent Injection	ARP, CSNOX, CSOSG2E, CSSO2G1, MATS
MI	J H Campbell	1710	3	########	4	1	755	395.7	Measured	0.051	Calculated	816.6	Measured	0.105	Calculated	327	Measured	0.042	Measured	7786.3	Measured	Coal	Dry bottom wall-fired	Dry Lime FGD	Low NOx Burner Technology w/ Overfire Air	Selective Catalytic Red	Baghouse	Halogenated PAC Sorbent Injection	ARP, CSNOX, CSOSG2E, CSSO2G1, MATS
MI	J H Campbell	1710	3	########	5	1	755	359.7	Measured	0.046	Calculated	816.4	Measured	0.105	Calculated	327	Measured	0.042	Measured	7784.6	Measured	Coal	Dry bottom wall-fired	Dry Lime FGD	Low NOx Burner Technology w/ Overfire Air	Selective Catalytic Red	Baghouse	Halogenated PAC Sorbent Injection	ARP, CSNOX, CSOSG2E, CSSO2G1, MATS
MI	J H Campbell	1710	3	########	6	1	756	339.9	Measured	0.043	Calculated	821.7	Measured	0.105	Calculated	321.2	Measured	0.041	Measured	7835	Measured	Coal	Dry bottom wall-fired	Dry Lime FGD	Low NOx Burner Technology w/ Overfire Air	Selective Catalytic Red	Baghouse	Halogenated PAC Sorbent Injection	ARP, CSNOX, CSOSG2E, CSSO2G1, MATS
MI	J H Campbell	1710	3	########	7	1	757	540.1	Measured	0.068	Calculated	828	Measured	0.105	Calculated	315.8	Measured	0.04	Measured	7894.7	Measured	Coal	Dry bottom wall-fired	Dry Lime FGD	Low NOx Burner Technology w/ Overfire Air	Selective Catalytic Red	Baghouse	Halogenated PAC Sorbent Injection	ARP, CSNOX, CSOSG2E, CSSO2G1, MATS
MI	J H Campbell	1710	3	########	8	1	755	590	Measured	0.076	Calculated	818.5	Measured	0.105	Calculated	312.2	Measured	0.04	Measured	7804.3	Measured	Coal	Dry bottom wall-fired	Dry Lime FGD	Low NOx Burner Technology w/ Overfire Air	Selective Catalytic Red	Baghouse	Halogenated PAC Sorbent Injection	ARP, CSNOX, CSOSG2E, CSSO2G1, MATS
MI	J H Campbell	1710	3	########	9	1	755	466.4	Measured	0.059	Calculated	824.7	Measured	0.105	Calculated	322.4	Measured	0.041	Measured	7863.6	Measured	Coal	Dry bottom wall-fired	Dry Lime FGD	Low NOx Burner Technology w/ Overfire Air	Selective Catalytic Red	Baghouse	Halogenated PAC Sorbent Injection	ARP, CSNOX, CSOSG2E, CSSO2G1, MATS
MI	J H Campbell	1710	3	########	10	1	756	408.2	Measured	0.052	Calculated	824.4	Measured	0.105	Calculated	330.1	Measured	0.042	Measured	7860.5	Measured	Coal	Dry bottom wall-fired	Dry Lime FGD	Low NOx Burner Technology w/ Overfire Air	Selective Catalytic Red	Baghouse	Halogenated PAC Sorbent Injection	ARP, CSNOX, CSOSG2E, CSSO2G1, MATS
MI	J H Campbell	1710	3	########	11	1	756	348.8	Measured	0.044	Calculated	826	Measured	0.105	Calculated	346.5	Measured	0.044	Measured	7875.7	Measured	Coal	Dry bottom wall-fired	Dry Lime FGD	Low NOx Burner Technology w/ Overfire Air	Selective Catalytic Red	Baghouse	Halogenated PAC Sorbent Injection	ARP, CSNOX, CSOSG2E, CSSO2G1, MATS
MI	J H Campbell	1710	3	########	12	1	756	336.9	Measured	0.043	Calculated	824.2	Measured	0.105	Calculated	369.4	Measured	0.047	Measured	7859	Measured	Coal	Dry bottom wall-fired	Dry Lime FGD	Low NOx Burner Technology w/ Overfire Air	Selective Catalytic Red	Baghouse	Halogenated PAC Sorbent Injection	ARP, CSNOX, CSOSG2E, CSSO2G1, MATS
MI	J H Campbell	1710	3	########	13	1	756	353.4	Measured	0.045	Calculated	827.5	Measured	0.105	Calculated	331.4	Measured	0.042	Measured	7889.8	Measured	Coal	Dry bottom wall-fired	Dry Lime FGD	Low NOx Burner Technology w/ Overfire Air	Selective Catalytic Red	Baghouse	Halogenated PAC Sorbent Injection	ARP, CSNOX, CSOSG2E, CSSO2G1, MATS
MI	J H Campbell	1710	3	########	14	1	756	427.9	Measured	0.054	Calculated	823.8	Measured	0.105	Calculated	314.2	Measured	0.04	Measured	7854.8	Measured	Coal	Dry bottom wall-fired	Dry Lime FGD	Low NOx Burner Technology w/ Overfire Air	Selective Catalytic Red	Baghouse	Halogenated PAC Sorbent Injection	ARP, CSNOX, CSOSG2E, CSSO2G1, MATS
MI	J H Campbell	1710	3	########	15	1	757	355.2	Measured	0.045	Calculated	820	Measured	0.105	Calculated	328.4	Measured	0.042	Measured	7818.1	Measured	Coal	Dry bottom wall-fired	Dry Lime FGD	Low NOx Burner Technology w/ Overfire Air	Selective Catalytic Red	Baghouse	Halogenated PAC Sorbent Injection	ARP, CSNOX, CSOSG2E, CSSO2G1, MATS
MI	J H Campbell	1710	3	########	16	1	756	357.8	Measured	0.046	Calculated	821.3	Measured	0.105	Calculated	344.5	Measured	0.044	Measured	7830.6	Measured	Coal	Dry bottom wall-fired	Dry Lime FGD	Low NOx Burner Technology w/ Overfire Air	Selective Catalytic Red	Baghouse	Halogenated PAC Sorbent Injection	ARP, CSNOX, CSOSG2E, CSSO2G1, MATS
MI	J H Campbell	1710	3	########	17	1	756	369.3	Measured	0.047	Calculated	820.1	Measured	0.105	Calculated	344.1	Measured	0.044	Measured	7819.7	Measured	Coal	Dry bottom wall-fired	Dry Lime FGD	Low NOx Burner Technology w/ Overfire Air	Selective Catalytic Red	Baghouse	Halogenated PAC Sorbent Injection	ARP, CSNOX, CSOSG2E, CSSO2G1, MATS
MI	J H Campbell	1710	3	########	18	1	756	358.8	Measured	0.046	Calculated	816.8	Measured	0.105	Calculated	327.1	Measured	0.042	Measured	7787.7	Measured	Coal	Dry bottom wall-fired	Dry Lime FGD	Low NOx Burner Technology w/ Overfire Air	Selective Catalytic Red	Baghouse	Halogenated PAC Sorbent Injection	ARP, CSNOX, CSOSG2E, CSSO2G1, MATS
MI	J H Campbell	1710	3	########	19	1	757	343.8	Measured	0.044	Calculated	819.5	Measured	0.105	Calculated	320.4	Measured	0.041	Measured	7813.6	Measured	Coal	Dry bottom wall-fired	Dry Lime FGD	Low NOx Burner Technology w/ Overfire Air	Selective Catalytic Red	Baghouse	Halogenated PAC Sorbent Injection	ARP, CSNOX, CSOSG2E, CSSO2G1, MATS
MI	J H Campbell	1710	3	########	20	1	757	312.7	Measured	0.04	Calculated	817.5

MI	J H Campbell	1710	3	########	19	1	757	408.8	Measured	0.054	Calculated	801.1	Measured	0.105	Calculated	542.3	Measured	0.071	Measured	7638.7	Measured	Coal	Dry bottom wall-fired	Dry Lime FGD	Low NOx Burner Technology w/ Overfire Air	Selective Catalytic Red	Baghouse	Halogenated PAC Sorbent Injection	ARP, CSNOX, CSOSG2E, CSSO2G1, MATS
MI	J H Campbell	1710	3	########	20	1	757	375.9	Measured	0.049	Calculated	810.2	Measured	0.105	Calculated	525.3	Measured	0.068	Measured	7725	Measured	Coal	Dry bottom wall-fired	Dry Lime FGD	Low NOx Burner Technology w/ Overfire Air	Selective Catalytic Red	Baghouse	Halogenated PAC Sorbent Injection	ARP, CSNOX, CSOSG2E, CSSO2G1, MATS
MI	J H Campbell	1710	3	########	21	1	758	366	Measured	0.048	Calculated	803.5	Measured	0.105	Calculated	521	Measured	0.068	Measured	7661.3	Measured	Coal	Dry bottom wall-fired	Dry Lime FGD	Low NOx Burner Technology w/ Overfire Air	Selective Catalytic Red	Baghouse	Halogenated PAC Sorbent Injection	ARP, CSNOX, CSOSG2E, CSSO2G1, MATS
MI	J H Campbell	1710	3	########	22	1	757	324.7	Measured	0.042	Calculated	805.2	Measured	0.105	Calculated	468.3	Measured	0.061	Measured	7677.7	Measured	Coal	Dry bottom wall-fired	Dry Lime FGD	Low NOx Burner Technology w/ Overfire Air	Selective Catalytic Red	Baghouse	Halogenated PAC Sorbent Injection	ARP, CSNOX, CSOSG2E, CSSO2G1, MATS
MI	J H Campbell	1710	3	########	23	1	757	216.6	Measured	0.028	Calculated	799	Measured	0.105	Calculated	396.1	Measured	0.052	Measured	7618.2	Measured	Coal	Dry bottom wall-fired	Dry Lime FGD	Low NOx Burner Technology w/ Overfire Air	Selective Catalytic Red	Baghouse	Halogenated PAC Sorbent Injection	ARP, CSNOX, CSOSG2E, CSSO2G1, MATS
MI	J H Campbell	1710	3	########	0	1	757	259.8	Measured	0.034	Calculated	809.1	Measured	0.105	Calculated	362.6	Measured	0.047	Measured	7714.4	Measured	Coal	Dry bottom wall-fired	Dry Lime FGD	Low NOx Burner Technology w/ Overfire Air	Selective Catalytic Red	Baghouse	Halogenated PAC Sorbent Injection	ARP, CSNOX, CSOSG2E, CSSO2G1, MATS
MI	J H Campbell	1710	3	########	1	1	758	309.1	Measured	0.04	Calculated	811.7	Measured	0.105	Calculated	356	Measured	0.046	Measured	7739.4	Measured	Coal	Dry bottom wall-fired	Dry Lime FGD	Low NOx Burner Technology w/ Overfire Air	Selective Catalytic Red	Baghouse	Halogenated PAC Sorbent Injection	ARP, CSNOX, CSOSG2E, CSSO2G1, MATS
MI	J H Campbell	1710	3	########	2	1	758	344	Measured	0.044	Calculated	813	Measured	0.105	Calculated	341.1	Measured	0.044	Measured	7752.1	Measured	Coal	Dry bottom wall-fired	Dry Lime FGD	Low NOx Burner Technology w/ Overfire Air	Selective Catalytic Red	Baghouse	Halogenated PAC Sorbent Injection	ARP, CSNOX, CSOSG2E, CSSO2G1, MATS
MI	J H Campbell	1710	3	########	3	1	757	374.1	Measured	0.048	Calculated	812.4	Measured	0.105	Calculated	317.6	Measured	0.041	Measured	7745.7	Measured	Coal	Dry bottom wall-fired	Dry Lime FGD	Low NOx Burner Technology w/ Overfire Air	Selective Catalytic Red	Baghouse	Halogenated PAC Sorbent Injection	ARP, CSNOX, CSOSG2E, CSSO2G1, MATS
MI	J H Campbell	1710	3	########	4	1	757	396.1	Measured	0.051	Calculated	812	Measured	0.105	Calculated	325.2	Measured	0.042	Measured	7741.9	Measured	Coal	Dry bottom wall-fired	Dry Lime FGD	Low NOx Burner Technology w/ Overfire Air	Selective Catalytic Red	Baghouse	Halogenated PAC Sorbent Injection	ARP, CSNOX, CSOSG2E, CSSO2G1, MATS
MI	J H Campbell	1710	3	########	5	1	757	683.8	Measured	0.09	Calculated	798.7	Measured	0.105	Calculated	342.7	Measured	0.045	Measured	7615.5	Measured	Coal	Dry bottom wall-fired	Dry Lime FGD	Low NOx Burner Technology w/ Overfire Air	Selective Catalytic Red	Baghouse	Halogenated PAC Sorbent Injection	ARP, CSNOX, CSOSG2E, CSSO2G1, MATS
MI	J H Campbell	1710	3	########	6	1	757	1020.8	Measured	0.136	Calculated	788	Measured	0.105	Calculated	353.1	Measured	0.047	Measured	7513.5	Measured	Coal	Dry bottom wall-fired	Dry Lime FGD	Low NOx Burner Technology w/ Overfire Air	Selective Catalytic Red	Baghouse	Halogenated PAC Sorbent Injection	ARP, CSNOX, CSOSG2E, CSSO2G1, MATS
MI	J H Campbell	1710	3	########	7	1	757	808.8	Measured	0.107	Calculated	794.5	Measured	0.105	Calculated	348.5	Measured	0.046	Measured	7575.1	Measured	Coal	Dry bottom wall-fired	Dry Lime FGD	Low NOx Burner Technology w/ Overfire Air	Selective Catalytic Red	Baghouse	Halogenated PAC Sorbent Injection	ARP, CSNOX, CSOSG2E, CSSO2G1, MATS
MI	J H Campbell	1710	3	########	8	1	757	585.9	Measured	0.072	Calculated	849.6	Measured	0.105	Calculated	340.2	Measured	0.042	Measured	8100.3	Measured	Coal	Dry bottom wall-fired	Dry Lime FGD	Low NOx Burner Technology w/ Overfire Air	Selective Catalytic Red	Baghouse	Halogenated PAC Sorbent Injection	ARP, CSNOX, CSOSG2E, CSSO2G1, MATS
MI	J H Campbell	1710	3	########	9	1	757	458.8	Measured	0.056	Calculated	852.4	Measured	0.105	Calculated	341.4	Measured	0.042	Measured	8127.9	Measured	Coal	Dry bottom wall-fired	Dry Lime FGD	Low NOx Burner Technology w/ Overfire Air	Selective Catalytic Red	Baghouse	Halogenated PAC Sorbent Injection	ARP, CSNOX, CSOSG2E, CSSO2G1, MATS
MI	J H Campbell	1710	3	########	10	1	757	398.2	Measured	0.05	Calculated	827.1	Measured	0.105	Calculated	354.9	Measured	0.045	Measured	7886.6	Measured	Coal	Dry bottom wall-fired	Dry Lime FGD	Low NOx Burner Technology w/ Overfire Air	Selective Catalytic Red	Baghouse	Halogenated PAC Sorbent Injection	ARP, CSNOX, CSOSG2E, CSSO2G1, MATS
MI	J H Campbell	1710	3	########	11	1	757	362.1	Measured	0.046	Calculated	819.8	Measured	0.105	Calculated	367.4	Measured	0.047	Measured	7816.4	Measured	Coal	Dry bottom wall-fired	Dry Lime FGD	Low NOx Burner Technology w/ Overfire Air	Selective Catalytic Red	Baghouse	Halogenated PAC Sorbent Injection	ARP, CSNOX, CSOSG2E, CSSO2G1, MATS
MI	J H Campbell	1710	3	########	12	1	758	344.6	Measured	0.044	Calculated	816.2	Measured	0.105	Calculated	381.3	Measured	0.049	Measured	7781.8	Measured	Coal	Dry bottom wall-fired	Dry Lime FGD	Low NOx Burner Technology w/ Overfire Air	Selective Catalytic Red	Baghouse	Halogenated PAC Sorbent Injection	ARP, CSNOX, CSOSG2E, CSSO2G1, MATS
MI	J H Campbell	1710	3	########	13	1	757	335.5	Measured	0.043	Calculated	813.2	Measured	0.105	Calculated	379.9	Measured	0.049	Measured	7753.2	Measured	Coal	Dry bottom wall-fired	Dry Lime FGD	Low NOx Burner Technology w/ Overfire Air	Selective Catalytic Red	Baghouse	Halogenated PAC Sorbent Injection	ARP, CSNOX, CSOSG2E, CSSO2G1, MATS
MI	J H Campbell	1710	3	########	14	1	758	296.9	Measured	0.039	Calculated	808.7	Measured	0.105	Calculated	501.2	Measured	0.065	Measured	7710.4	Measured	Coal	Dry bottom wall-fired	Dry Lime FGD	Low NOx Burner Technology w/ Overfire Air	Selective Catalytic Red	Baghouse	Halogenated PAC Sorbent Injection	ARP, CSNOX, CSOSG2E, CSSO2G1, MATS
MI	J H Campbell	1710	3	########	15	1	758	306	Measured	0.04	Calculated	810.4	Measured	0.105	Calculated	540.9	Measured	0.07	Measured	7727.1	Measured	Coal	Dry bottom wall-fired	Dry Lime FGD	Low NOx Burner Technology w/ Overfire Air	Selective Catalytic Red	Baghouse	Halogenated PAC Sorbent Injection	ARP, CSNOX, CSOSG2E, CSSO2G1, MATS
MI	J H Campbell	1710	3	########	16	1	758	384.6	Measured	0.049	Calculated	815.9	Measured	0.105	Calculated	536.8	Measured	0.069	Measured	7779.8	Measured	Coal	Dry bottom wall-fired	Dry Lime FGD	Low NOx Burner Technology w/ Overfire Air	Selective Catalytic Red	Baghouse	Halogenated PAC Sorbent Injection	ARP, CSNOX, CSOSG2E, CSSO2G1, MATS
MI	J H Campbell	1710	3	########	17	1	757	345.9	Measured	0.045	Calculated	814.9	Measured	0.105	Calculated	528.3	Measured	0.068	Measured	7769.4	Measured	Coal	Dry bottom wall-fired	Dry Lime FGD	Low NOx Burner Technology w/ Overfire Air	Selective Catalytic Red	Baghouse	Halogenated PAC Sorbent Injection	ARP, CSNOX, CSOSG2E, CSSO2G1, MATS
MI	J H Campbell	1710	3	########	18	1	758	444.2	Measured	0.057	Calculated	814.3	Measured	0.105	Calculated	535.7	Measured	0.069	Measured	7764.3	Measured	Coal	Dry bottom wall-fired	Dry Lime FGD	Low NOx Burner Technology w/ Overfire Air	Selective Catalytic Red	Baghouse	Halogenated PAC Sorbent Injection	ARP, CSNOX, CSOSG2E, CSSO2G1, MATS
MI	J H Campbell	1710	3	########	19	1	758	384.2	Measured	0.049	Calculated	815.1	Measured	0.105	Calculated	528.5	Measured	0.068	Measured	7771.5	Measured	Coal	Dry bottom wall-fired	Dry Lime FGD	Low NOx Burner Technology w/ Overfire Air	Selective Catalytic Red	Baghouse	Halogenated PAC Sorbent Injection	ARP, CSNOX, CSOSG2E, CSSO2G1, MATS
MI	J H Campbell	1710	3	########	20	1	758	389.9	Measured	0.05	Calculated	814.2	Measured	0.105	Calculated	535.7	Measured	0.069	Measured	7763.5	Measured	Coal	Dry bottom wall-fired	Dry Lime FGD	Low NOx Burner Technology w/ Overfire Air	Selective Catalytic Red	Baghouse	Halogenated PAC Sorbent Injection	ARP, CSNOX, CSOSG2E, CSSO2G1, MATS
MI	J H Campbell	1710	3	########	21	1	758	421	Measured	0.054	Calculated	819.2	Measured	0.105	Calculated	546.8	Measured	0.07	Measured	7810.9	Measured	Coal	Dry bottom wall-fired	Dry Lime FGD	Low NOx Burner Technology w/ Overfire Air	Selective Catalytic Red	Baghouse	Halogenated PAC Sorbent Injection	ARP, CSNOX, CSOSG2E, CSSO2G1, MATS
MI	J H Campbell	1710	3	########	22	1	757	375.4	Measured	0.048	Calculated	813.5	Measured	0.105	Calculated	442.1	Measured	0.057	Measured	7756.2	Measured	Coal	Dry bottom wall-fired	Dry Lime FGD	Low NOx Burner Technology w/ Overfire Air	Selective Catalytic Red	Baghouse	Halogenated PAC Sorbent Injection	ARP, CSNOX, CSOSG2E, CSSO2G1, MATS
MI	J H Campbell	1710	3	########	23	1	757	371.9	Measured	0.048	Calculated	814.5	Measured	0.105	Calculated	411.6	Measured	0.053	Measured	7766.5	Measured	Coal	Dry bottom wall-fired	Dry Lime FGD	Low NOx Burner Technology w/ Overfire Air	Selective Catalytic Red	Baghouse	Halogenated PAC Sorbent Injection	ARP, CSNOX, CSOSG2E, CSSO2G1, MATS
MI	J H Campbell	1710	3	########	0	1	759	388.3	Measured	0.05	Calculated	815.2	Measured	0.105	Calculated	419.7	Measured	0.054	Measured	7772.4	Measured	Coal	Dry bottom wall-fired	Dry Lime FGD	Low NOx Burner Technology w/ Overfire Air	Selective Catalytic Red	Baghouse	Halogenated PAC Sorbent Injection	ARP, CSNOX, CSOSG2E, CSSO2G1, MATS
MI	J H Campbell	1710	3	########	1	1	758	387.7	Measured	0.05	Calculated	820.8	Measured	0.105	Calculated	414.8	Measured	0.053	Measured	7826.1	Measured	Coal	Dry bottom wall-fired	Dry Lime FGD	Low NOx Burner Technology w/ Overfire Air	Selective Catalytic Red	Baghouse	Halogenated PAC Sorbent Injection	ARP, CSNOX, CSOSG2E, CSSO2G1, MATS
MI	J H Campbell	1710	3	########	2	1	758	379.4	Measured	0.05	Calculated	799.7	Measured	0.105	Calculated	419.3	Measured	0.055	Measured	7624.5	Measured	Coal	Dry bottom wall-fired	Dry Lime FGD	Low NOx Burner Technology w/ Overfire Air	Selective Catalytic Red	Baghouse	Halogenated PAC Sorbent Injection	ARP, CSNOX, CSOSG2E, CSSO2G1, MATS
MI	J H Campbell	1710	3	########	3	1	758	385.5	Measured	0.051	Calculated	799.8	Measured	0.105	Calculated	411.8	Measured	0.054	Measured	7625.4	Measured	Coal	Dry bottom wall-fired	Dry Lime FGD	Low NOx Burner Technology w/ Overfire Air	Selective Catalytic Red	Baghouse	Halogenated PAC Sorbent Injection	ARP, CSNOX, CSOSG2E, CSSO2G1, MATS
MI	J H Campbell	1710	3	########	4	1	758	369.4	Measured	0.048	Calculated	799.6	Measured	0.105	Calculated	419.3	Measured	0.055	Measured	7624	Measured	Coal	Dry bottom wall-fired	Dry Lime FGD	Low NOx Burner Technology w/ Overfire Air	Selective Catalytic Red	Baghouse	Halogenated PAC Sorbent Injection	ARP, CSNOX, CSOSG2E, CSSO2G1, MATS
MI	J H Campbell	1710	3	########	5	1	757	393.7	Measured	0.051	Calculated	813.9	Measured	0.105	Calculated	442.3	Measured	0.057	Measured	7760.2	Measured	Coal	Dry bottom wall-fired	Dry Lime FGD	Low NOx Burner Technology w/ Overfire Air	Selective Catalytic Red	Baghouse	Halogenated PAC Sorbent Injection	ARP, CSNOX, CSOSG2E, CSSO2G1, MATS
MI	J H Campbell	1710	3	########	6	1	759	434.6	Measured	0.056	Calculated	811.5	Measured	0.105	Calculated	433.3	Measured	0.056	Substitute	7737	Measured	Coal	Dry bottom wall-fired	Dry Lime FGD	Low NOx Burner Technology w/ Overfire Air	Selective Catalytic Red	Baghouse	Halogenated PAC Sorbent Injection	ARP, CSNOX, CSOSG2E, CSSO2G1, MATS
MI	J H Campbell	1710	3	########	7	1	758	361.5	Measured	0.046	Calculated	827.5	Measured	0.105	Calculated	441.9	Measured	0.056	Substitute	7890.2	Measured	Coal	Dry bottom wall-fired	Dry Lime FGD	Low NOx Burner Technology w/ Overfire Air	Selective Catalytic Red	Baghouse	Halogenated PAC Sorbent Injection	ARP, CSNOX, CSOSG2E, CSSO2G1, MATS
MI	J H Campbell	1710	3	########	8	1	758	350	Measured	0.042	Calculated	877.2	Measured	0.105	Calculated	468.4	Measured	0.056	Measured	8364.2	Measured	Coal	Dry bottom wall-fired	Dry Lime FGD	Low NOx Burner Technology w/ Overfire Air	Selective Catalytic Red	Baghouse	Halogenated PAC Sorbent Injection	ARP, CSNOX, CSOSG2E, CSSO2G1, MATS
MI	J H Campbell	1710	3	########	9	1	758	507.4	Measured	0.062	Calculated	853.9	Measured	0.105	Calculated	480.3	Measured	0.059	Measured	8141.3	Measured	Coal	Dry bottom wall-fired	Dry Lime FGD	Low NOx Burner Technology w/ Overfire Air	Selective Catalytic Red	Baghouse	Halogenated PAC Sorbent Injection	ARP, CSNOX, CSOSG2E, CSSO2G1, MATS
MI	J H Campbell	1710	3	########	10	1	759	346.5	Measured	0.043	Calculated	843.9	Measured	0.105	Calculated	402.3	Measured	0.05	Measured	8046.5	Measured	Coal	Dry bottom wall-fired	Dry Lime FGD	Low NOx Burner Technology w/ Overfire Air	Selective Catalytic Red	Baghouse	Halogenated PAC Sorbent Injection	ARP, CSNOX, CSOSG2E, CSSO2G1, MATS
MI	J H Campbell	1710	3	########	11	1	758	372.3	Measured	0.047	Calculated	836.1	Measured	0.105	Calculated	358.7	Measured	0.045	Measured	7972.2	Measured	Coal	Dry bottom wall-fired	Dry Lime FGD	Low NOx Burner Technology w/ Overfire Air	Selective Catalytic Red	Baghouse	Halogenated PAC Sorbent Injection	ARP, CSNOX, CSOSG2E, CSSO2G1, MATS
MI	J H Campbell	1710	3	########	12	1	758	376.7	Measured	0.047	Calculated	837.1	Measured	0.105	Calculated	375.1	Measured	0.047	Measured	7981.1	Measured	Coal	Dry bottom wall-fired	Dry Lime FGD	Low NOx Burner Technology w/ Overfire Air	Selective Catalytic Red	Baghouse	Halogenated PAC Sorbent Injection	ARP, CSNOX, CSOSG2E, CSSO2G1, MATS
MI	J H Campbell	1710	3	########	13	1	759	370.3	Measured	0.046	Calculated	836.3	Measured	0.105	Calculated	366.8	Measured	0.046	Measured	7973.5	Measured	Coal	Dry bottom wall-fired	Dry Lime FGD	Low NOx Burner Technology w/ Overfire Air	Selective Catalytic Red	Baghouse	Halogenated PAC Sorbent Injection	ARP, CSNOX, CSOSG2E, CSSO2G1, MATS
MI	J H Campbell	1710	3	########	14	1	759	536.9	Measured	0.068	Calculated	825.4	Measured	0.105	Calculated	369.9	Measured	0.047	Measured	7870	Measured	Coal	Dry bottom wall-fired	Dry Lime FGD	Low NOx Burner Technology w/ Overfire Air	Selective Catalytic Red	Baghouse	Halogenated PAC Sorbent Injection	ARP, CSNOX, CSOSG2E, CSSO2G1, MATS
MI	J H Campbell	1710	3	########	15	1	758	417.9	Measured	0.053	Calculated	821	Measured	0.105	Calculated	391.4	Measured	0.05	Measured	7827.5	Measured	Coal	Dry bottom wall-fired	Dry Lime FGD	Low NOx Burner Technology w/ Overfire Air	Selective Catalytic Red	Baghouse	Halogenated PAC Sorbent Injection	ARP, CSNOX, CSOSG2E, CSSO2G1, MATS
MI	J H Campbell	1710	3	########	16	1	757	406.5	Measured	0.052	Calculated	818.2	Measured	0.105	Calculated	366.6	Measured	0.047	Measured	7801	Measured	Coal	Dry bottom wall-fired	Dry Lime FGD	Low NOx Burner Technology w/ Overfire Air	Selective Catalytic Red	Baghouse	Halogenated PAC Sorbent Injection	ARP, CSNOX, CSOSG2E, CSSO2G1, MATS
MI	J H Campbell	1710	3	########	17	1	757	402.1	Measured	0.051	Calculated	821.4	Measured	0.105	Calculated	368.1	Measured	0.047	Measured	7832.2	Measured	Coal	Dry bottom wall-fired	Dry Lime FGD	Low NOx Burner Technology w/ Overfire Air	Selective Catalytic Red	Baghouse	Halogenated PAC Sorbent Injection	ARP, CSNOX, CSOSG2E, CSSO2G1, MATS
MI	J H Campbell	1710	3	########	18	1	758	375.7	Measured	0.048	Calculated	821	Measured	0.105	Calculated	383.5	Measured	0.049	Measured	7827.5	Measured	Coal	Dry bottom wall-fired	Dry Lime FGD	Low NOx Burner Technology w/ Overfire Air	Selective Catalytic Red	Baghouse	Halogenated PAC Sorbent Injection	ARP, CSNOX, CSOSG2E, CSSO2G1, MATS
MI	J H Campbell	1710	3	########	19	1	759	338.5	Measured	0.043	Calculated	816.4	Measured	0.105	Calculated	506	Measured	0.065	Measured	7784.4	Measured	Coal	Dry bottom wall-fired	Dry Lime FGD	Low NOx Burner Technology w/ Overfire Air	Selective Catalytic Red	Baghouse	Halogenated PAC Sorbent Injection	ARP, CSNOX, CSOSG2E, CSSO2G1, MATS
MI	J H Campbell	1710	3	########	20	1	758	346	Measured	0.045	Calculated	815.1	Measured	0.105	Calculated	559.6	Measured	0.072	Measured	7771.6	Measured	Coal	Dry bottom wall-fired	Dry Lime FGD	Low NOx Burner Technology w/ Overfire Air	Selective Catalytic Red	Baghouse	Halogenated PAC Sorbent Injection	ARP, CSNOX, CSOSG2E, CSSO2G1, MATS
MI	J H Campbell	1710	3	########	21	1	758	310.7	Measured	0.04	Calculated	824.4	Measured	0.105	Calculated	550.2	Measured	0.07	Measured	7860.2	Measured	Coal	Dry bottom wall-fired	Dry Lime FGD	Low NOx Burner Technology w/ Overfire Air	Selective Catalytic Red	Baghouse	Halogenated PAC Sorbent Injection	ARP, CSNOX, CSOSG2E, CSSO2G1, MATS
MI	J H Campbell	1710	3	########	22	1	759	348.7	Measured	0.044	Calculated	823.6	Measured	0.105	Calculated	526.1	Measured	0.067	Measured	7852.6	Measured	Coal	Dry bottom wall-fired	Dry Lime FGD	Low NOx Burner Technology w/ Overfire Air	Selective Catalytic Red	Baghouse	Halogenated PAC Sorbent Injection	ARP, CSNOX, CSOSG2E, CSSO2G1, MATS
MI	J H Campbell	1710	3	########	23	1	758	377.4	Measured	0.048	Calculated	831.6	Measured	0.105	Calculated	507.4	Measured	0.064	Measured	7928.9	Measured	Coal	Dry bottom wall-fired	Dry Lime FGD	Low NOx Burner Technology w/ Overfire Air	Selective Catalytic Red	Baghouse	Halogenated PAC Sorbent Injection	ARP, CSNOX, CSOSG2E, CSSO2G1, MATS
MI	J H Campbell	1710	3	########	0	1	758	392.1	Measured	0.05	Calculated	821.5	Measured	0.105	Calculated	485.7	Measured	0.062	Measured	7833.2	Measured	Coal	Dry bottom wall-fired	Dry Lime FGD	Low NOx Burner Technology w/ Overfire Air	Selective Catalytic Red	Baghouse	Halogenated PAC Sorbent Injection	ARP, CSNOX, CSOSG2E, CSSO2G1, MATS
MI	J H Campbell	1710	3	########	1	1	757	368	Measured	0.047	Calculated	821.7	Measured	0.105	Calculated	454.4	Measured	0.058	Measured	7834.3	Measured	Coal	Dry bottom wall-fired	Dry Lime FGD	Low NOx Burner Technology w/ Overfire Air	Selective Catalytic Red	Baghouse	Halogenated PAC Sorbent Injection	ARP, CSNOX, CSOSG2E, CSSO2G1, MATS
MI	J H Campbell	1710	3	########	2	1	758	382.3	Measured	0.048	Calculated	829	Measured	0.105	Calculated	450.6	Measured	0.057	Measured	7904.5	Measured	Coal	Dry bottom wall-fired	Dry Lime FGD	Low NOx Burner Technology w/ Overfire Air	Selective Catalytic Red	Baghouse	Halogenated PAC Sorbent Injection	ARP, CSNOX, CSOSG2E, CSSO2G1, MATS
MI	J H Campbell	1710	3	########	3	1	759	388.8	Measured	0.049	Calculated	830	Measured	0.105	Calculated	490.7	Measured	0.062	Measured	7914.2	Measured	Coal	Dry bottom wall-fired	Dry Lime FGD	Low NOx Burner Technology w/ Overfire Air	Selective Catalytic Red	Baghouse	Halogenated PAC Sorbent Injection	ARP, CSNOX, CSOSG2E, CSSO2G1, MATS
MI	J H Campbell	1710	3	########	4	1	758	363.7	Measured	0.046	Calculated	828	Measured	0.105	Calculated	489.5	Measured	0.062	Measured	7895.2	Measured	Coal	Dry bottom wall-fired	Dry Lime FGD	Low NOx Burner Technology w/ Overfire Air	Selective Catalytic Red	Baghouse	Halogenated PAC Sorbent Injection	ARP, CSNOX, CSOSG2E, CSSO2G1, MATS
MI	J H Campbell	1710	3	########	5	1	758	410.5	Measured	0.052	Calculated	822.3	Measured	0.105	Calculated	478.3	Measured	0.061	Measured	7840.4	Measured	Coal	Dry bottom wall-fired	Dry Lime FGD	Low NOx Burner Technology w/ Overfire Air	Selective Catalytic Red	Baghouse	Halogenated PAC Sorbent Injection	ARP, CSNOX, CSOSG2E, CSSO2G1, MATS
MI	J H Campbell	1710	3	########	6	1	759	521	Measured	0.066	Calculated	828.9	Measured	0.105	Calculated	513.7	Measured	0.065	Measured	7903.2	Measured	Coal	Dry bottom wall-fired	Dry Lime FGD	Low NOx Burner Technology w/ Overfire Air	Selective Catalytic Red	Baghouse	Halogenated PAC Sorbent Injection	ARP, CSNOX, CSOSG2E, CSSO2G1, MATS
MI	J H Campbell	1710	3	########	7	1	758	506.5	Measured	0.064	Calculated	828.1	Measured	0.105	Calculated	458	Measured	0.058	Measured	7896.1	Measured	Coal	Dry bottom wall-fired	Dry Lime FGD	Low NOx Burner Technology w/ Overfire Air	Selective Catalytic Red	Baghouse	Halogenated PAC Sorbent Injection	ARP, CSNOX, CSOSG2E, CSSO2G1, MATS
MI	J H Campbell	1710	3	########	8	1	759	606.9	Measured	0.077	Calculated	822.7	Measured	0.105	Calculated	643.2	Measured	0.082	Measured	7843.8	Measured	Coal	Dry bottom wall-fired	Dry Lime FGD	Low NOx Burner Technology w/ Overfire Air	Selective Catalytic Red	Baghouse	Halogenated PAC Sorbent Injection	ARP, CSNOX, CSOSG2E, CSSO2G1, MATS
MI	J H Campbell	1710	3	########	9	1	760	355.9	Measured	0.045	Calculated	826.2	Measured	0.105	Calculated	543.6	Measured	0.069	Measured	7877.6	Measured	Coal	Dry bottom wall-fired	Dry Lime FGD	Low NOx Burner Technology w/ Overfire Air	Selective Catalytic Red	Baghouse	Halogenated PAC Sorbent Injection	ARP, CSNOX, CSOSG2E, CSSO2G1, MATS
MI	J H Campbell	1710	3	########	10	1	759	368.1	Measured	0.047	Calculated	826.4	Measured	0.105	Calculated	496.4	Measured	0.063	Measured	7879.4	Measured	Coal	Dry bottom wall-fired	Dry Lime FGD	Low NOx Burner Technology w/ Overfire Air	Selective Catalytic Red	Baghouse	Halogenated PAC Sorbent Injection	ARP, CSNOX, CSOSG2E, CSSO2G1, MATS
MI	J H Campbell	1710	3	########	11	1	758	368.6	Measured	0.047	Calculated	827.5	Measured	0.105	Calculated	465.5	Measured	0.059	Measured	7889.8	Measured	Coal	Dry bottom wall-fired	Dry Lime FGD	Low NOx Burner Technology w/ Overfire Air	Selective Catalytic Red	Baghouse	Halogenated PAC Sorbent Injection	ARP, CSNOX, CSOSG2E, CSSO2G1, MATS
MI	J H Campbell	1710	3	########	12	1	759	378	Measured	0.048	Calculated	823.4	Measured	0.105	Calculated	518.2	Measured	0.066	Measured	7850.8	Measured	Coal	Dry bottom wall-fired	Dry Lime FGD	Low NOx Burner Technology w/ Overfire Air	Selective Catalytic Red	Baghouse	Halogenated PAC Sorbent Injection	ARP, CSNOX, CSOSG2E, CSSO2G1, MATS
MI	J H Campbell	1710	3	########	13	1	759	370.2	Measured	0.047	Calculated	824.1	Measured	0.105	Calculated	534.3	Measured	0.068	Measured	7857.1	Measured	Coal	Dry bottom wall-fired	Dry Lime FGD	Low NOx Burner Technology w/ Overfire Air	Selective Catalytic Red	Baghouse	Halogenated PAC Sorbent Injection	ARP, CSNOX, CSOSG2E, CSSO2G1, MATS
MI	J H Campbell	1710	3	########	14	1	759	436	Measured	0.056	Calculated	821.7	Measured	0.105	Calculated	524.9	Measured	0.067	Measured	7834.8	Measured	Coal	Dry bottom wall-fired	Dry Lime FGD	Low NOx Burner Technology w/ Overfire Air	Selective Catalytic Red	Baghouse	Halogenated PAC Sorbent Injection	ARP, CSNOX, CSOSG2E, CSSO2G1, MATS
MI	J H Campbell	1710	3	########	15	1	759	390.7	Measured	0.05	Calculated	820.3	Measured	0.105	Calculated	539.7	Measured	0.069	Measured	7821.5	Measured	Coal	Dry bottom wall-fired	Dry Lime FGD	Low NOx Burner Technology w/ Overfire Air	Selective Catalytic Red	Baghouse	Halogenated PAC Sorbent Injection	ARP, CSNOX, CSOSG2E, CSSO2G1, MATS
MI	J H Campbell	1710	3	########	16	1	758	430.8	Measured	0.056	Calculated	812.6	Measured	0.105	Calculated	612.1	Measured	0.079	Measured	7747.5	Measured	Coal	Dry bottom wall-fired	Dry Lime FGD	Low NOx Burner Technology w/ Overfire Air	Selective Catalytic Red	Baghouse	Halogenated PAC Sorbent Injection	ARP, CSNOX, CSOSG2E, CSSO2G1, MATS
MI	J H Campbell	1710	3	########	17	1	759	346.9	Measured	0.044	Calculated	822	Measured	0.105	Calculated	642.7	Measured	0.082	Measured	7838	Measured	Coal	Dry bottom wall-fired	Dry Lime FGD	Low NOx Burner Technology w/ Overfire Air	Selective Catalytic Red	Baghouse	Halogenated PAC Sorbent Injection	ARP, CSNOX, CSOSG2E, CSSO2G1, MATS
MI	J H Campbell	1710	3	########	18	1	759	347.5	Measured	0.045	Calculated	816.4	Measured	0.105	Calculated	661.6	Measured	0.085	Measured	7783.7	Measured	Coal	Dry bottom wall-fired	Dry Lime FGD	Low NOx Burner Technology w/ Overfire Air	Selective Catalytic Red	Baghouse	Halogenated PAC Sorbent Injection	ARP, CSNOX, CSOSG2E, CSSO2G1, MATS
MI	J H Campbell	1710	3	########	19	1	759	427.8	Measured	0.055

MI	J H Campbell	1710	3	########	18	1	718	360.3	Measured	0.047	Calculated	806.6	Measured	0.105	Calculated	1915.1	Measured	0.249	Measured	7691.1	Measured	Coal	Dry bottom wall-fired	Dry Lime FGD	Low NOx Burner Technology w/ Overfire Air	Selective Catalytic Red	Baghouse	Halogenated PAC Sorbent Injection	ARP, CSNOX, CSOSG2E, CSSO2G1, MATS
MI	J H Campbell	1710	3	########	19	1	658	292.5	Measured	0.041	Calculated	745.1	Measured	0.105	Calculated	1271.6	Measured	0.179	Measured	7104.1	Measured	Coal	Dry bottom wall-fired	Dry Lime FGD	Low NOx Burner Technology w/ Overfire Air	Selective Catalytic Red	Baghouse	Halogenated PAC Sorbent Injection	ARP, CSNOX, CSOSG2E, CSSO2G1, MATS
MI	J H Campbell	1710	3	########	20	1	651	348.6	Measured	0.049	Calculated	744.1	Measured	0.105	Calculated	631.5	Measured	0.089	Measured	7095.1	Measured	Coal	Dry bottom wall-fired	Dry Lime FGD	Low NOx Burner Technology w/ Overfire Air	Selective Catalytic Red	Baghouse	Halogenated PAC Sorbent Injection	ARP, CSNOX, CSOSG2E, CSSO2G1, MATS
MI	J H Campbell	1710	3	########	21	1	715	435.3	Measured	0.056	Calculated	809.1	Measured	0.105	Calculated	532.3	Measured	0.069	Measured	7714.5	Measured	Coal	Dry bottom wall-fired	Dry Lime FGD	Low NOx Burner Technology w/ Overfire Air	Selective Catalytic Red	Baghouse	Halogenated PAC Sorbent Injection	ARP, CSNOX, CSOSG2E, CSSO2G1, MATS
MI	J H Campbell	1710	3	########	22	1	719	383.5	Measured	0.05	Calculated	805.2	Measured	0.105	Calculated	453	Measured	0.059	Measured	7677.4	Measured	Coal	Dry bottom wall-fired	Dry Lime FGD	Low NOx Burner Technology w/ Overfire Air	Selective Catalytic Red	Baghouse	Halogenated PAC Sorbent Injection	ARP, CSNOX, CSOSG2E, CSSO2G1, MATS
MI	J H Campbell	1710	3	########	23	1	718	349.8	Measured	0.046	Calculated	800.8	Measured	0.105	Calculated	435.2	Measured	0.057	Measured	7635.4	Measured	Coal	Dry bottom wall-fired	Dry Lime FGD	Low NOx Burner Technology w/ Overfire Air	Selective Catalytic Red	Baghouse	Halogenated PAC Sorbent Injection	ARP, CSNOX, CSOSG2E, CSSO2G1, MATS
MI	J H Campbell	1710	3	########	0	1	720	253.7	Measured	0.033	Calculated	809.5	Measured	0.105	Calculated	432.3	Measured	0.056	Measured	7718.8	Measured	Coal	Dry bottom wall-fired	Dry Lime FGD	Low NOx Burner Technology w/ Overfire Air	Selective Catalytic Red	Baghouse	Halogenated PAC Sorbent Injection	ARP, CSNOX, CSOSG2E, CSSO2G1, MATS
MI	J H Campbell	1710	3	########	1	1	718	319.1	Measured	0.041	Calculated	808.1	Measured	0.105	Calculated	416.1	Measured	0.054	Measured	7705	Measured	Coal	Dry bottom wall-fired	Dry Lime FGD	Low NOx Burner Technology w/ Overfire Air	Selective Catalytic Red	Baghouse	Halogenated PAC Sorbent Injection	ARP, CSNOX, CSOSG2E, CSSO2G1, MATS
MI	J H Campbell	1710	3	########	2	1	719	363.5	Measured	0.047	Calculated	816.1	Measured	0.105	Calculated	396.8	Measured	0.051	Measured	7780.9	Measured	Coal	Dry bottom wall-fired	Dry Lime FGD	Low NOx Burner Technology w/ Overfire Air	Selective Catalytic Red	Baghouse	Halogenated PAC Sorbent Injection	ARP, CSNOX, CSOSG2E, CSSO2G1, MATS
MI	J H Campbell	1710	3	########	3	1	719	352.1	Measured	0.046	Calculated	810.6	Measured	0.105	Calculated	401.9	Measured	0.052	Measured	7729	Measured	Coal	Dry bottom wall-fired	Dry Lime FGD	Low NOx Burner Technology w/ Overfire Air	Selective Catalytic Red	Baghouse	Halogenated PAC Sorbent Injection	ARP, CSNOX, CSOSG2E, CSSO2G1, MATS
MI	J H Campbell	1710	3	########	4	1	717	359.9	Measured	0.046	Calculated	816.9	Measured	0.105	Calculated	397.3	Measured	0.051	Measured	7789.3	Measured	Coal	Dry bottom wall-fired	Dry Lime FGD	Low NOx Burner Technology w/ Overfire Air	Selective Catalytic Red	Baghouse	Halogenated PAC Sorbent Injection	ARP, CSNOX, CSOSG2E, CSSO2G1, MATS
MI	J H Campbell	1710	3	########	5	1	718	369.5	Measured	0.048	Calculated	809.3	Measured	0.105	Calculated	385.8	Measured	0.05	Measured	7716.9	Measured	Coal	Dry bottom wall-fired	Dry Lime FGD	Low NOx Burner Technology w/ Overfire Air	Selective Catalytic Red	Baghouse	Halogenated PAC Sorbent Injection	ARP, CSNOX, CSOSG2E, CSSO2G1, MATS
MI	J H Campbell	1710	3	########	6	1	724	416.7	Measured	0.053	Calculated	822.5	Measured	0.105	Calculated	423.5	Measured	0.054	Measured	7842.6	Measured	Coal	Dry bottom wall-fired	Dry Lime FGD	Low NOx Burner Technology w/ Overfire Air	Selective Catalytic Red	Baghouse	Halogenated PAC Sorbent Injection	ARP, CSNOX, CSOSG2E, CSSO2G1, MATS
MI	J H Campbell	1710	3	########	7	1	736	508.8	Measured	0.064	Calculated	828.7	Measured	0.105	Calculated	410.9	Measured	0.052	Measured	7901.5	Measured	Coal	Dry bottom wall-fired	Dry Lime FGD	Low NOx Burner Technology w/ Overfire Air	Selective Catalytic Red	Baghouse	Halogenated PAC Sorbent Injection	ARP, CSNOX, CSOSG2E, CSSO2G1, MATS
MI	J H Campbell	1710	3	########	8	1	759	398.9	Measured	0.05	Calculated	842.9	Measured	0.105	Calculated	707.3	Measured	0.088	Measured	8037	Measured	Coal	Dry bottom wall-fired	Dry Lime FGD	Low NOx Burner Technology w/ Overfire Air	Selective Catalytic Red	Baghouse	Halogenated PAC Sorbent Injection	ARP, CSNOX, CSOSG2E, CSSO2G1, MATS
MI	J H Campbell	1710	3	########	9	1	761	414.6	Measured	0.052	Calculated	841.5	Measured	0.105	Calculated	1845.4	Measured	0.23	Measured	8023.4	Measured	Coal	Dry bottom wall-fired	Dry Lime FGD	Low NOx Burner Technology w/ Overfire Air	Selective Catalytic Red	Baghouse	Halogenated PAC Sorbent Injection	ARP, CSNOX, CSOSG2E, CSSO2G1, MATS
MI	J H Campbell	1710	3	########	10	1	760	404.8	Measured	0.051	Calculated	838.2	Measured	0.105	Calculated	1814.1	Measured	0.227	Measured	7991.6	Measured	Coal	Dry bottom wall-fired	Dry Lime FGD	Low NOx Burner Technology w/ Overfire Air	Selective Catalytic Red	Baghouse	Halogenated PAC Sorbent Injection	ARP, CSNOX, CSOSG2E, CSSO2G1, MATS
MI	J H Campbell	1710	3	########	11	1	760	376.9	Measured	0.047	Calculated	846.6	Measured	0.105	Calculated	637.7	Measured	0.079	Measured	8071.8	Measured	Coal	Dry bottom wall-fired	Dry Lime FGD	Low NOx Burner Technology w/ Overfire Air	Selective Catalytic Red	Baghouse	Halogenated PAC Sorbent Injection	ARP, CSNOX, CSOSG2E, CSSO2G1, MATS
MI	J H Campbell	1710	3	########	12	1	761	367.6	Measured	0.046	Calculated	843.9	Measured	0.105	Calculated	458.6	Measured	0.057	Measured	8046.4	Measured	Coal	Dry bottom wall-fired	Dry Lime FGD	Low NOx Burner Technology w/ Overfire Air	Selective Catalytic Red	Baghouse	Halogenated PAC Sorbent Injection	ARP, CSNOX, CSOSG2E, CSSO2G1, MATS
MI	J H Campbell	1710	3	########	13	1	761	366.3	Measured	0.046	Calculated	838.6	Measured	0.105	Calculated	423.8	Measured	0.053	Measured	7996	Measured	Coal	Dry bottom wall-fired	Dry Lime FGD	Low NOx Burner Technology w/ Overfire Air	Selective Catalytic Red	Baghouse	Halogenated PAC Sorbent Injection	ARP, CSNOX, CSOSG2E, CSSO2G1, MATS
MI	J H Campbell	1710	3	########	14	1	761	448	Measured	0.056	Calculated	839.1	Measured	0.105	Calculated	408	Measured	0.051	Measured	8000.7	Measured	Coal	Dry bottom wall-fired	Dry Lime FGD	Low NOx Burner Technology w/ Overfire Air	Selective Catalytic Red	Baghouse	Halogenated PAC Sorbent Injection	ARP, CSNOX, CSOSG2E, CSSO2G1, MATS
MI	J H Campbell	1710	3	########	15	1	760	480	Measured	0.061	Calculated	831.1	Measured	0.105	Calculated	372.4	Measured	0.047	Measured	7924.2	Measured	Coal	Dry bottom wall-fired	Dry Lime FGD	Low NOx Burner Technology w/ Overfire Air	Selective Catalytic Red	Baghouse	Halogenated PAC Sorbent Injection	ARP, CSNOX, CSOSG2E, CSSO2G1, MATS
MI	J H Campbell	1710	3	########	16	1	760	373.6	Measured	0.047	Calculated	832.1	Measured	0.105	Calculated	372.9	Measured	0.047	Measured	7933.8	Measured	Coal	Dry bottom wall-fired	Dry Lime FGD	Low NOx Burner Technology w/ Overfire Air	Selective Catalytic Red	Baghouse	Halogenated PAC Sorbent Injection	ARP, CSNOX, CSOSG2E, CSSO2G1, MATS
MI	J H Campbell	1710	3	########	17	1	760	365.1	Measured	0.046	Calculated	824.3	Measured	0.105	Calculated	353.7	Measured	0.045	Measured	7859.6	Measured	Coal	Dry bottom wall-fired	Dry Lime FGD	Low NOx Burner Technology w/ Overfire Air	Selective Catalytic Red	Baghouse	Halogenated PAC Sorbent Injection	ARP, CSNOX, CSOSG2E, CSSO2G1, MATS
MI	J H Campbell	1710	3	########	18	1	760	345.8	Measured	0.044	Calculated	826.4	Measured	0.105	Calculated	386.1	Measured	0.049	Measured	7879.3	Measured	Coal	Dry bottom wall-fired	Dry Lime FGD	Low NOx Burner Technology w/ Overfire Air	Selective Catalytic Red	Baghouse	Halogenated PAC Sorbent Injection	ARP, CSNOX, CSOSG2E, CSSO2G1, MATS
MI	J H Campbell	1710	3	########	19	1	761	375.5	Measured	0.048	Calculated	824.9	Measured	0.105	Calculated	361.8	Measured	0.046	Measured	7865.1	Measured	Coal	Dry bottom wall-fired	Dry Lime FGD	Low NOx Burner Technology w/ Overfire Air	Selective Catalytic Red	Baghouse	Halogenated PAC Sorbent Injection	ARP, CSNOX, CSOSG2E, CSSO2G1, MATS
MI	J H Campbell	1710	3	########	20	1	761	356.9	Measured	0.045	Calculated	828.6	Measured	0.105	Calculated	331.8	Measured	0.042	Measured	7900.1	Measured	Coal	Dry bottom wall-fired	Dry Lime FGD	Low NOx Burner Technology w/ Overfire Air	Selective Catalytic Red	Baghouse	Halogenated PAC Sorbent Injection	ARP, CSNOX, CSOSG2E, CSSO2G1, MATS
MI	J H Campbell	1710	3	########	21	1	761	330.5	Measured	0.042	Calculated	828.6	Measured	0.105	Calculated	363.4	Measured	0.046	Measured	7900.5	Measured	Coal	Dry bottom wall-fired	Dry Lime FGD	Low NOx Burner Technology w/ Overfire Air	Selective Catalytic Red	Baghouse	Halogenated PAC Sorbent Injection	ARP, CSNOX, CSOSG2E, CSSO2G1, MATS
MI	J H Campbell	1710	3	########	22	1	761	369.9	Measured	0.047	Calculated	830.5	Measured	0.105	Calculated	388	Measured	0.049	Measured	7918.4	Measured	Coal	Dry bottom wall-fired	Dry Lime FGD	Low NOx Burner Technology w/ Overfire Air	Selective Catalytic Red	Baghouse	Halogenated PAC Sorbent Injection	ARP, CSNOX, CSOSG2E, CSSO2G1, MATS
MI	J H Campbell	1710	3	########	23	1	622	136	Measured	0.02	Calculated	713.1	Measured	0.105	Calculated	122.4	Measured	0.018	Measured	6799.4	Measured	Coal	Dry bottom wall-fired	Dry Lime FGD	Low NOx Burner Technology w/ Overfire Air	Selective Catalytic Red	Baghouse	Halogenated PAC Sorbent Injection	ARP, CSNOX, CSOSG2E, CSSO2G1, MATS
MI	J H Campbell	1710	3	########	0	1	606	473.5	Measured	0.071	Calculated	703.9	Measured	0.105	Calculated	731.5	Measured	0.109	Measured	6711	Measured	Coal	Dry bottom wall-fired	Dry Lime FGD	Low NOx Burner Technology w/ Overfire Air	Selective Catalytic Red	Baghouse	Halogenated PAC Sorbent Injection	ARP, CSNOX, CSOSG2E, CSSO2G1, MATS
MI	J H Campbell	1710	3	########	1	1	605	531.5	Measured	0.081	Calculated	692	Measured	0.105	Calculated	217.7	Measured	0.033	Measured	6598.2	Measured	Coal	Dry bottom wall-fired	Dry Lime FGD	Low NOx Burner Technology w/ Overfire Air	Selective Catalytic Red	Baghouse	Halogenated PAC Sorbent Injection	ARP, CSNOX, CSOSG2E, CSSO2G1, MATS
MI	J H Campbell	1710	3	########	2	1	605	473.6	Measured	0.072	Calculated	693.5	Measured	0.105	Calculated	224.8	Measured	0.034	Measured	6612.1	Measured	Coal	Dry bottom wall-fired	Dry Lime FGD	Low NOx Burner Technology w/ Overfire Air	Selective Catalytic Red	Baghouse	Halogenated PAC Sorbent Injection	ARP, CSNOX, CSOSG2E, CSSO2G1, MATS
MI	J H Campbell	1710	3	########	3	1	604	481.9	Measured	0.073	Calculated	692.5	Measured	0.105	Calculated	231.1	Measured	0.035	Measured	6602.8	Measured	Coal	Dry bottom wall-fired	Dry Lime FGD	Low NOx Burner Technology w/ Overfire Air	Selective Catalytic Red	Baghouse	Halogenated PAC Sorbent Injection	ARP, CSNOX, CSOSG2E, CSSO2G1, MATS
MI	J H Campbell	1710	3	########	4	1	624	516	Measured	0.076	Calculated	711.3	Measured	0.105	Calculated	298.4	Measured	0.044	Measured	6781.6	Measured	Coal	Dry bottom wall-fired	Dry Lime FGD	Low NOx Burner Technology w/ Overfire Air	Selective Catalytic Red	Baghouse	Halogenated PAC Sorbent Injection	ARP, CSNOX, CSOSG2E, CSSO2G1, MATS
MI	J H Campbell	1710	3	########	5	1	640	522.4	Measured	0.075	Calculated	728.9	Measured	0.105	Calculated	347.5	Measured	0.05	Measured	6949.6	Measured	Coal	Dry bottom wall-fired	Dry Lime FGD	Low NOx Burner Technology w/ Overfire Air	Selective Catalytic Red	Baghouse	Halogenated PAC Sorbent Injection	ARP, CSNOX, CSOSG2E, CSSO2G1, MATS
MI	J H Campbell	1710	3	########	6	1	735	630.5	Measured	0.081	Calculated	814.5	Measured	0.105	Calculated	473.7	Measured	0.061	Measured	7765.6	Measured	Coal	Dry bottom wall-fired	Dry Lime FGD	Low NOx Burner Technology w/ Overfire Air	Selective Catalytic Red	Baghouse	Halogenated PAC Sorbent Injection	ARP, CSNOX, CSOSG2E, CSSO2G1, MATS
MI	J H Campbell	1710	3	########	7	1	760	680.2	Measured	0.087	Calculated	824	Measured	0.105	Calculated	565.6	Measured	0.072	Measured	7856.2	Measured	Coal	Dry bottom wall-fired	Dry Lime FGD	Low NOx Burner Technology w/ Overfire Air	Selective Catalytic Red	Baghouse	Halogenated PAC Sorbent Injection	ARP, CSNOX, CSOSG2E, CSSO2G1, MATS
MI	J H Campbell	1710	3	########	8	1	759	689.1	Measured	0.088	Calculated	825.1	Measured	0.105	Calculated	409.1	Measured	0.052	Measured	7866.7	Measured	Coal	Dry bottom wall-fired	Dry Lime FGD	Low NOx Burner Technology w/ Overfire Air	Selective Catalytic Red	Baghouse	Halogenated PAC Sorbent Injection	ARP, CSNOX, CSOSG2E, CSSO2G1, MATS
MI	J H Campbell	1710	3	########	9	1	760	670	Measured	0.085	Calculated	823.6	Measured	0.105	Calculated	329.8	Measured	0.042	Measured	7853	Measured	Coal	Dry bottom wall-fired	Dry Lime FGD	Low NOx Burner Technology w/ Overfire Air	Selective Catalytic Red	Baghouse	Halogenated PAC Sorbent Injection	ARP, CSNOX, CSOSG2E, CSSO2G1, MATS
MI	J H Campbell	1710	3	########	10	1	760	708.3	Measured	0.09	Calculated	822	Measured	0.105	Calculated	376.2	Measured	0.048	Measured	7837.4	Measured	Coal	Dry bottom wall-fired	Dry Lime FGD	Low NOx Burner Technology w/ Overfire Air	Selective Catalytic Red	Baghouse	Halogenated PAC Sorbent Injection	ARP, CSNOX, CSOSG2E, CSSO2G1, MATS
MI	J H Campbell	1710	3	########	11	1	759	632.3	Measured	0.081	Calculated	821	Measured	0.105	Calculated	367.9	Measured	0.047	Measured	7828.2	Measured	Coal	Dry bottom wall-fired	Dry Lime FGD	Low NOx Burner Technology w/ Overfire Air	Selective Catalytic Red	Baghouse	Halogenated PAC Sorbent Injection	ARP, CSNOX, CSOSG2E, CSSO2G1, MATS
MI	J H Campbell	1710	3	########	12	1	760	403.3	Measured	0.051	Calculated	822.6	Measured	0.105	Calculated	360.8	Measured	0.046	Measured	7843.6	Measured	Coal	Dry bottom wall-fired	Dry Lime FGD	Low NOx Burner Technology w/ Overfire Air	Selective Catalytic Red	Baghouse	Halogenated PAC Sorbent Injection	ARP, CSNOX, CSOSG2E, CSSO2G1, MATS
MI	J H Campbell	1710	3	########	13	1	761	389.3	Measured	0.049	Calculated	835.4	Measured	0.105	Calculated	334.6	Measured	0.042	Measured	7965.7	Measured	Coal	Dry bottom wall-fired	Dry Lime FGD	Low NOx Burner Technology w/ Overfire Air	Selective Catalytic Red	Baghouse	Halogenated PAC Sorbent Injection	ARP, CSNOX, CSOSG2E, CSSO2G1, MATS
MI	J H Campbell	1710	3	########	14	1	760	509.2	Measured	0.064	Calculated	835.9	Measured	0.105	Calculated	358.7	Measured	0.045	Measured	7970	Measured	Coal	Dry bottom wall-fired	Dry Lime FGD	Low NOx Burner Technology w/ Overfire Air	Selective Catalytic Red	Baghouse	Halogenated PAC Sorbent Injection	ARP, CSNOX, CSOSG2E, CSSO2G1, MATS
MI	J H Campbell	1710	3	########	15	1	760	395.5	Measured	0.05	Calculated	835.7	Measured	0.105	Calculated	366.5	Measured	0.046	Measured	7968	Measured	Coal	Dry bottom wall-fired	Dry Lime FGD	Low NOx Burner Technology w/ Overfire Air	Selective Catalytic Red	Baghouse	Halogenated PAC Sorbent Injection	ARP, CSNOX, CSOSG2E, CSSO2G1, MATS
MI	J H Campbell	1710	3	########	16	1	760	347.4	Measured	0.044	Calculated	837.1	Measured	0.105	Calculated	359.2	Measured	0.045	Measured	7981.7	Measured	Coal	Dry bottom wall-fired	Dry Lime FGD	Low NOx Burner Technology w/ Overfire Air	Selective Catalytic Red	Baghouse	Halogenated PAC Sorbent Injection	ARP, CSNOX, CSOSG2E, CSSO2G1, MATS
MI	J H Campbell	1710	3	########	17	1	759	340.7	Measured	0.043	Calculated	828.7	Measured	0.105	Calculated	331.9	Measured	0.042	Measured	7961.2	Measured	Coal	Dry bottom wall-fired	Dry Lime FGD	Low NOx Burner Technology w/ Overfire Air	Selective Catalytic Red	Baghouse	Halogenated PAC Sorbent Injection	ARP, CSNOX, CSOSG2E, CSSO2G1, MATS
MI	J H Campbell	1710	3	########	18	1	760	362.7	Measured	0.046	Calculated	827.9	Measured	0.105	Calculated	363.1	Measured	0.046	Measured	7893.9	Measured	Coal	Dry bottom wall-fired	Dry Lime FGD	Low NOx Burner Technology w/ Overfire Air	Selective Catalytic Red	Baghouse	Halogenated PAC Sorbent Injection	ARP, CSNOX, CSOSG2E, CSSO2G1, MATS
MI	J H Campbell	1710	3	########	19	1	761	336.1	Measured	0.043	Calculated	827.3	Measured	0.105	Calculated	370.8	Measured	0.047	Measured	7888.4	Measured	Coal	Dry bottom wall-fired	Dry Lime FGD	Low NOx Burner Technology w/ Overfire Air	Selective Catalytic Red	Baghouse	Halogenated PAC Sorbent Injection	ARP, CSNOX, CSOSG2E, CSSO2G1, MATS
MI	J H Campbell	1710	3	########	20	1	759	319.1	Measured	0.041	Calculated	825.2	Measured	0.105	Calculated	369.8	Measured	0.047	Measured	7868.1	Measured	Coal	Dry bottom wall-fired	Dry Lime FGD	Low NOx Burner Technology w/ Overfire Air	Selective Catalytic Red	Baghouse	Halogenated PAC Sorbent Injection	ARP, CSNOX, CSOSG2E, CSSO2G1, MATS
MI	J H Campbell	1710	3	########	21	1	760	344.2	Measured	0.044	Calculated	822.6	Measured	0.105	Calculated	290.2	Measured	0.037	Measured	7843.1	Measured	Coal	Dry bottom wall-fired	Dry Lime FGD	Low NOx Burner Technology w/ Overfire Air	Selective Catalytic Red	Baghouse	Halogenated PAC Sorbent Injection	ARP, CSNOX, CSOSG2E, CSSO2G1, MATS
MI	J H Campbell	1710	3	########	22	1	759	357.2	Measured	0.045	Calculated	824.7	Measured	0.105	Calculated	267.3	Measured	0.034	Measured	7863.2	Measured	Coal	Dry bottom wall-fired	Dry Lime FGD	Low NOx Burner Technology w/ Overfire Air	Selective Catalytic Red	Baghouse	Halogenated PAC Sorbent Injection	ARP, CSNOX, CSOSG2E, CSSO2G1, MATS
MI	J H Campbell	1710	3	########	23	1	759	353	Measured	0.045	Calculated	831.1	Measured	0.105	Calculated	285.3	Measured	0.036	Measured	7924.6	Measured	Coal	Dry bottom wall-fired	Dry Lime FGD	Low NOx Burner Technology w/ Overfire Air	Selective Catalytic Red	Baghouse	Halogenated PAC Sorbent Injection	ARP, CSNOX, CSOSG2E, CSSO2G1, MATS
MI	J H Campbell	1710	3	########	0	1	760	373.9	Measured	0.047	Calculated	825.7	Measured	0.105	Calculated	283.4	Measured	0.036	Measured	7873.1	Measured	Coal	Dry bottom wall-fired	Dry Lime FGD	Low NOx Burner Technology w/ Overfire Air	Selective Catalytic Red	Baghouse	Halogenated PAC Sorbent Injection	ARP, CSNOX, CSOSG2E, CSSO2G1, MATS
MI	J H Campbell	1710	3	########	1	1	760	371.5	Measured	0.047	Calculated	820.5	Measured	0.105	Calculated	273.8	Measured	0.035	Measured	7823.4	Measured	Coal	Dry bottom wall-fired	Dry Lime FGD	Low NOx Burner Technology w/ Overfire Air	Selective Catalytic Red	Baghouse	Halogenated PAC Sorbent Injection	ARP, CSNOX, CSOSG2E, CSSO2G1, MATS
MI	J H Campbell	1710	3	########	2	1	759	366.3	Measured	0.047	Calculated	822.3	Measured	0.105	Calculated	282.3	Measured	0.036	Measured	7840.5	Measured	Coal	Dry bottom wall-fired	Dry Lime FGD	Low NOx Burner Technology w/ Overfire Air	Selective Catalytic Red	Baghouse	Halogenated PAC Sorbent Injection	ARP, CSNOX, CSOSG2E, CSSO2G1, MATS
MI	J H Campbell	1710	3	########	3	1	759	367.6	Measured	0.047	Calculated	827.7	Measured	0.105	Calculated	284.1	Measured	0.036	Measured	7892.2	Measured	Coal	Dry bottom wall-fired	Dry Lime FGD	Low NOx Burner Technology w/ Overfire Air	Selective Catalytic Red	Baghouse	Halogenated PAC Sorbent Injection	ARP, CSNOX, CSOSG2E, CSSO2G1, MATS
MI	J H Campbell	1710	3	########	4	1	759	364.6	Measured	0.046	Calculated	830.1	Measured	0.105	Calculated	292.8	Measured	0.037	Measured	7914.5	Measured	Coal	Dry bottom wall-fired	Dry Lime FGD	Low NOx Burner Technology w/ Overfire Air	Selective Catalytic Red	Baghouse	Halogenated PAC Sorbent Injection	ARP, CSNOX, CSOSG2E, CSSO2G1, MATS
MI	J H Campbell	1710	3	########	5	1	760	376	Measured	0.047	Calculated	835.4	Measured	0.105	Calculated	374.4	Measured	0.047	Measured	7965	Measured	Coal	Dry bottom wall-fired	Dry Lime FGD	Low NOx Burner Technology w/ Overfire Air	Selective Catalytic Red	Baghouse	Halogenated PAC Sorbent Injection	ARP, CSNOX, CSOSG2E, CSSO2G1, MATS
MI	J H Campbell	1710	3	########	6	1	760	354	Measured	0.044	Calculated	842.5	Measured	0.105	Calculated	353.4	Measured	0.044	Measured	8032.9	Measured	Coal	Dry bottom wall-fired	Dry Lime FGD	Low NOx Burner Technology w/ Overfire Air	Selective Catalytic Red	Baghouse	Halogenated PAC Sorbent Injection	ARP, CSNOX, CSOSG2E, CSSO2G1, MATS
MI	J H Campbell	1710	3	########	7	1	759	343.8	Measured	0.043	Calculated	842.2	Measured	0.105	Calculated	369.4	Measured	0.046	Measured	8030.6	Measured	Coal	Dry bottom wall-fired	Dry Lime FGD	Low NOx Burner Technology w/ Overfire Air	Selective Catalytic Red	Baghouse	Halogenated PAC Sorbent Injection	ARP, CSNOX, CSOSG2E, CSSO2G1, MATS
MI	J H Campbell	1710	3	########	8	1	759	422.4	Measured	0.053	Calculated	835.7	Measured	0.105	Calculated	366.5	Measured	0.046	Measured	7968.2	Measured	Coal	Dry bottom wall-fired	Dry Lime FGD	Low NOx Burner Technology w/ Overfire Air	Selective Catalytic Red	Baghouse	Halogenated PAC Sorbent Injection	ARP, CSNOX, CSOSG2E, CSSO2G1, MATS
MI	J H Campbell	1710	3	########	9	1	759	876.1	Measured	0.112	Calculated	821.7	Measured	0.105	Calculated	485.7	Measured	0.062	Measured	7834.6	Measured	Coal	Dry bottom wall-fired	Dry Lime FGD	Low NOx Burner Technology w/ Overfire Air	Selective Catalytic Red	Baghouse	Halogenated PAC Sorbent Injection	ARP, CSNOX, CSOSG2E, CSSO2G1, MATS
MI	J H Campbell	1710	3	########	10	1	758	640.7	Measured	0.083	Calculated	814.1	Measured	0.105	Calculated	349.3	Measured	0.045	Measured	7762.4	Measured	Coal	Dry bottom wall-fired	Dry Lime FGD	Low NOx Burner Technology w/ Overfire Air	Selective Catalytic Red	Baghouse	Halogenated PAC Sorbent Injection	ARP, CSNOX, CSOSG2E, CSSO2G1, MATS
MI	J H Campbell	1710	3	########	11	1	759	243.5	Measured	0.031	Calculated	822.5	Measured	0.105	Calculated	462.7	Measured	0.059	Measured	7841.9	Measured	Coal	Dry bottom wall-fired	Dry Lime FGD	Low NOx Burner Technology w/ Overfire Air	Selective Catalytic Red	Baghouse	Halogenated PAC Sorbent Injection	ARP, CSNOX, CSOSG2E, CSSO2G1, MATS
MI	J H Campbell	1710	3	########	12	1	758	669.1	Measured	0.086	Calculated	819.5	Measured	0.105	Calculated	461	Measured	0.059	Measured	7814.2	Measured	Coal	Dry bottom wall-fired	Dry Lime FGD	Low NOx Burner Technology w/ Overfire Air	Selective Catalytic Red	Baghouse	Halogenated PAC Sorbent Injection	ARP, CSNOX, CSOSG2E, CSSO2G1, MATS
MI	J H Campbell	1710	3	########	13	1	759	361.2	Measured	0.046	Calculated	824.6	Measured	0.105	Calculated	542.5	Measured	0.069	Measured	7862.5	Measured	Coal	Dry bottom wall-fired	Dry Lime FGD	Low NOx Burner Technology w/ Overfire Air	Selective Catalytic Red	Baghouse	Halogenated PAC Sorbent Injection	ARP, CSNOX, CSOSG2E, CSSO2G1, MATS
MI	J H Campbell	1710	3	########	14	1	759	419.4	Measured	0.053	Calculated	830.8	Measured	0.105	Calculated	578.2	Measured	0.073	Measured	7921	Measured	Coal	Dry bottom wall-fired	Dry Lime FGD	Low NOx Burner Technology w/ Overfire Air	Selective Catalytic Red	Baghouse	Halogenated PAC Sorbent Injection	ARP, CSNOX, CSOSG2E, CSSO2G1, MATS
MI	J H Campbell	1710	3	########	15	1	758	374.5	Measured	0.048	Calculated	825.1	Measured	0.105	Calculated	409.1	Measured	0.052	Measured	7867	Measured	Coal	Dry bottom wall-fired	Dry Lime FGD	Low NOx Burner Technology w/ Overfire Air	Selective Catalytic Red	Baghouse	Halogenated PAC Sorbent Injection	ARP, CSNOX, CSOSG2E, CSSO2G1, MATS
MI	J H Campbell	1710	3	########	16	1	757	391	Measured	0.049	Calculated	833.1	Measured	0.105	Calculated	460.7	Measured	0.058	Measured	7943.5	Measured	Coal	Dry bottom wall-fired	Dry Lime FGD	Low NOx Burner Technology w/ Overfire Air	Selective Catalytic Red	Baghouse	Halogenated PAC Sorbent Injection	ARP, CSNOX, CSOSG2E, CSSO2G1, MATS
MI	J H Campbell	1710	3	########	17	1	758	287.9	Measured	0.036	Calculated	836.4	Measured	0.105	Calculated	510.4	Measured	0.064	Measured	7974.6	Measured	Coal	Dry bottom wall-fired	Dry Lime FGD	Low NOx Burner Technology w/ Overfire Air	Selective Catalytic Red	Baghouse	Halogenated PAC Sorbent Injection	ARP, CSNOX, CSOSG2E, CSSO2G1, MATS
MI	J H Campbell	1710	3	########	18	1	759	358.6	Measured	0.045	Calculated

MI	J H Campbell	1710	3	8/2/2025	17	1	486	574	Measured	0.105	Calculated	570.7	Measured	0.105	Calculated	163.2	Measured	0.03	Measured	5441.1	Measured	Coal	Dry bottom wall-fired	Dry Lime FGD	Low NOx Burner Technology w/ Overfire Air	Selective Catalytic Red	Baghouse	Halogenated PAC Sorbent Injection	ARP, CSNOX, CSOSG2E, CSSO2G1, MATS
MI	J H Campbell	1710	3	8/2/2025	18	1	487	540.5	Measured	0.1	Calculated	565.7	Measured	0.105	Calculated	161.8	Measured	0.03	Measured	5394	Measured	Coal	Dry bottom wall-fired	Dry Lime FGD	Low NOx Burner Technology w/ Overfire Air	Selective Catalytic Red	Baghouse	Halogenated PAC Sorbent Injection	ARP, CSNOX, CSOSG2E, CSSO2G1, MATS
MI	J H Campbell	1710	3	8/2/2025	19	1	486	576.1	Measured	0.107	Calculated	562.9	Measured	0.105	Calculated	161	Measured	0.03	Measured	5367.6	Measured	Coal	Dry bottom wall-fired	Dry Lime FGD	Low NOx Burner Technology w/ Overfire Air	Selective Catalytic Red	Baghouse	Halogenated PAC Sorbent Injection	ARP, CSNOX, CSOSG2E, CSSO2G1, MATS
MI	J H Campbell	1710	3	8/2/2025	20	1	485	579.7	Measured	0.108	Calculated	563.5	Measured	0.105	Calculated	171.9	Measured	0.032	Measured	5372.6	Measured	Coal	Dry bottom wall-fired	Dry Lime FGD	Low NOx Burner Technology w/ Overfire Air	Selective Catalytic Red	Baghouse	Halogenated PAC Sorbent Injection	ARP, CSNOX, CSOSG2E, CSSO2G1, MATS
MI	J H Campbell	1710	3	8/2/2025	21	1	485	568	Measured	0.106	Calculated	562.5	Measured	0.105	Calculated	171.6	Measured	0.032	Measured	5363.4	Measured	Coal	Dry bottom wall-fired	Dry Lime FGD	Low NOx Burner Technology w/ Overfire Air	Selective Catalytic Red	Baghouse	Halogenated PAC Sorbent Injection	ARP, CSNOX, CSOSG2E, CSSO2G1, MATS
MI	J H Campbell	1710	3	8/2/2025	22	1	485	516.9	Measured	0.097	Calculated	560	Measured	0.105	Calculated	186.9	Measured	0.035	Measured	5339.1	Measured	Coal	Dry bottom wall-fired	Dry Lime FGD	Low NOx Burner Technology w/ Overfire Air	Selective Catalytic Red	Baghouse	Halogenated PAC Sorbent Injection	ARP, CSNOX, CSOSG2E, CSSO2G1, MATS
MI	J H Campbell	1710	3	8/2/2025	23	1	487	533.3	Measured	0.1	Calculated	559.4	Measured	0.105	Calculated	122.7	Measured	0.023	Measured	5333.6	Measured	Coal	Dry bottom wall-fired	Dry Lime FGD	Low NOx Burner Technology w/ Overfire Air	Selective Catalytic Red	Baghouse	Halogenated PAC Sorbent Injection	ARP, CSNOX, CSOSG2E, CSSO2G1, MATS
MI	J H Campbell	1710	3	8/3/2025	0	1	589	554.8	Measured	0.087	Calculated	669.9	Measured	0.105	Calculated	242.7	Measured	0.038	Measured	6386.9	Measured	Coal	Dry bottom wall-fired	Dry Lime FGD	Low NOx Burner Technology w/ Overfire Air	Selective Catalytic Red	Baghouse	Halogenated PAC Sorbent Injection	ARP, CSNOX, CSOSG2E, CSSO2G1, MATS
MI	J H Campbell	1710	3	8/3/2025	1	1	631	297	Measured	0.043	Calculated	716.4	Measured	0.105	Calculated	259.6	Measured	0.038	Measured	6831	Measured	Coal	Dry bottom wall-fired	Dry Lime FGD	Low NOx Burner Technology w/ Overfire Air	Selective Catalytic Red	Baghouse	Halogenated PAC Sorbent Injection	ARP, CSNOX, CSOSG2E, CSSO2G1, MATS
MI	J H Campbell	1710	3	8/3/2025	2	1	630	299.8	Measured	0.044	Calculated	716.1	Measured	0.105	Calculated	232.1	Measured	0.034	Measured	6827.9	Measured	Coal	Dry bottom wall-fired	Dry Lime FGD	Low NOx Burner Technology w/ Overfire Air	Selective Catalytic Red	Baghouse	Halogenated PAC Sorbent Injection	ARP, CSNOX, CSOSG2E, CSSO2G1, MATS
MI	J H Campbell	1710	3	8/3/2025	3	1	629	304.7	Measured	0.045	Calculated	716.5	Measured	0.105	Calculated	232.3	Measured	0.034	Measured	6831.7	Measured	Coal	Dry bottom wall-fired	Dry Lime FGD	Low NOx Burner Technology w/ Overfire Air	Selective Catalytic Red	Baghouse	Halogenated PAC Sorbent Injection	ARP, CSNOX, CSOSG2E, CSSO2G1, MATS
MI	J H Campbell	1710	3	8/3/2025	4	1	629	308.9	Measured	0.045	Calculated	723.9	Measured	0.105	Calculated	248.5	Measured	0.036	Measured	6902.6	Measured	Coal	Dry bottom wall-fired	Dry Lime FGD	Low NOx Burner Technology w/ Overfire Air	Selective Catalytic Red	Baghouse	Halogenated PAC Sorbent Injection	ARP, CSNOX, CSOSG2E, CSSO2G1, MATS
MI	J H Campbell	1710	3	8/3/2025	5	1	629	318.2	Measured	0.046	Calculated	724.2	Measured	0.105	Calculated	269.3	Measured	0.039	Measured	6904.9	Measured	Coal	Dry bottom wall-fired	Dry Lime FGD	Low NOx Burner Technology w/ Overfire Air	Selective Catalytic Red	Baghouse	Halogenated PAC Sorbent Injection	ARP, CSNOX, CSOSG2E, CSSO2G1, MATS
MI	J H Campbell	1710	3	8/3/2025	6	1	631	272.7	Measured	0.039	Calculated	726.2	Measured	0.105	Calculated	443.2	Measured	0.064	Substitute	6924.3	Measured	Coal	Dry bottom wall-fired	Dry Lime FGD	Low NOx Burner Technology w/ Overfire Air	Selective Catalytic Red	Baghouse	Halogenated PAC Sorbent Injection	ARP, CSNOX, CSOSG2E, CSSO2G1, MATS
MI	J H Campbell	1710	3	8/3/2025	7	1	630	315.8	Measured	0.045	Calculated	729.2	Measured	0.105	Calculated	445	Measured	0.064	Substitute	6952.9	Measured	Coal	Dry bottom wall-fired	Dry Lime FGD	Low NOx Burner Technology w/ Overfire Air	Selective Catalytic Red	Baghouse	Halogenated PAC Sorbent Injection	ARP, CSNOX, CSOSG2E, CSSO2G1, MATS
MI	J H Campbell	1710	3	8/3/2025	8	1	631	330.5	Measured	0.047	Calculated	739.5	Measured	0.105	Calculated	451.3	Measured	0.064	Substitute	7051	Measured	Coal	Dry bottom wall-fired	Dry Lime FGD	Low NOx Burner Technology w/ Overfire Air	Selective Catalytic Red	Baghouse	Halogenated PAC Sorbent Injection	ARP, CSNOX, CSOSG2E, CSSO2G1, MATS
MI	J H Campbell	1710	3	8/3/2025	9	1	649	272.4	Measured	0.038	Calculated	754.8	Measured	0.105	Calculated	460.6	Measured	0.064	Substitute	7196.6	Measured	Coal	Dry bottom wall-fired	Dry Lime FGD	Low NOx Burner Technology w/ Overfire Air	Selective Catalytic Red	Baghouse	Halogenated PAC Sorbent Injection	ARP, CSNOX, CSOSG2E, CSSO2G1, MATS
MI	J H Campbell	1710	3	8/3/2025	10	1	702	443.3	Measured	0.058	Calculated	804.7	Measured	0.105	Calculated	391.3	Measured	0.051	Measured	7672.8	Measured	Coal	Dry bottom wall-fired	Dry Lime FGD	Low NOx Burner Technology w/ Overfire Air	Selective Catalytic Red	Baghouse	Halogenated PAC Sorbent Injection	ARP, CSNOX, CSOSG2E, CSSO2G1, MATS
MI	J H Campbell	1710	3	8/3/2025	11	1	758	333.8	Measured	0.041	Calculated	845.7	Measured	0.105	Calculated	427.4	Measured	0.053	Measured	8063.3	Measured	Coal	Dry bottom wall-fired	Dry Lime FGD	Low NOx Burner Technology w/ Overfire Air	Selective Catalytic Red	Baghouse	Halogenated PAC Sorbent Injection	ARP, CSNOX, CSOSG2E, CSSO2G1, MATS
MI	J H Campbell	1710	3	8/3/2025	12	1	758	385.2	Measured	0.048	Calculated	839.8	Measured	0.105	Calculated	384.3	Measured	0.048	Measured	8006.9	Measured	Coal	Dry bottom wall-fired	Dry Lime FGD	Low NOx Burner Technology w/ Overfire Air	Selective Catalytic Red	Baghouse	Halogenated PAC Sorbent Injection	ARP, CSNOX, CSOSG2E, CSSO2G1, MATS
MI	J H Campbell	1710	3	8/3/2025	13	1	759	354.1	Measured	0.045	Calculated	831.5	Measured	0.105	Calculated	396.4	Measured	0.05	Measured	7928.4	Measured	Coal	Dry bottom wall-fired	Dry Lime FGD	Low NOx Burner Technology w/ Overfire Air	Selective Catalytic Red	Baghouse	Halogenated PAC Sorbent Injection	ARP, CSNOX, CSOSG2E, CSSO2G1, MATS
MI	J H Campbell	1710	3	8/3/2025	14	1	760	392.5	Measured	0.05	Calculated	826.8	Measured	0.105	Calculated	417.8	Measured	0.053	Measured	7882.8	Measured	Coal	Dry bottom wall-fired	Dry Lime FGD	Low NOx Burner Technology w/ Overfire Air	Selective Catalytic Red	Baghouse	Halogenated PAC Sorbent Injection	ARP, CSNOX, CSOSG2E, CSSO2G1, MATS
MI	J H Campbell	1710	3	8/3/2025	15	1	758	286.8	Measured	0.036	Calculated	825.3	Measured	0.105	Calculated	369.8	Measured	0.047	Measured	7868.8	Measured	Coal	Dry bottom wall-fired	Dry Lime FGD	Low NOx Burner Technology w/ Overfire Air	Selective Catalytic Red	Baghouse	Halogenated PAC Sorbent Injection	ARP, CSNOX, CSOSG2E, CSSO2G1, MATS
MI	J H Campbell	1710	3	8/3/2025	16	1	759	483.6	Measured	0.062	Calculated	823.4	Measured	0.105	Calculated	353.3	Measured	0.045	Measured	7851.3	Measured	Coal	Dry bottom wall-fired	Dry Lime FGD	Low NOx Burner Technology w/ Overfire Air	Selective Catalytic Red	Baghouse	Halogenated PAC Sorbent Injection	ARP, CSNOX, CSOSG2E, CSSO2G1, MATS
MI	J H Campbell	1710	3	8/3/2025	17	1	757	427.8	Measured	0.054	Calculated	823.7	Measured	0.105	Calculated	361.3	Measured	0.046	Measured	7854.1	Measured	Coal	Dry bottom wall-fired	Dry Lime FGD	Low NOx Burner Technology w/ Overfire Air	Selective Catalytic Red	Baghouse	Halogenated PAC Sorbent Injection	ARP, CSNOX, CSOSG2E, CSSO2G1, MATS
MI	J H Campbell	1710	3	8/3/2025	18	1	759	241	Measured	0.031	Calculated	827.7	Measured	0.105	Calculated	386.7	Measured	0.049	Measured	7891.7	Measured	Coal	Dry bottom wall-fired	Dry Lime FGD	Low NOx Burner Technology w/ Overfire Air	Selective Catalytic Red	Baghouse	Halogenated PAC Sorbent Injection	ARP, CSNOX, CSOSG2E, CSSO2G1, MATS
MI	J H Campbell	1710	3	8/3/2025	19	1	759	336.2	Measured	0.043	Calculated	827.6	Measured	0.105	Calculated	378.8	Measured	0.048	Measured	7891.2	Measured	Coal	Dry bottom wall-fired	Dry Lime FGD	Low NOx Burner Technology w/ Overfire Air	Selective Catalytic Red	Baghouse	Halogenated PAC Sorbent Injection	ARP, CSNOX, CSOSG2E, CSSO2G1, MATS
MI	J H Campbell	1710	3	8/3/2025	20	1	759	375.3	Measured	0.048	Calculated	821.9	Measured	0.105	Calculated	368.3	Measured	0.047	Measured	7836.9	Measured	Coal	Dry bottom wall-fired	Dry Lime FGD	Low NOx Burner Technology w/ Overfire Air	Selective Catalytic Red	Baghouse	Halogenated PAC Sorbent Injection	ARP, CSNOX, CSOSG2E, CSSO2G1, MATS
MI	J H Campbell	1710	3	8/3/2025	21	1	759	373.6	Measured	0.048	Calculated	822.6	Measured	0.105	Calculated	368.7	Measured	0.047	Measured	7843.7	Measured	Coal	Dry bottom wall-fired	Dry Lime FGD	Low NOx Burner Technology w/ Overfire Air	Selective Catalytic Red	Baghouse	Halogenated PAC Sorbent Injection	ARP, CSNOX, CSOSG2E, CSSO2G1, MATS
MI	J H Campbell	1710	3	8/3/2025	22	1	759	390.7	Measured	0.05	Calculated	824.4	Measured	0.105	Calculated	408.7	Measured	0.052	Measured	7860.5	Measured	Coal	Dry bottom wall-fired	Dry Lime FGD	Low NOx Burner Technology w/ Overfire Air	Selective Catalytic Red	Baghouse	Halogenated PAC Sorbent Injection	ARP, CSNOX, CSOSG2E, CSSO2G1, MATS
MI	J H Campbell	1710	3	8/3/2025	23	1	758	367.4	Measured	0.047	Calculated	822.4	Measured	0.105	Calculated	439.1	Measured	0.056	Measured	7841.7	Measured	Coal	Dry bottom wall-fired	Dry Lime FGD	Low NOx Burner Technology w/ Overfire Air	Selective Catalytic Red	Baghouse	Halogenated PAC Sorbent Injection	ARP, CSNOX, CSOSG2E, CSSO2G1, MATS
MI	J H Campbell	1710	3	8/4/2025	0	1	758	359.5	Measured	0.045	Calculated	830	Measured	0.105	Calculated	451.1	Measured	0.057	Measured	7913.5	Measured	Coal	Dry bottom wall-fired	Dry Lime FGD	Low NOx Burner Technology w/ Overfire Air	Selective Catalytic Red	Baghouse	Halogenated PAC Sorbent Injection	ARP, CSNOX, CSOSG2E, CSSO2G1, MATS
MI	J H Campbell	1710	3	8/4/2025	1	1	759	401.6	Measured	0.051	Calculated	821.7	Measured	0.105	Calculated	430.9	Measured	0.055	Measured	7835.1	Measured	Coal	Dry bottom wall-fired	Dry Lime FGD	Low NOx Burner Technology w/ Overfire Air	Selective Catalytic Red	Baghouse	Halogenated PAC Sorbent Injection	ARP, CSNOX, CSOSG2E, CSSO2G1, MATS
MI	J H Campbell	1710	3	8/4/2025	2	1	758	355.2	Measured	0.045	Calculated	829.4	Measured	0.105	Calculated	435	Measured	0.055	Measured	7908.4	Measured	Coal	Dry bottom wall-fired	Dry Lime FGD	Low NOx Burner Technology w/ Overfire Air	Selective Catalytic Red	Baghouse	Halogenated PAC Sorbent Injection	ARP, CSNOX, CSOSG2E, CSSO2G1, MATS
MI	J H Campbell	1710	3	8/4/2025	3	1	758	345.2	Measured	0.044	Calculated	822.6	Measured	0.105	Calculated	454.9	Measured	0.058	Measured	7843.6	Measured	Coal	Dry bottom wall-fired	Dry Lime FGD	Low NOx Burner Technology w/ Overfire Air	Selective Catalytic Red	Baghouse	Halogenated PAC Sorbent Injection	ARP, CSNOX, CSOSG2E, CSSO2G1, MATS
MI	J H Campbell	1710	3	8/4/2025	4	1	758	361.2	Measured	0.046	Calculated	822.3	Measured	0.105	Calculated	454.7	Measured	0.058	Measured	7840.3	Measured	Coal	Dry bottom wall-fired	Dry Lime FGD	Low NOx Burner Technology w/ Overfire Air	Selective Catalytic Red	Baghouse	Halogenated PAC Sorbent Injection	ARP, CSNOX, CSOSG2E, CSSO2G1, MATS
MI	J H Campbell	1710	3	8/4/2025	5	1	758	367.8	Measured	0.047	Calculated	818.8	Measured	0.105	Calculated	452.8	Measured	0.058	Measured	7806.7	Measured	Coal	Dry bottom wall-fired	Dry Lime FGD	Low NOx Burner Technology w/ Overfire Air	Selective Catalytic Red	Baghouse	Halogenated PAC Sorbent Injection	ARP, CSNOX, CSOSG2E, CSSO2G1, MATS
MI	J H Campbell	1710	3	8/4/2025	6	1	758	361.3	Measured	0.045	Calculated	836.3	Measured	0.105	Calculated	438.5	Measured	0.055	Measured	7973.5	Measured	Coal	Dry bottom wall-fired	Dry Lime FGD	Low NOx Burner Technology w/ Overfire Air	Selective Catalytic Red	Baghouse	Halogenated PAC Sorbent Injection	ARP, CSNOX, CSOSG2E, CSSO2G1, MATS
MI	J H Campbell	1710	3	8/4/2025	7	1	759	514.9	Measured	0.064	Calculated	838.9	Measured	0.105	Calculated	463.9	Measured	0.058	Measured	7998.9	Measured	Coal	Dry bottom wall-fired	Dry Lime FGD	Low NOx Burner Technology w/ Overfire Air	Selective Catalytic Red	Baghouse	Halogenated PAC Sorbent Injection	ARP, CSNOX, CSOSG2E, CSSO2G1, MATS
MI	J H Campbell	1710	3	8/4/2025	8	1	759	395.1	Measured	0.049	Calculated	844.4	Measured	0.105	Calculated	450.8	Measured	0.056	Measured	8050.7	Measured	Coal	Dry bottom wall-fired	Dry Lime FGD	Low NOx Burner Technology w/ Overfire Air	Selective Catalytic Red	Baghouse	Halogenated PAC Sorbent Injection	ARP, CSNOX, CSOSG2E, CSSO2G1, MATS
MI	J H Campbell	1710	3	8/4/2025	9	1	759	336.8	Measured	0.042	Calculated	843	Measured	0.105	Calculated	474.2	Measured	0.059	Measured	8037.6	Measured	Coal	Dry bottom wall-fired	Dry Lime FGD	Low NOx Burner Technology w/ Overfire Air	Selective Catalytic Red	Baghouse	Halogenated PAC Sorbent Injection	ARP, CSNOX, CSOSG2E, CSSO2G1, MATS
MI	J H Campbell	1710	3	8/4/2025	10	1	759	388.7	Measured	0.048	Calculated	841.2	Measured	0.105	Calculated	465.2	Measured	0.058	Measured	8020.2	Measured	Coal	Dry bottom wall-fired	Dry Lime FGD	Low NOx Burner Technology w/ Overfire Air	Selective Catalytic Red	Baghouse	Halogenated PAC Sorbent Injection	ARP, CSNOX, CSOSG2E, CSSO2G1, MATS
MI	J H Campbell	1710	3	8/4/2025	11	1	757	365.1	Measured	0.046	Calculated	835.7	Measured	0.105	Calculated	462.2	Measured	0.058	Measured	7968.6	Measured	Coal	Dry bottom wall-fired	Dry Lime FGD	Low NOx Burner Technology w/ Overfire Air	Selective Catalytic Red	Baghouse	Halogenated PAC Sorbent Injection	ARP, CSNOX, CSOSG2E, CSSO2G1, MATS
MI	J H Campbell	1710	3	8/4/2025	12	1	758	354	Measured	0.045	Calculated	831.3	Measured	0.105	Calculated	491.4	Measured	0.062	Measured	7926	Measured	Coal	Dry bottom wall-fired	Dry Lime FGD	Low NOx Burner Technology w/ Overfire Air	Selective Catalytic Red	Baghouse	Halogenated PAC Sorbent Injection	ARP, CSNOX, CSOSG2E, CSSO2G1, MATS
MI	J H Campbell	1710	3	8/4/2025	13	1	758	359.3	Measured	0.045	Calculated	829.4	Measured	0.105	Calculated	482.4	Measured	0.061	Measured	7908	Measured	Coal	Dry bottom wall-fired	Dry Lime FGD	Low NOx Burner Technology w/ Overfire Air	Selective Catalytic Red	Baghouse	Halogenated PAC Sorbent Injection	ARP, CSNOX, CSOSG2E, CSSO2G1, MATS
MI	J H Campbell	1710	3	8/4/2025	14	1	757	438.5	Measured	0.056	Calculated	821.9	Measured	0.105	Calculated	446.7	Measured	0.057	Measured	7836.9	Measured	Coal	Dry bottom wall-fired	Dry Lime FGD	Low NOx Burner Technology w/ Overfire Air	Selective Catalytic Red	Baghouse	Halogenated PAC Sorbent Injection	ARP, CSNOX, CSOSG2E, CSSO2G1, MATS
MI	J H Campbell	1710	3	8/4/2025	15	1	757	365.1	Measured	0.047	Calculated	819.6	Measured	0.105	Calculated	445.4	Measured	0.057	Measured	7814.7	Measured	Coal	Dry bottom wall-fired	Dry Lime FGD	Low NOx Burner Technology w/ Overfire Air	Selective Catalytic Red	Baghouse	Halogenated PAC Sorbent Injection	ARP, CSNOX, CSOSG2E, CSSO2G1, MATS
MI	J H Campbell	1710	3	8/4/2025	16	1	756	414.4	Measured	0.053	Calculated	814	Measured	0.105	Calculated	457.9	Measured	0.059	Measured	7761.2	Measured	Coal	Dry bottom wall-fired	Dry Lime FGD	Low NOx Burner Technology w/ Overfire Air	Selective Catalytic Red	Baghouse	Halogenated PAC Sorbent Injection	ARP, CSNOX, CSOSG2E, CSSO2G1, MATS
MI	J H Campbell	1710	3	8/4/2025	17	1	757	338	Measured	0.043	Calculated	817.2	Measured	0.105	Calculated	475.3	Measured	0.061	Measured	7791.8	Measured	Coal	Dry bottom wall-fired	Dry Lime FGD	Low NOx Burner Technology w/ Overfire Air	Selective Catalytic Red	Baghouse	Halogenated PAC Sorbent Injection	ARP, CSNOX, CSOSG2E, CSSO2G1, MATS
MI	J H Campbell	1710	3	8/4/2025	18	1	757	350.2	Measured	0.045	Calculated	815.6	Measured	0.105	Calculated	482.1	Measured	0.062	Measured	7776.4	Measured	Coal	Dry bottom wall-fired	Dry Lime FGD	Low NOx Burner Technology w/ Overfire Air	Selective Catalytic Red	Baghouse	Halogenated PAC Sorbent Injection	ARP, CSNOX, CSOSG2E, CSSO2G1, MATS
MI	J H Campbell	1710	3	8/4/2025	19	1	756	371.5	Measured	0.048	Calculated	818	Measured	0.105	Calculated	452.4	Measured	0.058	Measured	7799.7	Measured	Coal	Dry bottom wall-fired	Dry Lime FGD	Low NOx Burner Technology w/ Overfire Air	Selective Catalytic Red	Baghouse	Halogenated PAC Sorbent Injection	ARP, CSNOX, CSOSG2E, CSSO2G1, MATS
MI	J H Campbell	1710	3	8/4/2025	20	1	756	366	Measured	0.047	Calculated	819.3	Measured	0.105	Calculated	437.5	Measured	0.056	Measured	7812.2	Measured	Coal	Dry bottom wall-fired	Dry Lime FGD	Low NOx Burner Technology w/ Overfire Air	Selective Catalytic Red	Baghouse	Halogenated PAC Sorbent Injection	ARP, CSNOX, CSOSG2E, CSSO2G1, MATS
MI	J H Campbell	1710	3	8/4/2025	21	1	755	339.1	Measured	0.043	Calculated	822.8	Measured	0.105	Calculated	455	Measured	0.058	Measured	7845.1	Measured	Coal	Dry bottom wall-fired	Dry Lime FGD	Low NOx Burner Technology w/ Overfire Air	Selective Catalytic Red	Baghouse	Halogenated PAC Sorbent Injection	ARP, CSNOX, CSOSG2E, CSSO2G1, MATS
MI	J H Campbell	1710	3	8/4/2025	22	1	757	344.1	Measured	0.044	Calculated	825	Measured	0.105	Calculated	479.8	Measured	0.061	Measured	7865.9	Measured	Coal	Dry bottom wall-fired	Dry Lime FGD	Low NOx Burner Technology w/ Overfire Air	Selective Catalytic Red	Baghouse	Halogenated PAC Sorbent Injection	ARP, CSNOX, CSOSG2E, CSSO2G1, MATS
MI	J H Campbell	1710	3	8/4/2025	23	1	756	362.4	Measured	0.046	Calculated	820.4	Measured	0.105	Calculated	477.2	Measured	0.061	Measured	7822.2	Measured	Coal	Dry bottom wall-fired	Dry Lime FGD	Low NOx Burner Technology w/ Overfire Air	Selective Catalytic Red	Baghouse	Halogenated PAC Sorbent Injection	ARP, CSNOX, CSOSG2E, CSSO2G1, MATS
MI	J H Campbell	1710	3	8/5/2025	0	1	757	367.9	Measured	0.047	Calculated	823.5	Measured	0.105	Calculated	486.8	Measured	0.062	Measured	7852	Measured	Coal	Dry bottom wall-fired	Dry Lime FGD	Low NOx Burner Technology w/ Overfire Air	Selective Catalytic Red	Baghouse	Halogenated PAC Sorbent Injection	ARP, CSNOX, CSOSG2E, CSSO2G1, MATS
MI	J H Campbell	1710	3	8/5/2025	1	1	757	355.6	Measured	0.045	Calculated	823.2	Measured	0.105	Calculated	486.7	Measured	0.062	Measured	7849.2	Measured	Coal	Dry bottom wall-fired	Dry Lime FGD	Low NOx Burner Technology w/ Overfire Air	Selective Catalytic Red	Baghouse	Halogenated PAC Sorbent Injection	ARP, CSNOX, CSOSG2E, CSSO2G1, MATS
MI	J H Campbell	1710	3	8/5/2025	2	1	757	339.3	Measured	0.043	Calculated	823.3	Measured	0.105	Calculated	494.5	Measured	0.063	Measured	7849.7	Measured	Coal	Dry bottom wall-fired	Dry Lime FGD	Low NOx Burner Technology w/ Overfire Air	Selective Catalytic Red	Baghouse	Halogenated PAC Sorbent Injection	ARP, CSNOX, CSOSG2E, CSSO2G1, MATS
MI	J H Campbell	1710	3	8/5/2025	3	1	757	355.9	Measured	0.045	Calculated	824.1	Measured	0.105	Calculated	510.7	Measured	0.065	Measured	7857.5	Measured	Coal	Dry bottom wall-fired	Dry Lime FGD	Low NOx Burner Technology w/ Overfire Air	Selective Catalytic Red	Baghouse	Halogenated PAC Sorbent Injection	ARP, CSNOX, CSOSG2E, CSSO2G1, MATS
MI	J H Campbell	1710	3	8/5/2025	4	1	756	384	Measured	0.049	Calculated	830.2	Measured	0.105	Calculated	498.7	Measured	0.063	Measured	7915.2	Measured	Coal	Dry bottom wall-fired	Dry Lime FGD	Low NOx Burner Technology w/ Overfire Air	Selective Catalytic Red	Baghouse	Halogenated PAC Sorbent Injection	ARP, CSNOX, CSOSG2E, CSSO2G1, MATS
MI	J H Campbell	1710	3	8/5/2025	5	1	757	357.8	Measured	0.045	Calculated	830.7	Measured	0.105	Calculated	491.1	Measured	0.062	Measured	7920.2	Measured	Coal	Dry bottom wall-fired	Dry Lime FGD	Low NOx Burner Technology w/ Overfire Air	Selective Catalytic Red	Baghouse	Halogenated PAC Sorbent Injection	ARP, CSNOX, CSOSG2E, CSSO2G1, MATS
MI	J H Campbell	1710	3	8/5/2025	6	1	758	358.4	Measured	0.045	Calculated	839.2	Measured	0.105	Calculated	488.1	Measured	0.061	Measured	8001.4	Measured	Coal	Dry bottom wall-fired	Dry Lime FGD	Low NOx Burner Technology w/ Overfire Air	Selective Catalytic Red	Baghouse	Halogenated PAC Sorbent Injection	ARP, CSNOX, CSOSG2E, CSSO2G1, MATS
MI	J H Campbell	1710	3	8/5/2025	7	1	757	356.7	Measured	0.044	Calculated	846.8	Measured	0.105	Calculated	476.4	Measured	0.059	Measured	8074.1	Measured	Coal	Dry bottom wall-fired	Dry Lime FGD	Low NOx Burner Technology w/ Overfire Air	Selective Catalytic Red	Baghouse	Halogenated PAC Sorbent Injection	ARP, CSNOX, CSOSG2E, CSSO2G1, MATS
MI	J H Campbell	1710	3	8/5/2025	8	1	757	471.7	Measured	0.059	Calculated	841.1	Measured	0.105	Calculated	489.2	Measured	0.061	Measured	8020.1	Measured	Coal	Dry bottom wall-fired	Dry Lime FGD	Low NOx Burner Technology w/ Overfire Air	Selective Catalytic Red	Baghouse	Halogenated PAC Sorbent Injection	ARP, CSNOX, CSOSG2E, CSSO2G1, MATS
MI	J H Campbell	1710	3	8/5/2025	9	1	757	414.2	Measured	0.051	Calculated	850.6	Measured	0.105	Calculated	494.7	Measured	0.061	Measured	8110.1	Measured	Coal	Dry bottom wall-fired	Dry Lime FGD	Low NOx Burner Technology w/ Overfire Air	Selective Catalytic Red	Baghouse	Halogenated PAC Sorbent Injection	ARP, CSNOX, CSOSG2E, CSSO2G1, MATS
MI	J H Campbell	1710	3	8/5/2025	10	1	758	357.4	Measured	0.044	Calculated	843.6	Measured	0.105	Calculated	474.6	Measured	0.059	Measured	8043.6	Measured	Coal	Dry bottom wall-fired	Dry Lime FGD	Low NOx Burner Technology w/ Overfire Air	Selective Catalytic Red	Baghouse	Halogenated PAC Sorbent Injection	ARP, CSNOX, CSOSG2E, CSSO2G1, MATS
MI	J H Campbell	1710	3	8/5/2025	11	1	757	365.9	Measured	0.046	Calculated	837.6	Measured	0.105	Calculated	455.2	Measured	0.057	Measured	7986.5	Measured	Coal	Dry bottom wall-fired	Dry Lime FGD	Low NOx Burner Technology w/ Overfire Air	Selective Catalytic Red	Baghouse	Halogenated PAC Sorbent Injection	ARP, CSNOX, CSOSG2E, CSSO2G1, MATS
MI	J H Campbell	1710	3	8/5/2025	12	1	757	367.3	Measured	0.046	Calculated	843.2	Measured	0.105	Calculated	402	Measured	0.05	Measured	8039.9	Measured	Coal	Dry bottom wall-fired	Dry Lime FGD	Low NOx Burner Technology w/ Overfire Air	Selective Catalytic Red	Baghouse	Halogenated PAC Sorbent Injection	ARP, CSNOX, CSOSG2E, CSSO2G1, MATS
MI	J H Campbell	1710	3	8/5/2025	13	1	756	499.7	Measured	0.063	Calculated	833.8	Measured	0.105	Calculated	397.5	Measured	0.05	Measured	7949.6	Measured	Coal	Dry bottom wall-fired	Dry Lime FGD	Low NOx Burner Technology w/ Overfire Air	Selective Catalytic Red	Baghouse	Halogenated PAC Sorbent Injection	ARP, CSNOX, CSOSG2E, CSSO2G1, MATS
MI	J H Campbell	1710	3	8/5/2025	14	1	756	745.2	Measured	0.096	Calculated	817.3	Measured	0.105	Calculated	405.2	Measured	0.052	Measured	7792.3	Measured	Coal	Dry bottom wall-fired	Dry Lime FGD	Low NOx Burner Technology w/ Overfire Air	Selective Catalytic Red	Baghouse	Halogenated PAC Sorbent Injection	ARP, CSNOX, CSOSG2E, CSSO2G1, MATS
MI	J H Campbell	1710	3	8/5/2025	15	1	756	757.8	Measured	0.098	Calculated	809.4	Measured	0.105	Calculated	517.1	Measured	0.067	Measured	7717.4	Measured	Coal	D

MI	J H Campbell	1710	3	8/7/2025	16	1	562	399	Measured	0.067	Calculated	622.8	Measured	0.105	Calculated	190	Measured	0.032	Measured	5938.1	Measured	Coal	Dry bottom wall-fired	Dry Lime FGD	Low NOx Burner Technology w/ Overfire Air	Selective Catalytic Red	Baghouse	Halogenated PAC Sorbent Injection	ARP, CSNOX, CSOSG2E, CSSO2G1, MATS
MI	J H Campbell	1710	3	8/7/2025	17	1	561	396.8	Measured	0.067	Calculated	625.3	Measured	0.105	Calculated	178.9	Measured	0.03	Measured	5961.9	Measured	Coal	Dry bottom wall-fired	Dry Lime FGD	Low NOx Burner Technology w/ Overfire Air	Selective Catalytic Red	Baghouse	Halogenated PAC Sorbent Injection	ARP, CSNOX, CSOSG2E, CSSO2G1, MATS
MI	J H Campbell	1710	3	8/7/2025	18	1	563	429.3	Measured	0.072	Calculated	625.1	Measured	0.105	Calculated	184.8	Measured	0.031	Measured	5959.7	Measured	Coal	Dry bottom wall-fired	Dry Lime FGD	Low NOx Burner Technology w/ Overfire Air	Selective Catalytic Red	Baghouse	Halogenated PAC Sorbent Injection	ARP, CSNOX, CSOSG2E, CSSO2G1, MATS
MI	J H Campbell	1710	3	8/7/2025	19	1	562	302.7	Measured	0.051	Calculated	625.9	Measured	0.105	Calculated	179	Measured	0.03	Measured	5967.9	Measured	Coal	Dry bottom wall-fired	Dry Lime FGD	Low NOx Burner Technology w/ Overfire Air	Selective Catalytic Red	Baghouse	Halogenated PAC Sorbent Injection	ARP, CSNOX, CSOSG2E, CSSO2G1, MATS
MI	J H Campbell	1710	3	8/7/2025	20	1	561	303.3	Measured	0.05	Calculated	630.7	Measured	0.105	Calculated	180.4	Measured	0.03	Measured	6013.7	Measured	Coal	Dry bottom wall-fired	Dry Lime FGD	Low NOx Burner Technology w/ Overfire Air	Selective Catalytic Red	Baghouse	Halogenated PAC Sorbent Injection	ARP, CSNOX, CSOSG2E, CSSO2G1, MATS
MI	J H Campbell	1710	3	8/7/2025	21	1	561	294.3	Measured	0.049	Calculated	633.8	Measured	0.105	Calculated	187.3	Measured	0.031	Measured	6043.2	Measured	Coal	Dry bottom wall-fired	Dry Lime FGD	Low NOx Burner Technology w/ Overfire Air	Selective Catalytic Red	Baghouse	Halogenated PAC Sorbent Injection	ARP, CSNOX, CSOSG2E, CSSO2G1, MATS
MI	J H Campbell	1710	3	8/7/2025	22	1	561	321.7	Measured	0.053	Calculated	636.4	Measured	0.105	Calculated	188.1	Measured	0.031	Measured	6067.9	Measured	Coal	Dry bottom wall-fired	Dry Lime FGD	Low NOx Burner Technology w/ Overfire Air	Selective Catalytic Red	Baghouse	Halogenated PAC Sorbent Injection	ARP, CSNOX, CSOSG2E, CSSO2G1, MATS
MI	J H Campbell	1710	3	8/7/2025	23	1	562	323.3	Measured	0.054	Calculated	633.5	Measured	0.105	Calculated	187.3	Measured	0.031	Measured	6040.4	Measured	Coal	Dry bottom wall-fired	Dry Lime FGD	Low NOx Burner Technology w/ Overfire Air	Selective Catalytic Red	Baghouse	Halogenated PAC Sorbent Injection	ARP, CSNOX, CSOSG2E, CSSO2G1, MATS
MI	J H Campbell	1710	3	8/8/2025	0	1	562	311.4	Measured	0.051	Calculated	634.4	Measured	0.105	Calculated	187.5	Measured	0.031	Measured	6048.6	Measured	Coal	Dry bottom wall-fired	Dry Lime FGD	Low NOx Burner Technology w/ Overfire Air	Selective Catalytic Red	Baghouse	Halogenated PAC Sorbent Injection	ARP, CSNOX, CSOSG2E, CSSO2G1, MATS
MI	J H Campbell	1710	3	8/8/2025	1	1	562	314	Measured	0.052	Calculated	632.5	Measured	0.105	Calculated	187	Measured	0.031	Measured	6030.8	Measured	Coal	Dry bottom wall-fired	Dry Lime FGD	Low NOx Burner Technology w/ Overfire Air	Selective Catalytic Red	Baghouse	Halogenated PAC Sorbent Injection	ARP, CSNOX, CSOSG2E, CSSO2G1, MATS
MI	J H Campbell	1710	3	8/8/2025	2	1	562	334	Measured	0.055	Calculated	633.7	Measured	0.105	Calculated	187.3	Measured	0.031	Measured	6042.4	Measured	Coal	Dry bottom wall-fired	Dry Lime FGD	Low NOx Burner Technology w/ Overfire Air	Selective Catalytic Red	Baghouse	Halogenated PAC Sorbent Injection	ARP, CSNOX, CSOSG2E, CSSO2G1, MATS
MI	J H Campbell	1710	3	8/8/2025	3	1	562	320.8	Measured	0.053	Calculated	632.1	Measured	0.105	Calculated	186.8	Measured	0.031	Measured	6026.6	Measured	Coal	Dry bottom wall-fired	Dry Lime FGD	Low NOx Burner Technology w/ Overfire Air	Selective Catalytic Red	Baghouse	Halogenated PAC Sorbent Injection	ARP, CSNOX, CSOSG2E, CSSO2G1, MATS
MI	J H Campbell	1710	3	8/8/2025	4	1	561	337.3	Measured	0.056	Calculated	633.3	Measured	0.105	Calculated	181.1	Measured	0.03	Measured	6038.3	Measured	Coal	Dry bottom wall-fired	Dry Lime FGD	Low NOx Burner Technology w/ Overfire Air	Selective Catalytic Red	Baghouse	Halogenated PAC Sorbent Injection	ARP, CSNOX, CSOSG2E, CSSO2G1, MATS
MI	J H Campbell	1710	3	8/8/2025	5	1	561	355.6	Measured	0.059	Calculated	634.8	Measured	0.105	Calculated	181.6	Measured	0.03	Measured	6052.4	Measured	Coal	Dry bottom wall-fired	Dry Lime FGD	Low NOx Burner Technology w/ Overfire Air	Selective Catalytic Red	Baghouse	Halogenated PAC Sorbent Injection	ARP, CSNOX, CSOSG2E, CSSO2G1, MATS
MI	J H Campbell	1710	3	8/8/2025	6	1	563	296.4	Measured	0.049	Calculated	636	Measured	0.105	Calculated	181.9	Measured	0.03	Measured	6064.1	Measured	Coal	Dry bottom wall-fired	Dry Lime FGD	Low NOx Burner Technology w/ Overfire Air	Selective Catalytic Red	Baghouse	Halogenated PAC Sorbent Injection	ARP, CSNOX, CSOSG2E, CSSO2G1, MATS
MI	J H Campbell	1710	3	8/8/2025	7	1	562	324.3	Measured	0.054	Calculated	635.5	Measured	0.105	Calculated	181.8	Measured	0.03	Measured	6059.4	Measured	Coal	Dry bottom wall-fired	Dry Lime FGD	Low NOx Burner Technology w/ Overfire Air	Selective Catalytic Red	Baghouse	Halogenated PAC Sorbent Injection	ARP, CSNOX, CSOSG2E, CSSO2G1, MATS
MI	J H Campbell	1710	3	8/8/2025	8	1	562	444.1	Measured	0.073	Calculated	635.4	Measured	0.105	Calculated	187.8	Measured	0.031	Measured	6058.4	Measured	Coal	Dry bottom wall-fired	Dry Lime FGD	Low NOx Burner Technology w/ Overfire Air	Selective Catalytic Red	Baghouse	Halogenated PAC Sorbent Injection	ARP, CSNOX, CSOSG2E, CSSO2G1, MATS
MI	J H Campbell	1710	3	8/8/2025	9	1	562	435.6	Measured	0.072	Calculated	635.8	Measured	0.105	Calculated	187.9	Measured	0.031	Measured	6062.6	Measured	Coal	Dry bottom wall-fired	Dry Lime FGD	Low NOx Burner Technology w/ Overfire Air	Selective Catalytic Red	Baghouse	Halogenated PAC Sorbent Injection	ARP, CSNOX, CSOSG2E, CSSO2G1, MATS
MI	J H Campbell	1710	3	8/8/2025	10	1	562	375.3	Measured	0.063	Calculated	629.4	Measured	0.105	Calculated	186	Measured	0.031	Measured	6001.3	Measured	Coal	Dry bottom wall-fired	Dry Lime FGD	Low NOx Burner Technology w/ Overfire Air	Selective Catalytic Red	Baghouse	Halogenated PAC Sorbent Injection	ARP, CSNOX, CSOSG2E, CSSO2G1, MATS
MI	J H Campbell	1710	3	8/8/2025	11	1	562	277	Measured	0.046	Calculated	636.1	Measured	0.105	Calculated	188	Measured	0.031	Measured	6065.4	Measured	Coal	Dry bottom wall-fired	Dry Lime FGD	Low NOx Burner Technology w/ Overfire Air	Selective Catalytic Red	Baghouse	Halogenated PAC Sorbent Injection	ARP, CSNOX, CSOSG2E, CSSO2G1, MATS
MI	J H Campbell	1710	3	8/8/2025	12	1	563	316.5	Measured	0.052	Calculated	640	Measured	0.105	Calculated	189.2	Measured	0.031	Measured	6102.4	Measured	Coal	Dry bottom wall-fired	Dry Lime FGD	Low NOx Burner Technology w/ Overfire Air	Selective Catalytic Red	Baghouse	Halogenated PAC Sorbent Injection	ARP, CSNOX, CSOSG2E, CSSO2G1, MATS
MI	J H Campbell	1710	3	8/8/2025	13	1	562	366.3	Measured	0.061	Calculated	631.9	Measured	0.105	Calculated	192.8	Measured	0.032	Measured	6024.8	Measured	Coal	Dry bottom wall-fired	Dry Lime FGD	Low NOx Burner Technology w/ Overfire Air	Selective Catalytic Red	Baghouse	Halogenated PAC Sorbent Injection	ARP, CSNOX, CSOSG2E, CSSO2G1, MATS
MI	J H Campbell	1710	3	8/8/2025	14	1	562	357.2	Measured	0.059	Calculated	634.3	Measured	0.105	Calculated	187.5	Measured	0.031	Measured	6047.4	Measured	Coal	Dry bottom wall-fired	Dry Lime FGD	Low NOx Burner Technology w/ Overfire Air	Selective Catalytic Red	Baghouse	Halogenated PAC Sorbent Injection	ARP, CSNOX, CSOSG2E, CSSO2G1, MATS
MI	J H Campbell	1710	3	8/8/2025	15	1	562	363.2	Measured	0.06	Calculated	632.5	Measured	0.105	Calculated	162.8	Measured	0.027	Measured	6030.7	Measured	Coal	Dry bottom wall-fired	Dry Lime FGD	Low NOx Burner Technology w/ Overfire Air	Selective Catalytic Red	Baghouse	Halogenated PAC Sorbent Injection	ARP, CSNOX, CSOSG2E, CSSO2G1, MATS
MI	J H Campbell	1710	3	8/8/2025	16	1	562	362.8	Measured	0.061	Calculated	628.7	Measured	0.105	Calculated	161.9	Measured	0.027	Measured	5994.9	Measured	Coal	Dry bottom wall-fired	Dry Lime FGD	Low NOx Burner Technology w/ Overfire Air	Selective Catalytic Red	Baghouse	Halogenated PAC Sorbent Injection	ARP, CSNOX, CSOSG2E, CSSO2G1, MATS
MI	J H Campbell	1710	3	8/8/2025	17	1	562	378.7	Measured	0.064	Calculated	623.4	Measured	0.105	Calculated	166.4	Measured	0.028	Measured	5944.1	Measured	Coal	Dry bottom wall-fired	Dry Lime FGD	Low NOx Burner Technology w/ Overfire Air	Selective Catalytic Red	Baghouse	Halogenated PAC Sorbent Injection	ARP, CSNOX, CSOSG2E, CSSO2G1, MATS
MI	J H Campbell	1710	3	8/8/2025	18	1	563	374.4	Measured	0.063	Calculated	624.9	Measured	0.105	Calculated	172.8	Measured	0.029	Measured	5958	Measured	Coal	Dry bottom wall-fired	Dry Lime FGD	Low NOx Burner Technology w/ Overfire Air	Selective Catalytic Red	Baghouse	Halogenated PAC Sorbent Injection	ARP, CSNOX, CSOSG2E, CSSO2G1, MATS
MI	J H Campbell	1710	3	8/8/2025	19	1	564	392.9	Measured	0.066	Calculated	626.7	Measured	0.105	Calculated	179.3	Measured	0.03	Measured	5975.8	Measured	Coal	Dry bottom wall-fired	Dry Lime FGD	Low NOx Burner Technology w/ Overfire Air	Selective Catalytic Red	Baghouse	Halogenated PAC Sorbent Injection	ARP, CSNOX, CSOSG2E, CSSO2G1, MATS
MI	J H Campbell	1710	3	8/8/2025	20	1	562	378.4	Measured	0.063	Calculated	628.8	Measured	0.105	Calculated	179.9	Measured	0.03	Measured	5995	Measured	Coal	Dry bottom wall-fired	Dry Lime FGD	Low NOx Burner Technology w/ Overfire Air	Selective Catalytic Red	Baghouse	Halogenated PAC Sorbent Injection	ARP, CSNOX, CSOSG2E, CSSO2G1, MATS
MI	J H Campbell	1710	3	8/8/2025	21	1	562	384.3	Measured	0.064	Calculated	629.8	Measured	0.105	Calculated	186.2	Measured	0.031	Measured	6005.2	Measured	Coal	Dry bottom wall-fired	Dry Lime FGD	Low NOx Burner Technology w/ Overfire Air	Selective Catalytic Red	Baghouse	Halogenated PAC Sorbent Injection	ARP, CSNOX, CSOSG2E, CSSO2G1, MATS
MI	J H Campbell	1710	3	8/8/2025	22	1	578	402.3	Measured	0.065	Calculated	644.7	Measured	0.105	Calculated	227.4	Measured	0.037	Measured	6147	Measured	Coal	Dry bottom wall-fired	Dry Lime FGD	Low NOx Burner Technology w/ Overfire Air	Selective Catalytic Red	Baghouse	Halogenated PAC Sorbent Injection	ARP, CSNOX, CSOSG2E, CSSO2G1, MATS
MI	J H Campbell	1710	3	8/8/2025	23	1	688	550.5	Measured	0.077	Calculated	753.4	Measured	0.105	Calculated	316.1	Measured	0.044	Measured	7183.9	Measured	Coal	Dry bottom wall-fired	Dry Lime FGD	Low NOx Burner Technology w/ Overfire Air	Selective Catalytic Red	Baghouse	Halogenated PAC Sorbent Injection	ARP, CSNOX, CSOSG2E, CSSO2G1, MATS
MI	J H Campbell	1710	3	8/9/2025	0	1	760	506.6	Measured	0.066	Calculated	809.5	Measured	0.105	Calculated	378.2	Measured	0.049	Measured	7717.9	Measured	Coal	Dry bottom wall-fired	Dry Lime FGD	Low NOx Burner Technology w/ Overfire Air	Selective Catalytic Red	Baghouse	Halogenated PAC Sorbent Injection	ARP, CSNOX, CSOSG2E, CSSO2G1, MATS
MI	J H Campbell	1710	3	8/9/2025	1	1	761	438	Measured	0.057	Calculated	812	Measured	0.105	Calculated	325.2	Measured	0.042	Measured	7742.2	Measured	Coal	Dry bottom wall-fired	Dry Lime FGD	Low NOx Burner Technology w/ Overfire Air	Selective Catalytic Red	Baghouse	Halogenated PAC Sorbent Injection	ARP, CSNOX, CSOSG2E, CSSO2G1, MATS
MI	J H Campbell	1710	3	8/9/2025	2	1	760	440.2	Measured	0.057	Calculated	805.2	Measured	0.105	Calculated	353.1	Measured	0.046	Measured	7677	Measured	Coal	Dry bottom wall-fired	Dry Lime FGD	Low NOx Burner Technology w/ Overfire Air	Selective Catalytic Red	Baghouse	Halogenated PAC Sorbent Injection	ARP, CSNOX, CSOSG2E, CSSO2G1, MATS
MI	J H Campbell	1710	3	8/9/2025	3	1	759	444.6	Measured	0.057	Calculated	812.7	Measured	0.105	Calculated	379.7	Measured	0.049	Measured	7749.3	Measured	Coal	Dry bottom wall-fired	Dry Lime FGD	Low NOx Burner Technology w/ Overfire Air	Selective Catalytic Red	Baghouse	Halogenated PAC Sorbent Injection	ARP, CSNOX, CSOSG2E, CSSO2G1, MATS
MI	J H Campbell	1710	3	8/9/2025	4	1	759	463.4	Measured	0.06	Calculated	813.2	Measured	0.105	Calculated	395.4	Measured	0.051	Measured	7753.6	Measured	Coal	Dry bottom wall-fired	Dry Lime FGD	Low NOx Burner Technology w/ Overfire Air	Selective Catalytic Red	Baghouse	Halogenated PAC Sorbent Injection	ARP, CSNOX, CSOSG2E, CSSO2G1, MATS
MI	J H Campbell	1710	3	8/9/2025	5	1	758	532.2	Measured	0.069	Calculated	808.3	Measured	0.105	Calculated	423.9	Measured	0.055	Measured	7706.8	Measured	Coal	Dry bottom wall-fired	Dry Lime FGD	Low NOx Burner Technology w/ Overfire Air	Selective Catalytic Red	Baghouse	Halogenated PAC Sorbent Injection	ARP, CSNOX, CSOSG2E, CSSO2G1, MATS
MI	J H Campbell	1710	3	8/9/2025	6	1	760	607.5	Measured	0.079	Calculated	809.2	Measured	0.105	Calculated	447.5	Measured	0.058	Substitute	7715.8	Measured	Coal	Dry bottom wall-fired	Dry Lime FGD	Low NOx Burner Technology w/ Overfire Air	Selective Catalytic Red	Baghouse	Halogenated PAC Sorbent Injection	ARP, CSNOX, CSOSG2E, CSSO2G1, MATS
MI	J H Campbell	1710	3	8/9/2025	7	1	759	602.8	Measured	0.078	Calculated	805.7	Measured	0.105	Calculated	445.6	Measured	0.058	Substitute	7682	Measured	Coal	Dry bottom wall-fired	Dry Lime FGD	Low NOx Burner Technology w/ Overfire Air	Selective Catalytic Red	Baghouse	Halogenated PAC Sorbent Injection	ARP, CSNOX, CSOSG2E, CSSO2G1, MATS
MI	J H Campbell	1710	3	8/9/2025	8	1	759	293.9	Measured	0.039	Calculated	800.4	Measured	0.105	Calculated	435	Measured	0.057	Measured	7631.3	Measured	Coal	Dry bottom wall-fired	Dry Lime FGD	Low NOx Burner Technology w/ Overfire Air	Selective Catalytic Red	Baghouse	Halogenated PAC Sorbent Injection	ARP, CSNOX, CSOSG2E, CSSO2G1, MATS
MI	J H Campbell	1710	3	8/9/2025	9	1	761	300.7	Measured	0.039	Calculated	802.3	Measured	0.105	Calculated	451.4	Measured	0.059	Measured	7650	Measured	Coal	Dry bottom wall-fired	Dry Lime FGD	Low NOx Burner Technology w/ Overfire Air	Selective Catalytic Red	Baghouse	Halogenated PAC Sorbent Injection	ARP, CSNOX, CSOSG2E, CSSO2G1, MATS
MI	J H Campbell	1710	3	8/9/2025	10	1	760	329.4	Measured	0.043	Calculated	798.1	Measured	0.105	Calculated	449	Measured	0.059	Measured	7609.7	Measured	Coal	Dry bottom wall-fired	Dry Lime FGD	Low NOx Burner Technology w/ Overfire Air	Selective Catalytic Red	Baghouse	Halogenated PAC Sorbent Injection	ARP, CSNOX, CSOSG2E, CSSO2G1, MATS
MI	J H Campbell	1710	3	8/9/2025	11	1	758	332.9	Measured	0.043	Calculated	803.7	Measured	0.105	Calculated	436.8	Measured	0.057	Measured	7663.1	Measured	Coal	Dry bottom wall-fired	Dry Lime FGD	Low NOx Burner Technology w/ Overfire Air	Selective Catalytic Red	Baghouse	Halogenated PAC Sorbent Injection	ARP, CSNOX, CSOSG2E, CSSO2G1, MATS
MI	J H Campbell	1710	3	8/9/2025	12	1	760	331	Measured	0.043	Calculated	803.9	Measured	0.105	Calculated	444.6	Measured	0.058	Measured	7665.1	Measured	Coal	Dry bottom wall-fired	Dry Lime FGD	Low NOx Burner Technology w/ Overfire Air	Selective Catalytic Red	Baghouse	Halogenated PAC Sorbent Injection	ARP, CSNOX, CSOSG2E, CSSO2G1, MATS
MI	J H Campbell	1710	3	8/9/2025	13	1	760	323.1	Measured	0.042	Calculated	804.4	Measured	0.105	Calculated	444.9	Measured	0.058	Measured	7670.1	Measured	Coal	Dry bottom wall-fired	Dry Lime FGD	Low NOx Burner Technology w/ Overfire Air	Selective Catalytic Red	Baghouse	Halogenated PAC Sorbent Injection	ARP, CSNOX, CSOSG2E, CSSO2G1, MATS
MI	J H Campbell	1710	3	8/9/2025	14	1	760	324.8	Measured	0.043	Calculated	796.6	Measured	0.105	Calculated	470.9	Measured	0.062	Measured	7595.3	Measured	Coal	Dry bottom wall-fired	Dry Lime FGD	Low NOx Burner Technology w/ Overfire Air	Selective Catalytic Red	Baghouse	Halogenated PAC Sorbent Injection	ARP, CSNOX, CSOSG2E, CSSO2G1, MATS
MI	J H Campbell	1710	3	8/9/2025	15	1	759	438.1	Measured	0.058	Calculated	793.6	Measured	0.105	Calculated	476.7	Measured	0.063	Measured	7566.4	Measured	Coal	Dry bottom wall-fired	Dry Lime FGD	Low NOx Burner Technology w/ Overfire Air	Selective Catalytic Red	Baghouse	Halogenated PAC Sorbent Injection	ARP, CSNOX, CSOSG2E, CSSO2G1, MATS
MI	J H Campbell	1710	3	8/9/2025	16	1	758	1130.9	Measured	0.152	Calculated	780.7	Measured	0.105	Calculated	454.1	Measured	0.061	Measured	7443.6	Measured	Coal	Dry bottom wall-fired	Dry Lime FGD	Low NOx Burner Technology w/ Overfire Air	Selective Catalytic Red	Baghouse	Halogenated PAC Sorbent Injection	ARP, CSNOX, CSOSG2E, CSSO2G1, MATS
MI	J H Campbell	1710	3	8/9/2025	17	1	759	1225.5	Measured	0.166	Calculated	776.1	Measured	0.105	Calculated	458.8	Measured	0.062	Measured	7399.6	Measured	Coal	Dry bottom wall-fired	Dry Lime FGD	Low NOx Burner Technology w/ Overfire Air	Selective Catalytic Red	Baghouse	Halogenated PAC Sorbent Injection	ARP, CSNOX, CSOSG2E, CSSO2G1, MATS
MI	J H Campbell	1710	3	8/9/2025	18	1	760	1204.1	Measured	0.162	Calculated	778.6	Measured	0.105	Calculated	475.1	Measured	0.064	Measured	7423.8	Measured	Coal	Dry bottom wall-fired	Dry Lime FGD	Low NOx Burner Technology w/ Overfire Air	Selective Catalytic Red	Baghouse	Halogenated PAC Sorbent Injection	ARP, CSNOX, CSOSG2E, CSSO2G1, MATS
MI	J H Campbell	1710	3	8/9/2025	19	1	760	1199.3	Measured	0.162	Calculated	775.1	Measured	0.105	Calculated	487.7	Measured	0.066	Measured	7390	Measured	Coal	Dry bottom wall-fired	Dry Lime FGD	Low NOx Burner Technology w/ Overfire Air	Selective Catalytic Red	Baghouse	Halogenated PAC Sorbent Injection	ARP, CSNOX, CSOSG2E, CSSO2G1, MATS
MI	J H Campbell	1710	3	8/9/2025	20	1	759	1257.2	Measured	0.17	Calculated	775.7	Measured	0.105	Calculated	473.3	Measured	0.064	Measured	7395.9	Measured	Coal	Dry bottom wall-fired	Dry Lime FGD	Low NOx Burner Technology w/ Overfire Air	Selective Catalytic Red	Baghouse	Halogenated PAC Sorbent Injection	ARP, CSNOX, CSOSG2E, CSSO2G1, MATS
MI	J H Campbell	1710	3	8/9/2025	21	1	760	1227.3	Measured	0.164	Calculated	783.4	Measured	0.105	Calculated	470.6	Measured	0.063	Measured	7469.5	Measured	Coal	Dry bottom wall-fired	Dry Lime FGD	Low NOx Burner Technology w/ Overfire Air	Selective Catalytic Red	Baghouse	Halogenated PAC Sorbent Injection	ARP, CSNOX, CSOSG2E, CSSO2G1, MATS
MI	J H Campbell	1710	3	8/9/2025	22	1	760	1211.4	Measured	0.163	Calculated	779.1	Measured	0.105	Calculated	460.6	Measured	0.062	Measured	7428.4	Measured	Coal	Dry bottom wall-fired	Dry Lime FGD	Low NOx Burner Technology w/ Overfire Air	Selective Catalytic Red	Baghouse	Halogenated PAC Sorbent Injection	ARP, CSNOX, CSOSG2E, CSSO2G1, MATS
MI	J H Campbell	1710	3	8/9/2025	23	1	758	1204.9	Measured	0.163	Calculated	776.2	Measured	0.105	Calculated	421.8	Measured	0.057	Measured	7400.8	Measured	Coal	Dry bottom wall-fired	Dry Lime FGD	Low NOx Burner Technology w/ Overfire Air	Selective Catalytic Red	Baghouse	Halogenated PAC Sorbent Injection	ARP, CSNOX, CSOSG2E, CSSO2G1, MATS
MI	J H Campbell	1710	3	########	0	1	760	1205.7	Measured	0.163	Calculated	776.7	Measured	0.105	Calculated	407.3	Measured	0.055	Measured	7405.3	Measured	Coal	Dry bottom wall-fired	Dry Lime FGD	Low NOx Burner Technology w/ Overfire Air	Selective Catalytic Red	Baghouse	Halogenated PAC Sorbent Injection	ARP, CSNOX, CSOSG2E, CSSO2G1, MATS
MI	J H Campbell	1710	3	########	1	1	759	1209.3	Measured	0.164	Calculated	774	Measured	0.105	Calculated	383.7	Measured	0.052	Measured	7379.7	Measured	Coal	Dry bottom wall-fired	Dry Lime FGD	Low NOx Burner Technology w/ Overfire Air	Selective Catalytic Red	Baghouse	Halogenated PAC Sorbent Injection	ARP, CSNOX, CSOSG2E, CSSO2G1, MATS
MI	J H Campbell	1710	3	########	2	1	759	1180.3	Measured	0.16	Calculated	774.2	Measured	0.105	Calculated	369.1	Measured	0.05	Measured	7381.7	Measured	Coal	Dry bottom wall-fired	Dry Lime FGD	Low NOx Burner Technology w/ Overfire Air	Selective Catalytic Red	Baghouse	Halogenated PAC Sorbent Injection	ARP, CSNOX, CSOSG2E, CSSO2G1, MATS
MI	J H Campbell	1710	3	########	3	1	758	1160	Measured	0.157	Calculated	775.1	Measured	0.105	Calculated	376.9	Measured	0.051	Measured	7390.2	Measured	Coal	Dry bottom wall-fired	Dry Lime FGD	Low NOx Burner Technology w/ Overfire Air	Selective Catalytic Red	Baghouse	Halogenated PAC Sorbent Injection	ARP, CSNOX, CSOSG2E, CSSO2G1, MATS
MI	J H Campbell	1710	3	########	4	1	759	1188	Measured	0.161	Calculated	774.1	Measured	0.105	Calculated	376.4	Measured	0.051	Measured	7381.1	Measured	Coal	Dry bottom wall-fired	Dry Lime FGD	Low NOx Burner Technology w/ Overfire Air	Selective Catalytic Red	Baghouse	Halogenated PAC Sorbent Injection	ARP, CSNOX, CSOSG2E, CSSO2G1, MATS
MI	J H Campbell	1710	3	########	5	1	758	1189.8	Measured	0.161	Calculated	774	Measured	0.105	Calculated	369	Measured	0.05	Measured	7379.9	Measured	Coal	Dry bottom wall-fired	Dry Lime FGD	Low NOx Burner Technology w/ Overfire Air	Selective Catalytic Red	Baghouse	Halogenated PAC Sorbent Injection	ARP, CSNOX, CSOSG2E, CSSO2G1, MATS
MI	J H Campbell	1710	3	########	6	1	758	1338.6	Measured	0.183	Calculated	767.2	Measured	0.105	Calculated	380.4	Measured	0.052	Measured	7314.6	Measured	Coal	Dry bottom wall-fired	Dry Lime FGD	Low NOx Burner Technology w/ Overfire Air	Selective Catalytic Red	Baghouse	Halogenated PAC Sorbent Injection	ARP, CSNOX, CSOSG2E, CSSO2G1, MATS
MI	J H Campbell	1710	3	########	7	1	759	971.3	Measured	0.133	Calculated	768.1	Measured	0.105	Calculated	446.7	Measured	0.061	Measured	7323.6	Measured	Coal	Dry bottom wall-fired	Dry Lime FGD	Low NOx Burner Technology w/ Overfire Air	Selective Catalytic Red	Baghouse	Halogenated PAC Sorbent Injection	ARP, CSNOX, CSOSG2E, CSSO2G1, MATS
MI	J H Campbell	1710	3	########	8	1	760	459.9	Measured	0.062	Calculated	779.3	Measured	0.105	Calculated	453.3	Measured	0.061	Measured	7430.5	Measured	Coal	Dry bottom wall-fired	Dry Lime FGD	Low NOx Burner Technology w/ Overfire Air	Selective Catalytic Red	Baghouse	Halogenated PAC Sorbent Injection	ARP, CSNOX, CSOSG2E, CSSO2G1, MATS
MI	J H Campbell	1710	3	########	9	1	759	376.5	Measured	0.05	Calculated	783.9	Measured	0.105	Calculated	441	Measured	0.059	Measured	7474.6	Measured	Coal	Dry bottom wall-fired	Dry Lime FGD	Low NOx Burner Technology w/ Overfire Air	Selective Catalytic Red	Baghouse	Halogenated PAC Sorbent Injection	ARP, CSNOX, CSOSG2E, CSSO2G1, MATS
MI	J H Campbell	1710	3	########	10	1	758	431	Measured	0.057	Calculated	788	Measured	0.105	Calculated	428.3	Measured	0.057	Measured	7513.4	Measured	Coal	Dry bottom wall-fired	Dry Lime FGD	Low NOx Burner Technology w/ Overfire Air	Selective Catalytic Red	Baghouse	Halogenated PAC Sorbent Injection	ARP, CSNOX, CSOSG2E, CSSO2G1, MATS
MI	J H Campbell	1710	3	########	11	1	757	455.2	Measured	0.061	Calculated	784.9	Measured	0.105	Calculated	426.6	Measured	0.057	Measured	7483.9	Measured	Coal	Dry bottom wall-fired	Dry Lime FGD	Low NOx Burner Technology w/ Overfire Air	Selective Catalytic Red	Baghouse	Halogenated PAC Sorbent Injection	ARP, CSNOX, CSOSG2E, CSSO2G1, MATS
MI	J H Campbell	1710	3	########	12	1	759	296.9	Measured	0.04	Calculated	786.9	Measured	0.105	Calculated	435.2	Measured	0.058	Measured	7502.8	Measured	Coal	Dry bottom wall-fired	Dry Lime FGD	Low NOx Burner Technology w/ Overfire Air	Selective Catalytic Red	Baghouse	Halogenated PAC Sorbent Injection	ARP, CSNOX, CSOSG2E, CSSO2G1, MATS
MI	J H Campbell	1710	3	########	13	1	759	363.7	Measured	0.048	Calculated	791.6	Measured	0.105	Calculated	437.8	Measured	0.058	Measured	7548	Measured	Coal	Dry bottom wall-fired	Dry Lime FGD	Low NOx Burner Technology w/ Overfire Air	Selective Catalytic Red	Baghouse	Halogenated PAC Sorbent Injection	ARP, CSNOX, CSOSG2E, CSSO2G1, MATS
MI	J H Campbell	1710	3	########	14	1	758	419.1	Measured	0.056	Calculated	783.7	Measured	0.105	Calculated	425.9	Measured	0.057	Measured	7472.7	Measured	Coal	Dry bottom wall-fired	Dry Lime FGD	Low NOx Burner Technology w/ Overfire Air	Selective Catalytic Red	Baghouse	Halogenated PAC Sorbent Injection

MI	J H Campbell	1710	3	########	15	1	758	580.7	Measured	0.076	Calculated	800.3	Measured	0.105	Calculated	1457.5	Measured	0.191	Measured	7631	Measured	Coal	Dry bottom wall-fired	Dry Lime FGD	Low NOx Burner Technology w/ Overfire Air	Selective Catalytic Red	Baghouse	Halogenated PAC Sorbent Injection	ARP, CSNOX, CSOSG2E, CSSO2G1, MATS
MI	J H Campbell	1710	3	########	16	1	758	440.2	Measured	0.058	Calculated	797.5	Measured	0.105	Calculated	501.8	Measured	0.066	Measured	7603.5	Measured	Coal	Dry bottom wall-fired	Dry Lime FGD	Low NOx Burner Technology w/ Overfire Air	Selective Catalytic Red	Baghouse	Halogenated PAC Sorbent Injection	ARP, CSNOX, CSOSG2E, CSSO2G1, MATS
MI	J H Campbell	1710	3	########	17	1	758	429.5	Measured	0.056	Calculated	800	Measured	0.105	Calculated	282.2	Measured	0.037	Measured	7627.4	Measured	Coal	Dry bottom wall-fired	Dry Lime FGD	Low NOx Burner Technology w/ Overfire Air	Selective Catalytic Red	Baghouse	Halogenated PAC Sorbent Injection	ARP, CSNOX, CSOSG2E, CSSO2G1, MATS
MI	J H Campbell	1710	3	########	18	1	760	424.7	Measured	0.056	Calculated	802.5	Measured	0.105	Calculated	290.8	Measured	0.038	Measured	7651.6	Measured	Coal	Dry bottom wall-fired	Dry Lime FGD	Low NOx Burner Technology w/ Overfire Air	Selective Catalytic Red	Baghouse	Halogenated PAC Sorbent Injection	ARP, CSNOX, CSOSG2E, CSSO2G1, MATS
MI	J H Campbell	1710	3	########	19	1	759	446.4	Measured	0.059	Calculated	798	Measured	0.105	Calculated	304.3	Measured	0.04	Measured	7608.6	Measured	Coal	Dry bottom wall-fired	Dry Lime FGD	Low NOx Burner Technology w/ Overfire Air	Selective Catalytic Red	Baghouse	Halogenated PAC Sorbent Injection	ARP, CSNOX, CSOSG2E, CSSO2G1, MATS
MI	J H Campbell	1710	3	########	20	1	759	439.2	Measured	0.058	Calculated	799.6	Measured	0.105	Calculated	289.7	Measured	0.038	Measured	7623.9	Measured	Coal	Dry bottom wall-fired	Dry Lime FGD	Low NOx Burner Technology w/ Overfire Air	Selective Catalytic Red	Baghouse	Halogenated PAC Sorbent Injection	ARP, CSNOX, CSOSG2E, CSSO2G1, MATS
MI	J H Campbell	1710	3	########	21	1	761	425.4	Measured	0.055	Calculated	807.6	Measured	0.105	Calculated	292.6	Measured	0.038	Measured	7700.3	Measured	Coal	Dry bottom wall-fired	Dry Lime FGD	Low NOx Burner Technology w/ Overfire Air	Selective Catalytic Red	Baghouse	Halogenated PAC Sorbent Injection	ARP, CSNOX, CSOSG2E, CSSO2G1, MATS
MI	J H Campbell	1710	3	########	22	1	760	430.4	Measured	0.056	Calculated	805.4	Measured	0.105	Calculated	337.9	Measured	0.044	Measured	7679.5	Measured	Coal	Dry bottom wall-fired	Dry Lime FGD	Low NOx Burner Technology w/ Overfire Air	Selective Catalytic Red	Baghouse	Halogenated PAC Sorbent Injection	ARP, CSNOX, CSOSG2E, CSSO2G1, MATS
MI	J H Campbell	1710	3	########	23	1	759	420.5	Measured	0.055	Calculated	806	Measured	0.105	Calculated	315.1	Measured	0.041	Measured	7685.3	Measured	Coal	Dry bottom wall-fired	Dry Lime FGD	Low NOx Burner Technology w/ Overfire Air	Selective Catalytic Red	Baghouse	Halogenated PAC Sorbent Injection	ARP, CSNOX, CSOSG2E, CSSO2G1, MATS
MI	J H Campbell	1710	3	########	0	1	760	418.9	Measured	0.055	Calculated	799.9	Measured	0.105	Calculated	312.7	Measured	0.041	Measured	7626.4	Measured	Coal	Dry bottom wall-fired	Dry Lime FGD	Low NOx Burner Technology w/ Overfire Air	Selective Catalytic Red	Baghouse	Halogenated PAC Sorbent Injection	ARP, CSNOX, CSOSG2E, CSSO2G1, MATS
MI	J H Campbell	1710	3	########	1	1	760	436.5	Measured	0.057	Calculated	805.4	Measured	0.105	Calculated	291.8	Measured	0.038	Measured	7679.4	Measured	Coal	Dry bottom wall-fired	Dry Lime FGD	Low NOx Burner Technology w/ Overfire Air	Selective Catalytic Red	Baghouse	Halogenated PAC Sorbent Injection	ARP, CSNOX, CSOSG2E, CSSO2G1, MATS
MI	J H Campbell	1710	3	########	2	1	759	408.4	Measured	0.053	Calculated	806.3	Measured	0.105	Calculated	299.8	Measured	0.039	Measured	7687.9	Measured	Coal	Dry bottom wall-fired	Dry Lime FGD	Low NOx Burner Technology w/ Overfire Air	Selective Catalytic Red	Baghouse	Halogenated PAC Sorbent Injection	ARP, CSNOX, CSOSG2E, CSSO2G1, MATS
MI	J H Campbell	1710	3	########	3	1	759	392.5	Measured	0.051	Calculated	807.2	Measured	0.105	Calculated	300.2	Measured	0.039	Measured	7696.9	Measured	Coal	Dry bottom wall-fired	Dry Lime FGD	Low NOx Burner Technology w/ Overfire Air	Selective Catalytic Red	Baghouse	Halogenated PAC Sorbent Injection	ARP, CSNOX, CSOSG2E, CSSO2G1, MATS
MI	J H Campbell	1710	3	########	4	1	759	397.6	Measured	0.052	Calculated	805.1	Measured	0.105	Calculated	307	Measured	0.04	Measured	7676.2	Measured	Coal	Dry bottom wall-fired	Dry Lime FGD	Low NOx Burner Technology w/ Overfire Air	Selective Catalytic Red	Baghouse	Halogenated PAC Sorbent Injection	ARP, CSNOX, CSOSG2E, CSSO2G1, MATS
MI	J H Campbell	1710	3	########	5	1	683	302.3	Measured	0.043	Calculated	740.6	Measured	0.105	Calculated	218.9	Measured	0.031	Measured	7061.5	Measured	Coal	Dry bottom wall-fired	Dry Lime FGD	Low NOx Burner Technology w/ Overfire Air	Selective Catalytic Red	Baghouse	Halogenated PAC Sorbent Injection	ARP, CSNOX, CSOSG2E, CSSO2G1, MATS
MI	J H Campbell	1710	3	########	6	1	634	261.7	Measured	0.038	Calculated	717.5	Measured	0.105	Calculated	260	Measured	0.038	Measured	6841.6	Measured	Coal	Dry bottom wall-fired	Dry Lime FGD	Low NOx Burner Technology w/ Overfire Air	Selective Catalytic Red	Baghouse	Halogenated PAC Sorbent Injection	ARP, CSNOX, CSOSG2E, CSSO2G1, MATS
MI	J H Campbell	1710	3	########	7	1	636	348.8	Measured	0.05	Calculated	735.6	Measured	0.105	Calculated	315.6	Measured	0.045	Measured	7014.1	Measured	Coal	Dry bottom wall-fired	Dry Lime FGD	Low NOx Burner Technology w/ Overfire Air	Selective Catalytic Red	Baghouse	Halogenated PAC Sorbent Injection	ARP, CSNOX, CSOSG2E, CSSO2G1, MATS
MI	J H Campbell	1710	3	########	8	1	635	334.1	Measured	0.048	Calculated	736.7	Measured	0.105	Calculated	358.2	Measured	0.051	Measured	7023.9	Measured	Coal	Dry bottom wall-fired	Dry Lime FGD	Low NOx Burner Technology w/ Overfire Air	Selective Catalytic Red	Baghouse	Halogenated PAC Sorbent Injection	ARP, CSNOX, CSOSG2E, CSSO2G1, MATS
MI	J H Campbell	1710	3	########	9	1	634	551.1	Measured	0.08	Calculated	724.8	Measured	0.105	Calculated	359.4	Measured	0.052	Measured	6910.8	Measured	Coal	Dry bottom wall-fired	Dry Lime FGD	Low NOx Burner Technology w/ Overfire Air	Selective Catalytic Red	Baghouse	Halogenated PAC Sorbent Injection	ARP, CSNOX, CSOSG2E, CSSO2G1, MATS
MI	J H Campbell	1710	3	########	10	1	635	246.3	Measured	0.036	Calculated	722.9	Measured	0.105	Calculated	344.7	Measured	0.05	Measured	6893.1	Measured	Coal	Dry bottom wall-fired	Dry Lime FGD	Low NOx Burner Technology w/ Overfire Air	Selective Catalytic Red	Baghouse	Halogenated PAC Sorbent Injection	ARP, CSNOX, CSOSG2E, CSSO2G1, MATS
MI	J H Campbell	1710	3	########	11	1	634	375.3	Measured	0.054	Calculated	729	Measured	0.105	Calculated	354.5	Measured	0.051	Measured	6950.7	Measured	Coal	Dry bottom wall-fired	Dry Lime FGD	Low NOx Burner Technology w/ Overfire Air	Selective Catalytic Red	Baghouse	Halogenated PAC Sorbent Injection	ARP, CSNOX, CSOSG2E, CSSO2G1, MATS
MI	J H Campbell	1710	3	########	12	1	635	413.3	Measured	0.06	Calculated	722.7	Measured	0.105	Calculated	351.4	Measured	0.051	Measured	6890.5	Measured	Coal	Dry bottom wall-fired	Dry Lime FGD	Low NOx Burner Technology w/ Overfire Air	Selective Catalytic Red	Baghouse	Halogenated PAC Sorbent Injection	ARP, CSNOX, CSOSG2E, CSSO2G1, MATS
MI	J H Campbell	1710	3	########	13	1	636	360.6	Measured	0.053	Calculated	719.6	Measured	0.105	Calculated	363.6	Measured	0.053	Measured	6860.8	Measured	Coal	Dry bottom wall-fired	Dry Lime FGD	Low NOx Burner Technology w/ Overfire Air	Selective Catalytic Red	Baghouse	Halogenated PAC Sorbent Injection	ARP, CSNOX, CSOSG2E, CSSO2G1, MATS
MI	J H Campbell	1710	3	########	14	1	635	356.4	Measured	0.052	Calculated	718.7	Measured	0.105	Calculated	575.7	Measured	0.084	Measured	6853	Measured	Coal	Dry bottom wall-fired	Dry Lime FGD	Low NOx Burner Technology w/ Overfire Air	Selective Catalytic Red	Baghouse	Halogenated PAC Sorbent Injection	ARP, CSNOX, CSOSG2E, CSSO2G1, MATS
MI	J H Campbell	1710	3	########	15	1	635	375.2	Measured	0.055	Calculated	718.5	Measured	0.105	Calculated	280.9	Measured	0.041	Measured	6850.9	Measured	Coal	Dry bottom wall-fired	Dry Lime FGD	Low NOx Burner Technology w/ Overfire Air	Selective Catalytic Red	Baghouse	Halogenated PAC Sorbent Injection	ARP, CSNOX, CSOSG2E, CSSO2G1, MATS
MI	J H Campbell	1710	3	########	16	1	635	376.9	Measured	0.055	Calculated	718.2	Measured	0.105	Calculated	280.8	Measured	0.041	Measured	6847.6	Measured	Coal	Dry bottom wall-fired	Dry Lime FGD	Low NOx Burner Technology w/ Overfire Air	Selective Catalytic Red	Baghouse	Halogenated PAC Sorbent Injection	ARP, CSNOX, CSOSG2E, CSSO2G1, MATS
MI	J H Campbell	1710	3	########	17	1	635	371	Measured	0.054	Calculated	717.7	Measured	0.105	Calculated	280.6	Measured	0.041	Measured	6843.2	Measured	Coal	Dry bottom wall-fired	Dry Lime FGD	Low NOx Burner Technology w/ Overfire Air	Selective Catalytic Red	Baghouse	Halogenated PAC Sorbent Injection	ARP, CSNOX, CSOSG2E, CSSO2G1, MATS
MI	J H Campbell	1710	3	########	18	1	636	363.6	Measured	0.053	Calculated	718.1	Measured	0.105	Calculated	280.7	Measured	0.041	Measured	6847	Measured	Coal	Dry bottom wall-fired	Dry Lime FGD	Low NOx Burner Technology w/ Overfire Air	Selective Catalytic Red	Baghouse	Halogenated PAC Sorbent Injection	ARP, CSNOX, CSOSG2E, CSSO2G1, MATS
MI	J H Campbell	1710	3	########	19	1	635	368.2	Measured	0.053	Calculated	726.2	Measured	0.105	Calculated	283.9	Measured	0.041	Measured	6924.3	Measured	Coal	Dry bottom wall-fired	Dry Lime FGD	Low NOx Burner Technology w/ Overfire Air	Selective Catalytic Red	Baghouse	Halogenated PAC Sorbent Injection	ARP, CSNOX, CSOSG2E, CSSO2G1, MATS
MI	J H Campbell	1710	3	########	20	1	634	393.1	Measured	0.057	Calculated	726.9	Measured	0.105	Calculated	291.1	Measured	0.042	Measured	6930.4	Measured	Coal	Dry bottom wall-fired	Dry Lime FGD	Low NOx Burner Technology w/ Overfire Air	Selective Catalytic Red	Baghouse	Halogenated PAC Sorbent Injection	ARP, CSNOX, CSOSG2E, CSSO2G1, MATS
MI	J H Campbell	1710	3	########	21	1	635	384	Measured	0.055	Calculated	727.5	Measured	0.105	Calculated	312.1	Measured	0.045	Measured	6936.4	Measured	Coal	Dry bottom wall-fired	Dry Lime FGD	Low NOx Burner Technology w/ Overfire Air	Selective Catalytic Red	Baghouse	Halogenated PAC Sorbent Injection	ARP, CSNOX, CSOSG2E, CSSO2G1, MATS
MI	J H Campbell	1710	3	########	22	1	635	343.8	Measured	0.05	Calculated	726.4	Measured	0.105	Calculated	318.6	Measured	0.046	Measured	6926.2	Measured	Coal	Dry bottom wall-fired	Dry Lime FGD	Low NOx Burner Technology w/ Overfire Air	Selective Catalytic Red	Baghouse	Halogenated PAC Sorbent Injection	ARP, CSNOX, CSOSG2E, CSSO2G1, MATS
MI	J H Campbell	1710	3	########	23	1	634	349.4	Measured	0.051	Calculated	719.8	Measured	0.105	Calculated	288.2	Measured	0.042	Measured	6863	Measured	Coal	Dry bottom wall-fired	Dry Lime FGD	Low NOx Burner Technology w/ Overfire Air	Selective Catalytic Red	Baghouse	Halogenated PAC Sorbent Injection	ARP, CSNOX, CSOSG2E, CSSO2G1, MATS
MI	J H Campbell	1710	3	########	0	1	634	307.3	Measured	0.044	Calculated	729.4	Measured	0.105	Calculated	278.2	Measured	0.04	Measured	6955.1	Measured	Coal	Dry bottom wall-fired	Dry Lime FGD	Low NOx Burner Technology w/ Overfire Air	Selective Catalytic Red	Baghouse	Halogenated PAC Sorbent Injection	ARP, CSNOX, CSOSG2E, CSSO2G1, MATS
MI	J H Campbell	1710	3	########	1	1	636	341.6	Measured	0.049	Calculated	729.8	Measured	0.105	Calculated	278.4	Measured	0.04	Measured	6958.9	Measured	Coal	Dry bottom wall-fired	Dry Lime FGD	Low NOx Burner Technology w/ Overfire Air	Selective Catalytic Red	Baghouse	Halogenated PAC Sorbent Injection	ARP, CSNOX, CSOSG2E, CSSO2G1, MATS
MI	J H Campbell	1710	3	########	2	1	636	298.4	Measured	0.043	Calculated	730.9	Measured	0.105	Calculated	278.7	Measured	0.04	Measured	6968.6	Measured	Coal	Dry bottom wall-fired	Dry Lime FGD	Low NOx Burner Technology w/ Overfire Air	Selective Catalytic Red	Baghouse	Halogenated PAC Sorbent Injection	ARP, CSNOX, CSOSG2E, CSSO2G1, MATS
MI	J H Campbell	1710	3	########	3	1	635	331.5	Measured	0.048	Calculated	728.6	Measured	0.105	Calculated	284.8	Measured	0.041	Measured	6946.7	Measured	Coal	Dry bottom wall-fired	Dry Lime FGD	Low NOx Burner Technology w/ Overfire Air	Selective Catalytic Red	Baghouse	Halogenated PAC Sorbent Injection	ARP, CSNOX, CSOSG2E, CSSO2G1, MATS
MI	J H Campbell	1710	3	########	4	1	634	387	Measured	0.056	Calculated	726.1	Measured	0.105	Calculated	276.9	Measured	0.04	Measured	6922.8	Measured	Coal	Dry bottom wall-fired	Dry Lime FGD	Low NOx Burner Technology w/ Overfire Air	Selective Catalytic Red	Baghouse	Halogenated PAC Sorbent Injection	ARP, CSNOX, CSOSG2E, CSSO2G1, MATS
MI	J H Campbell	1710	3	########	5	1	631	358.5	Measured	0.052	Calculated	721.8	Measured	0.105	Calculated	261.5	Measured	0.038	Measured	6881.9	Measured	Coal	Dry bottom wall-fired	Dry Lime FGD	Low NOx Burner Technology w/ Overfire Air	Selective Catalytic Red	Baghouse	Halogenated PAC Sorbent Injection	ARP, CSNOX, CSOSG2E, CSSO2G1, MATS
MI	J H Campbell	1710	3	########	6	1	674	420.8	Measured	0.058	Calculated	766.2	Measured	0.105	Calculated	336	Measured	0.046	Measured	7305.1	Measured	Coal	Dry bottom wall-fired	Dry Lime FGD	Low NOx Burner Technology w/ Overfire Air	Selective Catalytic Red	Baghouse	Halogenated PAC Sorbent Injection	ARP, CSNOX, CSOSG2E, CSSO2G1, MATS
MI	J H Campbell	1710	3	########	7	1	755	533.3	Measured	0.067	Calculated	831.1	Measured	0.105	Calculated	1149	Measured	0.145	Measured	7924.2	Measured	Coal	Dry bottom wall-fired	Dry Lime FGD	Low NOx Burner Technology w/ Overfire Air	Selective Catalytic Red	Baghouse	Halogenated PAC Sorbent Injection	ARP, CSNOX, CSOSG2E, CSSO2G1, MATS
MI	J H Campbell	1710	3	########	8	1	754	456.6	Measured	0.058	Calculated	825.9	Measured	0.105	Calculated	622.1	Measured	0.079	Measured	7874.6	Measured	Coal	Dry bottom wall-fired	Dry Lime FGD	Low NOx Burner Technology w/ Overfire Air	Selective Catalytic Red	Baghouse	Halogenated PAC Sorbent Injection	ARP, CSNOX, CSOSG2E, CSSO2G1, MATS
MI	J H Campbell	1710	3	########	9	1	756	388.3	Measured	0.049	Calculated	828.1	Measured	0.105	Calculated	489.5	Measured	0.062	Measured	7895.9	Measured	Coal	Dry bottom wall-fired	Dry Lime FGD	Low NOx Burner Technology w/ Overfire Air	Selective Catalytic Red	Baghouse	Halogenated PAC Sorbent Injection	ARP, CSNOX, CSOSG2E, CSSO2G1, MATS
MI	J H Campbell	1710	3	########	10	1	757	385.3	Measured	0.049	Calculated	823.3	Measured	0.105	Calculated	478.9	Measured	0.061	Measured	7850.3	Measured	Coal	Dry bottom wall-fired	Dry Lime FGD	Low NOx Burner Technology w/ Overfire Air	Selective Catalytic Red	Baghouse	Halogenated PAC Sorbent Injection	ARP, CSNOX, CSOSG2E, CSSO2G1, MATS
MI	J H Campbell	1710	3	########	11	1	755	412	Measured	0.052	Calculated	823.4	Measured	0.105	Calculated	494.6	Measured	0.063	Measured	7850.8	Measured	Coal	Dry bottom wall-fired	Dry Lime FGD	Low NOx Burner Technology w/ Overfire Air	Selective Catalytic Red	Baghouse	Halogenated PAC Sorbent Injection	ARP, CSNOX, CSOSG2E, CSSO2G1, MATS
MI	J H Campbell	1710	3	########	12	1	759	430.4	Measured	0.055	Calculated	827.3	Measured	0.105	Calculated	512.7	Measured	0.065	Measured	7888.4	Measured	Coal	Dry bottom wall-fired	Dry Lime FGD	Low NOx Burner Technology w/ Overfire Air	Selective Catalytic Red	Baghouse	Halogenated PAC Sorbent Injection	ARP, CSNOX, CSOSG2E, CSSO2G1, MATS
MI	J H Campbell	1710	3	########	13	1	759	416.1	Measured	0.053	Calculated	827.6	Measured	0.105	Calculated	497.1	Measured	0.063	Measured	7891	Measured	Coal	Dry bottom wall-fired	Dry Lime FGD	Low NOx Burner Technology w/ Overfire Air	Selective Catalytic Red	Baghouse	Halogenated PAC Sorbent Injection	ARP, CSNOX, CSOSG2E, CSSO2G1, MATS
MI	J H Campbell	1710	3	########	14	1	759	472.3	Measured	0.06	Calculated	832.1	Measured	0.105	Calculated	491.9	Measured	0.062	Measured	7933.8	Measured	Coal	Dry bottom wall-fired	Dry Lime FGD	Low NOx Burner Technology w/ Overfire Air	Selective Catalytic Red	Baghouse	Halogenated PAC Sorbent Injection	ARP, CSNOX, CSOSG2E, CSSO2G1, MATS
MI	J H Campbell	1710	3	########	15	1	759	364.5	Measured	0.046	Calculated	822.8	Measured	0.105	Calculated	494.2	Measured	0.063	Measured	7845	Measured	Coal	Dry bottom wall-fired	Dry Lime FGD	Low NOx Burner Technology w/ Overfire Air	Selective Catalytic Red	Baghouse	Halogenated PAC Sorbent Injection	ARP, CSNOX, CSOSG2E, CSSO2G1, MATS
MI	J H Campbell	1710	3	########	16	1	758	367.5	Measured	0.047	Calculated	817.8	Measured	0.105	Calculated	506.9	Measured	0.065	Measured	7797.9	Measured	Coal	Dry bottom wall-fired	Dry Lime FGD	Low NOx Burner Technology w/ Overfire Air	Selective Catalytic Red	Baghouse	Halogenated PAC Sorbent Injection	ARP, CSNOX, CSOSG2E, CSSO2G1, MATS
MI	J H Campbell	1710	3	########	17	1	760	377.9	Measured	0.048	Calculated	818.1	Measured	0.105	Calculated	514.8	Measured	0.066	Measured	7800	Measured	Coal	Dry bottom wall-fired	Dry Lime FGD	Low NOx Burner Technology w/ Overfire Air	Selective Catalytic Red	Baghouse	Halogenated PAC Sorbent Injection	ARP, CSNOX, CSOSG2E, CSSO2G1, MATS
MI	J H Campbell	1710	3	########	18	1	760	388.8	Measured	0.05	Calculated	819.5	Measured	0.105	Calculated	500.1	Measured	0.064	Measured	7813.4	Measured	Coal	Dry bottom wall-fired	Dry Lime FGD	Low NOx Burner Technology w/ Overfire Air	Selective Catalytic Red	Baghouse	Halogenated PAC Sorbent Injection	ARP, CSNOX, CSOSG2E, CSSO2G1, MATS
MI	J H Campbell	1710	3	########	19	1	760	364.5	Measured	0.047	Calculated	820.2	Measured	0.105	Calculated	492.7	Measured	0.063	Measured	7820.8	Measured	Coal	Dry bottom wall-fired	Dry Lime FGD	Low NOx Burner Technology w/ Overfire Air	Selective Catalytic Red	Baghouse	Halogenated PAC Sorbent Injection	ARP, CSNOX, CSOSG2E, CSSO2G1, MATS
MI	J H Campbell	1710	3	########	20	1	758	533.4	Measured	0.069	Calculated	811	Measured	0.105	Calculated	494.9	Measured	0.064	Measured	7732.4	Measured	Coal	Dry bottom wall-fired	Dry Lime FGD	Low NOx Burner Technology w/ Overfire Air	Selective Catalytic Red	Baghouse	Halogenated PAC Sorbent Injection	ARP, CSNOX, CSOSG2E, CSSO2G1, MATS
MI	J H Campbell	1710	3	########	21	1	759	443.2	Measured	0.057	Calculated	813.6	Measured	0.105	Calculated	512	Measured	0.066	Measured	7757.4	Measured	Coal	Dry bottom wall-fired	Dry Lime FGD	Low NOx Burner Technology w/ Overfire Air	Selective Catalytic Red	Baghouse	Halogenated PAC Sorbent Injection	ARP, CSNOX, CSOSG2E, CSSO2G1, MATS
MI	J H Campbell	1710	3	########	22	1	759	332.3	Measured	0.043	Calculated	812	Measured	0.105	Calculated	503.2	Measured	0.065	Measured	7742.2	Measured	Coal	Dry bottom wall-fired	Dry Lime FGD	Low NOx Burner Technology w/ Overfire Air	Selective Catalytic Red	Baghouse	Halogenated PAC Sorbent Injection	ARP, CSNOX, CSOSG2E, CSSO2G1, MATS
MI	J H Campbell	1710	3	########	23	1	758	330.7	Measured	0.043	Calculated	813.2	Measured	0.105	Calculated	488.5	Measured	0.063	Measured	7753.5	Measured	Coal	Dry bottom wall-fired	Dry Lime FGD	Low NOx Burner Technology w/ Overfire Air	Selective Catalytic Red	Baghouse	Halogenated PAC Sorbent Injection	ARP, CSNOX, CSOSG2E, CSSO2G1, MATS
MI	J H Campbell	1710	3	########	0	1	760	353.2	Measured	0.046	Calculated	813.2	Measured	0.105	Calculated	473	Measured	0.061	Measured	7754	Measured	Coal	Dry bottom wall-fired	Dry Lime FGD	Low NOx Burner Technology w/ Overfire Air	Selective Catalytic Red	Baghouse	Halogenated PAC Sorbent Injection	ARP, CSNOX, CSOSG2E, CSSO2G1, MATS
MI	J H Campbell	1710	3	########	1	1	759	369.4	Measured	0.048	Calculated	813	Measured	0.105	Calculated	472.9	Measured	0.061	Measured	7751.9	Measured	Coal	Dry bottom wall-fired	Dry Lime FGD	Low NOx Burner Technology w/ Overfire Air	Selective Catalytic Red	Baghouse	Halogenated PAC Sorbent Injection	ARP, CSNOX, CSOSG2E, CSSO2G1, MATS
MI	J H Campbell	1710	3	########	2	1	759	386.6	Measured	0.05	Calculated	810.5	Measured	0.105	Calculated	471.4	Measured	0.061	Measured	7727.6	Measured	Coal	Dry bottom wall-fired	Dry Lime FGD	Low NOx Burner Technology w/ Overfire Air	Selective Catalytic Red	Baghouse	Halogenated PAC Sorbent Injection	ARP, CSNOX, CSOSG2E, CSSO2G1, MATS
MI	J H Campbell	1710	3	########	3	1	757	372	Measured	0.048	Calculated	816.7	Measured	0.105	Calculated	950.1	Measured	0.122	Measured	7787.3	Measured	Coal	Dry bottom wall-fired	Dry Lime FGD	Low NOx Burner Technology w/ Overfire Air	Selective Catalytic Red	Baghouse	Halogenated PAC Sorbent Injection	ARP, CSNOX, CSOSG2E, CSSO2G1, MATS
MI	J H Campbell	1710	3	########	4	1	757	376.6	Measured	0.048	Calculated	817.8	Measured	0.105	Calculated	1520.5	Measured	0.195	Measured	7797.6	Measured	Coal	Dry bottom wall-fired	Dry Lime FGD	Low NOx Burner Technology w/ Overfire Air	Selective Catalytic Red	Baghouse	Halogenated PAC Sorbent Injection	ARP, CSNOX, CSOSG2E, CSSO2G1, MATS
MI	J H Campbell	1710	3	########	5	1	757	541.3	Measured	0.069	Calculated	828.3	Measured	0.105	Calculated	1145.2	Measured	0.145	Measured	7897.9	Measured	Coal	Dry bottom wall-fired	Dry Lime FGD	Low NOx Burner Technology w/ Overfire Air	Selective Catalytic Red	Baghouse	Halogenated PAC Sorbent Injection	ARP, CSNOX, CSOSG2E, CSSO2G1, MATS
MI	J H Campbell	1710	3	########	6	1	757	395.8	Measured	0.05	Calculated	829.5	Measured	0.105	Calculated	830.4	Measured	0.105	Measured	7908.6	Measured	Coal	Dry bottom wall-fired	Dry Lime FGD	Low NOx Burner Technology w/ Overfire Air	Selective Catalytic Red	Baghouse	Halogenated PAC Sorbent Injection	ARP, CSNOX, CSOSG2E, CSSO2G1, MATS
MI	J H Campbell	1710	3	########	7	1	742	240.9	Measured	0.031	Calculated	820.4	Measured	0.105	Calculated	1165.5	Measured	0.149	Measured	7822.3	Measured	Coal	Dry bottom wall-fired	Dry Lime FGD	Low NOx Burner Technology w/ Overfire Air	Selective Catalytic Red	Baghouse	Halogenated PAC Sorbent Injection	ARP, CSNOX, CSOSG2E, CSSO2G1, MATS
MI	J H Campbell	1710	3	########	8	1	667	257.8	Measured	0.035	Calculated	766.2	Measured	0.105	Calculated	1234.7	Measured	0.169	Measured	7305.9	Measured	Coal	Dry bottom wall-fired	Dry Lime FGD	Low NOx Burner Technology w/ Overfire Air	Selective Catalytic Red	Baghouse	Halogenated PAC Sorbent Injection	ARP, CSNOX, CSOSG2E, CSSO2G1, MATS
MI	J H Campbell	1710	3	########	9	1	755	413.3	Measured	0.051	Calculated	847.3	Measured	0.105	Calculated	1858.2	Measured	0.23	Measured	8079	Measured	Coal	Dry bottom wall-fired	Dry Lime FGD	Low NOx Burner Technology w/ Overfire Air	Selective Catalytic Red	Baghouse	Halogenated PAC Sorbent Injection	ARP, CSNOX, CSOSG2E, CSSO2G1, MATS
MI	J H Campbell	1710	3	########	10	1	757	362.5	Measured	0.045	Calculated	848.6	Measured	0.105	Calculated	1229.9	Measured	0.152	Measured	8091.3	Measured	Coal	Dry bottom wall-fired	Dry Lime FGD	Low NOx Burner Technology w/ Overfire Air	Selective Catalytic Red	Baghouse	Halogenated PAC Sorbent Injection	ARP, CSNOX, CSOSG2E, CSSO2G1, MATS
MI	J H Campbell	1710	3	########	11	1	759	371.7	Measured	0.045	Calculated	858	Measured	0.105	Calculated	948.9	Measured	0.116	Measured	8180.5	Measured	Coal	Dry bottom wall-fired	Dry Lime FGD	Low NOx Burner Technology w/ Overfire Air	Selective Catalytic Red	Baghouse	Halogenated PAC Sorbent Injection	ARP, CSNOX, CSOSG2E, CSSO2G1, MATS
MI	J H Campbell	1710	3	########	12	1	759	442.1	Measured	0.055	Calculated	847.3	Measured	0.105	Calculated	888.7	Measured	0.11	Measured	8079.2	Measured	Coal	Dry bottom wall-fired	Dry Lime FGD	Low NOx Burner Technology w/ Overfire Air	Selective Catalytic Red	Baghouse	Halogenated PAC Sorbent Injection	ARP, CSNOX, CSOSG2E, CSSO2G1, MATS
MI	J H Campbell	1710	3	########	13	1	760	503.2	Measured	0.063	Calculated	842.9	Measured	0.105	Calculated	1157.2	Measured	0.144	Measured	8036.3	Measured	Coal	Dry bottom wall-fired	Dry Lime FGD	Low NOx Burner Technology w/ Overfire Air	Selective Catalytic Red	Baghouse	Halogenated PAC Sorbent Injection	ARP, CSNOX, CSOSG2E, CSSO2G1, MATS
MI	J H Campbell	1710	3	########	14	1	760	406.3	Measured	0.051	Calculated	841.3	Measured	0.105	Calculated	1243.3	Measured	0.155	Measured	8021.1	Measured	Coal	Dry bottom wall-fired	Dry Lime FGD	Low NOx Burner Technology w/ Overfire Air	Selective Catalytic Red	Baghouse	Halogenated PAC Sorbent Injection	ARP, CSNOX, CSOSG2E, CSSO2G1, MATS
MI	J H Campbell	1710	3	########	15

MI	J H Campbell	1710	3	########	14	1	564	324.3	Measured	0.051	Calculated	669.4	Measured	0.105	Calculated	414.9	Measured	0.065	Measured	6382.7	Measured	Coal	Dry bottom wall-fired	Dry Lime FGD	Low NOx Burner Technology w/ Overfire Air	Selective Catalytic Red	Baghouse	Halogenated PAC Sorbent Injection	ARP, CSNOX, CSOSG2E, CSSO2G1, MATS
MI	J H Campbell	1710	3	########	15	1	564	308	Measured	0.049	Calculated	665.7	Measured	0.105	Calculated	406.2	Measured	0.064	Measured	6346.8	Measured	Coal	Dry bottom wall-fired	Dry Lime FGD	Low NOx Burner Technology w/ Overfire Air	Selective Catalytic Red	Baghouse	Halogenated PAC Sorbent Injection	ARP, CSNOX, CSOSG2E, CSSO2G1, MATS
MI	J H Campbell	1710	3	########	16	1	564	308.4	Measured	0.049	Calculated	656.4	Measured	0.105	Calculated	187.8	Measured	0.03	Measured	6258.6	Measured	Coal	Dry bottom wall-fired	Dry Lime FGD	Low NOx Burner Technology w/ Overfire Air	Selective Catalytic Red	Baghouse	Halogenated PAC Sorbent Injection	ARP, CSNOX, CSOSG2E, CSSO2G1, MATS
MI	J H Campbell	1710	3	########	17	1	564	306	Measured	0.049	Calculated	659	Measured	0.105	Calculated	289.1	Measured	0.046	Measured	6283.7	Measured	Coal	Dry bottom wall-fired	Dry Lime FGD	Low NOx Burner Technology w/ Overfire Air	Selective Catalytic Red	Baghouse	Halogenated PAC Sorbent Injection	ARP, CSNOX, CSOSG2E, CSSO2G1, MATS
MI	J H Campbell	1710	3	########	18	1	564	310	Measured	0.049	Calculated	659.9	Measured	0.105	Calculated	415.3	Measured	0.066	Measured	6291.7	Measured	Coal	Dry bottom wall-fired	Dry Lime FGD	Low NOx Burner Technology w/ Overfire Air	Selective Catalytic Red	Baghouse	Halogenated PAC Sorbent Injection	ARP, CSNOX, CSOSG2E, CSSO2G1, MATS
MI	J H Campbell	1710	3	########	19	1	564	369.5	Measured	0.059	Calculated	659.5	Measured	0.105	Calculated	666.5	Measured	0.106	Measured	6288.2	Measured	Coal	Dry bottom wall-fired	Dry Lime FGD	Low NOx Burner Technology w/ Overfire Air	Selective Catalytic Red	Baghouse	Halogenated PAC Sorbent Injection	ARP, CSNOX, CSOSG2E, CSSO2G1, MATS
MI	J H Campbell	1710	3	########	20	1	564	322.4	Measured	0.051	Calculated	660.5	Measured	0.105	Calculated	365.3	Measured	0.058	Measured	6298	Measured	Coal	Dry bottom wall-fired	Dry Lime FGD	Low NOx Burner Technology w/ Overfire Air	Selective Catalytic Red	Baghouse	Halogenated PAC Sorbent Injection	ARP, CSNOX, CSOSG2E, CSSO2G1, MATS
MI	J H Campbell	1710	3	########	21	1	564	310.3	Measured	0.049	Calculated	662	Measured	0.105	Calculated	277.7	Measured	0.044	Measured	6312.3	Measured	Coal	Dry bottom wall-fired	Dry Lime FGD	Low NOx Burner Technology w/ Overfire Air	Selective Catalytic Red	Baghouse	Halogenated PAC Sorbent Injection	ARP, CSNOX, CSOSG2E, CSSO2G1, MATS
MI	J H Campbell	1710	3	########	22	1	563	340.1	Measured	0.054	Calculated	659.3	Measured	0.105	Calculated	238.9	Measured	0.038	Measured	6285.8	Measured	Coal	Dry bottom wall-fired	Dry Lime FGD	Low NOx Burner Technology w/ Overfire Air	Selective Catalytic Red	Baghouse	Halogenated PAC Sorbent Injection	ARP, CSNOX, CSOSG2E, CSSO2G1, MATS
MI	J H Campbell	1710	3	########	23	1	563	336.6	Measured	0.053	Calculated	662.2	Measured	0.105	Calculated	221	Measured	0.035	Measured	6313.5	Measured	Coal	Dry bottom wall-fired	Dry Lime FGD	Low NOx Burner Technology w/ Overfire Air	Selective Catalytic Red	Baghouse	Halogenated PAC Sorbent Injection	ARP, CSNOX, CSOSG2E, CSSO2G1, MATS
MI	J H Campbell	1710	3	########	0	1	564	314.6	Measured	0.049	Calculated	668.1	Measured	0.105	Calculated	280.3	Measured	0.044	Measured	6369.9	Measured	Coal	Dry bottom wall-fired	Dry Lime FGD	Low NOx Burner Technology w/ Overfire Air	Selective Catalytic Red	Baghouse	Halogenated PAC Sorbent Injection	ARP, CSNOX, CSOSG2E, CSSO2G1, MATS
MI	J H Campbell	1710	3	########	1	1	564	311	Measured	0.049	Calculated	668.2	Measured	0.105	Calculated	248.5	Measured	0.039	Measured	6371.2	Measured	Coal	Dry bottom wall-fired	Dry Lime FGD	Low NOx Burner Technology w/ Overfire Air	Selective Catalytic Red	Baghouse	Halogenated PAC Sorbent Injection	ARP, CSNOX, CSOSG2E, CSSO2G1, MATS
MI	J H Campbell	1710	3	########	2	1	564	328.9	Measured	0.052	Calculated	667.6	Measured	0.105	Calculated	229.2	Measured	0.036	Measured	6365.7	Measured	Coal	Dry bottom wall-fired	Dry Lime FGD	Low NOx Burner Technology w/ Overfire Air	Selective Catalytic Red	Baghouse	Halogenated PAC Sorbent Injection	ARP, CSNOX, CSOSG2E, CSSO2G1, MATS
MI	J H Campbell	1710	3	########	3	1	563	333.9	Measured	0.053	Calculated	663	Measured	0.105	Calculated	208.6	Measured	0.033	Measured	6321.9	Measured	Coal	Dry bottom wall-fired	Dry Lime FGD	Low NOx Burner Technology w/ Overfire Air	Selective Catalytic Red	Baghouse	Halogenated PAC Sorbent Injection	ARP, CSNOX, CSOSG2E, CSSO2G1, MATS
MI	J H Campbell	1710	3	########	4	1	562	428.9	Measured	0.068	Calculated	662.2	Measured	0.105	Calculated	214.7	Measured	0.034	Measured	6313.4	Measured	Coal	Dry bottom wall-fired	Dry Lime FGD	Low NOx Burner Technology w/ Overfire Air	Selective Catalytic Red	Baghouse	Halogenated PAC Sorbent Injection	ARP, CSNOX, CSOSG2E, CSSO2G1, MATS
MI	J H Campbell	1710	3	########	5	1	563	349.9	Measured	0.055	Calculated	662.6	Measured	0.105	Calculated	334.8	Measured	0.053	Measured	6317.8	Measured	Coal	Dry bottom wall-fired	Dry Lime FGD	Low NOx Burner Technology w/ Overfire Air	Selective Catalytic Red	Baghouse	Halogenated PAC Sorbent Injection	ARP, CSNOX, CSOSG2E, CSSO2G1, MATS
MI	J H Campbell	1710	3	########	6	1	564	289.5	Measured	0.046	Calculated	660.5	Measured	0.105	Calculated	245.6	Measured	0.039	Measured	6298.1	Measured	Coal	Dry bottom wall-fired	Dry Lime FGD	Low NOx Burner Technology w/ Overfire Air	Selective Catalytic Red	Baghouse	Halogenated PAC Sorbent Injection	ARP, CSNOX, CSOSG2E, CSSO2G1, MATS
MI	J H Campbell	1710	3	########	7	1	565	232.8	Measured	0.037	Calculated	663	Measured	0.105	Calculated	221.3	Measured	0.035	Measured	6322	Measured	Coal	Dry bottom wall-fired	Dry Lime FGD	Low NOx Burner Technology w/ Overfire Air	Selective Catalytic Red	Baghouse	Halogenated PAC Sorbent Injection	ARP, CSNOX, CSOSG2E, CSSO2G1, MATS
MI	J H Campbell	1710	3	########	8	1	564	367.6	Measured	0.059	Calculated	655.9	Measured	0.105	Calculated	406.5	Measured	0.065	Measured	6253.7	Measured	Coal	Dry bottom wall-fired	Dry Lime FGD	Low NOx Burner Technology w/ Overfire Air	Selective Catalytic Red	Baghouse	Halogenated PAC Sorbent Injection	ARP, CSNOX, CSOSG2E, CSSO2G1, MATS
MI	J H Campbell	1710	3	########	9	1	539	411.6	Measured	0.068	Calculated	631.5	Measured	0.105	Calculated	535.9	Measured	0.089	Measured	6021.4	Measured	Coal	Dry bottom wall-fired	Dry Lime FGD	Low NOx Burner Technology w/ Overfire Air	Selective Catalytic Red	Baghouse	Halogenated PAC Sorbent Injection	ARP, CSNOX, CSOSG2E, CSSO2G1, MATS
MI	J H Campbell	1710	3	########	10	1	541	338.1	Measured	0.056	Calculated	634.9	Measured	0.105	Calculated	690.1	Measured	0.114	Measured	6053.5	Measured	Coal	Dry bottom wall-fired	Dry Lime FGD	Low NOx Burner Technology w/ Overfire Air	Selective Catalytic Red	Baghouse	Halogenated PAC Sorbent Injection	ARP, CSNOX, CSOSG2E, CSSO2G1, MATS
MI	J H Campbell	1710	3	########	11	1	563	334.3	Measured	0.053	Calculated	658.7	Measured	0.105	Calculated	816.5	Measured	0.13	Measured	6280.4	Measured	Coal	Dry bottom wall-fired	Dry Lime FGD	Low NOx Burner Technology w/ Overfire Air	Selective Catalytic Red	Baghouse	Halogenated PAC Sorbent Injection	ARP, CSNOX, CSOSG2E, CSSO2G1, MATS
MI	J H Campbell	1710	3	########	12	1	564	219.5	Measured	0.035	Calculated	659.3	Measured	0.105	Calculated	666.4	Measured	0.106	Measured	6286.7	Measured	Coal	Dry bottom wall-fired	Dry Lime FGD	Low NOx Burner Technology w/ Overfire Air	Selective Catalytic Red	Baghouse	Halogenated PAC Sorbent Injection	ARP, CSNOX, CSOSG2E, CSSO2G1, MATS
MI	J H Campbell	1710	3	########	13	1	563	233.5	Measured	0.037	Calculated	663.9	Measured	0.105	Calculated	424.1	Measured	0.067	Measured	6330.2	Measured	Coal	Dry bottom wall-fired	Dry Lime FGD	Low NOx Burner Technology w/ Overfire Air	Selective Catalytic Red	Baghouse	Halogenated PAC Sorbent Injection	ARP, CSNOX, CSOSG2E, CSSO2G1, MATS
MI	J H Campbell	1710	3	########	14	1	563	313.6	Measured	0.049	Calculated	669.9	Measured	0.105	Calculated	300.2	Measured	0.047	Measured	6387.4	Measured	Coal	Dry bottom wall-fired	Dry Lime FGD	Low NOx Burner Technology w/ Overfire Air	Selective Catalytic Red	Baghouse	Halogenated PAC Sorbent Injection	ARP, CSNOX, CSOSG2E, CSSO2G1, MATS
MI	J H Campbell	1710	3	########	15	1	564	329.9	Measured	0.052	Calculated	662.4	Measured	0.105	Calculated	265.3	Measured	0.042	Measured	6316.1	Measured	Coal	Dry bottom wall-fired	Dry Lime FGD	Low NOx Burner Technology w/ Overfire Air	Selective Catalytic Red	Baghouse	Halogenated PAC Sorbent Injection	ARP, CSNOX, CSOSG2E, CSSO2G1, MATS
MI	J H Campbell	1710	3	########	16	1	564	279.8	Measured	0.045	Calculated	657	Measured	0.105	Calculated	256.8	Measured	0.041	Measured	6264.5	Measured	Coal	Dry bottom wall-fired	Dry Lime FGD	Low NOx Burner Technology w/ Overfire Air	Selective Catalytic Red	Baghouse	Halogenated PAC Sorbent Injection	ARP, CSNOX, CSOSG2E, CSSO2G1, MATS
MI	J H Campbell	1710	3	########	17	1	564	333.8	Measured	0.053	Calculated	661.3	Measured	0.105	Calculated	498.1	Measured	0.079	Measured	6304.9	Measured	Coal	Dry bottom wall-fired	Dry Lime FGD	Low NOx Burner Technology w/ Overfire Air	Selective Catalytic Red	Baghouse	Halogenated PAC Sorbent Injection	ARP, CSNOX, CSOSG2E, CSSO2G1, MATS
MI	J H Campbell	1710	3	########	18	1	565	320.1	Measured	0.05	Calculated	667.1	Measured	0.105	Calculated	769.6	Measured	0.121	Measured	6360.4	Measured	Coal	Dry bottom wall-fired	Dry Lime FGD	Low NOx Burner Technology w/ Overfire Air	Selective Catalytic Red	Baghouse	Halogenated PAC Sorbent Injection	ARP, CSNOX, CSOSG2E, CSSO2G1, MATS
MI	J H Campbell	1710	3	########	19	1	565	242.8	Measured	0.038	Calculated	668.3	Measured	0.105	Calculated	917.6	Measured	0.144	Measured	6372.1	Measured	Coal	Dry bottom wall-fired	Dry Lime FGD	Low NOx Burner Technology w/ Overfire Air	Selective Catalytic Red	Baghouse	Halogenated PAC Sorbent Injection	ARP, CSNOX, CSOSG2E, CSSO2G1, MATS
MI	J H Campbell	1710	3	########	20	1	564	342.3	Measured	0.054	Calculated	667.1	Measured	0.105	Calculated	935	Measured	0.147	Measured	6360.7	Measured	Coal	Dry bottom wall-fired	Dry Lime FGD	Low NOx Burner Technology w/ Overfire Air	Selective Catalytic Red	Baghouse	Halogenated PAC Sorbent Injection	ARP, CSNOX, CSOSG2E, CSSO2G1, MATS
MI	J H Campbell	1710	3	########	21	1	564	338.6	Measured	0.054	Calculated	663.4	Measured	0.105	Calculated	955.1	Measured	0.151	Measured	6325.4	Measured	Coal	Dry bottom wall-fired	Dry Lime FGD	Low NOx Burner Technology w/ Overfire Air	Selective Catalytic Red	Baghouse	Halogenated PAC Sorbent Injection	ARP, CSNOX, CSOSG2E, CSSO2G1, MATS
MI	J H Campbell	1710	3	########	22	1	564	332.3	Measured	0.053	Calculated	662	Measured	0.105	Calculated	839.4	Measured	0.133	Measured	6311.6	Measured	Coal	Dry bottom wall-fired	Dry Lime FGD	Low NOx Burner Technology w/ Overfire Air	Selective Catalytic Red	Baghouse	Halogenated PAC Sorbent Injection	ARP, CSNOX, CSOSG2E, CSSO2G1, MATS
MI	J H Campbell	1710	3	########	23	1	564	336.5	Measured	0.053	Calculated	660.2	Measured	0.105	Calculated	723.9	Measured	0.115	Measured	6295	Measured	Coal	Dry bottom wall-fired	Dry Lime FGD	Low NOx Burner Technology w/ Overfire Air	Selective Catalytic Red	Baghouse	Halogenated PAC Sorbent Injection	ARP, CSNOX, CSOSG2E, CSSO2G1, MATS
MI	J H Campbell	1710	3	########	0	1	564	363.2	Measured	0.058	Calculated	658.4	Measured	0.105	Calculated	596.4	Measured	0.095	Measured	6278.1	Measured	Coal	Dry bottom wall-fired	Dry Lime FGD	Low NOx Burner Technology w/ Overfire Air	Selective Catalytic Red	Baghouse	Halogenated PAC Sorbent Injection	ARP, CSNOX, CSOSG2E, CSSO2G1, MATS
MI	J H Campbell	1710	3	########	1	1	564	318.3	Measured	0.051	Calculated	657.1	Measured	0.105	Calculated	520	Measured	0.083	Measured	6265.4	Measured	Coal	Dry bottom wall-fired	Dry Lime FGD	Low NOx Burner Technology w/ Overfire Air	Selective Catalytic Red	Baghouse	Halogenated PAC Sorbent Injection	ARP, CSNOX, CSOSG2E, CSSO2G1, MATS
MI	J H Campbell	1710	3	########	2	1	564	360.5	Measured	0.058	Calculated	656.8	Measured	0.105	Calculated	526	Measured	0.084	Measured	6262	Measured	Coal	Dry bottom wall-fired	Dry Lime FGD	Low NOx Burner Technology w/ Overfire Air	Selective Catalytic Red	Baghouse	Halogenated PAC Sorbent Injection	ARP, CSNOX, CSOSG2E, CSSO2G1, MATS
MI	J H Campbell	1710	3	########	3	1	563	385.9	Measured	0.062	Calculated	656.3	Measured	0.105	Calculated	450.5	Measured	0.072	Measured	6257.5	Measured	Coal	Dry bottom wall-fired	Dry Lime FGD	Low NOx Burner Technology w/ Overfire Air	Selective Catalytic Red	Baghouse	Halogenated PAC Sorbent Injection	ARP, CSNOX, CSOSG2E, CSSO2G1, MATS
MI	J H Campbell	1710	3	########	4	1	563	357.6	Measured	0.057	Calculated	658.2	Measured	0.105	Calculated	407.9	Measured	0.065	Measured	6275.7	Measured	Coal	Dry bottom wall-fired	Dry Lime FGD	Low NOx Burner Technology w/ Overfire Air	Selective Catalytic Red	Baghouse	Halogenated PAC Sorbent Injection	ARP, CSNOX, CSOSG2E, CSSO2G1, MATS
MI	J H Campbell	1710	3	########	5	1	564	324.1	Measured	0.051	Calculated	661.4	Measured	0.105	Calculated	340.5	Measured	0.054	Measured	6305.8	Measured	Coal	Dry bottom wall-fired	Dry Lime FGD	Low NOx Burner Technology w/ Overfire Air	Selective Catalytic Red	Baghouse	Halogenated PAC Sorbent Injection	ARP, CSNOX, CSOSG2E, CSSO2G1, MATS
MI	J H Campbell	1710	3	########	6	1	564	321.5	Measured	0.05	Calculated	670	Measured	0.105	Calculated	683.5	Measured	0.107	Measured	6388.3	Measured	Coal	Dry bottom wall-fired	Dry Lime FGD	Low NOx Burner Technology w/ Overfire Air	Selective Catalytic Red	Baghouse	Halogenated PAC Sorbent Injection	ARP, CSNOX, CSOSG2E, CSSO2G1, MATS
MI	J H Campbell	1710	3	########	7	1	564	291.4	Measured	0.046	Calculated	669.1	Measured	0.105	Calculated	319	Measured	0.05	Measured	6379.9	Measured	Coal	Dry bottom wall-fired	Dry Lime FGD	Low NOx Burner Technology w/ Overfire Air	Selective Catalytic Red	Baghouse	Halogenated PAC Sorbent Injection	ARP, CSNOX, CSOSG2E, CSSO2G1, MATS
MI	J H Campbell	1710	3	########	8	1	565	344.2	Measured	0.054	Calculated	670.9	Measured	0.105	Calculated	332.6	Measured	0.052	Measured	6396.4	Measured	Coal	Dry bottom wall-fired	Dry Lime FGD	Low NOx Burner Technology w/ Overfire Air	Selective Catalytic Red	Baghouse	Halogenated PAC Sorbent Injection	ARP, CSNOX, CSOSG2E, CSSO2G1, MATS
MI	J H Campbell	1710	3	########	9	1	565	371.4	Measured	0.058	Calculated	669.5	Measured	0.105	Calculated	1595.8	Measured	0.25	Measured	6383.1	Measured	Coal	Dry bottom wall-fired	Dry Lime FGD	Low NOx Burner Technology w/ Overfire Air	Selective Catalytic Red	Baghouse	Halogenated PAC Sorbent Injection	ARP, CSNOX, CSOSG2E, CSSO2G1, MATS
MI	J H Campbell	1710	3	########	10	1	565	357.1	Measured	0.056	Calculated	670.5	Measured	0.105	Calculated	1943.6	Measured	0.304	Measured	6393.4	Measured	Coal	Dry bottom wall-fired	Dry Lime FGD	Low NOx Burner Technology w/ Overfire Air	Selective Catalytic Red	Baghouse	Halogenated PAC Sorbent Injection	ARP, CSNOX, CSOSG2E, CSSO2G1, MATS
MI	J H Campbell	1710	3	########	11	1	564	413.1	Measured	0.065	Calculated	661.6	Measured	0.105	Calculated	1993.4	Measured	0.316	Measured	6308.2	Measured	Coal	Dry bottom wall-fired	Dry Lime FGD	Low NOx Burner Technology w/ Overfire Air	Selective Catalytic Red	Baghouse	Halogenated PAC Sorbent Injection	ARP, CSNOX, CSOSG2E, CSSO2G1, MATS
MI	J H Campbell	1710	3	########	12	1	564	380.9	Measured	0.06	Calculated	686.6	Measured	0.105	Calculated	1976.7	Measured	0.311	Measured	6356.1	Measured	Coal	Dry bottom wall-fired	Dry Lime FGD	Low NOx Burner Technology w/ Overfire Air	Selective Catalytic Red	Baghouse	Halogenated PAC Sorbent Injection	ARP, CSNOX, CSOSG2E, CSSO2G1, MATS
MI	J H Campbell	1710	3	########	13	1	564	293.9	Measured	0.046	Calculated	666.5	Measured	0.105	Calculated	1620.6	Measured	0.255	Measured	6355.2	Measured	Coal	Dry bottom wall-fired	Dry Lime FGD	Low NOx Burner Technology w/ Overfire Air	Selective Catalytic Red	Baghouse	Halogenated PAC Sorbent Injection	ARP, CSNOX, CSOSG2E, CSSO2G1, MATS
MI	J H Campbell	1710	3	########	14	1	564	251.5	Measured	0.04	Calculated	666.8	Measured	0.105	Calculated	1017.2	Measured	0.16	Measured	6357.7	Measured	Coal	Dry bottom wall-fired	Dry Lime FGD	Low NOx Burner Technology w/ Overfire Air	Selective Catalytic Red	Baghouse	Halogenated PAC Sorbent Injection	ARP, CSNOX, CSOSG2E, CSSO2G1, MATS
MI	J H Campbell	1710	3	########	15	1	564	246.3	Measured	0.039	Calculated	662.6	Measured	0.105	Calculated	991.9	Measured	0.157	Measured	6318.1	Measured	Coal	Dry bottom wall-fired	Dry Lime FGD	Low NOx Burner Technology w/ Overfire Air	Selective Catalytic Red	Baghouse	Halogenated PAC Sorbent Injection	ARP, CSNOX, CSOSG2E, CSSO2G1, MATS
MI	J H Campbell	1710	3	########	16	1	563	263.5	Measured	0.042	Calculated	659.6	Measured	0.105	Calculated	264.2	Measured	0.042	Measured	6289.4	Measured	Coal	Dry bottom wall-fired	Dry Lime FGD	Low NOx Burner Technology w/ Overfire Air	Selective Catalytic Red	Baghouse	Halogenated PAC Sorbent Injection	ARP, CSNOX, CSOSG2E, CSSO2G1, MATS
MI	J H Campbell	1710	3	########	17	1	564	337.8	Measured	0.054	Calculated	658.4	Measured	0.105	Calculated	489.6	Measured	0.078	Measured	6277.5	Measured	Coal	Dry bottom wall-fired	Dry Lime FGD	Low NOx Burner Technology w/ Overfire Air	Selective Catalytic Red	Baghouse	Halogenated PAC Sorbent Injection	ARP, CSNOX, CSOSG2E, CSSO2G1, MATS
MI	J H Campbell	1710	3	########	18	1	565	398	Measured	0.063	Calculated	658.2	Measured	0.105	Calculated	326.3	Measured	0.052	Measured	6275.7	Measured	Coal	Dry bottom wall-fired	Dry Lime FGD	Low NOx Burner Technology w/ Overfire Air	Selective Catalytic Red	Baghouse	Halogenated PAC Sorbent Injection	ARP, CSNOX, CSOSG2E, CSSO2G1, MATS
MI	J H Campbell	1710	3	########	19	1	565	303.1	Measured	0.048	Calculated	658.3	Measured	0.105	Calculated	119.3	Measured	0.019	Measured	6277.1	Measured	Coal	Dry bottom wall-fired	Dry Lime FGD	Low NOx Burner Technology w/ Overfire Air	Selective Catalytic Red	Baghouse	Halogenated PAC Sorbent Injection	ARP, CSNOX, CSOSG2E, CSSO2G1, MATS
MI	J H Campbell	1710	3	########	20	1	564	221.5	Measured	0.035	Calculated	660.7	Measured	0.105	Calculated	94.5	Measured	0.015	Measured	6299.7	Measured	Coal	Dry bottom wall-fired	Dry Lime FGD	Low NOx Burner Technology w/ Overfire Air	Selective Catalytic Red	Baghouse	Halogenated PAC Sorbent Injection	ARP, CSNOX, CSOSG2E, CSSO2G1, MATS
MI	J H Campbell	1710	3	########	21	1	564	280.9	Measured	0.045	Calculated	659.6	Measured	0.105	Calculated	69.2	Measured	0.011	Measured	6289.2	Measured	Coal	Dry bottom wall-fired	Dry Lime FGD	Low NOx Burner Technology w/ Overfire Air	Selective Catalytic Red	Baghouse	Halogenated PAC Sorbent Injection	ARP, CSNOX, CSOSG2E, CSSO2G1, MATS
MI	J H Campbell	1710	3	########	22	1	564	344.9	Measured	0.055	Calculated	660.6	Measured	0.105	Calculated	69.3	Measured	0.011	Measured	6299.1	Measured	Coal	Dry bottom wall-fired	Dry Lime FGD	Low NOx Burner Technology w/ Overfire Air	Selective Catalytic Red	Baghouse	Halogenated PAC Sorbent Injection	ARP, CSNOX, CSOSG2E, CSSO2G1, MATS
MI	J H Campbell	1710	3	########	23	1	564	349.8	Measured	0.056	Calculated	659.6	Measured	0.105	Calculated	62.9	Measured	0.01	Measured	6289.3	Measured	Coal	Dry bottom wall-fired	Dry Lime FGD	Low NOx Burner Technology w/ Overfire Air	Selective Catalytic Red	Baghouse	Halogenated PAC Sorbent Injection	ARP, CSNOX, CSOSG2E, CSSO2G1, MATS
MI	J H Campbell	1710	3	########	0	1	564	296	Measured	0.047	Calculated	661	Measured	0.105	Calculated	63	Measured	0.01	Measured	6302.9	Measured	Coal	Dry bottom wall-fired	Dry Lime FGD	Low NOx Burner Technology w/ Overfire Air	Selective Catalytic Red	Baghouse	Halogenated PAC Sorbent Injection	ARP, CSNOX, CSOSG2E, CSSO2G1, MATS
MI	J H Campbell	1710	3	########	1	1	564	306.1	Measured	0.049	Calculated	659.3	Measured	0.105	Calculated	50.3	Measured	0.008	Measured	6286	Measured	Coal	Dry bottom wall-fired	Dry Lime FGD	Low NOx Burner Technology w/ Overfire Air	Selective Catalytic Red	Baghouse	Halogenated PAC Sorbent Injection	ARP, CSNOX, CSOSG2E, CSSO2G1, MATS
MI	J H Campbell	1710	3	########	2	1	564	322.5	Measured	0.051	Calculated	659.4	Measured	0.105	Calculated	50.3	Measured	0.008	Measured	6287.2	Measured	Coal	Dry bottom wall-fired	Dry Lime FGD	Low NOx Burner Technology w/ Overfire Air	Selective Catalytic Red	Baghouse	Halogenated PAC Sorbent Injection	ARP, CSNOX, CSOSG2E, CSSO2G1, MATS
MI	J H Campbell	1710	3	########	3	1	563	318.9	Measured	0.051	Calculated	653.4	Measured	0.105	Calculated	62.3	Measured	0.01	Measured	6229.7	Measured	Coal	Dry bottom wall-fired	Dry Lime FGD	Low NOx Burner Technology w/ Overfire Air	Selective Catalytic Red	Baghouse	Halogenated PAC Sorbent Injection	ARP, CSNOX, CSOSG2E, CSSO2G1, MATS
MI	J H Campbell	1710	3	########	4	1	563	328.6	Measured	0.053	Calculated	654.5	Measured	0.105	Calculated	62.4	Measured	0.01	Measured	6240	Measured	Coal	Dry bottom wall-fired	Dry Lime FGD	Low NOx Burner Technology w/ Overfire Air	Selective Catalytic Red	Baghouse	Halogenated PAC Sorbent Injection	ARP, CSNOX, CSOSG2E, CSSO2G1, MATS
MI	J H Campbell	1710	3	########	5	1	563	328.4	Measured	0.053	Calculated	654.1	Measured	0.105	Calculated	62.4	Measured	0.01	Measured	6236.7	Measured	Coal	Dry bottom wall-fired	Dry Lime FGD	Low NOx Burner Technology w/ Overfire Air	Selective Catalytic Red	Baghouse	Halogenated PAC Sorbent Injection	ARP, CSNOX, CSOSG2E, CSSO2G1, MATS
MI	J H Campbell	1710	3	########	6	1	564	294.6	Measured	0.047	Calculated	664	Measured	0.105	Calculated	50.6	Measured	0.008	Measured	6330.9	Measured	Coal	Dry bottom wall-fired	Dry Lime FGD	Low NOx Burner Technology w/ Overfire Air	Selective Catalytic Red	Baghouse	Halogenated PAC Sorbent Injection	ARP, CSNOX, CSOSG2E, CSSO2G1, MATS
MI	J H Campbell	1710	3	########	7	1	563	337.3	Measured	0.053	Calculated	666.2	Measured	0.105	Calculated	355.7	Measured	0.056	Measured	6352.1	Measured	Coal	Dry bottom wall-fired	Dry Lime FGD	Low NOx Burner Technology w/ Overfire Air	Selective Catalytic Red	Baghouse	Halogenated PAC Sorbent Injection	ARP, CSNOX, CSOSG2E, CSSO2G1, MATS
MI	J H Campbell	1710	3	########	8	1	564	348.5	Measured	0.055	Calculated	666.1	Measured	0.105	Calculated	571.6	Measured	0.09	Measured	6351.2	Measured	Coal	Dry bottom wall-fired	Dry Lime FGD	Low NOx Burner Technology w/ Overfire Air	Selective Catalytic Red	Baghouse	Halogenated PAC Sorbent Injection	ARP, CSNOX, CSOSG2E, CSSO2G1, MATS
MI	J H Campbell	1710	3	########	9	1	564	332.8	Measured	0.052	Calculated	667	Measured	0.105	Calculated	1030.3	Measured	0.162	Measured	6359.9	Measured	Coal	Dry bottom wall-fired	Dry Lime FGD	Low NOx Burner Technology w/ Overfire Air	Selective Catalytic Red	Baghouse	Halogenated PAC Sorbent Injection	ARP, CSNOX, CSOSG2E, CSSO2G1, MATS
MI	J H Campbell	1710	3	########	10	1	563	338.4	Measured	0.052	Calculated	679.9	Measured	0.105	Calculated	602.9	Measured	0.093	Measured	6482.6	Measured	Coal	Dry bottom wall-fired	Dry Lime FGD	Low NOx Burner Technology w/ Overfire Air	Selective Catalytic Red	Baghouse	Halogenated PAC Sorbent Injection	ARP, CSNOX, CSOSG2E, CSSO2G1, MATS
MI	J H Campbell	1710	3	########	11	1	562	471.9	Measured	0.073	Calculated	680.3	Measured	0.105	Calculated	155.7	Measured	0.024	Measured	6486.5	Measured	Coal	Dry bottom wall-fired	Dry Lime FGD	Low NOx Burner Technology w/ Overfire Air	Selective Catalytic Red	Baghouse	Halogenated PAC Sorbent Injection	ARP, CSNOX, CSOSG2E, CSSO2G1, MATS
MI	J H Campbell	1710	3	########	12	1	564	431.9	Measured	0.067	Calculated	679.8	Measured	0.105	Calculated	77.8	Measured	0.012	Measured	6481.7	Measured	Coal	Dry bottom wall-fired	Dry Lime FGD	Low NOx Burner Technology w/ Overfire Air	Selective Catalytic Red	Baghouse	Halogenated PAC Sorbent Injection	ARP, CSNOX, CSOSG2E, CSSO2G1, MATS
MI	J H Campbell	1710	3	########	13	1	564	318.3	Measured	0.049	Calculated	679.3	Measured	0.105	Calculated	64.8	Measured	0.01	Measured	6476.5	Measured	Coal	Dry bottom wall-fired	Dry Lime FGD	Low NOx Burner Technology w/ Overfire Air	Selective Catalytic Red	Baghouse	Halogenated PAC Sorbent Injection	ARP, CSNOX, CSOSG2E, CSSO2G1, MATS
MI	J H Campbell	1710	3	########	14	1	564	304.4	Measured	0.048	Calcul

MI	J H Campbell	1710	3	########	13	1	424	1588.8	Measured	0.34	Calculated	490.6	Measured	0.105	Calculated	566	Measured	0.121	Measured	4678	Measured	Coal	Dry bottom wall-fired	Dry Lime FGD	Low NOx Burner Technology w/ Overfire Air	Selective Catalytic Red	Baghouse	Halogenated PAC Sorbent Injection	ARP, CSNOX, CSOSG2E, CSSO2G1, MATS
MI	J H Campbell	1710	3	########	14	1	381	1440.9	Measured	0.331	Calculated	457	Measured	0.105	Calculated	832.2	Measured	0.191	Measured	4357	Measured	Coal	Dry bottom wall-fired	Dry Lime FGD	Low NOx Burner Technology w/ Overfire Air	Selective Catalytic Red	Baghouse	Halogenated PAC Sorbent Injection	ARP, CSNOX, CSOSG2E, CSSO2G1, MATS
MI	J H Campbell	1710	3	########	15	1	333	1167.2	Measured	0.311	Calculated	393.8	Measured	0.105	Calculated	593.2	Measured	0.158	Measured	3754.5	Measured	Coal	Dry bottom wall-fired	Dry Lime FGD	Low NOx Burner Technology w/ Overfire Air	Selective Catalytic Red	Baghouse	Halogenated PAC Sorbent Injection	ARP, CSNOX, CSOSG2E, CSSO2G1, MATS
MI	J H Campbell	1710	3	########	16	1	234	885.3	Measured	0.338	Calculated	274.4	Measured	0.105	Calculated	541.6	Measured	0.207	Measured	2616.3	Measured	Coal	Dry bottom wall-fired	Dry Lime FGD	Low NOx Burner Technology w/ Overfire Air	Selective Catalytic Red	Baghouse	Halogenated PAC Sorbent Injection	ARP, CSNOX, CSOSG2E, CSSO2G1, MATS
MI	J H Campbell	1710	3	########	17	0.5	73	250.1	Measured	0.398	Calculated	65.95	Measured	0.105	Calculated	270.4	Measured	0.43	Measured	628.85	Measured	Coal	Dry bottom wall-fired	Dry Lime FGD	Low NOx Burner Technology w/ Overfire Air	Selective Catalytic Red	Baghouse	Halogenated PAC Sorbent Injection	ARP, CSNOX, CSOSG2E, CSSO2G1, MATS
MI	J H Campbell	1710	3	########	18	0																Coal	Dry bottom wall-fired	Dry Lime FGD	Low NOx Burner Technology w/ Overfire Air	Selective Catalytic Red	Baghouse	Halogenated PAC Sorbent Injection	ARP, CSNOX, CSOSG2E, CSSO2G1, MATS
MI	J H Campbell	1710	3	########	19	0																Coal	Dry bottom wall-fired	Dry Lime FGD	Low NOx Burner Technology w/ Overfire Air	Selective Catalytic Red	Baghouse	Halogenated PAC Sorbent Injection	ARP, CSNOX, CSOSG2E, CSSO2G1, MATS
MI	J H Campbell	1710	3	########	20	0																Coal	Dry bottom wall-fired	Dry Lime FGD	Low NOx Burner Technology w/ Overfire Air	Selective Catalytic Red	Baghouse	Halogenated PAC Sorbent Injection	ARP, CSNOX, CSOSG2E, CSSO2G1, MATS
MI	J H Campbell	1710	3	########	21	0																Coal	Dry bottom wall-fired	Dry Lime FGD	Low NOx Burner Technology w/ Overfire Air	Selective Catalytic Red	Baghouse	Halogenated PAC Sorbent Injection	ARP, CSNOX, CSOSG2E, CSSO2G1, MATS
MI	J H Campbell	1710	3	########	22	0																Coal	Dry bottom wall-fired	Dry Lime FGD	Low NOx Burner Technology w/ Overfire Air	Selective Catalytic Red	Baghouse	Halogenated PAC Sorbent Injection	ARP, CSNOX, CSOSG2E, CSSO2G1, MATS
MI	J H Campbell	1710	3	########	23	0																Coal	Dry bottom wall-fired	Dry Lime FGD	Low NOx Burner Technology w/ Overfire Air	Selective Catalytic Red	Baghouse	Halogenated PAC Sorbent Injection	ARP, CSNOX, CSOSG2E, CSSO2G1, MATS
MI	J H Campbell	1710	3	########	0	0																Coal	Dry bottom wall-fired	Dry Lime FGD	Low NOx Burner Technology w/ Overfire Air	Selective Catalytic Red	Baghouse	Halogenated PAC Sorbent Injection	ARP, CSNOX, CSOSG2E, CSSO2G1, MATS
MI	J H Campbell	1710	3	########	1	0																Coal	Dry bottom wall-fired	Dry Lime FGD	Low NOx Burner Technology w/ Overfire Air	Selective Catalytic Red	Baghouse	Halogenated PAC Sorbent Injection	ARP, CSNOX, CSOSG2E, CSSO2G1, MATS
MI	J H Campbell	1710	3	########	2	0																Coal	Dry bottom wall-fired	Dry Lime FGD	Low NOx Burner Technology w/ Overfire Air	Selective Catalytic Red	Baghouse	Halogenated PAC Sorbent Injection	ARP, CSNOX, CSOSG2E, CSSO2G1, MATS
MI	J H Campbell	1710	3	########	3	0																Coal	Dry bottom wall-fired	Dry Lime FGD	Low NOx Burner Technology w/ Overfire Air	Selective Catalytic Red	Baghouse	Halogenated PAC Sorbent Injection	ARP, CSNOX, CSOSG2E, CSSO2G1, MATS
MI	J H Campbell	1710	3	########	4	0																Coal	Dry bottom wall-fired	Dry Lime FGD	Low NOx Burner Technology w/ Overfire Air	Selective Catalytic Red	Baghouse	Halogenated PAC Sorbent Injection	ARP, CSNOX, CSOSG2E, CSSO2G1, MATS
MI	J H Campbell	1710	3	########	5	0																Coal	Dry bottom wall-fired	Dry Lime FGD	Low NOx Burner Technology w/ Overfire Air	Selective Catalytic Red	Baghouse	Halogenated PAC Sorbent Injection	ARP, CSNOX, CSOSG2E, CSSO2G1, MATS
MI	J H Campbell	1710	3	########	6	0																Coal	Dry bottom wall-fired	Dry Lime FGD	Low NOx Burner Technology w/ Overfire Air	Selective Catalytic Red	Baghouse	Halogenated PAC Sorbent Injection	ARP, CSNOX, CSOSG2E, CSSO2G1, MATS
MI	J H Campbell	1710	3	########	7	0																Coal	Dry bottom wall-fired	Dry Lime FGD	Low NOx Burner Technology w/ Overfire Air	Selective Catalytic Red	Baghouse	Halogenated PAC Sorbent Injection	ARP, CSNOX, CSOSG2E, CSSO2G1, MATS
MI	J H Campbell	1710	3	########	8	0																Coal	Dry bottom wall-fired	Dry Lime FGD	Low NOx Burner Technology w/ Overfire Air	Selective Catalytic Red	Baghouse	Halogenated PAC Sorbent Injection	ARP, CSNOX, CSOSG2E, CSSO2G1, MATS
MI	J H Campbell	1710	3	########	9	0																Coal	Dry bottom wall-fired	Dry Lime FGD	Low NOx Burner Technology w/ Overfire Air	Selective Catalytic Red	Baghouse	Halogenated PAC Sorbent Injection	ARP, CSNOX, CSOSG2E, CSSO2G1, MATS
MI	J H Campbell	1710	3	########	10	0																Coal	Dry bottom wall-fired	Dry Lime FGD	Low NOx Burner Technology w/ Overfire Air	Selective Catalytic Red	Baghouse	Halogenated PAC Sorbent Injection	ARP, CSNOX, CSOSG2E, CSSO2G1, MATS
MI	J H Campbell	1710	3	########	11	0																Coal	Dry bottom wall-fired	Dry Lime FGD	Low NOx Burner Technology w/ Overfire Air	Selective Catalytic Red	Baghouse	Halogenated PAC Sorbent Injection	ARP, CSNOX, CSOSG2E, CSSO2G1, MATS
MI	J H Campbell	1710	3	########	12	0																Coal	Dry bottom wall-fired	Dry Lime FGD	Low NOx Burner Technology w/ Overfire Air	Selective Catalytic Red	Baghouse	Halogenated PAC Sorbent Injection	ARP, CSNOX, CSOSG2E, CSSO2G1, MATS
MI	J H Campbell	1710	3	########	13	0																Coal	Dry bottom wall-fired	Dry Lime FGD	Low NOx Burner Technology w/ Overfire Air	Selective Catalytic Red	Baghouse	Halogenated PAC Sorbent Injection	ARP, CSNOX, CSOSG2E, CSSO2G1, MATS
MI	J H Campbell	1710	3	########	14	0																Coal	Dry bottom wall-fired	Dry Lime FGD	Low NOx Burner Technology w/ Overfire Air	Selective Catalytic Red	Baghouse	Halogenated PAC Sorbent Injection	ARP, CSNOX, CSOSG2E, CSSO2G1, MATS
MI	J H Campbell	1710	3	########	15	0																Coal	Dry bottom wall-fired	Dry Lime FGD	Low NOx Burner Technology w/ Overfire Air	Selective Catalytic Red	Baghouse	Halogenated PAC Sorbent Injection	ARP, CSNOX, CSOSG2E, CSSO2G1, MATS
MI	J H Campbell	1710	3	########	16	0																Coal	Dry bottom wall-fired	Dry Lime FGD	Low NOx Burner Technology w/ Overfire Air	Selective Catalytic Red	Baghouse	Halogenated PAC Sorbent Injection	ARP, CSNOX, CSOSG2E, CSSO2G1, MATS
MI	J H Campbell	1710	3	########	17	0																Coal	Dry bottom wall-fired	Dry Lime FGD	Low NOx Burner Technology w/ Overfire Air	Selective Catalytic Red	Baghouse	Halogenated PAC Sorbent Injection	ARP, CSNOX, CSOSG2E, CSSO2G1, MATS
MI	J H Campbell	1710	3	########	18	0																Coal	Dry bottom wall-fired	Dry Lime FGD	Low NOx Burner Technology w/ Overfire Air	Selective Catalytic Red	Baghouse	Halogenated PAC Sorbent Injection	ARP, CSNOX, CSOSG2E, CSSO2G1, MATS
MI	J H Campbell	1710	3	########	19	0																Coal	Dry bottom wall-fired	Dry Lime FGD	Low NOx Burner Technology w/ Overfire Air	Selective Catalytic Red	Baghouse	Halogenated PAC Sorbent Injection	ARP, CSNOX, CSOSG2E, CSSO2G1, MATS
MI	J H Campbell	1710	3	########	20	0																Coal	Dry bottom wall-fired	Dry Lime FGD	Low NOx Burner Technology w/ Overfire Air	Selective Catalytic Red	Baghouse	Halogenated PAC Sorbent Injection	ARP, CSNOX, CSOSG2E, CSSO2G1, MATS
MI	J H Campbell	1710	3	########	21	0																Coal	Dry bottom wall-fired	Dry Lime FGD	Low NOx Burner Technology w/ Overfire Air	Selective Catalytic Red	Baghouse	Halogenated PAC Sorbent Injection	ARP, CSNOX, CSOSG2E, CSSO2G1, MATS
MI	J H Campbell	1710	3	########	22	0																Coal	Dry bottom wall-fired	Dry Lime FGD	Low NOx Burner Technology w/ Overfire Air	Selective Catalytic Red	Baghouse	Halogenated PAC Sorbent Injection	ARP, CSNOX, CSOSG2E, CSSO2G1, MATS
MI	J H Campbell	1710	3	########	23	0																Coal	Dry bottom wall-fired	Dry Lime FGD	Low NOx Burner Technology w/ Overfire Air	Selective Catalytic Red	Baghouse	Halogenated PAC Sorbent Injection	ARP, CSNOX, CSOSG2E, CSSO2G1, MATS
MI	J H Campbell	1710	3	########	0	0																Coal	Dry bottom wall-fired	Dry Lime FGD	Low NOx Burner Technology w/ Overfire Air	Selective Catalytic Red	Baghouse	Halogenated PAC Sorbent Injection	ARP, CSNOX, CSOSG2E, CSSO2G1, MATS
MI	J H Campbell	1710	3	########	1	0																Coal	Dry bottom wall-fired	Dry Lime FGD	Low NOx Burner Technology w/ Overfire Air	Selective Catalytic Red	Baghouse	Halogenated PAC Sorbent Injection	ARP, CSNOX, CSOSG2E, CSSO2G1, MATS
MI	J H Campbell	1710	3	########	2	0																Coal	Dry bottom wall-fired	Dry Lime FGD	Low NOx Burner Technology w/ Overfire Air	Selective Catalytic Red	Baghouse	Halogenated PAC Sorbent Injection	ARP, CSNOX, CSOSG2E, CSSO2G1, MATS
MI	J H Campbell	1710	3	########	3	0																Coal	Dry bottom wall-fired	Dry Lime FGD	Low NOx Burner Technology w/ Overfire Air	Selective Catalytic Red	Baghouse	Halogenated PAC Sorbent Injection	ARP, CSNOX, CSOSG2E, CSSO2G1, MATS
MI	J H Campbell	1710	3	########	4	0																Coal	Dry bottom wall-fired	Dry Lime FGD	Low NOx Burner Technology w/ Overfire Air	Selective Catalytic Red	Baghouse	Halogenated PAC Sorbent Injection	ARP, CSNOX, CSOSG2E, CSSO2G1, MATS
MI	J H Campbell	1710	3	########	5	0																Coal	Dry bottom wall-fired	Dry Lime FGD	Low NOx Burner Technology w/ Overfire Air	Selective Catalytic Red	Baghouse	Halogenated PAC Sorbent Injection	ARP, CSNOX, CSOSG2E, CSSO2G1, MATS
MI	J H Campbell	1710	3	########	6	0																Coal	Dry bottom wall-fired	Dry Lime FGD	Low NOx Burner Technology w/ Overfire Air	Selective Catalytic Red	Baghouse	Halogenated PAC Sorbent Injection	ARP, CSNOX, CSOSG2E, CSSO2G1, MATS
MI	J H Campbell	1710	3	########	7	0																Coal	Dry bottom wall-fired	Dry Lime FGD	Low NOx Burner Technology w/ Overfire Air	Selective Catalytic Red	Baghouse	Halogenated PAC Sorbent Injection	ARP, CSNOX, CSOSG2E, CSSO2G1, MATS
MI	J H Campbell	1710	3	########	8	0																Coal	Dry bottom wall-fired	Dry Lime FGD	Low NOx Burner Technology w/ Overfire Air	Selective Catalytic Red	Baghouse	Halogenated PAC Sorbent Injection	ARP, CSNOX, CSOSG2E, CSSO2G1, MATS
MI	J H Campbell	1710	3	########	9	0																Coal	Dry bottom wall-fired	Dry Lime FGD	Low NOx Burner Technology w/ Overfire Air	Selective Catalytic Red	Baghouse	Halogenated PAC Sorbent Injection	ARP, CSNOX, CSOSG2E, CSSO2G1, MATS
MI	J H Campbell	1710	3	########	10	0																Coal	Dry bottom wall-fired	Dry Lime FGD	Low NOx Burner Technology w/ Overfire Air	Selective Catalytic Red	Baghouse	Halogenated PAC Sorbent Injection	ARP, CSNOX, CSOSG2E, CSSO2G1, MATS
MI	J H Campbell	1710	3	########	11	0																Coal	Dry bottom wall-fired	Dry Lime FGD	Low NOx Burner Technology w/ Overfire Air	Selective Catalytic Red	Baghouse	Halogenated PAC Sorbent Injection	ARP, CSNOX, CSOSG2E, CSSO2G1, MATS
MI	J H Campbell	1710	3	########	12	0																Coal	Dry bottom wall-fired	Dry Lime FGD	Low NOx Burner Technology w/ Overfire Air	Selective Catalytic Red	Baghouse	Halogenated PAC Sorbent Injection	ARP, CSNOX, CSOSG2E, CSSO2G1, MATS
MI	J H Campbell	1710	3	########	13	0																Coal	Dry bottom wall-fired	Dry Lime FGD	Low NOx Burner Technology w/ Overfire Air	Selective Catalytic Red	Baghouse	Halogenated PAC Sorbent Injection	ARP, CSNOX, CSOSG2E, CSSO2G1, MATS
MI	J H Campbell	1710	3	########	14	0																Coal	Dry bottom wall-fired	Dry Lime FGD	Low NOx Burner Technology w/ Overfire Air	Selective Catalytic Red	Baghouse	Halogenated PAC Sorbent Injection	ARP, CSNOX, CSOSG2E, CSSO2G1, MATS
MI	J H Campbell	1710	3	########	15	0																Coal	Dry bottom wall-fired	Dry Lime FGD	Low NOx Burner Technology w/ Overfire Air	Selective Catalytic Red	Baghouse	Halogenated PAC Sorbent Injection	ARP, CSNOX, CSOSG2E, CSSO2G1, MATS
MI	J H Campbell	1710	3	########	16	0																Coal	Dry bottom wall-fired	Dry Lime FGD	Low NOx Burner Technology w/ Overfire Air	Selective Catalytic Red	Baghouse	Halogenated PAC Sorbent Injection	ARP, CSNOX, CSOSG2E, CSSO2G1, MATS
MI	J H Campbell	1710	3	########	17	0																Coal	Dry bottom wall-fired	Dry Lime FGD	Low NOx Burner Technology w/ Overfire Air	Selective Catalytic Red	Baghouse	Halogenated PAC Sorbent Injection	ARP, CSNOX, CSOSG2E, CSSO2G1, MATS
MI	J H Campbell	1710	3	########	18	0																Coal	Dry bottom wall-fired	Dry Lime FGD	Low NOx Burner Technology w/ Overfire Air	Selective Catalytic Red	Baghouse	Halogenated PAC Sorbent Injection	ARP, CSNOX, CSOSG2E, CSSO2G1, MATS
MI	J H Campbell	1710	3	########	19	0																Coal	Dry bottom wall-fired	Dry Lime FGD	Low NOx Burner Technology w/ Overfire Air	Selective Catalytic Red	Baghouse	Halogenated PAC Sorbent Injection	ARP, CSNOX, CSOSG2E, CSSO2G1, MATS
MI	J H Campbell	1710	3	########	20	0																Coal	Dry bottom wall-fired	Dry Lime FGD	Low NOx Burner Technology w/ Overfire Air	Selective Catalytic Red	Baghouse	Halogenated PAC Sorbent Injection	ARP, CSNOX, CSOSG2E, CSSO2G1, MATS
MI	J H Campbell	1710	3	########	21	0																Coal	Dry bottom wall-fired	Dry Lime FGD	Low NOx Burner Technology w/ Overfire Air	Selective Catalytic Red	Baghouse	Halogenated PAC Sorbent Injection	ARP, CSNOX, CSOSG2E, CSSO2G1, MATS
MI	J H Campbell	1710	3	########	22	0																Coal	Dry bottom wall-fired	Dry Lime FGD	Low NOx Burner Technology w/ Overfire Air	Selective Catalytic Red	Baghouse	Halogenated PAC Sorbent Injection	ARP, CSNOX, CSOSG2E, CSSO2G1, MATS
MI	J H Campbell	1710	3	########	23	0																Coal	Dry bottom wall-fired	Dry Lime FGD	Low NOx Burner Technology w/ Overfire Air	Selective Catalytic Red	Baghouse	Halogenated PAC Sorbent Injection	ARP, CSNOX, CSOSG2E, CSSO2G1, MATS
MI	J H Campbell	1710	3	########	0	0																Coal	Dry bottom wall-fired	Dry Lime FGD	Low NOx Burner Technology w/ Overfire Air	Selective Catalytic Red	Baghouse	Halogenated PAC Sorbent Injection	ARP, CSNOX, CSOSG2E, CSSO2G1, MATS
MI	J H Campbell	1710	3	########	1	0																Coal	Dry bottom wall-fired	Dry Lime FGD	Low NOx Burner Technology w/ Overfire Air	Selective Catalytic Red	Baghouse	Halogenated PAC Sorbent Injection	ARP, CSNOX, CSOSG2E, CSSO2G1, MATS
MI	J H Campbell	1710	3	########	2	0																Coal	Dry bottom wall-fired	Dry Lime FGD	Low NOx Burner Technology w/ Overfire Air	Selective Catalytic Red	Baghouse	Halogenated PAC Sorbent Injection	ARP, CSNOX, CSOSG2E, CSSO2G1, MATS
MI	J H Campbell	1710	3	########	3	0																Coal	Dry bottom wall-fired	Dry Lime FGD	Low NOx Burner Technology w/ Overfire Air	Selective Catalytic Red	Baghouse	Halogenated PAC Sorbent Injection	ARP, CSNOX, CSOSG2E, CSSO2G1, MATS
MI	J H Campbell	1710	3	########	4	0																Coal	Dry bottom wall-fired	Dry Lime FGD	Low NOx Burner Technology w/ Overfire Air	Selective Catalytic Red	Baghouse	Halogenated PAC Sorbent Injection	ARP, CSNOX, CSOSG2E, CSSO2G1, MATS
MI	J H Campbell	1710	3	########	5	0																Coal	Dry bottom wall-fired	Dry Lime FGD	Low NOx Burner Technology w/ Overfire Air	Selective Catalytic Red	Baghouse	Halogenated PAC Sorbent Injection	ARP, CSNOX, CSOSG2E, CSSO2G1, MATS
MI	J H Campbell	1710	3	########	6	0																Coal	Dry bottom wall-fired	Dry Lime FGD	Low NOx Burner Technology w/ Overfire Air	Selective Catalytic Red	Baghouse	Halogenated PAC Sorbent Injection	ARP, CSNOX, CSOSG2E, CSSO2G1, MATS
MI	J H Campbell	1710	3	########	7	0																Coal	Dry bottom wall-fired	Dry Lime FGD	Low NOx Burner Technology w/ Overfire Air	Selective Catalytic Red	Baghouse	Halogenated PAC Sorbent Injection	ARP, CSNOX, CSOSG2E, CSSO2G1, MATS
MI	J H Campbell	1710	3	########	8	0																Coal	Dry bottom wall-fired	Dry Lime FGD	Low NOx Burner Technology w/ Overfire Air	Selective Catalytic Red	Baghouse	Halogenated PAC Sorbent Injection	ARP, CSNOX, CSOSG2E, CSSO2G1, MATS
MI	J H Campbell	1710	3	########	9	0																Coal	Dry bottom wall-fired	Dry Lime FGD	Low NOx Burner Technology w/ Overfire Air	Selective Catalytic Red	Baghouse	Halogenated PAC Sorbent Injection	ARP, CSNOX, CSOSG2E, CSSO2G1, MATS
MI	J H Campbell	1710	3	########	10	0																Coal	Dry bottom wall-fired	Dry Lime FGD	Low NOx Burner Technology w/ Overfire Air	Selective Catalytic Red	Baghouse	Halogenated PAC Sorbent Injection	ARP, CSNOX, CSOSG2E, CSSO2G1, MATS
MI	J H Campbell	1710	3	########	11	0																Coal	Dry bottom wall-fired	Dry Lime FGD	Low NOx Burner Technology w/ Overfire Air	Selective Catalytic Red	Baghouse	Halogenated PAC Sorbent Injection	ARP, CSNOX, CSOSG2E, CSSO2G1, MATS

MI	J H Campbell	1710	3	########	12	0	Coal	Dry bottom wall-fired	Dry Lime FGD	Low NOx Burner Technology w/ Overfire Air	Selective Catalytic Red	Baghouse	Halogenated PAC Sorbent Injection	ARP, CSNOX, CSOSG2E, CSSO2G1, MATS
MI	J H Campbell	1710	3	########	13	0	Coal	Dry bottom wall-fired	Dry Lime FGD	Low NOx Burner Technology w/ Overfire Air	Selective Catalytic Red	Baghouse	Halogenated PAC Sorbent Injection	ARP, CSNOX, CSOSG2E, CSSO2G1, MATS
MI	J H Campbell	1710	3	########	14	0	Coal	Dry bottom wall-fired	Dry Lime FGD	Low NOx Burner Technology w/ Overfire Air	Selective Catalytic Red	Baghouse	Halogenated PAC Sorbent Injection	ARP, CSNOX, CSOSG2E, CSSO2G1, MATS
MI	J H Campbell	1710	3	########	15	0	Coal	Dry bottom wall-fired	Dry Lime FGD	Low NOx Burner Technology w/ Overfire Air	Selective Catalytic Red	Baghouse	Halogenated PAC Sorbent Injection	ARP, CSNOX, CSOSG2E, CSSO2G1, MATS
MI	J H Campbell	1710	3	########	16	0	Coal	Dry bottom wall-fired	Dry Lime FGD	Low NOx Burner Technology w/ Overfire Air	Selective Catalytic Red	Baghouse	Halogenated PAC Sorbent Injection	ARP, CSNOX, CSOSG2E, CSSO2G1, MATS
MI	J H Campbell	1710	3	########	17	0	Coal	Dry bottom wall-fired	Dry Lime FGD	Low NOx Burner Technology w/ Overfire Air	Selective Catalytic Red	Baghouse	Halogenated PAC Sorbent Injection	ARP, CSNOX, CSOSG2E, CSSO2G1, MATS
MI	J H Campbell	1710	3	########	18	0	Coal	Dry bottom wall-fired	Dry Lime FGD	Low NOx Burner Technology w/ Overfire Air	Selective Catalytic Red	Baghouse	Halogenated PAC Sorbent Injection	ARP, CSNOX, CSOSG2E, CSSO2G1, MATS
MI	J H Campbell	1710	3	########	19	0	Coal	Dry bottom wall-fired	Dry Lime FGD	Low NOx Burner Technology w/ Overfire Air	Selective Catalytic Red	Baghouse	Halogenated PAC Sorbent Injection	ARP, CSNOX, CSOSG2E, CSSO2G1, MATS
MI	J H Campbell	1710	3	########	20	0	Coal	Dry bottom wall-fired	Dry Lime FGD	Low NOx Burner Technology w/ Overfire Air	Selective Catalytic Red	Baghouse	Halogenated PAC Sorbent Injection	ARP, CSNOX, CSOSG2E, CSSO2G1, MATS
MI	J H Campbell	1710	3	########	21	0	Coal	Dry bottom wall-fired	Dry Lime FGD	Low NOx Burner Technology w/ Overfire Air	Selective Catalytic Red	Baghouse	Halogenated PAC Sorbent Injection	ARP, CSNOX, CSOSG2E, CSSO2G1, MATS
MI	J H Campbell	1710	3	########	22	0	Coal	Dry bottom wall-fired	Dry Lime FGD	Low NOx Burner Technology w/ Overfire Air	Selective Catalytic Red	Baghouse	Halogenated PAC Sorbent Injection	ARP, CSNOX, CSOSG2E, CSSO2G1, MATS
MI	J H Campbell	1710	3	########	23	0	Coal	Dry bottom wall-fired	Dry Lime FGD	Low NOx Burner Technology w/ Overfire Air	Selective Catalytic Red	Baghouse	Halogenated PAC Sorbent Injection	ARP, CSNOX, CSOSG2E, CSSO2G1, MATS
MI	J H Campbell	1710	3	########	0	0	Coal	Dry bottom wall-fired	Dry Lime FGD	Low NOx Burner Technology w/ Overfire Air	Selective Catalytic Red	Baghouse	Halogenated PAC Sorbent Injection	ARP, CSNOX, CSOSG2E, CSSO2G1, MATS
MI	J H Campbell	1710	3	########	1	0	Coal	Dry bottom wall-fired	Dry Lime FGD	Low NOx Burner Technology w/ Overfire Air	Selective Catalytic Red	Baghouse	Halogenated PAC Sorbent Injection	ARP, CSNOX, CSOSG2E, CSSO2G1, MATS
MI	J H Campbell	1710	3	########	2	0	Coal	Dry bottom wall-fired	Dry Lime FGD	Low NOx Burner Technology w/ Overfire Air	Selective Catalytic Red	Baghouse	Halogenated PAC Sorbent Injection	ARP, CSNOX, CSOSG2E, CSSO2G1, MATS
MI	J H Campbell	1710	3	########	3	0	Coal	Dry bottom wall-fired	Dry Lime FGD	Low NOx Burner Technology w/ Overfire Air	Selective Catalytic Red	Baghouse	Halogenated PAC Sorbent Injection	ARP, CSNOX, CSOSG2E, CSSO2G1, MATS
MI	J H Campbell	1710	3	########	4	0	Coal	Dry bottom wall-fired	Dry Lime FGD	Low NOx Burner Technology w/ Overfire Air	Selective Catalytic Red	Baghouse	Halogenated PAC Sorbent Injection	ARP, CSNOX, CSOSG2E, CSSO2G1, MATS
MI	J H Campbell	1710	3	########	5	0	Coal	Dry bottom wall-fired	Dry Lime FGD	Low NOx Burner Technology w/ Overfire Air	Selective Catalytic Red	Baghouse	Halogenated PAC Sorbent Injection	ARP, CSNOX, CSOSG2E, CSSO2G1, MATS
MI	J H Campbell	1710	3	########	6	0	Coal	Dry bottom wall-fired	Dry Lime FGD	Low NOx Burner Technology w/ Overfire Air	Selective Catalytic Red	Baghouse	Halogenated PAC Sorbent Injection	ARP, CSNOX, CSOSG2E, CSSO2G1, MATS
MI	J H Campbell	1710	3	########	7	0	Coal	Dry bottom wall-fired	Dry Lime FGD	Low NOx Burner Technology w/ Overfire Air	Selective Catalytic Red	Baghouse	Halogenated PAC Sorbent Injection	ARP, CSNOX, CSOSG2E, CSSO2G1, MATS
MI	J H Campbell	1710	3	########	8	0	Coal	Dry bottom wall-fired	Dry Lime FGD	Low NOx Burner Technology w/ Overfire Air	Selective Catalytic Red	Baghouse	Halogenated PAC Sorbent Injection	ARP, CSNOX, CSOSG2E, CSSO2G1, MATS
MI	J H Campbell	1710	3	########	9	0	Coal	Dry bottom wall-fired	Dry Lime FGD	Low NOx Burner Technology w/ Overfire Air	Selective Catalytic Red	Baghouse	Halogenated PAC Sorbent Injection	ARP, CSNOX, CSOSG2E, CSSO2G1, MATS
MI	J H Campbell	1710	3	########	10	0	Coal	Dry bottom wall-fired	Dry Lime FGD	Low NOx Burner Technology w/ Overfire Air	Selective Catalytic Red	Baghouse	Halogenated PAC Sorbent Injection	ARP, CSNOX, CSOSG2E, CSSO2G1, MATS
MI	J H Campbell	1710	3	########	11	0	Coal	Dry bottom wall-fired	Dry Lime FGD	Low NOx Burner Technology w/ Overfire Air	Selective Catalytic Red	Baghouse	Halogenated PAC Sorbent Injection	ARP, CSNOX, CSOSG2E, CSSO2G1, MATS

MI	J H Campbell	1710	3	9/1/2025	11	0	Coal	Dry bottom wall-fired	Dry Lime FGD	Low NOx Burner Technology w/ Overfire Air	Selective Catalytic Red	Baghouse	Halogenated PAC Sorbent Injection	ARP, CSNOX, CSOSG2E, CSSO2G1, MATS
MI	J H Campbell	1710	3	9/1/2025	12	0	Coal	Dry bottom wall-fired	Dry Lime FGD	Low NOx Burner Technology w/ Overfire Air	Selective Catalytic Red	Baghouse	Halogenated PAC Sorbent Injection	ARP, CSNOX, CSOSG2E, CSSO2G1, MATS
MI	J H Campbell	1710	3	9/1/2025	13	0	Coal	Dry bottom wall-fired	Dry Lime FGD	Low NOx Burner Technology w/ Overfire Air	Selective Catalytic Red	Baghouse	Halogenated PAC Sorbent Injection	ARP, CSNOX, CSOSG2E, CSSO2G1, MATS
MI	J H Campbell	1710	3	9/1/2025	14	0	Coal	Dry bottom wall-fired	Dry Lime FGD	Low NOx Burner Technology w/ Overfire Air	Selective Catalytic Red	Baghouse	Halogenated PAC Sorbent Injection	ARP, CSNOX, CSOSG2E, CSSO2G1, MATS
MI	J H Campbell	1710	3	9/1/2025	15	0	Coal	Dry bottom wall-fired	Dry Lime FGD	Low NOx Burner Technology w/ Overfire Air	Selective Catalytic Red	Baghouse	Halogenated PAC Sorbent Injection	ARP, CSNOX, CSOSG2E, CSSO2G1, MATS
MI	J H Campbell	1710	3	9/1/2025	16	0	Coal	Dry bottom wall-fired	Dry Lime FGD	Low NOx Burner Technology w/ Overfire Air	Selective Catalytic Red	Baghouse	Halogenated PAC Sorbent Injection	ARP, CSNOX, CSOSG2E, CSSO2G1, MATS
MI	J H Campbell	1710	3	9/1/2025	17	0	Coal	Dry bottom wall-fired	Dry Lime FGD	Low NOx Burner Technology w/ Overfire Air	Selective Catalytic Red	Baghouse	Halogenated PAC Sorbent Injection	ARP, CSNOX, CSOSG2E, CSSO2G1, MATS
MI	J H Campbell	1710	3	9/1/2025	18	0	Coal	Dry bottom wall-fired	Dry Lime FGD	Low NOx Burner Technology w/ Overfire Air	Selective Catalytic Red	Baghouse	Halogenated PAC Sorbent Injection	ARP, CSNOX, CSOSG2E, CSSO2G1, MATS
MI	J H Campbell	1710	3	9/1/2025	19	0	Coal	Dry bottom wall-fired	Dry Lime FGD	Low NOx Burner Technology w/ Overfire Air	Selective Catalytic Red	Baghouse	Halogenated PAC Sorbent Injection	ARP, CSNOX, CSOSG2E, CSSO2G1, MATS
MI	J H Campbell	1710	3	9/1/2025	20	0	Coal	Dry bottom wall-fired	Dry Lime FGD	Low NOx Burner Technology w/ Overfire Air	Selective Catalytic Red	Baghouse	Halogenated PAC Sorbent Injection	ARP, CSNOX, CSOSG2E, CSSO2G1, MATS
MI	J H Campbell	1710	3	9/1/2025	21	0	Coal	Dry bottom wall-fired	Dry Lime FGD	Low NOx Burner Technology w/ Overfire Air	Selective Catalytic Red	Baghouse	Halogenated PAC Sorbent Injection	ARP, CSNOX, CSOSG2E, CSSO2G1, MATS
MI	J H Campbell	1710	3	9/1/2025	22	0	Coal	Dry bottom wall-fired	Dry Lime FGD	Low NOx Burner Technology w/ Overfire Air	Selective Catalytic Red	Baghouse	Halogenated PAC Sorbent Injection	ARP, CSNOX, CSOSG2E, CSSO2G1, MATS
MI	J H Campbell	1710	3	9/1/2025	23	0	Coal	Dry bottom wall-fired	Dry Lime FGD	Low NOx Burner Technology w/ Overfire Air	Selective Catalytic Red	Baghouse	Halogenated PAC Sorbent Injection	ARP, CSNOX, CSOSG2E, CSSO2G1, MATS
MI	J H Campbell	1710	3	9/2/2025	0	0	Coal	Dry bottom wall-fired	Dry Lime FGD	Low NOx Burner Technology w/ Overfire Air	Selective Catalytic Red	Baghouse	Halogenated PAC Sorbent Injection	ARP, CSNOX, CSOSG2E, CSSO2G1, MATS
MI	J H Campbell	1710	3	9/2/2025	1	0	Coal	Dry bottom wall-fired	Dry Lime FGD	Low NOx Burner Technology w/ Overfire Air	Selective Catalytic Red	Baghouse	Halogenated PAC Sorbent Injection	ARP, CSNOX, CSOSG2E, CSSO2G1, MATS
MI	J H Campbell	1710	3	9/2/2025	2	0	Coal	Dry bottom wall-fired	Dry Lime FGD	Low NOx Burner Technology w/ Overfire Air	Selective Catalytic Red	Baghouse	Halogenated PAC Sorbent Injection	ARP, CSNOX, CSOSG2E, CSSO2G1, MATS
MI	J H Campbell	1710	3	9/2/2025	3	0	Coal	Dry bottom wall-fired	Dry Lime FGD	Low NOx Burner Technology w/ Overfire Air	Selective Catalytic Red	Baghouse	Halogenated PAC Sorbent Injection	ARP, CSNOX, CSOSG2E, CSSO2G1, MATS
MI	J H Campbell	1710	3	9/2/2025	4	0	Coal	Dry bottom wall-fired	Dry Lime FGD	Low NOx Burner Technology w/ Overfire Air	Selective Catalytic Red	Baghouse	Halogenated PAC Sorbent Injection	ARP, CSNOX, CSOSG2E, CSSO2G1, MATS
MI	J H Campbell	1710	3	9/2/2025	5	0	Coal	Dry bottom wall-fired	Dry Lime FGD	Low NOx Burner Technology w/ Overfire Air	Selective Catalytic Red	Baghouse	Halogenated PAC Sorbent Injection	ARP, CSNOX, CSOSG2E, CSSO2G1, MATS
MI	J H Campbell	1710	3	9/2/2025	6	0	Coal	Dry bottom wall-fired	Dry Lime FGD	Low NOx Burner Technology w/ Overfire Air	Selective Catalytic Red	Baghouse	Halogenated PAC Sorbent Injection	ARP, CSNOX, CSOSG2E, CSSO2G1, MATS
MI	J H Campbell	1710	3	9/2/2025	7	0	Coal	Dry bottom wall-fired	Dry Lime FGD	Low NOx Burner Technology w/ Overfire Air	Selective Catalytic Red	Baghouse	Halogenated PAC Sorbent Injection	ARP, CSNOX, CSOSG2E, CSSO2G1, MATS
MI	J H Campbell	1710	3	9/2/2025	8	0	Coal	Dry bottom wall-fired	Dry Lime FGD	Low NOx Burner Technology w/ Overfire Air	Selective Catalytic Red	Baghouse	Halogenated PAC Sorbent Injection	ARP, CSNOX, CSOSG2E, CSSO2G1, MATS
MI	J H Campbell	1710	3	9/2/2025	9	0	Coal	Dry bottom wall-fired	Dry Lime FGD	Low NOx Burner Technology w/ Overfire Air	Selective Catalytic Red	Baghouse	Halogenated PAC Sorbent Injection	ARP, CSNOX, CSOSG2E, CSSO2G1, MATS
MI	J H Campbell	1710	3	9/2/2025	10	0	Coal	Dry bottom wall-fired	Dry Lime FGD	Low NOx Burner Technology w/ Overfire Air	Selective Catalytic Red	Baghouse	Halogenated PAC Sorbent Injection	ARP, CSNOX, CSOSG2E, CSSO2G1, MATS
MI	J H Campbell	1710	3	9/2/2025	11	0	Coal	Dry bottom wall-fired	Dry Lime FGD	Low NOx Burner Technology w/ Overfire Air	Selective Catalytic Red	Baghouse	Halogenated PAC Sorbent Injection	ARP, CSNOX, CSOSG2E, CSSO2G1, MATS
MI	J H Campbell	1710	3	9/2/2025	12	0	Coal	Dry bottom wall-fired	Dry Lime FGD	Low NOx Burner Technology w/ Overfire Air	Selective Catalytic Red	Baghouse	Halogenated PAC Sorbent Injection	ARP, CSNOX, CSOSG2E, CSSO2G1, MATS
MI	J H Campbell	1710	3	9/2/2025	13	0	Coal	Dry bottom wall-fired	Dry Lime FGD	Low NOx Burner Technology w/ Overfire Air	Selective Catalytic Red	Baghouse	Halogenated PAC Sorbent Injection	ARP, CSNOX, CSOSG2E, CSSO2G1, MATS
MI	J H Campbell	1710	3	9/2/2025	14	0	Coal	Dry bottom wall-fired	Dry Lime FGD	Low NOx Burner Technology w/ Overfire Air	Selective Catalytic Red	Baghouse	Halogenated PAC Sorbent Injection	ARP, CSNOX, CSOSG2E, CSSO2G1, MATS
MI	J H Campbell	1710	3	9/2/2025	15	0	Coal	Dry bottom wall-fired	Dry Lime FGD	Low NOx Burner Technology w/ Overfire Air	Selective Catalytic Red	Baghouse	Halogenated PAC Sorbent Injection	ARP, CSNOX, CSOSG2E, CSSO2G1, MATS
MI	J H Campbell	1710	3	9/2/2025	16	0	Coal	Dry bottom wall-fired	Dry Lime FGD	Low NOx Burner Technology w/ Overfire Air	Selective Catalytic Red	Baghouse	Halogenated PAC Sorbent Injection	ARP, CSNOX, CSOSG2E, CSSO2G1, MATS
MI	J H Campbell	1710	3	9/2/2025	17	0	Coal	Dry bottom wall-fired	Dry Lime FGD	Low NOx Burner Technology w/ Overfire Air	Selective Catalytic Red	Baghouse	Halogenated PAC Sorbent Injection	ARP, CSNOX, CSOSG2E, CSSO2G1, MATS
MI	J H Campbell	1710	3	9/2/2025	18	0	Coal	Dry bottom wall-fired	Dry Lime FGD	Low NOx Burner Technology w/ Overfire Air	Selective Catalytic Red	Baghouse	Halogenated PAC Sorbent Injection	ARP, CSNOX, CSOSG2E, CSSO2G1, MATS
MI	J H Campbell	1710	3	9/2/2025	19	0	Coal	Dry bottom wall-fired	Dry Lime FGD	Low NOx Burner Technology w/ Overfire Air	Selective Catalytic Red	Baghouse	Halogenated PAC Sorbent Injection	ARP, CSNOX, CSOSG2E, CSSO2G1, MATS
MI	J H Campbell	1710	3	9/2/2025	20	0	Coal	Dry bottom wall-fired	Dry Lime FGD	Low NOx Burner Technology w/ Overfire Air	Selective Catalytic Red	Baghouse	Halogenated PAC Sorbent Injection	ARP, CSNOX, CSOSG2E, CSSO2G1, MATS
MI	J H Campbell	1710	3	9/2/2025	21	0	Coal	Dry bottom wall-fired	Dry Lime FGD	Low NOx Burner Technology w/ Overfire Air	Selective Catalytic Red	Baghouse	Halogenated PAC Sorbent Injection	ARP, CSNOX, CSOSG2E, CSSO2G1, MATS
MI	J H Campbell	1710	3	9/2/2025	22	0	Coal	Dry bottom wall-fired	Dry Lime FGD	Low NOx Burner Technology w/ Overfire Air	Selective Catalytic Red	Baghouse	Halogenated PAC Sorbent Injection	ARP, CSNOX, CSOSG2E, CSSO2G1, MATS
MI	J H Campbell	1710	3	9/2/2025	23	0	Coal	Dry bottom wall-fired	Dry Lime FGD	Low NOx Burner Technology w/ Overfire Air	Selective Catalytic Red	Baghouse	Halogenated PAC Sorbent Injection	ARP, CSNOX, CSOSG2E, CSSO2G1, MATS
MI	J H Campbell	1710	3	9/3/2025	0	0	Coal	Dry bottom wall-fired	Dry Lime FGD	Low NOx Burner Technology w/ Overfire Air	Selective Catalytic Red	Baghouse	Halogenated PAC Sorbent Injection	ARP, CSNOX, CSOSG2E, CSSO2G1, MATS
MI	J H Campbell	1710	3	9/3/2025	1	0	Coal	Dry bottom wall-fired	Dry Lime FGD	Low NOx Burner Technology w/ Overfire Air	Selective Catalytic Red	Baghouse	Halogenated PAC Sorbent Injection	ARP, CSNOX, CSOSG2E, CSSO2G1, MATS
MI	J H Campbell	1710	3	9/3/2025	2	0	Coal	Dry bottom wall-fired	Dry Lime FGD	Low NOx Burner Technology w/ Overfire Air	Selective Catalytic Red	Baghouse	Halogenated PAC Sorbent Injection	ARP, CSNOX, CSOSG2E, CSSO2G1, MATS
MI	J H Campbell	1710	3	9/3/2025	3	0	Coal	Dry bottom wall-fired	Dry Lime FGD	Low NOx Burner Technology w/ Overfire Air	Selective Catalytic Red	Baghouse	Halogenated PAC Sorbent Injection	ARP, CSNOX, CSOSG2E, CSSO2G1, MATS
MI	J H Campbell	1710	3	9/3/2025	4	0	Coal	Dry bottom wall-fired	Dry Lime FGD	Low NOx Burner Technology w/ Overfire Air	Selective Catalytic Red	Baghouse	Halogenated PAC Sorbent Injection	ARP, CSNOX, CSOSG2E, CSSO2G1, MATS
MI	J H Campbell	1710	3	9/3/2025	5	0	Coal	Dry bottom wall-fired	Dry Lime FGD	Low NOx Burner Technology w/ Overfire Air	Selective Catalytic Red	Baghouse	Halogenated PAC Sorbent Injection	ARP, CSNOX, CSOSG2E, CSSO2G1, MATS
MI	J H Campbell	1710	3	9/3/2025	6	0	Coal	Dry bottom wall-fired	Dry Lime FGD	Low NOx Burner Technology w/ Overfire Air	Selective Catalytic Red	Baghouse	Halogenated PAC Sorbent Injection	ARP, CSNOX, CSOSG2E, CSSO2G1, MATS
MI	J H Campbell	1710	3	9/3/2025	7	0	Coal	Dry bottom wall-fired	Dry Lime FGD	Low NOx Burner Technology w/ Overfire Air	Selective Catalytic Red	Baghouse	Halogenated PAC Sorbent Injection	ARP, CSNOX, CSOSG2E, CSSO2G1, MATS
MI	J H Campbell	1710	3	9/3/2025	8	0	Coal	Dry bottom wall-fired	Dry Lime FGD	Low NOx Burner Technology w/ Overfire Air	Selective Catalytic Red	Baghouse	Halogenated PAC Sorbent Injection	ARP, CSNOX, CSOSG2E, CSSO2G1, MATS
MI	J H Campbell	1710	3	9/3/2025	9	0	Coal	Dry bottom wall-fired	Dry Lime FGD	Low NOx Burner Technology w/ Overfire Air	Selective Catalytic Red	Baghouse	Halogenated PAC Sorbent Injection	ARP, CSNOX, CSOSG2E, CSSO2G1, MATS
MI	J H Campbell	1710	3	9/3/2025	10	0	Coal	Dry bottom wall-fired	Dry Lime FGD	Low NOx Burner Technology w/ Overfire Air	Selective Catalytic Red	Baghouse	Halogenated PAC Sorbent Injection	ARP, CSNOX, CSOSG2E, CSSO2G1, MATS
MI	J H Campbell	1710	3	9/3/2025	11	0	Coal	Dry bottom wall-fired	Dry Lime FGD	Low NOx Burner Technology w/ Overfire Air	Selective Catalytic Red	Baghouse	Halogenated PAC Sorbent Injection	ARP, CSNOX, CSOSG2E, CSSO2G1, MATS
MI	J H Campbell	1710	3	9/3/2025	12	0	Coal	Dry bottom wall-fired	Dry Lime FGD	Low NOx Burner Technology w/ Overfire Air	Selective Catalytic Red	Baghouse	Halogenated PAC Sorbent Injection	ARP, CSNOX, CSOSG2E, CSSO2G1, MATS
MI	J H Campbell	1710	3	9/3/2025	13	0	Coal	Dry bottom wall-fired	Dry Lime FGD	Low NOx Burner Technology w/ Overfire Air	Selective Catalytic Red	Baghouse	Halogenated PAC Sorbent Injection	ARP, CSNOX, CSOSG2E, CSSO2G1, MATS
MI	J H Campbell	1710	3	9/3/2025	14	0	Coal	Dry bottom wall-fired	Dry Lime FGD	Low NOx Burner Technology w/ Overfire Air	Selective Catalytic Red	Baghouse	Halogenated PAC Sorbent Injection	ARP, CSNOX, CSOSG2E, CSSO2G1, MATS
MI	J H Campbell	1710	3	9/3/2025	15	0	Coal	Dry bottom wall-fired	Dry Lime FGD	Low NOx Burner Technology w/ Overfire Air	Selective Catalytic Red	Baghouse	Halogenated PAC Sorbent Injection	ARP, CSNOX, CSOSG2E, CSSO2G1, MATS
MI	J H Campbell	1710	3	9/3/2025	16	0	Coal	Dry bottom wall-fired	Dry Lime FGD	Low NOx Burner Technology w/ Overfire Air	Selective Catalytic Red	Baghouse	Halogenated PAC Sorbent Injection	ARP, CSNOX, CSOSG2E, CSSO2G1, MATS
MI	J H Campbell	1710	3	9/3/2025	17	0	Coal	Dry bottom wall-fired	Dry Lime FGD	Low NOx Burner Technology w/ Overfire Air	Selective Catalytic Red	Baghouse	Halogenated PAC Sorbent Injection	ARP, CSNOX, CSOSG2E, CSSO2G1, MATS
MI	J H Campbell	1710	3	9/3/2025	18	0	Coal	Dry bottom wall-fired	Dry Lime FGD	Low NOx Burner Technology w/ Overfire Air	Selective Catalytic Red	Baghouse	Halogenated PAC Sorbent Injection	ARP, CSNOX, CSOSG2E, CSSO2G1, MATS
MI	J H Campbell	1710	3	9/3/2025	19	0	Coal	Dry bottom wall-fired	Dry Lime FGD	Low NOx Burner Technology w/ Overfire Air	Selective Catalytic Red	Baghouse	Halogenated PAC Sorbent Injection	ARP, CSNOX, CSOSG2E, CSSO2G1, MATS
MI	J H Campbell	1710	3	9/3/2025	20	0	Coal	Dry bottom wall-fired	Dry Lime FGD	Low NOx Burner Technology w/ Overfire Air	Selective Catalytic Red	Baghouse	Halogenated PAC Sorbent Injection	ARP, CSNOX, CSOSG2E, CSSO2G1, MATS
MI	J H Campbell	1710	3	9/3/2025	21	0	Coal	Dry bottom wall-fired	Dry Lime FGD	Low NOx Burner Technology w/ Overfire Air	Selective Catalytic Red	Baghouse	Halogenated PAC Sorbent Injection	ARP, CSNOX, CSOSG2E, CSSO2G1, MATS
MI	J H Campbell	1710	3	9/3/2025	22	0	Coal	Dry bottom wall-fired	Dry Lime FGD	Low NOx Burner Technology w/ Overfire Air	Selective Catalytic Red	Baghouse	Halogenated PAC Sorbent Injection	ARP, CSNOX, CSOSG2E, CSSO2G1, MATS
MI	J H Campbell	1710	3	9/3/2025	23	0	Coal	Dry bottom wall-fired	Dry Lime FGD	Low NOx Burner Technology w/ Overfire Air	Selective Catalytic Red	Baghouse	Halogenated PAC Sorbent Injection	ARP, CSNOX, CSOSG2E, CSSO2G1, MATS
MI	J H Campbell	1710	3	9/4/2025	0	0	Coal	Dry bottom wall-fired	Dry Lime FGD	Low NOx Burner Technology w/ Overfire Air	Selective Catalytic Red	Baghouse	Halogenated PAC Sorbent Injection	ARP, CSNOX, CSOSG2E, CSSO2G1, MATS
MI	J H Campbell	1710	3	9/4/2025	1	0	Coal	Dry bottom wall-fired	Dry Lime FGD	Low NOx Burner Technology w/ Overfire Air	Selective Catalytic Red	Baghouse	Halogenated PAC Sorbent Injection	ARP, CSNOX, CSOSG2E, CSSO2G1, MATS
MI	J H Campbell	1710	3	9/4/2025	2	0	Coal	Dry bottom wall-fired	Dry Lime FGD	Low NOx Burner Technology w/ Overfire Air	Selective Catalytic Red	Baghouse	Halogenated PAC Sorbent Injection	ARP, CSNOX, CSOSG2E, CSSO2G1, MATS
MI	J H Campbell	1710	3	9/4/2025	3	0	Coal	Dry bottom wall-fired	Dry Lime FGD	Low NOx Burner Technology w/ Overfire Air	Selective Catalytic Red	Baghouse	Halogenated PAC Sorbent Injection	ARP, CSNOX, CSOSG2E, CSSO2G1, MATS
MI	J H Campbell	1710	3	9/4/2025	4	0	Coal	Dry bottom wall-fired	Dry Lime FGD	Low NOx Burner Technology w/ Overfire Air	Selective Catalytic Red	Baghouse	Halogenated PAC Sorbent Injection	ARP, CSNOX, CSOSG2E, CSSO2G1, MATS
MI	J H Campbell	1710	3	9/4/2025	5	0	Coal	Dry bottom wall-fired	Dry Lime FGD	Low NOx Burner Technology w/ Overfire Air	Selective Catalytic Red	Baghouse	Halogenated PAC Sorbent Injection	ARP, CSNOX, CSOSG2E, CSSO2G1, MATS
MI	J H Campbell	1710	3	9/4/2025	6	0	Coal	Dry bottom wall-fired	Dry Lime FGD	Low NOx Burner Technology w/ Overfire Air	Selective Catalytic Red	Baghouse	Halogenated PAC Sorbent Injection	ARP, CSNOX, CSOSG2E, CSSO2G1, MATS
MI	J H Campbell	1710	3	9/4/2025	7	0	Coal	Dry bottom wall-fired	Dry Lime FGD	Low NOx Burner Technology w/ Overfire Air	Selective Catalytic Red	Baghouse	Halogenated PAC Sorbent Injection	ARP, CSNOX, CSOSG2E, CSSO2G1, MATS
MI	J H Campbell	1710	3	9/4/2025	8	0	Coal	Dry bottom wall-fired	Dry Lime FGD	Low NOx Burner Technology w/ Overfire Air	Selective Catalytic Red	Baghouse	Halogenated PAC Sorbent Injection	ARP, CSNOX, CSOSG2E, CSSO2G1, MATS
MI	J H Campbell	1710	3	9/4/2025	9	0	Coal	Dry bottom wall-fired	Dry Lime FGD	Low NOx Burner Technology w/ Overfire Air	Selective Catalytic Red	Baghouse	Halogenated PAC Sorbent Injection	ARP, CSNOX, CSOSG2E, CSSO2G1, MATS
MI	J H Campbell	1710	3	9/4/2025	10	0	Coal	Dry bottom wall-fired	Dry Lime FGD	Low NOx Burner Technology w/ Overfire Air	Selective Catalytic Red	Baghouse	Halogenated PAC Sorbent Injection	ARP, CSNOX, CSOSG2E, CSSO2G1, MATS
MI	J H Campbell	1710	3	9/4/2025	11	0	Coal	Dry bottom wall-fired	Dry Lime FGD	Low NOx Burner Technology w/ Overfire Air	Selective Catalytic Red	Baghouse	Halogenated PAC Sorbent Injection	ARP, CSNOX, CSOSG2E, CSSO2G1, MATS
MI	J H Campbell	1710	3	9/4/2025	12	0	Coal	Dry bottom wall-fired	Dry Lime FGD	Low NOx Burner Technology w/ Overfire Air	Selective Catalytic Red	Baghouse	Halogenated PAC Sorbent Injection	ARP, CSNOX, CSOSG2E, CSSO2G1, MATS
MI	J H Campbell	1710	3	9/4/2025	13	0	Coal	Dry bottom wall-fired	Dry Lime FGD	Low NOx Burner Technology w/ Overfire Air	Selective Catalytic Red	Baghouse	Halogenated PAC Sorbent Injection	ARP, CSNOX, CSOSG2E, CSSO2G1, MATS
MI	J H Campbell	1710	3	9/4/2025	14	0	Coal	Dry bottom wall-fired	Dry Lime FGD	Low NOx Burner Technology w/ Overfire Air	Selective Catalytic Red	Baghouse	Halogenated PAC Sorbent Injection	ARP, CSNOX, CSOSG2E, CSSO2G1, MATS
MI	J H Campbell	1710	3	9/4/2025	15	0	Coal	Dry bottom wall-fired	Dry Lime FGD	Low NOx Burner Technology w/ Overfire Air	Selective Catalytic Red	Baghouse	Halogenated PAC Sorbent Injection	ARP, CSNOX, CSOSG2E, CSSO2G1, MATS
MI	J H Campbell	1710	3	9/4/2025	16	0	Coal	Dry bottom wall-fired	Dry Lime FGD	Low NOx Burner Technology w/ Overfire Air	Selective Catalytic Red	Baghouse	Halogenated PAC Sorbent Injection	ARP, CSNOX, CSOSG2E, CSSO2G1, MATS
MI	J H Campbell	1710	3	9/4/2025	17	0	Coal	Dry bottom wall-fired	Dry Lime FGD	Low NOx Burner Technology w/ Overfire Air	Selective Catalytic Red	Baghouse	Halogenated PAC Sorbent Injection	ARP, CSNOX, CSOSG2E, CSSO2G1, MATS
MI	J H Campbell	1710	3	9/4/2025	18	0	Coal	Dry bottom wall-fired	Dry Lime FGD	Low NOx Burner Technology w/ Overfire Air	Selective Catalytic Red	Baghouse	Halogenated PAC Sorbent Injection	ARP, CSNOX, CSOSG2E, CSSO2G1, MATS
MI	J H Campbell	1710	3	9/4/2025	19	0	Coal	Dry bottom wall-fired	Dry Lime FGD	Low NOx Burner Technology w/ Overfire Air	Selective Catalytic Red	Baghouse	Halogenated PAC Sorbent Injection	ARP, CSNOX, CSOSG2E, CSSO2G1, MATS
MI	J H Campbell	1710	3	9/4/2025	20	0	Coal	Dry bottom wall-fired	Dry Lime FGD	Low NOx Burner Technology w/ Overfire Air	Selective Catalytic Red	Baghouse	Halogenated PAC Sorbent Injection	ARP, CSNOX, CSOSG2E, CSSO2G1, MATS
MI	J H Campbell	1710	3	9/4/2025	21	0	Coal	Dry bottom wall-fired	Dry Lime FGD	Low NOx Burner Technology w/ Overfire Air	Selective Catalytic Red	Baghouse	Halogenated PAC Sorbent Injection	ARP, CSNOX, CSOSG2E, CSSO2G1, MATS
MI	J H Campbell	1710	3	9/4/2025	22	0	Coal	Dry bottom wall-fired	Dry Lime FGD	Low NOx Burner Technology w/ Overfire Air	Selective Catalytic Red	Baghouse	Halogenated PAC Sorbent Injection	ARP, CSNOX, CSOSG2E, CSSO2G1, MATS
MI	J H Campbell	1710	3	9/4/2025	23	0	Coal	Dry bottom wall-fired	Dry Lime FGD	Low NOx Burner Technology w/ Overfire Air	Selective Catalytic Red	Baghouse	Halogenated PAC Sorbent Injection	ARP, CSNOX, CSOSG2E, CSSO2G1, MATS
MI	J H Campbell	1710	3	9/5/2025	0	0	Coal	Dry bottom wall-fired	Dry Lime FGD	Low NOx Burner Technology w/ Overfire Air	Selective Catalytic Red	Baghouse	Halogenated PAC Sorbent Injection	ARP, CSNOX, CSOSG2E, CSSO2G1, MATS
MI	J H Campbell	1710	3	9/5/2025	1	0	Coal	Dry bottom wall-fired	Dry Lime FGD	Low NOx Burner Technology w/ Overfire Air	Selective Catalytic Red	Baghouse	Halogenated PAC Sorbent Injection	ARP, CSNOX, CSOSG2E, CSSO2G1, MATS
MI	J H Campbell	1710	3	9/5/2025	2	0	Coal	Dry bottom wall-fired	Dry Lime FGD	Low NOx Burner Technology w/ Overfire Air	Selective Catalytic Red	Baghouse	Halogenated PAC Sorbent Injection	ARP, CSNOX, CSOSG2E, CSSO2G1, MATS
MI	J H Campbell	1710	3	9/5/2025	3	0	Coal	Dry bottom wall-fired	Dry Lime FGD	Low NOx Burner Technology w/ Overfire Air	Selective Catalytic Red	Baghouse	Halogenated PAC Sorbent Injection	ARP, CSNOX, CSOSG2E, CSSO2G1, MATS
MI	J H Campbell	1710	3	9/5/2025	4	0	Coal	Dry bottom wall-fired	Dry Lime FGD	Low NOx Burner Technology w/ Overfire Air	Selective Catalytic Red	Baghouse	Halogenated PAC Sorbent Injection	ARP, CSNOX, CSOSG2E, CSSO2G1, MATS
MI	J H Campbell	1710	3	9/5/2025	5	0	Coal	Dry bottom wall-fired	Dry Lime FGD	Low NOx Burner Technology w/ Overfire Air	Selective Catalytic Red	Baghouse	Halogenated PAC Sorbent Injection	ARP, CSNOX, CSOSG2E, CSSO2G1, MATS
MI	J H Campbell	1710	3	9/5/2025	6	0	Coal	Dry bottom wall-fired	Dry Lime FGD	Low NOx Burner Technology w/ Overfire Air	Selective Catalytic Red	Baghouse	Halogenated PAC Sorbent Injection	ARP, CSNOX, CSOSG2E, CSSO2G1, MATS
MI	J H Campbell	1710	3	9/5/2025	7	0	Coal	Dry bottom wall-fired	Dry Lime FGD	Low NOx Burner Technology w/ Overfire Air	Selective Catalytic Red	Baghouse	Halogenated PAC Sorbent Injection	ARP, CSNOX, CSOSG2E, CSSO2G1, MATS
MI	J H Campbell	1710	3	9/5/2025	8	0	Coal	Dry bottom wall-fired	Dry Lime FGD	Low NOx Burner Technology w/ Overfire Air	Selective Catalytic Red	Baghouse	Halogenated PAC Sorbent Injection	ARP, CSNOX, CSOSG2E, CSSO2G1, MATS
MI	J H Campbell	1710	3	9/5/2025	9	0	Coal	Dry bottom wall-fired	Dry Lime FGD	Low NOx Burner Technology w/ Overfire Air	Selective Catalytic Red	Baghouse	Halogenated PAC Sorbent Injection	ARP, CSNOX, CSOSG2E, CSSO2G1, MATS
MI	J H Campbell	1710	3	9/5/2025	10	0	Coal	Dry bottom wall-fired	Dry Lime FGD	Low NOx Burner Technology w/ Overfire Air	Selective Catalytic Red	Baghouse	Halogenated PAC Sorbent Injection	ARP, CSNOX, CSOSG2E, CSSO2G1, MATS
MI	J H Campbell	1710	3	9/5/2025	11	0	Coal	Dry bottom wall-fired	Dry Lime FGD	Low NOx Burner Technology w/ Overfire Air	Selective Catalytic Red	Baghouse	Halogenated PAC Sorbent Injection	ARP, CSNOX, CSOSG2E, CSSO2G1, MATS
MI	J H Campbell	1710	3	9/5/2025	12	0	Coal	Dry bottom wall-fired	Dry Lime FGD	Low NOx Burner Technology w/ Overfire Air	Selective Catalytic Red	Baghouse	Halogenated PAC Sorbent Injection	ARP, CSNOX, CSOSG2E, CSSO2G1, MATS
MI	J H Campbell	1710	3	9/5/2025	13	0	Coal	Dry bottom wall-fired	Dry Lime FGD	Low NOx Burner Technology w/ Overfire Air	Selective Catalytic Red	Baghouse	Halogenated PAC Sorbent Injection	ARP, CSNOX, CSOSG2E, CSSO2G1, MATS
MI	J H Campbell	1710	3	9/5/2025	14	0	Coal	Dry bottom wall-fired	Dry Lime FGD	Low NOx Burner Technology w/ Overfire Air	Selective Catalytic Red	Baghouse	Halogenated PAC Sorbent Injection	ARP, CSNOX, CSOSG2E, CSSO2G1, MATS
MI	J H Campbell	1710	3	9/5/2025	15	0	Coal	Dry bottom wall-fired	Dry Lime FGD	Low NOx Burner Technology w/ Overfire Air	Selective Catalytic Red	Baghouse	Halogenated PAC Sorbent Injection	ARP, CSNOX, CSOSG2E, CSSO2G1, MATS
MI	J H Campbell	1710	3	9/5/2025	16	0	Coal	Dry bottom wall-fired	Dry Lime FGD	Low NOx Burner Technology w/ Overfire Air	Selective Catalytic Red	Baghouse	Halogenated PAC Sorbent Injection	ARP, CSNOX, CSOSG2E, CSSO2G1, MATS
MI	J H Campbell	1710	3	9/5/2025	17	0	Coal	Dry bottom wall-fired	Dry Lime FGD	Low NOx Burner Technology w/ Overfire Air	Selective Catalytic Red	Baghouse	Halogenated PAC Sorbent Injection	ARP, CSNOX, CSOSG2E, CSSO2G1, MATS
MI	J H Campbell	1710	3	9/5/2025	18	0	Coal	Dry bottom wall-fired	Dry Lime FGD	Low NOx Burner Technology w/ Overfire Air	Selective Catalytic Red	Baghouse	Halogenated PAC Sorbent Injection	ARP, CSNOX, CSOSG2E, CSSO2G1, MATS
MI	J H Campbell	1710	3	9/5/2025	19	0	Coal	Dry bottom wall-fired	Dry Lime FGD	Low NOx Burner Technology w/ Overfire Air	Selective Catalytic Red	Baghouse	Halogenated PAC Sorbent Injection	ARP, CSNOX, CSOSG2E, CSSO2G1, MATS
MI	J H Campbell	1710	3	9/5/2025	20	0	Coal	Dry bottom wall-fired	Dry Lime FGD	Low NOx Burner Technology w/ Overfire Air	Selective Catalytic Red	Baghouse	Halogenated PAC Sorbent Injection	ARP, CSNOX, CSOSG2E, CSSO2G1, MATS
MI	J H Campbell	1710	3	9/5/2025	21	0	Coal	Dry bottom wall-fired	Dry Lime FGD	Low NOx Burner Technology w/ Overfire Air	Selective Catalytic Red	Baghouse	Halogenated PAC Sorbent Injection	ARP, CSNOX, CSOSG2E, CSSO2G1, MATS
MI	J H Camp

MI	J H Campbell	1710	3	9/6/2025	10	0	Coal	Dry bottom wall-fired	Dry Lime FGD	Low NOx Burner Technology w/ Overfire Air	Selective Catalytic Red	Baghouse	Halogenated PAC Sorbent Injection	ARP, CSNOX, CSOSG2E, CSSO2G1, MATS
MI	J H Campbell	1710	3	9/6/2025	11	0	Coal	Dry bottom wall-fired	Dry Lime FGD	Low NOx Burner Technology w/ Overfire Air	Selective Catalytic Red	Baghouse	Halogenated PAC Sorbent Injection	ARP, CSNOX, CSOSG2E, CSSO2G1, MATS
MI	J H Campbell	1710	3	9/6/2025	12	0	Coal	Dry bottom wall-fired	Dry Lime FGD	Low NOx Burner Technology w/ Overfire Air	Selective Catalytic Red	Baghouse	Halogenated PAC Sorbent Injection	ARP, CSNOX, CSOSG2E, CSSO2G1, MATS
MI	J H Campbell	1710	3	9/6/2025	13	0	Coal	Dry bottom wall-fired	Dry Lime FGD	Low NOx Burner Technology w/ Overfire Air	Selective Catalytic Red	Baghouse	Halogenated PAC Sorbent Injection	ARP, CSNOX, CSOSG2E, CSSO2G1, MATS
MI	J H Campbell	1710	3	9/6/2025	14	0	Coal	Dry bottom wall-fired	Dry Lime FGD	Low NOx Burner Technology w/ Overfire Air	Selective Catalytic Red	Baghouse	Halogenated PAC Sorbent Injection	ARP, CSNOX, CSOSG2E, CSSO2G1, MATS
MI	J H Campbell	1710	3	9/6/2025	15	0	Coal	Dry bottom wall-fired	Dry Lime FGD	Low NOx Burner Technology w/ Overfire Air	Selective Catalytic Red	Baghouse	Halogenated PAC Sorbent Injection	ARP, CSNOX, CSOSG2E, CSSO2G1, MATS
MI	J H Campbell	1710	3	9/6/2025	16	0	Coal	Dry bottom wall-fired	Dry Lime FGD	Low NOx Burner Technology w/ Overfire Air	Selective Catalytic Red	Baghouse	Halogenated PAC Sorbent Injection	ARP, CSNOX, CSOSG2E, CSSO2G1, MATS
MI	J H Campbell	1710	3	9/6/2025	17	0	Coal	Dry bottom wall-fired	Dry Lime FGD	Low NOx Burner Technology w/ Overfire Air	Selective Catalytic Red	Baghouse	Halogenated PAC Sorbent Injection	ARP, CSNOX, CSOSG2E, CSSO2G1, MATS
MI	J H Campbell	1710	3	9/6/2025	18	0	Coal	Dry bottom wall-fired	Dry Lime FGD	Low NOx Burner Technology w/ Overfire Air	Selective Catalytic Red	Baghouse	Halogenated PAC Sorbent Injection	ARP, CSNOX, CSOSG2E, CSSO2G1, MATS
MI	J H Campbell	1710	3	9/6/2025	19	0	Coal	Dry bottom wall-fired	Dry Lime FGD	Low NOx Burner Technology w/ Overfire Air	Selective Catalytic Red	Baghouse	Halogenated PAC Sorbent Injection	ARP, CSNOX, CSOSG2E, CSSO2G1, MATS
MI	J H Campbell	1710	3	9/6/2025	20	0	Coal	Dry bottom wall-fired	Dry Lime FGD	Low NOx Burner Technology w/ Overfire Air	Selective Catalytic Red	Baghouse	Halogenated PAC Sorbent Injection	ARP, CSNOX, CSOSG2E, CSSO2G1, MATS
MI	J H Campbell	1710	3	9/6/2025	21	0	Coal	Dry bottom wall-fired	Dry Lime FGD	Low NOx Burner Technology w/ Overfire Air	Selective Catalytic Red	Baghouse	Halogenated PAC Sorbent Injection	ARP, CSNOX, CSOSG2E, CSSO2G1, MATS
MI	J H Campbell	1710	3	9/6/2025	22	0	Coal	Dry bottom wall-fired	Dry Lime FGD	Low NOx Burner Technology w/ Overfire Air	Selective Catalytic Red	Baghouse	Halogenated PAC Sorbent Injection	ARP, CSNOX, CSOSG2E, CSSO2G1, MATS
MI	J H Campbell	1710	3	9/6/2025	23	0	Coal	Dry bottom wall-fired	Dry Lime FGD	Low NOx Burner Technology w/ Overfire Air	Selective Catalytic Red	Baghouse	Halogenated PAC Sorbent Injection	ARP, CSNOX, CSOSG2E, CSSO2G1, MATS
MI	J H Campbell	1710	3	9/7/2025	0	0	Coal	Dry bottom wall-fired	Dry Lime FGD	Low NOx Burner Technology w/ Overfire Air	Selective Catalytic Red	Baghouse	Halogenated PAC Sorbent Injection	ARP, CSNOX, CSOSG2E, CSSO2G1, MATS
MI	J H Campbell	1710	3	9/7/2025	1	0	Coal	Dry bottom wall-fired	Dry Lime FGD	Low NOx Burner Technology w/ Overfire Air	Selective Catalytic Red	Baghouse	Halogenated PAC Sorbent Injection	ARP, CSNOX, CSOSG2E, CSSO2G1, MATS
MI	J H Campbell	1710	3	9/7/2025	2	0	Coal	Dry bottom wall-fired	Dry Lime FGD	Low NOx Burner Technology w/ Overfire Air	Selective Catalytic Red	Baghouse	Halogenated PAC Sorbent Injection	ARP, CSNOX, CSOSG2E, CSSO2G1, MATS
MI	J H Campbell	1710	3	9/7/2025	3	0	Coal	Dry bottom wall-fired	Dry Lime FGD	Low NOx Burner Technology w/ Overfire Air	Selective Catalytic Red	Baghouse	Halogenated PAC Sorbent Injection	ARP, CSNOX, CSOSG2E, CSSO2G1, MATS
MI	J H Campbell	1710	3	9/7/2025	4	0	Coal	Dry bottom wall-fired	Dry Lime FGD	Low NOx Burner Technology w/ Overfire Air	Selective Catalytic Red	Baghouse	Halogenated PAC Sorbent Injection	ARP, CSNOX, CSOSG2E, CSSO2G1, MATS
MI	J H Campbell	1710	3	9/7/2025	5	0	Coal	Dry bottom wall-fired	Dry Lime FGD	Low NOx Burner Technology w/ Overfire Air	Selective Catalytic Red	Baghouse	Halogenated PAC Sorbent Injection	ARP, CSNOX, CSOSG2E, CSSO2G1, MATS
MI	J H Campbell	1710	3	9/7/2025	6	0	Coal	Dry bottom wall-fired	Dry Lime FGD	Low NOx Burner Technology w/ Overfire Air	Selective Catalytic Red	Baghouse	Halogenated PAC Sorbent Injection	ARP, CSNOX, CSOSG2E, CSSO2G1, MATS
MI	J H Campbell	1710	3	9/7/2025	7	0	Coal	Dry bottom wall-fired	Dry Lime FGD	Low NOx Burner Technology w/ Overfire Air	Selective Catalytic Red	Baghouse	Halogenated PAC Sorbent Injection	ARP, CSNOX, CSOSG2E, CSSO2G1, MATS
MI	J H Campbell	1710	3	9/7/2025	8	0	Coal	Dry bottom wall-fired	Dry Lime FGD	Low NOx Burner Technology w/ Overfire Air	Selective Catalytic Red	Baghouse	Halogenated PAC Sorbent Injection	ARP, CSNOX, CSOSG2E, CSSO2G1, MATS
MI	J H Campbell	1710	3	9/7/2025	9	0	Coal	Dry bottom wall-fired	Dry Lime FGD	Low NOx Burner Technology w/ Overfire Air	Selective Catalytic Red	Baghouse	Halogenated PAC Sorbent Injection	ARP, CSNOX, CSOSG2E, CSSO2G1, MATS
MI	J H Campbell	1710	3	9/7/2025	10	0	Coal	Dry bottom wall-fired	Dry Lime FGD	Low NOx Burner Technology w/ Overfire Air	Selective Catalytic Red	Baghouse	Halogenated PAC Sorbent Injection	ARP, CSNOX, CSOSG2E, CSSO2G1, MATS
MI	J H Campbell	1710	3	9/7/2025	11	0	Coal	Dry bottom wall-fired	Dry Lime FGD	Low NOx Burner Technology w/ Overfire Air	Selective Catalytic Red	Baghouse	Halogenated PAC Sorbent Injection	ARP, CSNOX, CSOSG2E, CSSO2G1, MATS
MI	J H Campbell	1710	3	9/7/2025	12	0	Coal	Dry bottom wall-fired	Dry Lime FGD	Low NOx Burner Technology w/ Overfire Air	Selective Catalytic Red	Baghouse	Halogenated PAC Sorbent Injection	ARP, CSNOX, CSOSG2E, CSSO2G1, MATS
MI	J H Campbell	1710	3	9/7/2025	13	0	Coal	Dry bottom wall-fired	Dry Lime FGD	Low NOx Burner Technology w/ Overfire Air	Selective Catalytic Red	Baghouse	Halogenated PAC Sorbent Injection	ARP, CSNOX, CSOSG2E, CSSO2G1, MATS
MI	J H Campbell	1710	3	9/7/2025	14	0	Coal	Dry bottom wall-fired	Dry Lime FGD	Low NOx Burner Technology w/ Overfire Air	Selective Catalytic Red	Baghouse	Halogenated PAC Sorbent Injection	ARP, CSNOX, CSOSG2E, CSSO2G1, MATS
MI	J H Campbell	1710	3	9/7/2025	15	0	Coal	Dry bottom wall-fired	Dry Lime FGD	Low NOx Burner Technology w/ Overfire Air	Selective Catalytic Red	Baghouse	Halogenated PAC Sorbent Injection	ARP, CSNOX, CSOSG2E, CSSO2G1, MATS
MI	J H Campbell	1710	3	9/7/2025	16	0	Coal	Dry bottom wall-fired	Dry Lime FGD	Low NOx Burner Technology w/ Overfire Air	Selective Catalytic Red	Baghouse	Halogenated PAC Sorbent Injection	ARP, CSNOX, CSOSG2E, CSSO2G1, MATS
MI	J H Campbell	1710	3	9/7/2025	17	0	Coal	Dry bottom wall-fired	Dry Lime FGD	Low NOx Burner Technology w/ Overfire Air	Selective Catalytic Red	Baghouse	Halogenated PAC Sorbent Injection	ARP, CSNOX, CSOSG2E, CSSO2G1, MATS
MI	J H Campbell	1710	3	9/7/2025	18	0	Coal	Dry bottom wall-fired	Dry Lime FGD	Low NOx Burner Technology w/ Overfire Air	Selective Catalytic Red	Baghouse	Halogenated PAC Sorbent Injection	ARP, CSNOX, CSOSG2E, CSSO2G1, MATS
MI	J H Campbell	1710	3	9/7/2025	19	0	Coal	Dry bottom wall-fired	Dry Lime FGD	Low NOx Burner Technology w/ Overfire Air	Selective Catalytic Red	Baghouse	Halogenated PAC Sorbent Injection	ARP, CSNOX, CSOSG2E, CSSO2G1, MATS
MI	J H Campbell	1710	3	9/7/2025	20	0	Coal	Dry bottom wall-fired	Dry Lime FGD	Low NOx Burner Technology w/ Overfire Air	Selective Catalytic Red	Baghouse	Halogenated PAC Sorbent Injection	ARP, CSNOX, CSOSG2E, CSSO2G1, MATS
MI	J H Campbell	1710	3	9/7/2025	21	0	Coal	Dry bottom wall-fired	Dry Lime FGD	Low NOx Burner Technology w/ Overfire Air	Selective Catalytic Red	Baghouse	Halogenated PAC Sorbent Injection	ARP, CSNOX, CSOSG2E, CSSO2G1, MATS
MI	J H Campbell	1710	3	9/7/2025	22	0	Coal	Dry bottom wall-fired	Dry Lime FGD	Low NOx Burner Technology w/ Overfire Air	Selective Catalytic Red	Baghouse	Halogenated PAC Sorbent Injection	ARP, CSNOX, CSOSG2E, CSSO2G1, MATS
MI	J H Campbell	1710	3	9/7/2025	23	0	Coal	Dry bottom wall-fired	Dry Lime FGD	Low NOx Burner Technology w/ Overfire Air	Selective Catalytic Red	Baghouse	Halogenated PAC Sorbent Injection	ARP, CSNOX, CSOSG2E, CSSO2G1, MATS
MI	J H Campbell	1710	3	9/8/2025	0	0	Coal	Dry bottom wall-fired	Dry Lime FGD	Low NOx Burner Technology w/ Overfire Air	Selective Catalytic Red	Baghouse	Halogenated PAC Sorbent Injection	ARP, CSNOX, CSOSG2E, CSSO2G1, MATS
MI	J H Campbell	1710	3	9/8/2025	1	0	Coal	Dry bottom wall-fired	Dry Lime FGD	Low NOx Burner Technology w/ Overfire Air	Selective Catalytic Red	Baghouse	Halogenated PAC Sorbent Injection	ARP, CSNOX, CSOSG2E, CSSO2G1, MATS
MI	J H Campbell	1710	3	9/8/2025	2	0	Coal	Dry bottom wall-fired	Dry Lime FGD	Low NOx Burner Technology w/ Overfire Air	Selective Catalytic Red	Baghouse	Halogenated PAC Sorbent Injection	ARP, CSNOX, CSOSG2E, CSSO2G1, MATS
MI	J H Campbell	1710	3	9/8/2025	3	0	Coal	Dry bottom wall-fired	Dry Lime FGD	Low NOx Burner Technology w/ Overfire Air	Selective Catalytic Red	Baghouse	Halogenated PAC Sorbent Injection	ARP, CSNOX, CSOSG2E, CSSO2G1, MATS
MI	J H Campbell	1710	3	9/8/2025	4	0	Coal	Dry bottom wall-fired	Dry Lime FGD	Low NOx Burner Technology w/ Overfire Air	Selective Catalytic Red	Baghouse	Halogenated PAC Sorbent Injection	ARP, CSNOX, CSOSG2E, CSSO2G1, MATS
MI	J H Campbell	1710	3	9/8/2025	5	0	Coal	Dry bottom wall-fired	Dry Lime FGD	Low NOx Burner Technology w/ Overfire Air	Selective Catalytic Red	Baghouse	Halogenated PAC Sorbent Injection	ARP, CSNOX, CSOSG2E, CSSO2G1, MATS
MI	J H Campbell	1710	3	9/8/2025	6	0	Coal	Dry bottom wall-fired	Dry Lime FGD	Low NOx Burner Technology w/ Overfire Air	Selective Catalytic Red	Baghouse	Halogenated PAC Sorbent Injection	ARP, CSNOX, CSOSG2E, CSSO2G1, MATS
MI	J H Campbell	1710	3	9/8/2025	7	0	Coal	Dry bottom wall-fired	Dry Lime FGD	Low NOx Burner Technology w/ Overfire Air	Selective Catalytic Red	Baghouse	Halogenated PAC Sorbent Injection	ARP, CSNOX, CSOSG2E, CSSO2G1, MATS
MI	J H Campbell	1710	3	9/8/2025	8	0	Coal	Dry bottom wall-fired	Dry Lime FGD	Low NOx Burner Technology w/ Overfire Air	Selective Catalytic Red	Baghouse	Halogenated PAC Sorbent Injection	ARP, CSNOX, CSOSG2E, CSSO2G1, MATS
MI	J H Campbell	1710	3	9/8/2025	9	0	Coal	Dry bottom wall-fired	Dry Lime FGD	Low NOx Burner Technology w/ Overfire Air	Selective Catalytic Red	Baghouse	Halogenated PAC Sorbent Injection	ARP, CSNOX, CSOSG2E, CSSO2G1, MATS
MI	J H Campbell	1710	3	9/8/2025	10	0	Coal	Dry bottom wall-fired	Dry Lime FGD	Low NOx Burner Technology w/ Overfire Air	Selective Catalytic Red	Baghouse	Halogenated PAC Sorbent Injection	ARP, CSNOX, CSOSG2E, CSSO2G1, MATS
MI	J H Campbell	1710	3	9/8/2025	11	0	Coal	Dry bottom wall-fired	Dry Lime FGD	Low NOx Burner Technology w/ Overfire Air	Selective Catalytic Red	Baghouse	Halogenated PAC Sorbent Injection	ARP, CSNOX, CSOSG2E, CSSO2G1, MATS
MI	J H Campbell	1710	3	9/8/2025	12	0	Coal	Dry bottom wall-fired	Dry Lime FGD	Low NOx Burner Technology w/ Overfire Air	Selective Catalytic Red	Baghouse	Halogenated PAC Sorbent Injection	ARP, CSNOX, CSOSG2E, CSSO2G1, MATS
MI	J H Campbell	1710	3	9/8/2025	13	0	Coal	Dry bottom wall-fired	Dry Lime FGD	Low NOx Burner Technology w/ Overfire Air	Selective Catalytic Red	Baghouse	Halogenated PAC Sorbent Injection	ARP, CSNOX, CSOSG2E, CSSO2G1, MATS
MI	J H Campbell	1710	3	9/8/2025	14	0	Coal	Dry bottom wall-fired	Dry Lime FGD	Low NOx Burner Technology w/ Overfire Air	Selective Catalytic Red	Baghouse	Halogenated PAC Sorbent Injection	ARP, CSNOX, CSOSG2E, CSSO2G1, MATS
MI	J H Campbell	1710	3	9/8/2025	15	0	Coal	Dry bottom wall-fired	Dry Lime FGD	Low NOx Burner Technology w/ Overfire Air	Selective Catalytic Red	Baghouse	Halogenated PAC Sorbent Injection	ARP, CSNOX, CSOSG2E, CSSO2G1, MATS
MI	J H Campbell	1710	3	9/8/2025	16	0	Coal	Dry bottom wall-fired	Dry Lime FGD	Low NOx Burner Technology w/ Overfire Air	Selective Catalytic Red	Baghouse	Halogenated PAC Sorbent Injection	ARP, CSNOX, CSOSG2E, CSSO2G1, MATS
MI	J H Campbell	1710	3	9/8/2025	17	0	Coal	Dry bottom wall-fired	Dry Lime FGD	Low NOx Burner Technology w/ Overfire Air	Selective Catalytic Red	Baghouse	Halogenated PAC Sorbent Injection	ARP, CSNOX, CSOSG2E, CSSO2G1, MATS
MI	J H Campbell	1710	3	9/8/2025	18	0	Coal	Dry bottom wall-fired	Dry Lime FGD	Low NOx Burner Technology w/ Overfire Air	Selective Catalytic Red	Baghouse	Halogenated PAC Sorbent Injection	ARP, CSNOX, CSOSG2E, CSSO2G1, MATS
MI	J H Campbell	1710	3	9/8/2025	19	0	Coal	Dry bottom wall-fired	Dry Lime FGD	Low NOx Burner Technology w/ Overfire Air	Selective Catalytic Red	Baghouse	Halogenated PAC Sorbent Injection	ARP, CSNOX, CSOSG2E, CSSO2G1, MATS
MI	J H Campbell	1710	3	9/8/2025	20	0	Coal	Dry bottom wall-fired	Dry Lime FGD	Low NOx Burner Technology w/ Overfire Air	Selective Catalytic Red	Baghouse	Halogenated PAC Sorbent Injection	ARP, CSNOX, CSOSG2E, CSSO2G1, MATS
MI	J H Campbell	1710	3	9/8/2025	21	0	Coal	Dry bottom wall-fired	Dry Lime FGD	Low NOx Burner Technology w/ Overfire Air	Selective Catalytic Red	Baghouse	Halogenated PAC Sorbent Injection	ARP, CSNOX, CSOSG2E, CSSO2G1, MATS
MI	J H Campbell	1710	3	9/8/2025	22	0	Coal	Dry bottom wall-fired	Dry Lime FGD	Low NOx Burner Technology w/ Overfire Air	Selective Catalytic Red	Baghouse	Halogenated PAC Sorbent Injection	ARP, CSNOX, CSOSG2E, CSSO2G1, MATS
MI	J H Campbell	1710	3	9/8/2025	23	0	Coal	Dry bottom wall-fired	Dry Lime FGD	Low NOx Burner Technology w/ Overfire Air	Selective Catalytic Red	Baghouse	Halogenated PAC Sorbent Injection	ARP, CSNOX, CSOSG2E, CSSO2G1, MATS
MI	J H Campbell	1710	3	9/9/2025	0	0	Coal	Dry bottom wall-fired	Dry Lime FGD	Low NOx Burner Technology w/ Overfire Air	Selective Catalytic Red	Baghouse	Halogenated PAC Sorbent Injection	ARP, CSNOX, CSOSG2E, CSSO2G1, MATS
MI	J H Campbell	1710	3	9/9/2025	1	0	Coal	Dry bottom wall-fired	Dry Lime FGD	Low NOx Burner Technology w/ Overfire Air	Selective Catalytic Red	Baghouse	Halogenated PAC Sorbent Injection	ARP, CSNOX, CSOSG2E, CSSO2G1, MATS
MI	J H Campbell	1710	3	9/9/2025	2	0	Coal	Dry bottom wall-fired	Dry Lime FGD	Low NOx Burner Technology w/ Overfire Air	Selective Catalytic Red	Baghouse	Halogenated PAC Sorbent Injection	ARP, CSNOX, CSOSG2E, CSSO2G1, MATS
MI	J H Campbell	1710	3	9/9/2025	3	0	Coal	Dry bottom wall-fired	Dry Lime FGD	Low NOx Burner Technology w/ Overfire Air	Selective Catalytic Red	Baghouse	Halogenated PAC Sorbent Injection	ARP, CSNOX, CSOSG2E, CSSO2G1, MATS
MI	J H Campbell	1710	3	9/9/2025	4	0	Coal	Dry bottom wall-fired	Dry Lime FGD	Low NOx Burner Technology w/ Overfire Air	Selective Catalytic Red	Baghouse	Halogenated PAC Sorbent Injection	ARP, CSNOX, CSOSG2E, CSSO2G1, MATS
MI	J H Campbell	1710	3	9/9/2025	5	0	Coal	Dry bottom wall-fired	Dry Lime FGD	Low NOx Burner Technology w/ Overfire Air	Selective Catalytic Red	Baghouse	Halogenated PAC Sorbent Injection	ARP, CSNOX, CSOSG2E, CSSO2G1, MATS
MI	J H Campbell	1710	3	9/9/2025	6	0	Coal	Dry bottom wall-fired	Dry Lime FGD	Low NOx Burner Technology w/ Overfire Air	Selective Catalytic Red	Baghouse	Halogenated PAC Sorbent Injection	ARP, CSNOX, CSOSG2E, CSSO2G1, MATS
MI	J H Campbell	1710	3	9/9/2025	7	0	Coal	Dry bottom wall-fired	Dry Lime FGD	Low NOx Burner Technology w/ Overfire Air	Selective Catalytic Red	Baghouse	Halogenated PAC Sorbent Injection	ARP, CSNOX, CSOSG2E, CSSO2G1, MATS
MI	J H Campbell	1710	3	9/9/2025	8	0	Coal	Dry bottom wall-fired	Dry Lime FGD	Low NOx Burner Technology w/ Overfire Air	Selective Catalytic Red	Baghouse	Halogenated PAC Sorbent Injection	ARP, CSNOX, CSOSG2E, CSSO2G1, MATS
MI	J H Campbell	1710	3	9/9/2025	9	0	Coal	Dry bottom wall-fired	Dry Lime FGD	Low NOx Burner Technology w/ Overfire Air	Selective Catalytic Red	Baghouse	Halogenated PAC Sorbent Injection	ARP, CSNOX, CSOSG2E, CSSO2G1, MATS
MI	J H Campbell	1710	3	9/9/2025	10	0	Coal	Dry bottom wall-fired	Dry Lime FGD	Low NOx Burner Technology w/ Overfire Air	Selective Catalytic Red	Baghouse	Halogenated PAC Sorbent Injection	ARP, CSNOX, CSOSG2E, CSSO2G1, MATS
MI	J H Campbell	1710	3	9/9/2025	11	0	Coal	Dry bottom wall-fired	Dry Lime FGD	Low NOx Burner Technology w/ Overfire Air	Selective Catalytic Red	Baghouse	Halogenated PAC Sorbent Injection	ARP, CSNOX, CSOSG2E, CSSO2G1, MATS
MI	J H Campbell	1710	3	9/9/2025	12	0	Coal	Dry bottom wall-fired	Dry Lime FGD	Low NOx Burner Technology w/ Overfire Air	Selective Catalytic Red	Baghouse	Halogenated PAC Sorbent Injection	ARP, CSNOX, CSOSG2E, CSSO2G1, MATS
MI	J H Campbell	1710	3	9/9/2025	13	0	Coal	Dry bottom wall-fired	Dry Lime FGD	Low NOx Burner Technology w/ Overfire Air	Selective Catalytic Red	Baghouse	Halogenated PAC Sorbent Injection	ARP, CSNOX, CSOSG2E, CSSO2G1, MATS
MI	J H Campbell	1710	3	9/9/2025	14	0	Coal	Dry bottom wall-fired	Dry Lime FGD	Low NOx Burner Technology w/ Overfire Air	Selective Catalytic Red	Baghouse	Halogenated PAC Sorbent Injection	ARP, CSNOX, CSOSG2E, CSSO2G1, MATS
MI	J H Campbell	1710	3	9/9/2025	15	0	Coal	Dry bottom wall-fired	Dry Lime FGD	Low NOx Burner Technology w/ Overfire Air	Selective Catalytic Red	Baghouse	Halogenated PAC Sorbent Injection	ARP, CSNOX, CSOSG2E, CSSO2G1, MATS
MI	J H Campbell	1710	3	9/9/2025	16	0	Coal	Dry bottom wall-fired	Dry Lime FGD	Low NOx Burner Technology w/ Overfire Air	Selective Catalytic Red	Baghouse	Halogenated PAC Sorbent Injection	ARP, CSNOX, CSOSG2E, CSSO2G1, MATS
MI	J H Campbell	1710	3	9/9/2025	17	0	Coal	Dry bottom wall-fired	Dry Lime FGD	Low NOx Burner Technology w/ Overfire Air	Selective Catalytic Red	Baghouse	Halogenated PAC Sorbent Injection	ARP, CSNOX, CSOSG2E, CSSO2G1, MATS
MI	J H Campbell	1710	3	9/9/2025	18	0	Coal	Dry bottom wall-fired	Dry Lime FGD	Low NOx Burner Technology w/ Overfire Air	Selective Catalytic Red	Baghouse	Halogenated PAC Sorbent Injection	ARP, CSNOX, CSOSG2E, CSSO2G1, MATS
MI	J H Campbell	1710	3	9/9/2025	19	0	Coal	Dry bottom wall-fired	Dry Lime FGD	Low NOx Burner Technology w/ Overfire Air	Selective Catalytic Red	Baghouse	Halogenated PAC Sorbent Injection	ARP, CSNOX, CSOSG2E, CSSO2G1, MATS
MI	J H Campbell	1710	3	9/9/2025	20	0	Coal	Dry bottom wall-fired	Dry Lime FGD	Low NOx Burner Technology w/ Overfire Air	Selective Catalytic Red	Baghouse	Halogenated PAC Sorbent Injection	ARP, CSNOX, CSOSG2E, CSSO2G1, MATS
MI	J H Campbell	1710	3	9/9/2025	21	0	Coal	Dry bottom wall-fired	Dry Lime FGD	Low NOx Burner Technology w/ Overfire Air	Selective Catalytic Red	Baghouse	Halogenated PAC Sorbent Injection	ARP, CSNOX, CSOSG2E, CSSO2G1, MATS
MI	J H Campbell	1710	3	9/9/2025	22	0	Coal	Dry bottom wall-fired	Dry Lime FGD	Low NOx Burner Technology w/ Overfire Air	Selective Catalytic Red	Baghouse	Halogenated PAC Sorbent Injection	ARP, CSNOX, CSOSG2E, CSSO2G1, MATS
MI	J H Campbell	1710	3	9/9/2025	23	0	Coal	Dry bottom wall-fired	Dry Lime FGD	Low NOx Burner Technology w/ Overfire Air	Selective Catalytic Red	Baghouse	Halogenated PAC Sorbent Injection	ARP, CSNOX, CSOSG2E, CSSO2G1, MATS
MI	J H Campbell	1710	3	########	0	0	Coal	Dry bottom wall-fired	Dry Lime FGD	Low NOx Burner Technology w/ Overfire Air	Selective Catalytic Red	Baghouse	Halogenated PAC Sorbent Injection	ARP, CSNOX, CSOSG2E, CSSO2G1, MATS
MI	J H Campbell	1710	3	########	1	0	Coal	Dry bottom wall-fired	Dry Lime FGD	Low NOx Burner Technology w/ Overfire Air	Selective Catalytic Red	Baghouse	Halogenated PAC Sorbent Injection	ARP, CSNOX, CSOSG2E, CSSO2G1, MATS
MI	J H Campbell	1710	3	########	2	0	Coal	Dry bottom wall-fired	Dry Lime FGD	Low NOx Burner Technology w/ Overfire Air	Selective Catalytic Red	Baghouse	Halogenated PAC Sorbent Injection	ARP, CSNOX, CSOSG2E, CSSO2G1, MATS
MI	J H Campbell	1710	3	########	3	0	Coal	Dry bottom wall-fired	Dry Lime FGD	Low NOx Burner Technology w/ Overfire Air	Selective Catalytic Red	Baghouse	Halogenated PAC Sorbent Injection	ARP, CSNOX, CSOSG2E, CSSO2G1, MATS
MI	J H Campbell	1710	3	########	4	0	Coal	Dry bottom wall-fired	Dry Lime FGD	Low NOx Burner Technology w/ Overfire Air	Selective Catalytic Red	Baghouse	Halogenated PAC Sorbent Injection	ARP, CSNOX, CSOSG2E, CSSO2G1, MATS
MI	J H Campbell	1710	3	########	5	0	Coal	Dry bottom wall-fired	Dry Lime FGD	Low NOx Burner Technology w/ Overfire Air	Selective Catalytic Red	Baghouse	Halogenated PAC Sorbent Injection	ARP, CSNOX, CSOSG2E, CSSO2G1, MATS
MI	J H Campbell	1710	3	########	6	0	Coal	Dry bottom wall-fired	Dry Lime FGD	Low NOx Burner Technology w/ Overfire Air	Selective Catalytic Red	Baghouse	Halogenated PAC Sorbent Injection	ARP, CSNOX, CSOSG2E, CSSO2G1, MATS
MI	J H Campbell	1710	3	########	7	0	Coal	Dry bottom wall-fired	Dry Lime FGD	Low NOx Burner Technology w/ Overfire Air	Selective Catalytic Red	Baghouse	Halogenated PAC Sorbent Injection	ARP, CSNOX, CSOSG2E, CSSO2G1, MATS
MI	J H Campbell	1710	3	########	8	0	Coal	Dry bottom wall-fired	Dry Lime FGD	Low NOx Burner Technology w/ Overfire Air	Selective Catalytic Red	Baghouse	Halogenated PAC Sorbent Injection	ARP, CSNOX, CSOSG2E, CSSO2G1, MATS

MI	J H Campbell	1710	3	########	9	0	Coal	Dry bottom wall-fired	Dry Lime FGD	Low NOx Burner Technology w/ Overfire Air	Selective Catalytic Red	Baghouse	Halogenated PAC Sorbent Injection	ARP, CSNOX, CSOSG2E, CSSO2G1, MATS
MI	J H Campbell	1710	3	########	10	0	Coal	Dry bottom wall-fired	Dry Lime FGD	Low NOx Burner Technology w/ Overfire Air	Selective Catalytic Red	Baghouse	Halogenated PAC Sorbent Injection	ARP, CSNOX, CSOSG2E, CSSO2G1, MATS
MI	J H Campbell	1710	3	########	11	0	Coal	Dry bottom wall-fired	Dry Lime FGD	Low NOx Burner Technology w/ Overfire Air	Selective Catalytic Red	Baghouse	Halogenated PAC Sorbent Injection	ARP, CSNOX, CSOSG2E, CSSO2G1, MATS
MI	J H Campbell	1710	3	########	12	0	Coal	Dry bottom wall-fired	Dry Lime FGD	Low NOx Burner Technology w/ Overfire Air	Selective Catalytic Red	Baghouse	Halogenated PAC Sorbent Injection	ARP, CSNOX, CSOSG2E, CSSO2G1, MATS
MI	J H Campbell	1710	3	########	13	0	Coal	Dry bottom wall-fired	Dry Lime FGD	Low NOx Burner Technology w/ Overfire Air	Selective Catalytic Red	Baghouse	Halogenated PAC Sorbent Injection	ARP, CSNOX, CSOSG2E, CSSO2G1, MATS
MI	J H Campbell	1710	3	########	14	0	Coal	Dry bottom wall-fired	Dry Lime FGD	Low NOx Burner Technology w/ Overfire Air	Selective Catalytic Red	Baghouse	Halogenated PAC Sorbent Injection	ARP, CSNOX, CSOSG2E, CSSO2G1, MATS
MI	J H Campbell	1710	3	########	15	0	Coal	Dry bottom wall-fired	Dry Lime FGD	Low NOx Burner Technology w/ Overfire Air	Selective Catalytic Red	Baghouse	Halogenated PAC Sorbent Injection	ARP, CSNOX, CSOSG2E, CSSO2G1, MATS
MI	J H Campbell	1710	3	########	16	0	Coal	Dry bottom wall-fired	Dry Lime FGD	Low NOx Burner Technology w/ Overfire Air	Selective Catalytic Red	Baghouse	Halogenated PAC Sorbent Injection	ARP, CSNOX, CSOSG2E, CSSO2G1, MATS
MI	J H Campbell	1710	3	########	17	0	Coal	Dry bottom wall-fired	Dry Lime FGD	Low NOx Burner Technology w/ Overfire Air	Selective Catalytic Red	Baghouse	Halogenated PAC Sorbent Injection	ARP, CSNOX, CSOSG2E, CSSO2G1, MATS
MI	J H Campbell	1710	3	########	18	0	Coal	Dry bottom wall-fired	Dry Lime FGD	Low NOx Burner Technology w/ Overfire Air	Selective Catalytic Red	Baghouse	Halogenated PAC Sorbent Injection	ARP, CSNOX, CSOSG2E, CSSO2G1, MATS
MI	J H Campbell	1710	3	########	19	0	Coal	Dry bottom wall-fired	Dry Lime FGD	Low NOx Burner Technology w/ Overfire Air	Selective Catalytic Red	Baghouse	Halogenated PAC Sorbent Injection	ARP, CSNOX, CSOSG2E, CSSO2G1, MATS
MI	J H Campbell	1710	3	########	20	0	Coal	Dry bottom wall-fired	Dry Lime FGD	Low NOx Burner Technology w/ Overfire Air	Selective Catalytic Red	Baghouse	Halogenated PAC Sorbent Injection	ARP, CSNOX, CSOSG2E, CSSO2G1, MATS
MI	J H Campbell	1710	3	########	21	0	Coal	Dry bottom wall-fired	Dry Lime FGD	Low NOx Burner Technology w/ Overfire Air	Selective Catalytic Red	Baghouse	Halogenated PAC Sorbent Injection	ARP, CSNOX, CSOSG2E, CSSO2G1, MATS
MI	J H Campbell	1710	3	########	22	0	Coal	Dry bottom wall-fired	Dry Lime FGD	Low NOx Burner Technology w/ Overfire Air	Selective Catalytic Red	Baghouse	Halogenated PAC Sorbent Injection	ARP, CSNOX, CSOSG2E, CSSO2G1, MATS
MI	J H Campbell	1710	3	########	23	0	Coal	Dry bottom wall-fired	Dry Lime FGD	Low NOx Burner Technology w/ Overfire Air	Selective Catalytic Red	Baghouse	Halogenated PAC Sorbent Injection	ARP, CSNOX, CSOSG2E, CSSO2G1, MATS
MI	J H Campbell	1710	3	########	0	0	Coal	Dry bottom wall-fired	Dry Lime FGD	Low NOx Burner Technology w/ Overfire Air	Selective Catalytic Red	Baghouse	Halogenated PAC Sorbent Injection	ARP, CSNOX, CSOSG2E, CSSO2G1, MATS
MI	J H Campbell	1710	3	########	1	0	Coal	Dry bottom wall-fired	Dry Lime FGD	Low NOx Burner Technology w/ Overfire Air	Selective Catalytic Red	Baghouse	Halogenated PAC Sorbent Injection	ARP, CSNOX, CSOSG2E, CSSO2G1, MATS
MI	J H Campbell	1710	3	########	2	0	Coal	Dry bottom wall-fired	Dry Lime FGD	Low NOx Burner Technology w/ Overfire Air	Selective Catalytic Red	Baghouse	Halogenated PAC Sorbent Injection	ARP, CSNOX, CSOSG2E, CSSO2G1, MATS
MI	J H Campbell	1710	3	########	3	0	Coal	Dry bottom wall-fired	Dry Lime FGD	Low NOx Burner Technology w/ Overfire Air	Selective Catalytic Red	Baghouse	Halogenated PAC Sorbent Injection	ARP, CSNOX, CSOSG2E, CSSO2G1, MATS
MI	J H Campbell	1710	3	########	4	0	Coal	Dry bottom wall-fired	Dry Lime FGD	Low NOx Burner Technology w/ Overfire Air	Selective Catalytic Red	Baghouse	Halogenated PAC Sorbent Injection	ARP, CSNOX, CSOSG2E, CSSO2G1, MATS
MI	J H Campbell	1710	3	########	5	0	Coal	Dry bottom wall-fired	Dry Lime FGD	Low NOx Burner Technology w/ Overfire Air	Selective Catalytic Red	Baghouse	Halogenated PAC Sorbent Injection	ARP, CSNOX, CSOSG2E, CSSO2G1, MATS
MI	J H Campbell	1710	3	########	6	0	Coal	Dry bottom wall-fired	Dry Lime FGD	Low NOx Burner Technology w/ Overfire Air	Selective Catalytic Red	Baghouse	Halogenated PAC Sorbent Injection	ARP, CSNOX, CSOSG2E, CSSO2G1, MATS
MI	J H Campbell	1710	3	########	7	0	Coal	Dry bottom wall-fired	Dry Lime FGD	Low NOx Burner Technology w/ Overfire Air	Selective Catalytic Red	Baghouse	Halogenated PAC Sorbent Injection	ARP, CSNOX, CSOSG2E, CSSO2G1, MATS
MI	J H Campbell	1710	3	########	8	0	Coal	Dry bottom wall-fired	Dry Lime FGD	Low NOx Burner Technology w/ Overfire Air	Selective Catalytic Red	Baghouse	Halogenated PAC Sorbent Injection	ARP, CSNOX, CSOSG2E, CSSO2G1, MATS
MI	J H Campbell	1710	3	########	9	0	Coal	Dry bottom wall-fired	Dry Lime FGD	Low NOx Burner Technology w/ Overfire Air	Selective Catalytic Red	Baghouse	Halogenated PAC Sorbent Injection	ARP, CSNOX, CSOSG2E, CSSO2G1, MATS
MI	J H Campbell	1710	3	########	10	0	Coal	Dry bottom wall-fired	Dry Lime FGD	Low NOx Burner Technology w/ Overfire Air	Selective Catalytic Red	Baghouse	Halogenated PAC Sorbent Injection	ARP, CSNOX, CSOSG2E, CSSO2G1, MATS
MI	J H Campbell	1710	3	########	11	0	Coal	Dry bottom wall-fired	Dry Lime FGD	Low NOx Burner Technology w/ Overfire Air	Selective Catalytic Red	Baghouse	Halogenated PAC Sorbent Injection	ARP, CSNOX, CSOSG2E, CSSO2G1, MATS
MI	J H Campbell	1710	3	########	12	0	Coal	Dry bottom wall-fired	Dry Lime FGD	Low NOx Burner Technology w/ Overfire Air	Selective Catalytic Red	Baghouse	Halogenated PAC Sorbent Injection	ARP, CSNOX, CSOSG2E, CSSO2G1, MATS
MI	J H Campbell	1710	3	########	13	0	Coal	Dry bottom wall-fired	Dry Lime FGD	Low NOx Burner Technology w/ Overfire Air	Selective Catalytic Red	Baghouse	Halogenated PAC Sorbent Injection	ARP, CSNOX, CSOSG2E, CSSO2G1, MATS
MI	J H Campbell	1710	3	########	14	0	Coal	Dry bottom wall-fired	Dry Lime FGD	Low NOx Burner Technology w/ Overfire Air	Selective Catalytic Red	Baghouse	Halogenated PAC Sorbent Injection	ARP, CSNOX, CSOSG2E, CSSO2G1, MATS
MI	J H Campbell	1710	3	########	15	0	Coal	Dry bottom wall-fired	Dry Lime FGD	Low NOx Burner Technology w/ Overfire Air	Selective Catalytic Red	Baghouse	Halogenated PAC Sorbent Injection	ARP, CSNOX, CSOSG2E, CSSO2G1, MATS
MI	J H Campbell	1710	3	########	16	0	Coal	Dry bottom wall-fired	Dry Lime FGD	Low NOx Burner Technology w/ Overfire Air	Selective Catalytic Red	Baghouse	Halogenated PAC Sorbent Injection	ARP, CSNOX, CSOSG2E, CSSO2G1, MATS
MI	J H Campbell	1710	3	########	17	0	Coal	Dry bottom wall-fired	Dry Lime FGD	Low NOx Burner Technology w/ Overfire Air	Selective Catalytic Red	Baghouse	Halogenated PAC Sorbent Injection	ARP, CSNOX, CSOSG2E, CSSO2G1, MATS
MI	J H Campbell	1710	3	########	18	0	Coal	Dry bottom wall-fired	Dry Lime FGD	Low NOx Burner Technology w/ Overfire Air	Selective Catalytic Red	Baghouse	Halogenated PAC Sorbent Injection	ARP, CSNOX, CSOSG2E, CSSO2G1, MATS
MI	J H Campbell	1710	3	########	19	0	Coal	Dry bottom wall-fired	Dry Lime FGD	Low NOx Burner Technology w/ Overfire Air	Selective Catalytic Red	Baghouse	Halogenated PAC Sorbent Injection	ARP, CSNOX, CSOSG2E, CSSO2G1, MATS
MI	J H Campbell	1710	3	########	20	0	Coal	Dry bottom wall-fired	Dry Lime FGD	Low NOx Burner Technology w/ Overfire Air	Selective Catalytic Red	Baghouse	Halogenated PAC Sorbent Injection	ARP, CSNOX, CSOSG2E, CSSO2G1, MATS
MI	J H Campbell	1710	3	########	21	0	Coal	Dry bottom wall-fired	Dry Lime FGD	Low NOx Burner Technology w/ Overfire Air	Selective Catalytic Red	Baghouse	Halogenated PAC Sorbent Injection	ARP, CSNOX, CSOSG2E, CSSO2G1, MATS
MI	J H Campbell	1710	3	########	22	0	Coal	Dry bottom wall-fired	Dry Lime FGD	Low NOx Burner Technology w/ Overfire Air	Selective Catalytic Red	Baghouse	Halogenated PAC Sorbent Injection	ARP, CSNOX, CSOSG2E, CSSO2G1, MATS
MI	J H Campbell	1710	3	########	23	0	Coal	Dry bottom wall-fired	Dry Lime FGD	Low NOx Burner Technology w/ Overfire Air	Selective Catalytic Red	Baghouse	Halogenated PAC Sorbent Injection	ARP, CSNOX, CSOSG2E, CSSO2G1, MATS
MI	J H Campbell	1710	3	########	0	0	Coal	Dry bottom wall-fired	Dry Lime FGD	Low NOx Burner Technology w/ Overfire Air	Selective Catalytic Red	Baghouse	Halogenated PAC Sorbent Injection	ARP, CSNOX, CSOSG2E, CSSO2G1, MATS
MI	J H Campbell	1710	3	########	1	0	Coal	Dry bottom wall-fired	Dry Lime FGD	Low NOx Burner Technology w/ Overfire Air	Selective Catalytic Red	Baghouse	Halogenated PAC Sorbent Injection	ARP, CSNOX, CSOSG2E, CSSO2G1, MATS
MI	J H Campbell	1710	3	########	2	0	Coal	Dry bottom wall-fired	Dry Lime FGD	Low NOx Burner Technology w/ Overfire Air	Selective Catalytic Red	Baghouse	Halogenated PAC Sorbent Injection	ARP, CSNOX, CSOSG2E, CSSO2G1, MATS
MI	J H Campbell	1710	3	########	3	0	Coal	Dry bottom wall-fired	Dry Lime FGD	Low NOx Burner Technology w/ Overfire Air	Selective Catalytic Red	Baghouse	Halogenated PAC Sorbent Injection	ARP, CSNOX, CSOSG2E, CSSO2G1, MATS
MI	J H Campbell	1710	3	########	4	0	Coal	Dry bottom wall-fired	Dry Lime FGD	Low NOx Burner Technology w/ Overfire Air	Selective Catalytic Red	Baghouse	Halogenated PAC Sorbent Injection	ARP, CSNOX, CSOSG2E, CSSO2G1, MATS
MI	J H Campbell	1710	3	########	5	0	Coal	Dry bottom wall-fired	Dry Lime FGD	Low NOx Burner Technology w/ Overfire Air	Selective Catalytic Red	Baghouse	Halogenated PAC Sorbent Injection	ARP, CSNOX, CSOSG2E, CSSO2G1, MATS
MI	J H Campbell	1710	3	########	6	0	Coal	Dry bottom wall-fired	Dry Lime FGD	Low NOx Burner Technology w/ Overfire Air	Selective Catalytic Red	Baghouse	Halogenated PAC Sorbent Injection	ARP, CSNOX, CSOSG2E, CSSO2G1, MATS
MI	J H Campbell	1710	3	########	7	0	Coal	Dry bottom wall-fired	Dry Lime FGD	Low NOx Burner Technology w/ Overfire Air	Selective Catalytic Red	Baghouse	Halogenated PAC Sorbent Injection	ARP, CSNOX, CSOSG2E, CSSO2G1, MATS
MI	J H Campbell	1710	3	########	8	0	Coal	Dry bottom wall-fired	Dry Lime FGD	Low NOx Burner Technology w/ Overfire Air	Selective Catalytic Red	Baghouse	Halogenated PAC Sorbent Injection	ARP, CSNOX, CSOSG2E, CSSO2G1, MATS
MI	J H Campbell	1710	3	########	9	0	Coal	Dry bottom wall-fired	Dry Lime FGD	Low NOx Burner Technology w/ Overfire Air	Selective Catalytic Red	Baghouse	Halogenated PAC Sorbent Injection	ARP, CSNOX, CSOSG2E, CSSO2G1, MATS
MI	J H Campbell	1710	3	########	10	0	Coal	Dry bottom wall-fired	Dry Lime FGD	Low NOx Burner Technology w/ Overfire Air	Selective Catalytic Red	Baghouse	Halogenated PAC Sorbent Injection	ARP, CSNOX, CSOSG2E, CSSO2G1, MATS
MI	J H Campbell	1710	3	########	11	0	Coal	Dry bottom wall-fired	Dry Lime FGD	Low NOx Burner Technology w/ Overfire Air	Selective Catalytic Red	Baghouse	Halogenated PAC Sorbent Injection	ARP, CSNOX, CSOSG2E, CSSO2G1, MATS
MI	J H Campbell	1710	3	########	12	0	Coal	Dry bottom wall-fired	Dry Lime FGD	Low NOx Burner Technology w/ Overfire Air	Selective Catalytic Red	Baghouse	Halogenated PAC Sorbent Injection	ARP, CSNOX, CSOSG2E, CSSO2G1, MATS
MI	J H Campbell	1710	3	########	13	0	Coal	Dry bottom wall-fired	Dry Lime FGD	Low NOx Burner Technology w/ Overfire Air	Selective Catalytic Red	Baghouse	Halogenated PAC Sorbent Injection	ARP, CSNOX, CSOSG2E, CSSO2G1, MATS
MI	J H Campbell	1710	3	########	14	0	Coal	Dry bottom wall-fired	Dry Lime FGD	Low NOx Burner Technology w/ Overfire Air	Selective Catalytic Red	Baghouse	Halogenated PAC Sorbent Injection	ARP, CSNOX, CSOSG2E, CSSO2G1, MATS
MI	J H Campbell	1710	3	########	15	0	Coal	Dry bottom wall-fired	Dry Lime FGD	Low NOx Burner Technology w/ Overfire Air	Selective Catalytic Red	Baghouse	Halogenated PAC Sorbent Injection	ARP, CSNOX, CSOSG2E, CSSO2G1, MATS
MI	J H Campbell	1710	3	########	16	0	Coal	Dry bottom wall-fired	Dry Lime FGD	Low NOx Burner Technology w/ Overfire Air	Selective Catalytic Red	Baghouse	Halogenated PAC Sorbent Injection	ARP, CSNOX, CSOSG2E, CSSO2G1, MATS
MI	J H Campbell	1710	3	########	17	0	Coal	Dry bottom wall-fired	Dry Lime FGD	Low NOx Burner Technology w/ Overfire Air	Selective Catalytic Red	Baghouse	Halogenated PAC Sorbent Injection	ARP, CSNOX, CSOSG2E, CSSO2G1, MATS
MI	J H Campbell	1710	3	########	18	0	Coal	Dry bottom wall-fired	Dry Lime FGD	Low NOx Burner Technology w/ Overfire Air	Selective Catalytic Red	Baghouse	Halogenated PAC Sorbent Injection	ARP, CSNOX, CSOSG2E, CSSO2G1, MATS
MI	J H Campbell	1710	3	########	19	0	Coal	Dry bottom wall-fired	Dry Lime FGD	Low NOx Burner Technology w/ Overfire Air	Selective Catalytic Red	Baghouse	Halogenated PAC Sorbent Injection	ARP, CSNOX, CSOSG2E, CSSO2G1, MATS
MI	J H Campbell	1710	3	########	20	0	Coal	Dry bottom wall-fired	Dry Lime FGD	Low NOx Burner Technology w/ Overfire Air	Selective Catalytic Red	Baghouse	Halogenated PAC Sorbent Injection	ARP, CSNOX, CSOSG2E, CSSO2G1, MATS
MI	J H Campbell	1710	3	########	21	0	Coal	Dry bottom wall-fired	Dry Lime FGD	Low NOx Burner Technology w/ Overfire Air	Selective Catalytic Red	Baghouse	Halogenated PAC Sorbent Injection	ARP, CSNOX, CSOSG2E, CSSO2G1, MATS
MI	J H Campbell	1710	3	########	22	0	Coal	Dry bottom wall-fired	Dry Lime FGD	Low NOx Burner Technology w/ Overfire Air	Selective Catalytic Red	Baghouse	Halogenated PAC Sorbent Injection	ARP, CSNOX, CSOSG2E, CSSO2G1, MATS
MI	J H Campbell	1710	3	########	23	0	Coal	Dry bottom wall-fired	Dry Lime FGD	Low NOx Burner Technology w/ Overfire Air	Selective Catalytic Red	Baghouse	Halogenated PAC Sorbent Injection	ARP, CSNOX, CSOSG2E, CSSO2G1, MATS
MI	J H Campbell	1710	3	########	0	0	Coal	Dry bottom wall-fired	Dry Lime FGD	Low NOx Burner Technology w/ Overfire Air	Selective Catalytic Red	Baghouse	Halogenated PAC Sorbent Injection	ARP, CSNOX, CSOSG2E, CSSO2G1, MATS
MI	J H Campbell	1710	3	########	1	0	Coal	Dry bottom wall-fired	Dry Lime FGD	Low NOx Burner Technology w/ Overfire Air	Selective Catalytic Red	Baghouse	Halogenated PAC Sorbent Injection	ARP, CSNOX, CSOSG2E, CSSO2G1, MATS
MI	J H Campbell	1710	3	########	2	0	Coal	Dry bottom wall-fired	Dry Lime FGD	Low NOx Burner Technology w/ Overfire Air	Selective Catalytic Red	Baghouse	Halogenated PAC Sorbent Injection	ARP, CSNOX, CSOSG2E, CSSO2G1, MATS
MI	J H Campbell	1710	3	########	3	0	Coal	Dry bottom wall-fired	Dry Lime FGD	Low NOx Burner Technology w/ Overfire Air	Selective Catalytic Red	Baghouse	Halogenated PAC Sorbent Injection	ARP, CSNOX, CSOSG2E, CSSO2G1, MATS
MI	J H Campbell	1710	3	########	4	0	Coal	Dry bottom wall-fired	Dry Lime FGD	Low NOx Burner Technology w/ Overfire Air	Selective Catalytic Red	Baghouse	Halogenated PAC Sorbent Injection	ARP, CSNOX, CSOSG2E, CSSO2G1, MATS
MI	J H Campbell	1710	3	########	5	0	Coal	Dry bottom wall-fired	Dry Lime FGD	Low NOx Burner Technology w/ Overfire Air	Selective Catalytic Red	Baghouse	Halogenated PAC Sorbent Injection	ARP, CSNOX, CSOSG2E, CSSO2G1, MATS
MI	J H Campbell	1710	3	########	6	0	Coal	Dry bottom wall-fired	Dry Lime FGD	Low NOx Burner Technology w/ Overfire Air	Selective Catalytic Red	Baghouse	Halogenated PAC Sorbent Injection	ARP, CSNOX, CSOSG2E, CSSO2G1, MATS
MI	J H Campbell	1710	3	########	7	0	Coal	Dry bottom wall-fired	Dry Lime FGD	Low NOx Burner Technology w/ Overfire Air	Selective Catalytic Red	Baghouse	Halogenated PAC Sorbent Injection	ARP, CSNOX, CSOSG2E, CSSO2G1, MATS

MI	J H Campbell	1710	3	########	8	0	Coal	Dry bottom wall-fired	Dry Lime FGD	Low NOx Burner Technology w/ Overfire Air	Selective Catalytic Red	Baghouse	Halogenated PAC Sorbent Injection	ARP, CSNOX, CSOSG2E, CSSO2G1, MATS
MI	J H Campbell	1710	3	########	9	0	Coal	Dry bottom wall-fired	Dry Lime FGD	Low NOx Burner Technology w/ Overfire Air	Selective Catalytic Red	Baghouse	Halogenated PAC Sorbent Injection	ARP, CSNOX, CSOSG2E, CSSO2G1, MATS
MI	J H Campbell	1710	3	########	10	0	Coal	Dry bottom wall-fired	Dry Lime FGD	Low NOx Burner Technology w/ Overfire Air	Selective Catalytic Red	Baghouse	Halogenated PAC Sorbent Injection	ARP, CSNOX, CSOSG2E, CSSO2G1, MATS
MI	J H Campbell	1710	3	########	11	0	Coal	Dry bottom wall-fired	Dry Lime FGD	Low NOx Burner Technology w/ Overfire Air	Selective Catalytic Red	Baghouse	Halogenated PAC Sorbent Injection	ARP, CSNOX, CSOSG2E, CSSO2G1, MATS
MI	J H Campbell	1710	3	########	12	0	Coal	Dry bottom wall-fired	Dry Lime FGD	Low NOx Burner Technology w/ Overfire Air	Selective Catalytic Red	Baghouse	Halogenated PAC Sorbent Injection	ARP, CSNOX, CSOSG2E, CSSO2G1, MATS
MI	J H Campbell	1710	3	########	13	0	Coal	Dry bottom wall-fired	Dry Lime FGD	Low NOx Burner Technology w/ Overfire Air	Selective Catalytic Red	Baghouse	Halogenated PAC Sorbent Injection	ARP, CSNOX, CSOSG2E, CSSO2G1, MATS
MI	J H Campbell	1710	3	########	14	0	Coal	Dry bottom wall-fired	Dry Lime FGD	Low NOx Burner Technology w/ Overfire Air	Selective Catalytic Red	Baghouse	Halogenated PAC Sorbent Injection	ARP, CSNOX, CSOSG2E, CSSO2G1, MATS
MI	J H Campbell	1710	3	########	15	0	Coal	Dry bottom wall-fired	Dry Lime FGD	Low NOx Burner Technology w/ Overfire Air	Selective Catalytic Red	Baghouse	Halogenated PAC Sorbent Injection	ARP, CSNOX, CSOSG2E, CSSO2G1, MATS
MI	J H Campbell	1710	3	########	16	0	Coal	Dry bottom wall-fired	Dry Lime FGD	Low NOx Burner Technology w/ Overfire Air	Selective Catalytic Red	Baghouse	Halogenated PAC Sorbent Injection	ARP, CSNOX, CSOSG2E, CSSO2G1, MATS
MI	J H Campbell	1710	3	########	17	0	Coal	Dry bottom wall-fired	Dry Lime FGD	Low NOx Burner Technology w/ Overfire Air	Selective Catalytic Red	Baghouse	Halogenated PAC Sorbent Injection	ARP, CSNOX, CSOSG2E, CSSO2G1, MATS
MI	J H Campbell	1710	3	########	18	0	Coal	Dry bottom wall-fired	Dry Lime FGD	Low NOx Burner Technology w/ Overfire Air	Selective Catalytic Red	Baghouse	Halogenated PAC Sorbent Injection	ARP, CSNOX, CSOSG2E, CSSO2G1, MATS
MI	J H Campbell	1710	3	########	19	0	Coal	Dry bottom wall-fired	Dry Lime FGD	Low NOx Burner Technology w/ Overfire Air	Selective Catalytic Red	Baghouse	Halogenated PAC Sorbent Injection	ARP, CSNOX, CSOSG2E, CSSO2G1, MATS
MI	J H Campbell	1710	3	########	20	0	Coal	Dry bottom wall-fired	Dry Lime FGD	Low NOx Burner Technology w/ Overfire Air	Selective Catalytic Red	Baghouse	Halogenated PAC Sorbent Injection	ARP, CSNOX, CSOSG2E, CSSO2G1, MATS
MI	J H Campbell	1710	3	########	21	0	Coal	Dry bottom wall-fired	Dry Lime FGD	Low NOx Burner Technology w/ Overfire Air	Selective Catalytic Red	Baghouse	Halogenated PAC Sorbent Injection	ARP, CSNOX, CSOSG2E, CSSO2G1, MATS
MI	J H Campbell	1710	3	########	22	0	Coal	Dry bottom wall-fired	Dry Lime FGD	Low NOx Burner Technology w/ Overfire Air	Selective Catalytic Red	Baghouse	Halogenated PAC Sorbent Injection	ARP, CSNOX, CSOSG2E, CSSO2G1, MATS
MI	J H Campbell	1710	3	########	23	0	Coal	Dry bottom wall-fired	Dry Lime FGD	Low NOx Burner Technology w/ Overfire Air	Selective Catalytic Red	Baghouse	Halogenated PAC Sorbent Injection	ARP, CSNOX, CSOSG2E, CSSO2G1, MATS
MI	J H Campbell	1710	3	########	0	0	Coal	Dry bottom wall-fired	Dry Lime FGD	Low NOx Burner Technology w/ Overfire Air	Selective Catalytic Red	Baghouse	Halogenated PAC Sorbent Injection	ARP, CSNOX, CSOSG2E, CSSO2G1, MATS
MI	J H Campbell	1710	3	########	1	0	Coal	Dry bottom wall-fired	Dry Lime FGD	Low NOx Burner Technology w/ Overfire Air	Selective Catalytic Red	Baghouse	Halogenated PAC Sorbent Injection	ARP, CSNOX, CSOSG2E, CSSO2G1, MATS
MI	J H Campbell	1710	3	########	2	0	Coal	Dry bottom wall-fired	Dry Lime FGD	Low NOx Burner Technology w/ Overfire Air	Selective Catalytic Red	Baghouse	Halogenated PAC Sorbent Injection	ARP, CSNOX, CSOSG2E, CSSO2G1, MATS
MI	J H Campbell	1710	3	########	3	0	Coal	Dry bottom wall-fired	Dry Lime FGD	Low NOx Burner Technology w/ Overfire Air	Selective Catalytic Red	Baghouse	Halogenated PAC Sorbent Injection	ARP, CSNOX, CSOSG2E, CSSO2G1, MATS
MI	J H Campbell	1710	3	########	4	0	Coal	Dry bottom wall-fired	Dry Lime FGD	Low NOx Burner Technology w/ Overfire Air	Selective Catalytic Red	Baghouse	Halogenated PAC Sorbent Injection	ARP, CSNOX, CSOSG2E, CSSO2G1, MATS
MI	J H Campbell	1710	3	########	5	0	Coal	Dry bottom wall-fired	Dry Lime FGD	Low NOx Burner Technology w/ Overfire Air	Selective Catalytic Red	Baghouse	Halogenated PAC Sorbent Injection	ARP, CSNOX, CSOSG2E, CSSO2G1, MATS
MI	J H Campbell	1710	3	########	6	0	Coal	Dry bottom wall-fired	Dry Lime FGD	Low NOx Burner Technology w/ Overfire Air	Selective Catalytic Red	Baghouse	Halogenated PAC Sorbent Injection	ARP, CSNOX, CSOSG2E, CSSO2G1, MATS
MI	J H Campbell	1710	3	########	7	0	Coal	Dry bottom wall-fired	Dry Lime FGD	Low NOx Burner Technology w/ Overfire Air	Selective Catalytic Red	Baghouse	Halogenated PAC Sorbent Injection	ARP, CSNOX, CSOSG2E, CSSO2G1, MATS
MI	J H Campbell	1710	3	########	8	0	Coal	Dry bottom wall-fired	Dry Lime FGD	Low NOx Burner Technology w/ Overfire Air	Selective Catalytic Red	Baghouse	Halogenated PAC Sorbent Injection	ARP, CSNOX, CSOSG2E, CSSO2G1, MATS
MI	J H Campbell	1710	3	########	9	0	Coal	Dry bottom wall-fired	Dry Lime FGD	Low NOx Burner Technology w/ Overfire Air	Selective Catalytic Red	Baghouse	Halogenated PAC Sorbent Injection	ARP, CSNOX, CSOSG2E, CSSO2G1, MATS
MI	J H Campbell	1710	3	########	10	0	Coal	Dry bottom wall-fired	Dry Lime FGD	Low NOx Burner Technology w/ Overfire Air	Selective Catalytic Red	Baghouse	Halogenated PAC Sorbent Injection	ARP, CSNOX, CSOSG2E, CSSO2G1, MATS
MI	J H Campbell	1710	3	########	11	0	Coal	Dry bottom wall-fired	Dry Lime FGD	Low NOx Burner Technology w/ Overfire Air	Selective Catalytic Red	Baghouse	Halogenated PAC Sorbent Injection	ARP, CSNOX, CSOSG2E, CSSO2G1, MATS
MI	J H Campbell	1710	3	########	12	0	Coal	Dry bottom wall-fired	Dry Lime FGD	Low NOx Burner Technology w/ Overfire Air	Selective Catalytic Red	Baghouse	Halogenated PAC Sorbent Injection	ARP, CSNOX, CSOSG2E, CSSO2G1, MATS
MI	J H Campbell	1710	3	########	13	0	Coal	Dry bottom wall-fired	Dry Lime FGD	Low NOx Burner Technology w/ Overfire Air	Selective Catalytic Red	Baghouse	Halogenated PAC Sorbent Injection	ARP, CSNOX, CSOSG2E, CSSO2G1, MATS
MI	J H Campbell	1710	3	########	14	0	Coal	Dry bottom wall-fired	Dry Lime FGD	Low NOx Burner Technology w/ Overfire Air	Selective Catalytic Red	Baghouse	Halogenated PAC Sorbent Injection	ARP, CSNOX, CSOSG2E, CSSO2G1, MATS
MI	J H Campbell	1710	3	########	15	0	Coal	Dry bottom wall-fired	Dry Lime FGD	Low NOx Burner Technology w/ Overfire Air	Selective Catalytic Red	Baghouse	Halogenated PAC Sorbent Injection	ARP, CSNOX, CSOSG2E, CSSO2G1, MATS
MI	J H Campbell	1710	3	########	16	0	Coal	Dry bottom wall-fired	Dry Lime FGD	Low NOx Burner Technology w/ Overfire Air	Selective Catalytic Red	Baghouse	Halogenated PAC Sorbent Injection	ARP, CSNOX, CSOSG2E, CSSO2G1, MATS
MI	J H Campbell	1710	3	########	17	0	Coal	Dry bottom wall-fired	Dry Lime FGD	Low NOx Burner Technology w/ Overfire Air	Selective Catalytic Red	Baghouse	Halogenated PAC Sorbent Injection	ARP, CSNOX, CSOSG2E, CSSO2G1, MATS
MI	J H Campbell	1710	3	########	18	0	Coal	Dry bottom wall-fired	Dry Lime FGD	Low NOx Burner Technology w/ Overfire Air	Selective Catalytic Red	Baghouse	Halogenated PAC Sorbent Injection	ARP, CSNOX, CSOSG2E, CSSO2G1, MATS
MI	J H Campbell	1710	3	########	19	0	Coal	Dry bottom wall-fired	Dry Lime FGD	Low NOx Burner Technology w/ Overfire Air	Selective Catalytic Red	Baghouse	Halogenated PAC Sorbent Injection	ARP, CSNOX, CSOSG2E, CSSO2G1, MATS
MI	J H Campbell	1710	3	########	20	0	Coal	Dry bottom wall-fired	Dry Lime FGD	Low NOx Burner Technology w/ Overfire Air	Selective Catalytic Red	Baghouse	Halogenated PAC Sorbent Injection	ARP, CSNOX, CSOSG2E, CSSO2G1, MATS
MI	J H Campbell	1710	3	########	21	0	Coal	Dry bottom wall-fired	Dry Lime FGD	Low NOx Burner Technology w/ Overfire Air	Selective Catalytic Red	Baghouse	Halogenated PAC Sorbent Injection	ARP, CSNOX, CSOSG2E, CSSO2G1, MATS
MI	J H Campbell	1710	3	########	22	0	Coal	Dry bottom wall-fired	Dry Lime FGD	Low NOx Burner Technology w/ Overfire Air	Selective Catalytic Red	Baghouse	Halogenated PAC Sorbent Injection	ARP, CSNOX, CSOSG2E, CSSO2G1, MATS
MI	J H Campbell	1710	3	########	23	0	Coal	Dry bottom wall-fired	Dry Lime FGD	Low NOx Burner Technology w/ Overfire Air	Selective Catalytic Red	Baghouse	Halogenated PAC Sorbent Injection	ARP, CSNOX, CSOSG2E, CSSO2G1, MATS
MI	J H Campbell	1710	3	########	0	0	Coal	Dry bottom wall-fired	Dry Lime FGD	Low NOx Burner Technology w/ Overfire Air	Selective Catalytic Red	Baghouse	Halogenated PAC Sorbent Injection	ARP, CSNOX, CSOSG2E, CSSO2G1, MATS
MI	J H Campbell	1710	3	########	1	0	Coal	Dry bottom wall-fired	Dry Lime FGD	Low NOx Burner Technology w/ Overfire Air	Selective Catalytic Red	Baghouse	Halogenated PAC Sorbent Injection	ARP, CSNOX, CSOSG2E, CSSO2G1, MATS
MI	J H Campbell	1710	3	########	2	0	Coal	Dry bottom wall-fired	Dry Lime FGD	Low NOx Burner Technology w/ Overfire Air	Selective Catalytic Red	Baghouse	Halogenated PAC Sorbent Injection	ARP, CSNOX, CSOSG2E, CSSO2G1, MATS
MI	J H Campbell	1710	3	########	3	0	Coal	Dry bottom wall-fired	Dry Lime FGD	Low NOx Burner Technology w/ Overfire Air	Selective Catalytic Red	Baghouse	Halogenated PAC Sorbent Injection	ARP, CSNOX, CSOSG2E, CSSO2G1, MATS
MI	J H Campbell	1710	3	########	4	0	Coal	Dry bottom wall-fired	Dry Lime FGD	Low NOx Burner Technology w/ Overfire Air	Selective Catalytic Red	Baghouse	Halogenated PAC Sorbent Injection	ARP, CSNOX, CSOSG2E, CSSO2G1, MATS
MI	J H Campbell	1710	3	########	5	0	Coal	Dry bottom wall-fired	Dry Lime FGD	Low NOx Burner Technology w/ Overfire Air	Selective Catalytic Red	Baghouse	Halogenated PAC Sorbent Injection	ARP, CSNOX, CSOSG2E, CSSO2G1, MATS
MI	J H Campbell	1710	3	########	6	0	Coal	Dry bottom wall-fired	Dry Lime FGD	Low NOx Burner Technology w/ Overfire Air	Selective Catalytic Red	Baghouse	Halogenated PAC Sorbent Injection	ARP, CSNOX, CSOSG2E, CSSO2G1, MATS
MI	J H Campbell	1710	3	########	7	0	Coal	Dry bottom wall-fired	Dry Lime FGD	Low NOx Burner Technology w/ Overfire Air	Selective Catalytic Red	Baghouse	Halogenated PAC Sorbent Injection	ARP, CSNOX, CSOSG2E, CSSO2G1, MATS
MI	J H Campbell	1710	3	########	8	0	Coal	Dry bottom wall-fired	Dry Lime FGD	Low NOx Burner Technology w/ Overfire Air	Selective Catalytic Red	Baghouse	Halogenated PAC Sorbent Injection	ARP, CSNOX, CSOSG2E, CSSO2G1, MATS
MI	J H Campbell	1710	3	########	9	0	Coal	Dry bottom wall-fired	Dry Lime FGD	Low NOx Burner Technology w/ Overfire Air	Selective Catalytic Red	Baghouse	Halogenated PAC Sorbent Injection	ARP, CSNOX, CSOSG2E, CSSO2G1, MATS
MI	J H Campbell	1710	3	########	10	0	Coal	Dry bottom wall-fired	Dry Lime FGD	Low NOx Burner Technology w/ Overfire Air	Selective Catalytic Red	Baghouse	Halogenated PAC Sorbent Injection	ARP, CSNOX, CSOSG2E, CSSO2G1, MATS
MI	J H Campbell	1710	3	########	11	0	Coal	Dry bottom wall-fired	Dry Lime FGD	Low NOx Burner Technology w/ Overfire Air	Selective Catalytic Red	Baghouse	Halogenated PAC Sorbent Injection	ARP, CSNOX, CSOSG2E, CSSO2G1, MATS
MI	J H Campbell	1710	3	########	12	0	Coal	Dry bottom wall-fired	Dry Lime FGD	Low NOx Burner Technology w/ Overfire Air	Selective Catalytic Red	Baghouse	Halogenated PAC Sorbent Injection	ARP, CSNOX, CSOSG2E, CSSO2G1, MATS
MI	J H Campbell	1710	3	########	13	0	Coal	Dry bottom wall-fired	Dry Lime FGD	Low NOx Burner Technology w/ Overfire Air	Selective Catalytic Red	Baghouse	Halogenated PAC Sorbent Injection	ARP, CSNOX, CSOSG2E, CSSO2G1, MATS
MI	J H Campbell	1710	3	########	14	0	Coal	Dry bottom wall-fired	Dry Lime FGD	Low NOx Burner Technology w/ Overfire Air	Selective Catalytic Red	Baghouse	Halogenated PAC Sorbent Injection	ARP, CSNOX, CSOSG2E, CSSO2G1, MATS
MI	J H Campbell	1710	3	########	15	0	Coal	Dry bottom wall-fired	Dry Lime FGD	Low NOx Burner Technology w/ Overfire Air	Selective Catalytic Red	Baghouse	Halogenated PAC Sorbent Injection	ARP, CSNOX, CSOSG2E, CSSO2G1, MATS
MI	J H Campbell	1710	3	########	16	0	Coal	Dry bottom wall-fired	Dry Lime FGD	Low NOx Burner Technology w/ Overfire Air	Selective Catalytic Red	Baghouse	Halogenated PAC Sorbent Injection	ARP, CSNOX, CSOSG2E, CSSO2G1, MATS
MI	J H Campbell	1710	3	########	17	0	Coal	Dry bottom wall-fired	Dry Lime FGD	Low NOx Burner Technology w/ Overfire Air	Selective Catalytic Red	Baghouse	Halogenated PAC Sorbent Injection	ARP, CSNOX, CSOSG2E, CSSO2G1, MATS
MI	J H Campbell	1710	3	########	18	0	Coal	Dry bottom wall-fired	Dry Lime FGD	Low NOx Burner Technology w/ Overfire Air	Selective Catalytic Red	Baghouse	Halogenated PAC Sorbent Injection	ARP, CSNOX, CSOSG2E, CSSO2G1, MATS
MI	J H Campbell	1710	3	########	19	0	Coal	Dry bottom wall-fired	Dry Lime FGD	Low NOx Burner Technology w/ Overfire Air	Selective Catalytic Red	Baghouse	Halogenated PAC Sorbent Injection	ARP, CSNOX, CSOSG2E, CSSO2G1, MATS
MI	J H Campbell	1710	3	########	20	0	Coal	Dry bottom wall-fired	Dry Lime FGD	Low NOx Burner Technology w/ Overfire Air	Selective Catalytic Red	Baghouse	Halogenated PAC Sorbent Injection	ARP, CSNOX, CSOSG2E, CSSO2G1, MATS
MI	J H Campbell	1710	3	########	21	0	Coal	Dry bottom wall-fired	Dry Lime FGD	Low NOx Burner Technology w/ Overfire Air	Selective Catalytic Red	Baghouse	Halogenated PAC Sorbent Injection	ARP, CSNOX, CSOSG2E, CSSO2G1, MATS
MI	J H Campbell	1710	3	########	22	0	Coal	Dry bottom wall-fired	Dry Lime FGD	Low NOx Burner Technology w/ Overfire Air	Selective Catalytic Red	Baghouse	Halogenated PAC Sorbent Injection	ARP, CSNOX, CSOSG2E, CSSO2G1, MATS
MI	J H Campbell	1710	3	########	23	0	Coal	Dry bottom wall-fired	Dry Lime FGD	Low NOx Burner Technology w/ Overfire Air	Selective Catalytic Red	Baghouse	Halogenated PAC Sorbent Injection	ARP, CSNOX, CSOSG2E, CSSO2G1, MATS
MI	J H Campbell	1710	3	########	0	0	Coal	Dry bottom wall-fired	Dry Lime FGD	Low NOx Burner Technology w/ Overfire Air	Selective Catalytic Red	Baghouse	Halogenated PAC Sorbent Injection	ARP, CSNOX, CSOSG2E, CSSO2G1, MATS
MI	J H Campbell	1710	3	########	1	0	Coal	Dry bottom wall-fired	Dry Lime FGD	Low NOx Burner Technology w/ Overfire Air	Selective Catalytic Red	Baghouse	Halogenated PAC Sorbent Injection	ARP, CSNOX, CSOSG2E, CSSO2G1, MATS
MI	J H Campbell	1710	3	########	2	0	Coal	Dry bottom wall-fired	Dry Lime FGD	Low NOx Burner Technology w/ Overfire Air	Selective Catalytic Red	Baghouse	Halogenated PAC Sorbent Injection	ARP, CSNOX, CSOSG2E, CSSO2G1, MATS
MI	J H Campbell	1710	3	########	3	0	Coal	Dry bottom wall-fired	Dry Lime FGD	Low NOx Burner Technology w/ Overfire Air	Selective Catalytic Red	Baghouse	Halogenated PAC Sorbent Injection	ARP, CSNOX, CSOSG2E, CSSO2G1, MATS
MI	J H Campbell	1710	3	########	4	0	Coal	Dry bottom wall-fired	Dry Lime FGD	Low NOx Burner Technology w/ Overfire Air	Selective Catalytic Red	Baghouse	Halogenated PAC Sorbent Injection	ARP, CSNOX, CSOSG2E, CSSO2G1, MATS
MI	J H Campbell	1710	3	########	5	0	Coal	Dry bottom wall-fired	Dry Lime FGD	Low NOx Burner Technology w/ Overfire Air	Selective Catalytic Red	Baghouse	Halogenated PAC Sorbent Injection	ARP, CSNOX, CSOSG2E, CSSO2G1, MATS
MI	J H Campbell	1710	3	########	6	0	Coal	Dry bottom wall-fired	Dry Lime FGD	Low NOx Burner Technology w/ Overfire Air	Selective Catalytic Red	Baghouse	Halogenated PAC Sorbent Injection	ARP, CSNOX, CSOSG2E, CSSO2G1, MATS

| | | |

MI	J H Campbell	1710	3	########	6	1	544	715.1	Measured	0.121	Calculated	621	Measured	0.105	Calculated	230.9	Measured	0.039	Measured	5921.4	Measured	Coal	Dry bottom wall-fired	Dry Lime FGD	Low NOx Burner Technology w/ Overfire Air	Selective Catalytic Red	Baghouse	Halogenated PAC Sorbent Injection	ARP, CSNOX, CSOSG2E, CSSO2G1, MATS
MI	J H Campbell	1710	3	########	7	1	544	888.1	Measured	0.149	Calculated	627.1	Measured	0.105	Calculated	233.2	Measured	0.039	Measured	5979.5	Measured	Coal	Dry bottom wall-fired	Dry Lime FGD	Low NOx Burner Technology w/ Overfire Air	Selective Catalytic Red	Baghouse	Halogenated PAC Sorbent Injection	ARP, CSNOX, CSOSG2E, CSSO2G1, MATS
MI	J H Campbell	1710	3	########	8	1	544	709.2	Measured	0.119	Calculated	624.7	Measured	0.105	Calculated	232.3	Measured	0.039	Measured	5956.1	Measured	Coal	Dry bottom wall-fired	Dry Lime FGD	Low NOx Burner Technology w/ Overfire Air	Selective Catalytic Red	Baghouse	Halogenated PAC Sorbent Injection	ARP, CSNOX, CSOSG2E, CSSO2G1, MATS
MI	J H Campbell	1710	3	########	9	1	545	578.1	Measured	0.097	Calculated	625	Measured	0.105	Calculated	244.3	Measured	0.041	Measured	5959.1	Measured	Coal	Dry bottom wall-fired	Dry Lime FGD	Low NOx Burner Technology w/ Overfire Air	Selective Catalytic Red	Baghouse	Halogenated PAC Sorbent Injection	ARP, CSNOX, CSOSG2E, CSSO2G1, MATS
MI	J H Campbell	1710	3	########	10	1	544	559.3	Measured	0.094	Calculated	621	Measured	0.105	Calculated	219.1	Measured	0.037	Measured	5920.6	Measured	Coal	Dry bottom wall-fired	Dry Lime FGD	Low NOx Burner Technology w/ Overfire Air	Selective Catalytic Red	Baghouse	Halogenated PAC Sorbent Injection	ARP, CSNOX, CSOSG2E, CSSO2G1, MATS
MI	J H Campbell	1710	3	########	11	1	544	538.4	Measured	0.091	Calculated	620.1	Measured	0.105	Calculated	224.7	Measured	0.038	Measured	5912.2	Measured	Coal	Dry bottom wall-fired	Dry Lime FGD	Low NOx Burner Technology w/ Overfire Air	Selective Catalytic Red	Baghouse	Halogenated PAC Sorbent Injection	ARP, CSNOX, CSOSG2E, CSSO2G1, MATS
MI	J H Campbell	1710	3	########	12	1	544	519.4	Measured	0.088	Calculated	621.3	Measured	0.105	Calculated	213.3	Measured	0.036	Measured	5924.3	Measured	Coal	Dry bottom wall-fired	Dry Lime FGD	Low NOx Burner Technology w/ Overfire Air	Selective Catalytic Red	Baghouse	Halogenated PAC Sorbent Injection	ARP, CSNOX, CSOSG2E, CSSO2G1, MATS
MI	J H Campbell	1710	3	########	13	1	545	570.4	Measured	0.096	Calculated	620.4	Measured	0.105	Calculated	218.9	Measured	0.037	Measured	5915.1	Measured	Coal	Dry bottom wall-fired	Dry Lime FGD	Low NOx Burner Technology w/ Overfire Air	Selective Catalytic Red	Baghouse	Halogenated PAC Sorbent Injection	ARP, CSNOX, CSOSG2E, CSSO2G1, MATS
MI	J H Campbell	1710	3	########	14	1	544	511.2	Measured	0.086	Calculated	623.5	Measured	0.105	Calculated	220	Measured	0.037	Measured	5945.3	Measured	Coal	Dry bottom wall-fired	Dry Lime FGD	Low NOx Burner Technology w/ Overfire Air	Selective Catalytic Red	Baghouse	Halogenated PAC Sorbent Injection	ARP, CSNOX, CSOSG2E, CSSO2G1, MATS
MI	J H Campbell	1710	3	########	15	1	544	574.5	Measured	0.097	Calculated	621.2	Measured	0.105	Calculated	225.1	Measured	0.038	Measured	5922.7	Measured	Coal	Dry bottom wall-fired	Dry Lime FGD	Low NOx Burner Technology w/ Overfire Air	Selective Catalytic Red	Baghouse	Halogenated PAC Sorbent Injection	ARP, CSNOX, CSOSG2E, CSSO2G1, MATS
MI	J H Campbell	1710	3	########	16	1	543	595.1	Measured	0.101	Calculated	618.2	Measured	0.105	Calculated	224	Measured	0.038	Measured	5894.6	Measured	Coal	Dry bottom wall-fired	Dry Lime FGD	Low NOx Burner Technology w/ Overfire Air	Selective Catalytic Red	Baghouse	Halogenated PAC Sorbent Injection	ARP, CSNOX, CSOSG2E, CSSO2G1, MATS
MI	J H Campbell	1710	3	########	17	1	544	400.6	Measured	0.068	Calculated	621.7	Measured	0.105	Calculated	219.3	Measured	0.037	Measured	5927.3	Measured	Coal	Dry bottom wall-fired	Dry Lime FGD	Low NOx Burner Technology w/ Overfire Air	Selective Catalytic Red	Baghouse	Halogenated PAC Sorbent Injection	ARP, CSNOX, CSOSG2E, CSSO2G1, MATS
MI	J H Campbell	1710	3	########	18	1	544	326.4	Measured	0.055	Calculated	620.8	Measured	0.105	Calculated	219	Measured	0.037	Measured	5918.7	Measured	Coal	Dry bottom wall-fired	Dry Lime FGD	Low NOx Burner Technology w/ Overfire Air	Selective Catalytic Red	Baghouse	Halogenated PAC Sorbent Injection	ARP, CSNOX, CSOSG2E, CSSO2G1, MATS
MI	J H Campbell	1710	3	########	19	1	543	411.5	Measured	0.07	Calculated	617.8	Measured	0.105	Calculated	206.2	Measured	0.035	Measured	5890.5	Measured	Coal	Dry bottom wall-fired	Dry Lime FGD	Low NOx Burner Technology w/ Overfire Air	Selective Catalytic Red	Baghouse	Halogenated PAC Sorbent Injection	ARP, CSNOX, CSOSG2E, CSSO2G1, MATS
MI	J H Campbell	1710	3	########	20	1	544	337.2	Measured	0.058	Calculated	613.4	Measured	0.105	Calculated	216.4	Measured	0.037	Measured	5848.1	Measured	Coal	Dry bottom wall-fired	Dry Lime FGD	Low NOx Burner Technology w/ Overfire Air	Selective Catalytic Red	Baghouse	Halogenated PAC Sorbent Injection	ARP, CSNOX, CSOSG2E, CSSO2G1, MATS
MI	J H Campbell	1710	3	########	21	1	543	353.2	Measured	0.06	Calculated	615.1	Measured	0.105	Calculated	211.1	Measured	0.036	Measured	5864.4	Measured	Coal	Dry bottom wall-fired	Dry Lime FGD	Low NOx Burner Technology w/ Overfire Air	Selective Catalytic Red	Baghouse	Halogenated PAC Sorbent Injection	ARP, CSNOX, CSOSG2E, CSSO2G1, MATS
MI	J H Campbell	1710	3	########	22	1	544	472.9	Measured	0.08	Calculated	617.5	Measured	0.105	Calculated	217.8	Measured	0.037	Measured	5887.8	Measured	Coal	Dry bottom wall-fired	Dry Lime FGD	Low NOx Burner Technology w/ Overfire Air	Selective Catalytic Red	Baghouse	Halogenated PAC Sorbent Injection	ARP, CSNOX, CSOSG2E, CSSO2G1, MATS
MI	J H Campbell	1710	3	########	23	1	544	490.8	Measured	0.083	Calculated	617	Measured	0.105	Calculated	229.4	Measured	0.039	Measured	5883.1	Measured	Coal	Dry bottom wall-fired	Dry Lime FGD	Low NOx Burner Technology w/ Overfire Air	Selective Catalytic Red	Baghouse	Halogenated PAC Sorbent Injection	ARP, CSNOX, CSOSG2E, CSSO2G1, MATS
MI	J H Campbell	1710	3	########	0	1	545	464.2	Measured	0.079	Calculated	617	Measured	0.105	Calculated	223.6	Measured	0.038	Measured	5883.2	Measured	Coal	Dry bottom wall-fired	Dry Lime FGD	Low NOx Burner Technology w/ Overfire Air	Selective Catalytic Red	Baghouse	Halogenated PAC Sorbent Injection	ARP, CSNOX, CSOSG2E, CSSO2G1, MATS
MI	J H Campbell	1710	3	########	1	1	543	490.3	Measured	0.084	Calculated	614.3	Measured	0.105	Calculated	222.6	Measured	0.038	Measured	5857	Measured	Coal	Dry bottom wall-fired	Dry Lime FGD	Low NOx Burner Technology w/ Overfire Air	Selective Catalytic Red	Baghouse	Halogenated PAC Sorbent Injection	ARP, CSNOX, CSOSG2E, CSSO2G1, MATS
MI	J H Campbell	1710	3	########	2	1	545	478.1	Measured	0.081	Calculated	617.8	Measured	0.105	Calculated	218	Measured	0.037	Measured	5890.7	Measured	Coal	Dry bottom wall-fired	Dry Lime FGD	Low NOx Burner Technology w/ Overfire Air	Selective Catalytic Red	Baghouse	Halogenated PAC Sorbent Injection	ARP, CSNOX, CSOSG2E, CSSO2G1, MATS
MI	J H Campbell	1710	3	########	3	1	545	491.6	Measured	0.083	Calculated	622.1	Measured	0.105	Calculated	231.3	Measured	0.039	Measured	5932	Measured	Coal	Dry bottom wall-fired	Dry Lime FGD	Low NOx Burner Technology w/ Overfire Air	Selective Catalytic Red	Baghouse	Halogenated PAC Sorbent Injection	ARP, CSNOX, CSOSG2E, CSSO2G1, MATS
MI	J H Campbell	1710	3	########	4	1	543	486.3	Measured	0.083	Calculated	617.6	Measured	0.105	Calculated	229.6	Measured	0.039	Measured	5888.3	Measured	Coal	Dry bottom wall-fired	Dry Lime FGD	Low NOx Burner Technology w/ Overfire Air	Selective Catalytic Red	Baghouse	Halogenated PAC Sorbent Injection	ARP, CSNOX, CSOSG2E, CSSO2G1, MATS
MI	J H Campbell	1710	3	########	5	1	543	412.1	Measured	0.07	Calculated	615.5	Measured	0.105	Calculated	234.7	Measured	0.04	Measured	5868.5	Measured	Coal	Dry bottom wall-fired	Dry Lime FGD	Low NOx Burner Technology w/ Overfire Air	Selective Catalytic Red	Baghouse	Halogenated PAC Sorbent Injection	ARP, CSNOX, CSOSG2E, CSSO2G1, MATS
MI	J H Campbell	1710	3	########	6	1	544	176.8	Measured	0.03	Calculated	624.3	Measured	0.105	Calculated	220.2	Measured	0.037	Measured	5952.1	Measured	Coal	Dry bottom wall-fired	Dry Lime FGD	Low NOx Burner Technology w/ Overfire Air	Selective Catalytic Red	Baghouse	Halogenated PAC Sorbent Injection	ARP, CSNOX, CSOSG2E, CSSO2G1, MATS
MI	J H Campbell	1710	3	########	7	1	545	97.6	Measured	0.016	Calculated	629.7	Measured	0.105	Calculated	222.2	Measured	0.037	Measured	6004.1	Measured	Coal	Dry bottom wall-fired	Dry Lime FGD	Low NOx Burner Technology w/ Overfire Air	Selective Catalytic Red	Baghouse	Halogenated PAC Sorbent Injection	ARP, CSNOX, CSOSG2E, CSSO2G1, MATS
MI	J H Campbell	1710	3	########	8	1	545	142.8	Measured	0.024	Calculated	630.4	Measured	0.105	Calculated	234.4	Measured	0.039	Measured	6010.6	Measured	Coal	Dry bottom wall-fired	Dry Lime FGD	Low NOx Burner Technology w/ Overfire Air	Selective Catalytic Red	Baghouse	Halogenated PAC Sorbent Injection	ARP, CSNOX, CSOSG2E, CSSO2G1, MATS
MI	J H Campbell	1710	3	########	9	1	546	102.1	Measured	0.017	Calculated	631	Measured	0.105	Calculated	228.6	Measured	0.038	Measured	6016.6	Measured	Coal	Dry bottom wall-fired	Dry Lime FGD	Low NOx Burner Technology w/ Overfire Air	Selective Catalytic Red	Baghouse	Halogenated PAC Sorbent Injection	ARP, CSNOX, CSOSG2E, CSSO2G1, MATS
MI	J H Campbell	1710	3	########	10	1	545	139.6	Measured	0.023	Calculated	631.4	Measured	0.105	Calculated	234.8	Measured	0.039	Measured	6019.9	Measured	Coal	Dry bottom wall-fired	Dry Lime FGD	Low NOx Burner Technology w/ Overfire Air	Selective Catalytic Red	Baghouse	Halogenated PAC Sorbent Injection	ARP, CSNOX, CSOSG2E, CSSO2G1, MATS
MI	J H Campbell	1710	3	########	11	1	544	160.8	Measured	0.027	Calculated	634.5	Measured	0.105	Calculated	235.9	Measured	0.039	Measured	6049.9	Measured	Coal	Dry bottom wall-fired	Dry Lime FGD	Low NOx Burner Technology w/ Overfire Air	Selective Catalytic Red	Baghouse	Halogenated PAC Sorbent Injection	ARP, CSNOX, CSOSG2E, CSSO2G1, MATS
MI	J H Campbell	1710	3	########	12	1	545	135.7	Measured	0.022	Calculated	636.8	Measured	0.105	Calculated	242.9	Measured	0.04	Measured	6071.5	Measured	Coal	Dry bottom wall-fired	Dry Lime FGD	Low NOx Burner Technology w/ Overfire Air	Selective Catalytic Red	Baghouse	Halogenated PAC Sorbent Injection	ARP, CSNOX, CSOSG2E, CSSO2G1, MATS
MI	J H Campbell	1710	3	########	13	1	545	94.8	Measured	0.016	Calculated	633.3	Measured	0.105	Calculated	247.6	Measured	0.041	Measured	6037.9	Measured	Coal	Dry bottom wall-fired	Dry Lime FGD	Low NOx Burner Technology w/ Overfire Air	Selective Catalytic Red	Baghouse	Halogenated PAC Sorbent Injection	ARP, CSNOX, CSOSG2E, CSSO2G1, MATS
MI	J H Campbell	1710	3	########	14	1	546	101.6	Measured	0.017	Calculated	632.9	Measured	0.105	Calculated	241.4	Measured	0.04	Measured	6034.4	Measured	Coal	Dry bottom wall-fired	Dry Lime FGD	Low NOx Burner Technology w/ Overfire Air	Selective Catalytic Red	Baghouse	Halogenated PAC Sorbent Injection	ARP, CSNOX, CSOSG2E, CSSO2G1, MATS
MI	J H Campbell	1710	3	########	15	1	545	106.9	Measured	0.018	Calculated	633.6	Measured	0.105	Calculated	247.7	Measured	0.041	Measured	6040.9	Measured	Coal	Dry bottom wall-fired	Dry Lime FGD	Low NOx Burner Technology w/ Overfire Air	Selective Catalytic Red	Baghouse	Halogenated PAC Sorbent Injection	ARP, CSNOX, CSOSG2E, CSSO2G1, MATS
MI	J H Campbell	1710	3	########	16	1	545	119	Measured	0.02	Calculated	627.5	Measured	0.105	Calculated	239.3	Measured	0.04	Measured	5983.1	Measured	Coal	Dry bottom wall-fired	Dry Lime FGD	Low NOx Burner Technology w/ Overfire Air	Selective Catalytic Red	Baghouse	Halogenated PAC Sorbent Injection	ARP, CSNOX, CSOSG2E, CSSO2G1, MATS
MI	J H Campbell	1710	3	########	17	1	546	104.2	Measured	0.017	Calculated	627.3	Measured	0.105	Calculated	245.2	Measured	0.041	Measured	5981.5	Measured	Coal	Dry bottom wall-fired	Dry Lime FGD	Low NOx Burner Technology w/ Overfire Air	Selective Catalytic Red	Baghouse	Halogenated PAC Sorbent Injection	ARP, CSNOX, CSOSG2E, CSSO2G1, MATS
MI	J H Campbell	1710	3	########	18	1	546	84.1	Measured	0.014	Calculated	636.6	Measured	0.105	Calculated	242.8	Measured	0.04	Measured	6069.4	Measured	Coal	Dry bottom wall-fired	Dry Lime FGD	Low NOx Burner Technology w/ Overfire Air	Selective Catalytic Red	Baghouse	Halogenated PAC Sorbent Injection	ARP, CSNOX, CSOSG2E, CSSO2G1, MATS
MI	J H Campbell	1710	3	########	19	1	545	60.4	Measured	0.01	Calculated	633.6	Measured	0.105	Calculated	253.7	Measured	0.042	Measured	6041.4	Measured	Coal	Dry bottom wall-fired	Dry Lime FGD	Low NOx Burner Technology w/ Overfire Air	Selective Catalytic Red	Baghouse	Halogenated PAC Sorbent Injection	ARP, CSNOX, CSOSG2E, CSSO2G1, MATS
MI	J H Campbell	1710	3	########	20	1	545	55.3	Measured	0.009	Calculated	640.8	Measured	0.105	Calculated	250.5	Measured	0.041	Measured	6109.9	Measured	Coal	Dry bottom wall-fired	Dry Lime FGD	Low NOx Burner Technology w/ Overfire Air	Selective Catalytic Red	Baghouse	Halogenated PAC Sorbent Injection	ARP, CSNOX, CSOSG2E, CSSO2G1, MATS
MI	J H Campbell	1710	3	########	21	1	546	48.6	Measured	0.008	Calculated	637.6	Measured	0.105	Calculated	255.3	Measured	0.042	Measured	6079.4	Measured	Coal	Dry bottom wall-fired	Dry Lime FGD	Low NOx Burner Technology w/ Overfire Air	Selective Catalytic Red	Baghouse	Halogenated PAC Sorbent Injection	ARP, CSNOX, CSOSG2E, CSSO2G1, MATS
MI	J H Campbell	1710	3	########	22	1	545	45.1	Measured	0.007	Calculated	637.9	Measured	0.105	Calculated	249.4	Measured	0.041	Measured	6082.1	Measured	Coal	Dry bottom wall-fired	Dry Lime FGD	Low NOx Burner Technology w/ Overfire Air	Selective Catalytic Red	Baghouse	Halogenated PAC Sorbent Injection	ARP, CSNOX, CSOSG2E, CSSO2G1, MATS
MI	J H Campbell	1710	3	########	23	1	546	45.1	Measured	0.007	Calculated	637.3	Measured	0.105	Calculated	249.1	Measured	0.041	Measured	6076.4	Measured	Coal	Dry bottom wall-fired	Dry Lime FGD	Low NOx Burner Technology w/ Overfire Air	Selective Catalytic Red	Baghouse	Halogenated PAC Sorbent Injection	ARP, CSNOX, CSOSG2E, CSSO2G1, MATS
MI	J H Campbell	1710	3	########	0	1	545	41.9	Measured	0.007	Calculated	634.9	Measured	0.105	Calculated	248.2	Measured	0.041	Measured	6053.2	Measured	Coal	Dry bottom wall-fired	Dry Lime FGD	Low NOx Burner Technology w/ Overfire Air	Selective Catalytic Red	Baghouse	Halogenated PAC Sorbent Injection	ARP, CSNOX, CSOSG2E, CSSO2G1, MATS
MI	J H Campbell	1710	3	########	1	1	545	36.5	Measured	0.006	Calculated	638	Measured	0.105	Calculated	249.4	Measured	0.041	Measured	6082.8	Measured	Coal	Dry bottom wall-fired	Dry Lime FGD	Low NOx Burner Technology w/ Overfire Air	Selective Catalytic Red	Baghouse	Halogenated PAC Sorbent Injection	ARP, CSNOX, CSOSG2E, CSSO2G1, MATS
MI	J H Campbell	1710	3	########	2	1	546	36.4	Measured	0.006	Calculated	643	Measured	0.105	Calculated	245.2	Measured	0.04	Measured	6130.8	Measured	Coal	Dry bottom wall-fired	Dry Lime FGD	Low NOx Burner Technology w/ Overfire Air	Selective Catalytic Red	Baghouse	Halogenated PAC Sorbent Injection	ARP, CSNOX, CSOSG2E, CSSO2G1, MATS
MI	J H Campbell	1710	3	########	3	1	546	46.9	Measured	0.008	Calculated	643.5	Measured	0.105	Calculated	245.4	Measured	0.04	Measured	6136	Measured	Coal	Dry bottom wall-fired	Dry Lime FGD	Low NOx Burner Technology w/ Overfire Air	Selective Catalytic Red	Baghouse	Halogenated PAC Sorbent Injection	ARP, CSNOX, CSOSG2E, CSSO2G1, MATS
MI	J H Campbell	1710	3	########	4	1	545	55.5	Measured	0.009	Calculated	642.9	Measured	0.105	Calculated	251.3	Measured	0.041	Measured	6130.1	Measured	Coal	Dry bottom wall-fired	Dry Lime FGD	Low NOx Burner Technology w/ Overfire Air	Selective Catalytic Red	Baghouse	Halogenated PAC Sorbent Injection	ARP, CSNOX, CSOSG2E, CSSO2G1, MATS
MI	J H Campbell	1710	3	########	5	1	545	61	Measured	0.01	Calculated	640.3	Measured	0.105	Calculated	250.3	Measured	0.041	Measured	6105.2	Measured	Coal	Dry bottom wall-fired	Dry Lime FGD	Low NOx Burner Technology w/ Overfire Air	Selective Catalytic Red	Baghouse	Halogenated PAC Sorbent Injection	ARP, CSNOX, CSOSG2E, CSSO2G1, MATS
MI	J H Campbell	1710	3	########	6	1	546	61	Measured	0.01	Calculated	651.8	Measured	0.105	Calculated	236.2	Measured	0.038	Measured	6214.5	Measured	Coal	Dry bottom wall-fired	Dry Lime FGD	Low NOx Burner Technology w/ Overfire Air	Selective Catalytic Red	Baghouse	Halogenated PAC Sorbent Injection	ARP, CSNOX, CSOSG2E, CSSO2G1, MATS
MI	J H Campbell	1710	3	########	7	1	592	121.7	Measured	0.018	Calculated	709.3	Measured	0.105	Calculated	324.6	Measured	0.048	Measured	6762.8	Measured	Coal	Dry bottom wall-fired	Dry Lime FGD	Low NOx Burner Technology w/ Overfire Air	Selective Catalytic Red	Baghouse	Halogenated PAC Sorbent Injection	ARP, CSNOX, CSOSG2E, CSSO2G1, MATS
MI	J H Campbell	1710	3	########	8	1	628	74.3	Measured	0.01	Calculated	745.7	Measured	0.105	Calculated	362.6	Measured	0.051	Measured	7110.1	Measured	Coal	Dry bottom wall-fired	Dry Lime FGD	Low NOx Burner Technology w/ Overfire Air	Selective Catalytic Red	Baghouse	Halogenated PAC Sorbent Injection	ARP, CSNOX, CSOSG2E, CSSO2G1, MATS
MI	J H Campbell	1710	3	########	9	1	626	66.4	Measured	0.009	Calculated	742.6	Measured	0.105	Calculated	368.2	Measured	0.052	Measured	7080.1	Measured	Coal	Dry bottom wall-fired	Dry Lime FGD	Low NOx Burner Technology w/ Overfire Air	Selective Catalytic Red	Baghouse	Halogenated PAC Sorbent Injection	ARP, CSNOX, CSOSG2E, CSSO2G1, MATS
MI	J H Campbell	1710	3	########	10	1	627	102.4	Measured	0.014	Calculated	742.5	Measured	0.105	Calculated	382.3	Measured	0.054	Measured	7079.6	Measured	Coal	Dry bottom wall-fired	Dry Lime FGD	Low NOx Burner Technology w/ Overfire Air	Selective Catalytic Red	Baghouse	Halogenated PAC Sorbent Injection	ARP, CSNOX, CSOSG2E, CSSO2G1, MATS
MI	J H Campbell	1710	3	########	11	1	626	62.5	Measured	0.009	Calculated	741.7	Measured	0.105	Calculated	396	Measured	0.056	Measured	7071.8	Measured	Coal	Dry bottom wall-fired	Dry Lime FGD	Low NOx Burner Technology w/ Overfire Air	Selective Catalytic Red	Baghouse	Halogenated PAC Sorbent Injection	ARP, CSNOX, CSOSG2E, CSSO2G1, MATS
MI	J H Campbell	1710	3	########	12	1	628	80.2	Measured	0.011	Calculated	741.3	Measured	0.105	Calculated	367.5	Measured	0.052	Measured	7068.2	Measured	Coal	Dry bottom wall-fired	Dry Lime FGD	Low NOx Burner Technology w/ Overfire Air	Selective Catalytic Red	Baghouse	Halogenated PAC Sorbent Injection	ARP, CSNOX, CSOSG2E, CSSO2G1, MATS
MI	J H Campbell	1710	3	########	13	1	627	144.7	Measured	0.021	Calculated	738.6	Measured	0.105	Calculated	366.2	Measured	0.052	Measured	7042	Measured	Coal	Dry bottom wall-fired	Dry Lime FGD	Low NOx Burner Technology w/ Overfire Air	Selective Catalytic Red	Baghouse	Halogenated PAC Sorbent Injection	ARP, CSNOX, CSOSG2E, CSSO2G1, MATS
MI	J H Campbell	1710	3	########	14	1	627	53.2	Measured	0.008	Calculated	737.3	Measured	0.105	Calculated	358.5	Measured	0.051	Measured	7030.2	Measured	Coal	Dry bottom wall-fired	Dry Lime FGD	Low NOx Burner Technology w/ Overfire Air	Selective Catalytic Red	Baghouse	Halogenated PAC Sorbent Injection	ARP, CSNOX, CSOSG2E, CSSO2G1, MATS
MI	J H Campbell	1710	3	########	15	1	627	13.3	Measured	0.002	Calculated	721.8	Measured	0.105	Calculated	289.1	Measured	0.042	Measured	6882.4	Measured	Coal	Dry bottom wall-fired	Dry Lime FGD	Low NOx Burner Technology w/ Overfire Air	Selective Catalytic Red	Baghouse	Halogenated PAC Sorbent Injection	ARP, CSNOX, CSOSG2E, CSSO2G1, MATS
MI	J H Campbell	1710	3	########	16	1	628	11.4	Measured	0.002	Calculated	722.3	Measured	0.105	Calculated	261.7	Measured	0.038	Measured	6886.5	Measured	Coal	Dry bottom wall-fired	Dry Lime FGD	Low NOx Burner Technology w/ Overfire Air	Selective Catalytic Red	Baghouse	Halogenated PAC Sorbent Injection	ARP, CSNOX, CSOSG2E, CSSO2G1, MATS
MI	J H Campbell	1710	3	########	17	1	627	9.4	Measured	0.001	Calculated	718	Measured	0.105	Calculated	267	Measured	0.039	Measured	6845.5	Measured	Coal	Dry bottom wall-fired	Dry Lime FGD	Low NOx Burner Technology w/ Overfire Air	Selective Catalytic Red	Baghouse	Halogenated PAC Sorbent Injection	ARP, CSNOX, CSOSG2E, CSSO2G1, MATS
MI	J H Campbell	1710	3	########	18	1	627	11.3	Measured	0.002	Calculated	718.3	Measured	0.105	Calculated	232.9	Measured	0.034	Measured	6848.9	Measured	Coal	Dry bottom wall-fired	Dry Lime FGD	Low NOx Burner Technology w/ Overfire Air	Selective Catalytic Red	Baghouse	Halogenated PAC Sorbent Injection	ARP, CSNOX, CSOSG2E, CSSO2G1, MATS
MI	J H Campbell	1710	3	########	19	1	627	65.9	Measured	0.01	Calculated	717.7	Measured	0.105	Calculated	219	Measured	0.032	Measured	6842.6	Measured	Coal	Dry bottom wall-fired	Dry Lime FGD	Low NOx Burner Technology w/ Overfire Air	Selective Catalytic Red	Baghouse	Halogenated PAC Sorbent Injection	ARP, CSNOX, CSOSG2E, CSSO2G1, MATS
MI	J H Campbell	1710	3	########	20	1	627	26.4	Measured	0.004	Calculated	718.1	Measured	0.105	Calculated	232.8	Measured	0.034	Measured	6846.7	Measured	Coal	Dry bottom wall-fired	Dry Lime FGD	Low NOx Burner Technology w/ Overfire Air	Selective Catalytic Red	Baghouse	Halogenated PAC Sorbent Injection	ARP, CSNOX, CSOSG2E, CSSO2G1, MATS
MI	J H Campbell	1710	3	########	21	1	627	22.6	Measured	0.003	Calculated	711.7	Measured	0.105	Calculated	244.3	Measured	0.036	Measured	6785.8	Measured	Coal	Dry bottom wall-fired	Dry Lime FGD	Low NOx Burner Technology w/ Overfire Air	Selective Catalytic Red	Baghouse	Halogenated PAC Sorbent Injection	ARP, CSNOX, CSOSG2E, CSSO2G1, MATS
MI	J H Campbell	1710	3	########	22	1	627	35.8	Measured	0.005	Calculated	711	Measured	0.105	Calculated	257.6	Measured	0.038	Measured	6779.5	Measured	Coal	Dry bottom wall-fired	Dry Lime FGD	Low NOx Burner Technology w/ Overfire Air	Selective Catalytic Red	Baghouse	Halogenated PAC Sorbent Injection	ARP, CSNOX, CSOSG2E, CSSO2G1, MATS
MI	J H Campbell	1710	3	########	23	1	627	82.9	Measured	0.012	Calculated	718.1	Measured	0.105	Calculated	267	Measured	0.039	Measured	6847	Measured	Coal	Dry bottom wall-fired	Dry Lime FGD	Low NOx Burner Technology w/ Overfire Air	Selective Catalytic Red	Baghouse	Halogenated PAC Sorbent Injection	ARP, CSNOX, CSOSG2E, CSSO2G1, MATS
MI	J H Campbell	1710	3	########	0	1	627	92.6	Measured	0.014	Calculated	713.5	Measured	0.105	Calculated	272.1	Measured	0.04	Measured	6803.1	Measured	Coal	Dry bottom wall-fired	Dry Lime FGD	Low NOx Burner Technology w/ Overfire Air	Selective Catalytic Red	Baghouse	Halogenated PAC Sorbent Injection	ARP, CSNOX, CSOSG2E, CSSO2G1, MATS
MI	J H Campbell	1710	3	########	1	1	628	101.8	Measured	0.015	Calculated	712.1	Measured	0.105	Calculated	278.4	Measured	0.041	Measured	6790	Measured	Coal	Dry bottom wall-fired	Dry Lime FGD	Low NOx Burner Technology w/ Overfire Air	Selective Catalytic Red	Baghouse	Halogenated PAC Sorbent Injection	ARP, CSNOX, CSOSG2E, CSSO2G1, MATS
MI	J H Campbell	1710	3	########	2	1	627	163.6	Measured	0.024	Calculated	716.9	Measured	0.105	Calculated	280.3	Measured	0.041	Measured	6835.5	Measured	Coal	Dry bottom wall-fired	Dry Lime FGD	Low NOx Burner Technology w/ Overfire Air	Selective Catalytic Red	Baghouse	Halogenated PAC Sorbent Injection	ARP, CSNOX, CSOSG2E, CSSO2G1, MATS
MI	J H Campbell	1710	3	########	3	1	627	208.2	Measured	0.031	Calculated	715	Measured	0.105	Calculated	286.3	Measured	0.042	Measured	6817.1	Measured	Coal	Dry bottom wall-fired	Dry Lime FGD	Low NOx Burner Technology w/ Overfire Air	Selective Catalytic Red	Baghouse	Halogenated PAC Sorbent Injection	ARP, CSNOX, CSOSG2E, CSSO2G1, MATS
MI	J H Campbell	1710	3	########	4	1	627	228.4	Measured	0.034	Calculated	713.7	Measured	0.105	Calculated	299.4	Measured	0.044	Measured	6804.5	Measured	Coal	Dry bottom wall-fired	Dry Lime FGD	Low NOx Burner Technology w/ Overfire Air	Selective Catalytic Red	Baghouse	Halogenated PAC Sorbent Injection	ARP, CSNOX, CSOSG2E, CSSO2G1, MATS
MI	J H Campbell	1710	3	########	5	1	634	158.6	Measured	0.023	Calculated	719.8	Measured	0.105	Calculated	370.6	Measured	0.054	Measured	6863.4	Measured	Coal	Dry bottom wall-fired	Dry Lime FGD	Low NOx Burner Technology w/ Overfire Air	Selective Catalytic Red	Baghouse	Halogenated PAC Sorbent Injection	ARP, CSNOX, CSOSG2E, CSSO2G1, MATS
MI	J H Campbell	1710	3	########	6	1	679	153.9	Measured

MI	J H Campbell	1710	3	########	5	1	758	1352.2	Measured	0.189	Calculated	750.2	Measured	0.105	Calculated	479.3	Measured	0.067	Measured	7153.1	Measured	Coal	Dry bottom wall-fired	Dry Lime FGD	Low NOx Burner Technology w/ Overfire Air	Selective Catalytic Red	Baghouse	Halogenated PAC Sorbent Injection	ARP, CSNOX, CSOSG2E, CSSO2G1, MATS
MI	J H Campbell	1710	3	########	6	1	759	1193.7	Measured	0.166	Calculated	753.8	Measured	0.105	Calculated	460	Measured	0.064	Measured	7187.4	Measured	Coal	Dry bottom wall-fired	Dry Lime FGD	Low NOx Burner Technology w/ Overfire Air	Selective Catalytic Red	Baghouse	Halogenated PAC Sorbent Injection	ARP, CSNOX, CSOSG2E, CSSO2G1, MATS
MI	J H Campbell	1710	3	########	7	1	759	397	Measured	0.054	Calculated	774.1	Measured	0.105	Calculated	420.7	Measured	0.057	Measured	7380.4	Measured	Coal	Dry bottom wall-fired	Dry Lime FGD	Low NOx Burner Technology w/ Overfire Air	Selective Catalytic Red	Baghouse	Halogenated PAC Sorbent Injection	ARP, CSNOX, CSOSG2E, CSSO2G1, MATS
MI	J H Campbell	1710	3	########	8	1	759	396.6	Measured	0.054	Calculated	773.2	Measured	0.105	Calculated	398.1	Measured	0.054	Measured	7372.3	Measured	Coal	Dry bottom wall-fired	Dry Lime FGD	Low NOx Burner Technology w/ Overfire Air	Selective Catalytic Red	Baghouse	Halogenated PAC Sorbent Injection	ARP, CSNOX, CSOSG2E, CSSO2G1, MATS
MI	J H Campbell	1710	3	########	9	1	742	179.9	Measured	0.025	Calculated	760.4	Measured	0.105	Calculated	355.3	Measured	0.049	Measured	7250.5	Measured	Coal	Dry bottom wall-fired	Dry Lime FGD	Low NOx Burner Technology w/ Overfire Air	Selective Catalytic Red	Baghouse	Halogenated PAC Sorbent Injection	ARP, CSNOX, CSOSG2E, CSSO2G1, MATS
MI	J H Campbell	1710	3	########	10	1	671	85.1	Measured	0.013	Calculated	707.4	Measured	0.105	Calculated	229.3	Measured	0.034	Measured	6745	Measured	Coal	Dry bottom wall-fired	Dry Lime FGD	Low NOx Burner Technology w/ Overfire Air	Selective Catalytic Red	Baghouse	Halogenated PAC Sorbent Injection	ARP, CSNOX, CSOSG2E, CSSO2G1, MATS
MI	J H Campbell	1710	3	########	11	1	637	55.3	Measured	0.008	Calculated	683.4	Measured	0.105	Calculated	195.5	Measured	0.03	Measured	6516.4	Measured	Coal	Dry bottom wall-fired	Dry Lime FGD	Low NOx Burner Technology w/ Overfire Air	Selective Catalytic Red	Baghouse	Halogenated PAC Sorbent Injection	ARP, CSNOX, CSOSG2E, CSSO2G1, MATS
MI	J H Campbell	1710	3	########	12	1	605	60.1	Measured	0.009	Calculated	669.5	Measured	0.105	Calculated	178.7	Measured	0.028	Measured	6383.4	Measured	Coal	Dry bottom wall-fired	Dry Lime FGD	Low NOx Burner Technology w/ Overfire Air	Selective Catalytic Red	Baghouse	Halogenated PAC Sorbent Injection	ARP, CSNOX, CSOSG2E, CSSO2G1, MATS
MI	J H Campbell	1710	3	########	13	1	605	129.4	Measured	0.02	Calculated	679.2	Measured	0.105	Calculated	168.4	Measured	0.026	Measured	6475.6	Measured	Coal	Dry bottom wall-fired	Dry Lime FGD	Low NOx Burner Technology w/ Overfire Air	Selective Catalytic Red	Baghouse	Halogenated PAC Sorbent Injection	ARP, CSNOX, CSOSG2E, CSSO2G1, MATS
MI	J H Campbell	1710	3	########	14	1	604	110.4	Measured	0.017	Calculated	664.9	Measured	0.105	Calculated	164.8	Measured	0.026	Measured	6339.9	Measured	Coal	Dry bottom wall-fired	Dry Lime FGD	Low NOx Burner Technology w/ Overfire Air	Selective Catalytic Red	Baghouse	Halogenated PAC Sorbent Injection	ARP, CSNOX, CSOSG2E, CSSO2G1, MATS
MI	J H Campbell	1710	3	########	15	1	604	102.7	Measured	0.016	Calculated	661.9	Measured	0.105	Calculated	176.7	Measured	0.028	Measured	6311.1	Measured	Coal	Dry bottom wall-fired	Dry Lime FGD	Low NOx Burner Technology w/ Overfire Air	Selective Catalytic Red	Baghouse	Halogenated PAC Sorbent Injection	ARP, CSNOX, CSOSG2E, CSSO2G1, MATS
MI	J H Campbell	1710	3	########	16	1	601	598.8	Measured	0.096	Calculated	657.2	Measured	0.105	Calculated	131.6	Measured	0.021	Measured	6266.6	Measured	Coal	Dry bottom wall-fired	Dry Lime FGD	Low NOx Burner Technology w/ Overfire Air	Selective Catalytic Red	Baghouse	Halogenated PAC Sorbent Injection	ARP, CSNOX, CSOSG2E, CSSO2G1, MATS
MI	J H Campbell	1710	3	########	17	1	603	488.2	Measured	0.079	Calculated	649	Measured	0.105	Calculated	154.7	Measured	0.025	Measured	6187.6	Measured	Coal	Dry bottom wall-fired	Dry Lime FGD	Low NOx Burner Technology w/ Overfire Air	Selective Catalytic Red	Baghouse	Halogenated PAC Sorbent Injection	ARP, CSNOX, CSOSG2E, CSSO2G1, MATS
MI	J H Campbell	1710	3	########	18	1	604	187.7	Measured	0.03	Calculated	663.2	Measured	0.105	Calculated	183.4	Measured	0.029	Measured	6323.5	Measured	Coal	Dry bottom wall-fired	Dry Lime FGD	Low NOx Burner Technology w/ Overfire Air	Selective Catalytic Red	Baghouse	Halogenated PAC Sorbent Injection	ARP, CSNOX, CSOSG2E, CSSO2G1, MATS
MI	J H Campbell	1710	3	########	19	1	604	222.5	Measured	0.035	Calculated	659.2	Measured	0.105	Calculated	182.3	Measured	0.029	Measured	6285.5	Measured	Coal	Dry bottom wall-fired	Dry Lime FGD	Low NOx Burner Technology w/ Overfire Air	Selective Catalytic Red	Baghouse	Halogenated PAC Sorbent Injection	ARP, CSNOX, CSOSG2E, CSSO2G1, MATS
MI	J H Campbell	1710	3	########	20	1	604	247.8	Measured	0.039	Calculated	659.8	Measured	0.105	Calculated	176.1	Measured	0.028	Measured	6290.8	Measured	Coal	Dry bottom wall-fired	Dry Lime FGD	Low NOx Burner Technology w/ Overfire Air	Selective Catalytic Red	Baghouse	Halogenated PAC Sorbent Injection	ARP, CSNOX, CSOSG2E, CSSO2G1, MATS
MI	J H Campbell	1710	3	########	21	1	604	234.7	Measured	0.037	Calculated	663.4	Measured	0.105	Calculated	183.4	Measured	0.029	Measured	6325.4	Measured	Coal	Dry bottom wall-fired	Dry Lime FGD	Low NOx Burner Technology w/ Overfire Air	Selective Catalytic Red	Baghouse	Halogenated PAC Sorbent Injection	ARP, CSNOX, CSOSG2E, CSSO2G1, MATS
MI	J H Campbell	1710	3	########	22	1	604	235.6	Measured	0.037	Calculated	660.8	Measured	0.105	Calculated	182.7	Measured	0.029	Measured	6300.7	Measured	Coal	Dry bottom wall-fired	Dry Lime FGD	Low NOx Burner Technology w/ Overfire Air	Selective Catalytic Red	Baghouse	Halogenated PAC Sorbent Injection	ARP, CSNOX, CSOSG2E, CSSO2G1, MATS
MI	J H Campbell	1710	3	########	23	1	604	186.3	Measured	0.029	Calculated	664.4	Measured	0.105	Calculated	215.4	Measured	0.034	Measured	6335	Measured	Coal	Dry bottom wall-fired	Dry Lime FGD	Low NOx Burner Technology w/ Overfire Air	Selective Catalytic Red	Baghouse	Halogenated PAC Sorbent Injection	ARP, CSNOX, CSOSG2E, CSSO2G1, MATS
MI	J H Campbell	1710	3	########	0	1	605	151.5	Measured	0.024	Calculated	662.5	Measured	0.105	Calculated	1054.9	Measured	0.167	Measured	6317	Measured	Coal	Dry bottom wall-fired	Dry Lime FGD	Low NOx Burner Technology w/ Overfire Air	Selective Catalytic Red	Baghouse	Halogenated PAC Sorbent Injection	ARP, CSNOX, CSOSG2E, CSSO2G1, MATS
MI	J H Campbell	1710	3	########	1	1	605	110.8	Measured	0.017	Calculated	667.4	Measured	0.105	Calculated	254.5	Measured	0.04	Measured	6363.4	Measured	Coal	Dry bottom wall-fired	Dry Lime FGD	Low NOx Burner Technology w/ Overfire Air	Selective Catalytic Red	Baghouse	Halogenated PAC Sorbent Injection	ARP, CSNOX, CSOSG2E, CSSO2G1, MATS
MI	J H Campbell	1710	3	########	2	1	605	185.9	Measured	0.029	Calculated	670.1	Measured	0.105	Calculated	230	Measured	0.036	Measured	6389.2	Measured	Coal	Dry bottom wall-fired	Dry Lime FGD	Low NOx Burner Technology w/ Overfire Air	Selective Catalytic Red	Baghouse	Halogenated PAC Sorbent Injection	ARP, CSNOX, CSOSG2E, CSSO2G1, MATS
MI	J H Campbell	1710	3	########	3	1	604	177.1	Measured	0.028	Calculated	671.5	Measured	0.105	Calculated	211.3	Measured	0.033	Measured	6402.5	Measured	Coal	Dry bottom wall-fired	Dry Lime FGD	Low NOx Burner Technology w/ Overfire Air	Selective Catalytic Red	Baghouse	Halogenated PAC Sorbent Injection	ARP, CSNOX, CSOSG2E, CSSO2G1, MATS
MI	J H Campbell	1710	3	########	4	1	605	159.6	Measured	0.025	Calculated	674.1	Measured	0.105	Calculated	205.7	Measured	0.032	Measured	6427.7	Measured	Coal	Dry bottom wall-fired	Dry Lime FGD	Low NOx Burner Technology w/ Overfire Air	Selective Catalytic Red	Baghouse	Halogenated PAC Sorbent Injection	ARP, CSNOX, CSOSG2E, CSSO2G1, MATS
MI	J H Campbell	1710	3	########	5	1	604	157	Measured	0.025	Calculated	670.9	Measured	0.105	Calculated	191.9	Measured	0.03	Measured	6396.4	Measured	Coal	Dry bottom wall-fired	Dry Lime FGD	Low NOx Burner Technology w/ Overfire Air	Selective Catalytic Red	Baghouse	Halogenated PAC Sorbent Injection	ARP, CSNOX, CSOSG2E, CSSO2G1, MATS
MI	J H Campbell	1710	3	########	6	1	641	241.6	Measured	0.036	Calculated	711	Measured	0.105	Calculated	278	Measured	0.041	Measured	6779.3	Measured	Coal	Dry bottom wall-fired	Dry Lime FGD	Low NOx Burner Technology w/ Overfire Air	Selective Catalytic Red	Baghouse	Halogenated PAC Sorbent Injection	ARP, CSNOX, CSOSG2E, CSSO2G1, MATS
MI	J H Campbell	1710	3	########	7	1	666	349	Measured	0.05	Calculated	736.4	Measured	0.105	Calculated	344	Measured	0.049	Measured	7021	Measured	Coal	Dry bottom wall-fired	Dry Lime FGD	Low NOx Burner Technology w/ Overfire Air	Selective Catalytic Red	Baghouse	Halogenated PAC Sorbent Injection	ARP, CSNOX, CSOSG2E, CSSO2G1, MATS
MI	J H Campbell	1710	3	########	8	1	666	170.1	Measured	0.024	Calculated	738.5	Measured	0.105	Calculated	330.9	Measured	0.047	Measured	7041.3	Measured	Coal	Dry bottom wall-fired	Dry Lime FGD	Low NOx Burner Technology w/ Overfire Air	Selective Catalytic Red	Baghouse	Halogenated PAC Sorbent Injection	ARP, CSNOX, CSOSG2E, CSSO2G1, MATS
MI	J H Campbell	1710	3	########	9	1	666	197.3	Measured	0.028	Calculated	745.4	Measured	0.105	Calculated	348.2	Measured	0.049	Measured	7106.9	Measured	Coal	Dry bottom wall-fired	Dry Lime FGD	Low NOx Burner Technology w/ Overfire Air	Selective Catalytic Red	Baghouse	Halogenated PAC Sorbent Injection	ARP, CSNOX, CSOSG2E, CSSO2G1, MATS
MI	J H Campbell	1710	3	########	10	1	667	125.6	Measured	0.017	Calculated	753	Measured	0.105	Calculated	330.3	Measured	0.046	Measured	7180	Measured	Coal	Dry bottom wall-fired	Dry Lime FGD	Low NOx Burner Technology w/ Overfire Air	Selective Catalytic Red	Baghouse	Halogenated PAC Sorbent Injection	ARP, CSNOX, CSOSG2E, CSSO2G1, MATS
MI	J H Campbell	1710	3	########	11	1	669	119.7	Measured	0.017	Calculated	753.2	Measured	0.105	Calculated	301.6	Measured	0.042	Measured	7181.9	Measured	Coal	Dry bottom wall-fired	Dry Lime FGD	Low NOx Burner Technology w/ Overfire Air	Selective Catalytic Red	Baghouse	Halogenated PAC Sorbent Injection	ARP, CSNOX, CSOSG2E, CSSO2G1, MATS
MI	J H Campbell	1710	3	########	12	1	751	237.3	Measured	0.029	Calculated	852.4	Measured	0.105	Calculated	528.3	Measured	0.065	Measured	8127.2	Measured	Coal	Dry bottom wall-fired	Dry Lime FGD	Low NOx Burner Technology w/ Overfire Air	Selective Catalytic Red	Baghouse	Halogenated PAC Sorbent Injection	ARP, CSNOX, CSOSG2E, CSSO2G1, MATS
MI	J H Campbell	1710	3	########	13	1	761	194.8	Measured	0.024	Calculated	851.4	Measured	0.105	Calculated	462.7	Measured	0.057	Measured	8118	Measured	Coal	Dry bottom wall-fired	Dry Lime FGD	Low NOx Burner Technology w/ Overfire Air	Selective Catalytic Red	Baghouse	Halogenated PAC Sorbent Injection	ARP, CSNOX, CSOSG2E, CSSO2G1, MATS
MI	J H Campbell	1710	3	########	14	1	760	225.9	Measured	0.028	Calculated	844.3	Measured	0.105	Calculated	442.7	Measured	0.055	Measured	8049.8	Measured	Coal	Dry bottom wall-fired	Dry Lime FGD	Low NOx Burner Technology w/ Overfire Air	Selective Catalytic Red	Baghouse	Halogenated PAC Sorbent Injection	ARP, CSNOX, CSOSG2E, CSSO2G1, MATS
MI	J H Campbell	1710	3	########	15	1	760	228	Measured	0.028	Calculated	843.5	Measured	0.105	Calculated	426.3	Measured	0.053	Measured	8042.8	Measured	Coal	Dry bottom wall-fired	Dry Lime FGD	Low NOx Burner Technology w/ Overfire Air	Selective Catalytic Red	Baghouse	Halogenated PAC Sorbent Injection	ARP, CSNOX, CSOSG2E, CSSO2G1, MATS
MI	J H Campbell	1710	3	########	16	1	760	280.9	Measured	0.035	Calculated	850.8	Measured	0.105	Calculated	438	Measured	0.054	Measured	8111.8	Measured	Coal	Dry bottom wall-fired	Dry Lime FGD	Low NOx Burner Technology w/ Overfire Air	Selective Catalytic Red	Baghouse	Halogenated PAC Sorbent Injection	ARP, CSNOX, CSOSG2E, CSSO2G1, MATS
MI	J H Campbell	1710	3	########	17	1	760	148.3	Measured	0.018	Calculated	851.4	Measured	0.105	Calculated	454.6	Measured	0.056	Measured	8117.6	Measured	Coal	Dry bottom wall-fired	Dry Lime FGD	Low NOx Burner Technology w/ Overfire Air	Selective Catalytic Red	Baghouse	Halogenated PAC Sorbent Injection	ARP, CSNOX, CSOSG2E, CSSO2G1, MATS
MI	J H Campbell	1710	3	########	18	1	760	132.2	Measured	0.017	Calculated	839.8	Measured	0.105	Calculated	448.4	Measured	0.056	Measured	8007.1	Measured	Coal	Dry bottom wall-fired	Dry Lime FGD	Low NOx Burner Technology w/ Overfire Air	Selective Catalytic Red	Baghouse	Halogenated PAC Sorbent Injection	ARP, CSNOX, CSOSG2E, CSSO2G1, MATS
MI	J H Campbell	1710	3	########	19	1	759	386.7	Measured	0.049	Calculated	832.6	Measured	0.105	Calculated	444.6	Measured	0.056	Measured	7938.7	Measured	Coal	Dry bottom wall-fired	Dry Lime FGD	Low NOx Burner Technology w/ Overfire Air	Selective Catalytic Red	Baghouse	Halogenated PAC Sorbent Injection	ARP, CSNOX, CSOSG2E, CSSO2G1, MATS
MI	J H Campbell	1710	3	########	20	1	760	110.2	Measured	0.014	Calculated	840	Measured	0.105	Calculated	456.5	Measured	0.057	Measured	8009.3	Measured	Coal	Dry bottom wall-fired	Dry Lime FGD	Low NOx Burner Technology w/ Overfire Air	Selective Catalytic Red	Baghouse	Halogenated PAC Sorbent Injection	ARP, CSNOX, CSOSG2E, CSSO2G1, MATS
MI	J H Campbell	1710	3	########	21	1	759	107.9	Measured	0.013	Calculated	839.3	Measured	0.105	Calculated	456.2	Measured	0.057	Measured	8002.9	Measured	Coal	Dry bottom wall-fired	Dry Lime FGD	Low NOx Burner Technology w/ Overfire Air	Selective Catalytic Red	Baghouse	Halogenated PAC Sorbent Injection	ARP, CSNOX, CSOSG2E, CSSO2G1, MATS
MI	J H Campbell	1710	3	########	22	1	760	83.7	Measured	0.01	Calculated	839.7	Measured	0.105	Calculated	480.4	Measured	0.06	Measured	8006.7	Measured	Coal	Dry bottom wall-fired	Dry Lime FGD	Low NOx Burner Technology w/ Overfire Air	Selective Catalytic Red	Baghouse	Halogenated PAC Sorbent Injection	ARP, CSNOX, CSOSG2E, CSSO2G1, MATS
MI	J H Campbell	1710	3	########	23	1	759	37.6	Measured	0.005	Calculated	842.2	Measured	0.105	Calculated	457.7	Measured	0.057	Measured	8029.9	Measured	Coal	Dry bottom wall-fired	Dry Lime FGD	Low NOx Burner Technology w/ Overfire Air	Selective Catalytic Red	Baghouse	Halogenated PAC Sorbent Injection	ARP, CSNOX, CSOSG2E, CSSO2G1, MATS
MI	J H Campbell	1710	3	########	0	1	760	55.4	Measured	0.007	Calculated	844.9	Measured	0.105	Calculated	435	Measured	0.054	Measured	8055.9	Measured	Coal	Dry bottom wall-fired	Dry Lime FGD	Low NOx Burner Technology w/ Overfire Air	Selective Catalytic Red	Baghouse	Halogenated PAC Sorbent Injection	ARP, CSNOX, CSOSG2E, CSSO2G1, MATS
MI	J H Campbell	1710	3	########	1	1	759	101.7	Measured	0.013	Calculated	850	Measured	0.105	Calculated	437.7	Measured	0.054	Measured	8104.7	Measured	Coal	Dry bottom wall-fired	Dry Lime FGD	Low NOx Burner Technology w/ Overfire Air	Selective Catalytic Red	Baghouse	Halogenated PAC Sorbent Injection	ARP, CSNOX, CSOSG2E, CSSO2G1, MATS
MI	J H Campbell	1710	3	########	2	1	760	134.8	Measured	0.017	Calculated	842.3	Measured	0.105	Calculated	481.9	Measured	0.06	Measured	8030.9	Measured	Coal	Dry bottom wall-fired	Dry Lime FGD	Low NOx Burner Technology w/ Overfire Air	Selective Catalytic Red	Baghouse	Halogenated PAC Sorbent Injection	ARP, CSNOX, CSOSG2E, CSSO2G1, MATS
MI	J H Campbell	1710	3	########	3	1	760	114.8	Measured	0.014	Calculated	841.6	Measured	0.105	Calculated	481.5	Measured	0.06	Measured	8024.2	Measured	Coal	Dry bottom wall-fired	Dry Lime FGD	Low NOx Burner Technology w/ Overfire Air	Selective Catalytic Red	Baghouse	Halogenated PAC Sorbent Injection	ARP, CSNOX, CSOSG2E, CSSO2G1, MATS
MI	J H Campbell	1710	3	########	4	1	759	30.7	Measured	0.004	Calculated	835.9	Measured	0.105	Calculated	470.3	Measured	0.059	Measured	7970.5	Measured	Coal	Dry bottom wall-fired	Dry Lime FGD	Low NOx Burner Technology w/ Overfire Air	Selective Catalytic Red	Baghouse	Halogenated PAC Sorbent Injection	ARP, CSNOX, CSOSG2E, CSSO2G1, MATS
MI	J H Campbell	1710	3	########	5	1	760	24.2	Measured	0.003	Calculated	844.6	Measured	0.105	Calculated	442.9	Measured	0.055	Measured	8052.6	Measured	Coal	Dry bottom wall-fired	Dry Lime FGD	Low NOx Burner Technology w/ Overfire Air	Selective Catalytic Red	Baghouse	Halogenated PAC Sorbent Injection	ARP, CSNOX, CSOSG2E, CSSO2G1, MATS
MI	J H Campbell	1710	3	########	6	1	759	42	Measured	0.005	Calculated	850.2	Measured	0.105	Calculated	437.8	Measured	0.054	Measured	8106.5	Measured	Coal	Dry bottom wall-fired	Dry Lime FGD	Low NOx Burner Technology w/ Overfire Air	Selective Catalytic Red	Baghouse	Halogenated PAC Sorbent Injection	ARP, CSNOX, CSOSG2E, CSSO2G1, MATS
MI	J H Campbell	1710	3	########	7	1	759	48.6	Measured	0.006	Calculated	856.4	Measured	0.105	Calculated	416.4	Measured	0.051	Measured	8165.4	Measured	Coal	Dry bottom wall-fired	Dry Lime FGD	Low NOx Burner Technology w/ Overfire Air	Selective Catalytic Red	Baghouse	Halogenated PAC Sorbent Injection	ARP, CSNOX, CSOSG2E, CSSO2G1, MATS
MI	J H Campbell	1710	3	########	8	1	760	81.8	Measured	0.01	Calculated	858.3	Measured	0.105	Calculated	425.6	Measured	0.052	Measured	8184	Measured	Coal	Dry bottom wall-fired	Dry Lime FGD	Low NOx Burner Technology w/ Overfire Air	Selective Catalytic Red	Baghouse	Halogenated PAC Sorbent Injection	ARP, CSNOX, CSOSG2E, CSSO2G1, MATS
MI	J H Campbell	1710	3	########	9	1	761	75.6	Measured	0.009	Calculated	855.6	Measured	0.105	Calculated	440.5	Measured	0.054	Measured	8157.4	Measured	Coal	Dry bottom wall-fired	Dry Lime FGD	Low NOx Burner Technology w/ Overfire Air	Selective Catalytic Red	Baghouse	Halogenated PAC Sorbent Injection	ARP, CSNOX, CSOSG2E, CSSO2G1, MATS
MI	J H Campbell	1710	3	########	10	1	761	123.1	Measured	0.015	Calculated	845.1	Measured	0.105	Calculated	475.4	Measured	0.059	Measured	8057.7	Measured	Coal	Dry bottom wall-fired	Dry Lime FGD	Low NOx Burner Technology w/ Overfire Air	Selective Catalytic Red	Baghouse	Halogenated PAC Sorbent Injection	ARP, CSNOX, CSOSG2E, CSSO2G1, MATS
MI	J H Campbell	1710	3	########	11	1	762	301.8	Measured	0.038	Calculated	838.2	Measured	0.105	Calculated	535.5	Measured	0.067	Measured	7991.9	Measured	Coal	Dry bottom wall-fired	Dry Lime FGD	Low NOx Burner Technology w/ Overfire Air	Selective Catalytic Red	Baghouse	Halogenated PAC Sorbent Injection	ARP, CSNOX, CSOSG2E, CSSO2G1, MATS
MI	J H Campbell	1710	3	########	12	1	749	101.8	Measured	0.013	Calculated	843.7	Measured	0.105	Calculated	410.3	Measured	0.051	Measured	8044.8	Measured	Coal	Dry bottom wall-fired	Dry Lime FGD	Low NOx Burner Technology w/ Overfire Air	Selective Catalytic Red	Baghouse	Halogenated PAC Sorbent Injection	ARP, CSNOX, CSOSG2E, CSSO2G1, MATS
MI	J H Campbell	1710	3	########	13	1	642	485.2	Measured	0.071	Calculated	720.6	Measured	0.105	Calculated	82.4	Measured	0.012	Measured	6870.4	Measured	Coal	Dry bottom wall-fired	Dry Lime FGD	Low NOx Burner Technology w/ Overfire Air	Selective Catalytic Red	Baghouse	Halogenated PAC Sorbent Injection	ARP, CSNOX, CSOSG2E, CSSO2G1, MATS
MI	J H Campbell	1710	3	########	14	1	636	114.2	Measured	0.017	Calculated	717.6	Measured	0.105	Calculated	177.9	Measured	0.026	Measured	6841.7	Measured	Coal	Dry bottom wall-fired	Dry Lime FGD	Low NOx Burner Technology w/ Overfire Air	Selective Catalytic Red	Baghouse	Halogenated PAC Sorbent Injection	ARP, CSNOX, CSOSG2E, CSSO2G1, MATS
MI	J H Campbell	1710	3	########	15	1	637	90.5	Measured	0.013	Calculated	722.7	Measured	0.105	Calculated	261.8	Measured	0.038	Measured	6890.7	Measured	Coal	Dry bottom wall-fired	Dry Lime FGD	Low NOx Burner Technology w/ Overfire Air	Selective Catalytic Red	Baghouse	Halogenated PAC Sorbent Injection	ARP, CSNOX, CSOSG2E, CSSO2G1, MATS
MI	J H Campbell	1710	3	########	16	1	636	117.2	Measured	0.017	Calculated	717.6	Measured	0.105	Calculated	273.7	Measured	0.04	Measured	6842.5	Measured	Coal	Dry bottom wall-fired	Dry Lime FGD	Low NOx Burner Technology w/ Overfire Air	Selective Catalytic Red	Baghouse	Halogenated PAC Sorbent Injection	ARP, CSNOX, CSOSG2E, CSSO2G1, MATS
MI	J H Campbell	1710	3	########	17	1	636	155	Measured	0.023	Calculated	720.7	Measured	0.105	Calculated	288.6	Measured	0.042	Measured	6871.4	Measured	Coal	Dry bottom wall-fired	Dry Lime FGD	Low NOx Burner Technology w/ Overfire Air	Selective Catalytic Red	Baghouse	Halogenated PAC Sorbent Injection	ARP, CSNOX, CSOSG2E, CSSO2G1, MATS
MI	J H Campbell	1710	3	########	18	1	636	175.2	Measured	0.025	Calculated	723.3	Measured	0.105	Calculated	310.3	Measured	0.045	Measured	6896.6	Measured	Coal	Dry bottom wall-fired	Dry Lime FGD	Low NOx Burner Technology w/ Overfire Air	Selective Catalytic Red	Baghouse	Halogenated PAC Sorbent Injection	ARP, CSNOX, CSOSG2E, CSSO2G1, MATS
MI	J H Campbell	1710	3	########	19	1	636	162.4	Measured	0.023	Calculated	727.6	Measured	0.105	Calculated	298.3	Measured	0.043	Measured	6937	Measured	Coal	Dry bottom wall-fired	Dry Lime FGD	Low NOx Burner Technology w/ Overfire Air	Selective Catalytic Red	Baghouse	Halogenated PAC Sorbent Injection	ARP, CSNOX, CSOSG2E, CSSO2G1, MATS
MI	J H Campbell	1710	3	########	20	1	635	161	Measured	0.023	Calculated	730.4	Measured	0.105	Calculated	299.5	Measured	0.043	Measured	6964.4	Measured	Coal	Dry bottom wall-fired	Dry Lime FGD	Low NOx Burner Technology w/ Overfire Air	Selective Catalytic Red	Baghouse	Halogenated PAC Sorbent Injection	ARP, CSNOX, CSOSG2E, CSSO2G1, MATS
MI	J H Campbell	1710	3	########	21	1	636	160.9	Measured	0.023	Calculated	729.8	Measured	0.105	Calculated	313.1	Measured	0.045	Measured	6958.3	Measured	Coal	Dry bottom wall-fired	Dry Lime FGD	Low NOx Burner Technology w/ Overfire Air	Selective Catalytic Red	Baghouse	Halogenated PAC Sorbent Injection	ARP, CSNOX, CSOSG2E, CSSO2G1, MATS
MI	J H Campbell	1710	3	########	22	1	636	142.3	Measured	0.021	Calculated	719.2	Measured	0.105	Calculated	281.1	Measured	0.041	Measured	6857.2	Measured	Coal	Dry bottom wall-fired	Dry Lime FGD	Low NOx Burner Technology w/ Overfire Air	Selective Catalytic Red	Baghouse	Halogenated PAC Sorbent Injection	ARP, CSNOX, CSOSG2E, CSSO2G1, MATS
MI	J H Campbell	1710	3	########	23	1	636	145.8	Measured	0.021	Calculated	724	Measured	0.105	Calculated	248.5	Measured	0.036	Measured	6903.4	Measured	Coal	Dry bottom wall-fired	Dry Lime FGD	Low NOx Burner Technology w/ Overfire Air	Selective Catalytic Red	Baghouse	Halogenated PAC Sorbent Injection	ARP, CSNOX, CSOSG2E, CSSO2G1, MATS
MI	J H Campbell	1710	3	########	0	1	636	148.7	Measured	0.021	Calculated	728.5	Measured	0.105	Calculated	250	Measured	0.036	Measured	6945.6	Measured	Coal	Dry bottom wall-fired	Dry Lime FGD	Low NOx Burner Technology w/ Overfire Air	Selective Catalytic Red	Baghouse	Halogenated PAC Sorbent Injection	ARP, CSNOX, CSOSG2E, CSSO2G1, MATS
MI	J H Campbell	1710	3	########	1	1	636	131	Measured	0.019	Calculated	736.1	Measured	0.105	Calculated	266.7	Measured	0.038	Measured	7018.8	Measured	Coal	Dry bottom wall-fired	Dry Lime FGD	Low NOx Burner Technology w/ Overfire Air	Selective Catalytic Red	Baghouse	Halogenated PAC Sorbent Injection	ARP, CSNOX, CSOSG2E, CSSO2G1, MATS
MI	J H Campbell	1710	3	########	2	1	636	132.8	Measured	0.019	Calculated	735	Measured	0.105	Calculated	252.3	Measured	0.036	Measured	7008.3	Measured	Coal	Dry bottom wall-fired	Dry Lime FGD	Low NOx Burner Technology w/ Overfire Air	Selective Catalytic Red	Baghouse	Halogenated PAC Sorbent Injection	ARP, CSNOX, CSOSG2E, CSSO2G1, MATS
MI	J H Campbell	1710	3	########	3	1	635	164.1	Measured	0.023	Calculated	733.3	Measured	0.105	Calculated	244.7	Measured	0.035	Measured	6991.4	Measured	Coal	Dry bottom wall-fired	Dry Lime FGD	Low NOx Burner Technology w/ Overfire Air	Selective Catalytic Red	Baghouse	Halogenated PAC Sorbent Injection	ARP, CSNOX, CSOSG2E, CSSO2G1, MATS
MI	J H Campbell	1710	3	########	4	1	636	298.4	Measured	0.043	Calculated	732.8	Measured	0.105	Calculated	244.5	Measured	0.035	Measured	6986.6	Measured	Coal	Dry bottom wall-fired	Dry Lime FGD	Low NOx Burner Technology w/ Overfire Air	Selective Catalytic Red	Baghouse	Halogenated PAC Sorbent Injection	ARP, CSNOX, CSOSG2E, CSSO2G1, MATS
MI	J H Campbell	1710	3	########	5	1	635	108.6	Measured

MI	J H Campbell	1710	3	########	4	1	636	135.6	Measured	0.02	Calculated	715.4	Measured	0.105	Calculated	245.6	Measured	0.036	Measured	6820.9	Measured	Coal	Dry bottom wall-fired	Dry Lime FGD	Low NOx Burner Technology w/ Overfire Air	Selective Catalytic Red	Baghouse	Halogenated PAC Sorbent Injection	ARP, CSNOX, CSOSG2E, CSSO2G1, MATS
MI	J H Campbell	1710	3	########	5	1	636	156	Measured	0.023	Calculated	711.9	Measured	0.105	Calculated	237.6	Measured	0.035	Measured	6787.4	Measured	Coal	Dry bottom wall-fired	Dry Lime FGD	Low NOx Burner Technology w/ Overfire Air	Selective Catalytic Red	Baghouse	Halogenated PAC Sorbent Injection	ARP, CSNOX, CSOSG2E, CSSO2G1, MATS
MI	J H Campbell	1710	3	########	6	1	712	196.5	Measured	0.026	Calculated	791.9	Measured	0.105	Calculated	468.2	Measured	0.062	Measured	7550.9	Measured	Coal	Dry bottom wall-fired	Dry Lime FGD	Low NOx Burner Technology w/ Overfire Air	Selective Catalytic Red	Baghouse	Halogenated PAC Sorbent Injection	ARP, CSNOX, CSOSG2E, CSSO2G1, MATS
MI	J H Campbell	1710	3	########	7	1	761	155.3	Measured	0.019	Calculated	857.9	Measured	0.105	Calculated	515.3	Measured	0.063	Measured	8179.9	Measured	Coal	Dry bottom wall-fired	Dry Lime FGD	Low NOx Burner Technology w/ Overfire Air	Selective Catalytic Red	Baghouse	Halogenated PAC Sorbent Injection	ARP, CSNOX, CSOSG2E, CSSO2G1, MATS
MI	J H Campbell	1710	3	########	8	1	761	135.4	Measured	0.017	Calculated	852.3	Measured	0.105	Calculated	455.1	Measured	0.056	Measured	8126.7	Measured	Coal	Dry bottom wall-fired	Dry Lime FGD	Low NOx Burner Technology w/ Overfire Air	Selective Catalytic Red	Baghouse	Halogenated PAC Sorbent Injection	ARP, CSNOX, CSOSG2E, CSSO2G1, MATS
MI	J H Campbell	1710	3	########	9	1	762	137.7	Measured	0.017	Calculated	852.8	Measured	0.105	Calculated	479.8	Measured	0.059	Measured	8131.5	Measured	Coal	Dry bottom wall-fired	Dry Lime FGD	Low NOx Burner Technology w/ Overfire Air	Selective Catalytic Red	Baghouse	Halogenated PAC Sorbent Injection	ARP, CSNOX, CSOSG2E, CSSO2G1, MATS
MI	J H Campbell	1710	3	########	10	1	761	166.9	Measured	0.021	Calculated	843.9	Measured	0.105	Calculated	458.7	Measured	0.057	Measured	8046.8	Measured	Coal	Dry bottom wall-fired	Dry Lime FGD	Low NOx Burner Technology w/ Overfire Air	Selective Catalytic Red	Baghouse	Halogenated PAC Sorbent Injection	ARP, CSNOX, CSOSG2E, CSSO2G1, MATS
MI	J H Campbell	1710	3	########	11	1	761	187.1	Measured	0.023	Calculated	843.5	Measured	0.105	Calculated	482.6	Measured	0.06	Measured	8042.6	Measured	Coal	Dry bottom wall-fired	Dry Lime FGD	Low NOx Burner Technology w/ Overfire Air	Selective Catalytic Red	Baghouse	Halogenated PAC Sorbent Injection	ARP, CSNOX, CSOSG2E, CSSO2G1, MATS
MI	J H Campbell	1710	3	########	12	1	762	197.1	Measured	0.024	Calculated	847.7	Measured	0.105	Calculated	517.3	Measured	0.064	Measured	8082.8	Measured	Coal	Dry bottom wall-fired	Dry Lime FGD	Low NOx Burner Technology w/ Overfire Air	Selective Catalytic Red	Baghouse	Halogenated PAC Sorbent Injection	ARP, CSNOX, CSOSG2E, CSSO2G1, MATS
MI	J H Campbell	1710	3	########	13	1	761	194.4	Measured	0.024	Calculated	853.9	Measured	0.105	Calculated	529.2	Measured	0.065	Measured	8142.1	Measured	Coal	Dry bottom wall-fired	Dry Lime FGD	Low NOx Burner Technology w/ Overfire Air	Selective Catalytic Red	Baghouse	Halogenated PAC Sorbent Injection	ARP, CSNOX, CSOSG2E, CSSO2G1, MATS
MI	J H Campbell	1710	3	########	14	1	761	231.2	Measured	0.028	Calculated	856.3	Measured	0.105	Calculated	538.8	Measured	0.066	Measured	8164.2	Measured	Coal	Dry bottom wall-fired	Dry Lime FGD	Low NOx Burner Technology w/ Overfire Air	Selective Catalytic Red	Baghouse	Halogenated PAC Sorbent Injection	ARP, CSNOX, CSOSG2E, CSSO2G1, MATS
MI	J H Campbell	1710	3	########	15	1	761	259.8	Measured	0.032	Calculated	845.5	Measured	0.105	Calculated	515.9	Measured	0.064	Measured	8061.5	Measured	Coal	Dry bottom wall-fired	Dry Lime FGD	Low NOx Burner Technology w/ Overfire Air	Selective Catalytic Red	Baghouse	Halogenated PAC Sorbent Injection	ARP, CSNOX, CSOSG2E, CSSO2G1, MATS
MI	J H Campbell	1710	3	########	16	1	761	232.7	Measured	0.029	Calculated	845.6	Measured	0.105	Calculated	524	Measured	0.065	Measured	8062.3	Measured	Coal	Dry bottom wall-fired	Dry Lime FGD	Low NOx Burner Technology w/ Overfire Air	Selective Catalytic Red	Baghouse	Halogenated PAC Sorbent Injection	ARP, CSNOX, CSOSG2E, CSSO2G1, MATS
MI	J H Campbell	1710	3	########	17	1	762	221.9	Measured	0.027	Calculated	847.3	Measured	0.105	Calculated	517	Measured	0.064	Measured	8078.7	Measured	Coal	Dry bottom wall-fired	Dry Lime FGD	Low NOx Burner Technology w/ Overfire Air	Selective Catalytic Red	Baghouse	Halogenated PAC Sorbent Injection	ARP, CSNOX, CSOSG2E, CSSO2G1, MATS
MI	J H Campbell	1710	3	########	18	1	762	175.9	Measured	0.022	Calculated	844.1	Measured	0.105	Calculated	507.1	Measured	0.063	Measured	8048.5	Measured	Coal	Dry bottom wall-fired	Dry Lime FGD	Low NOx Burner Technology w/ Overfire Air	Selective Catalytic Red	Baghouse	Halogenated PAC Sorbent Injection	ARP, CSNOX, CSOSG2E, CSSO2G1, MATS
MI	J H Campbell	1710	3	########	19	1	761	166.4	Measured	0.021	Calculated	841.9	Measured	0.105	Calculated	473.6	Measured	0.059	Measured	8026.8	Measured	Coal	Dry bottom wall-fired	Dry Lime FGD	Low NOx Burner Technology w/ Overfire Air	Selective Catalytic Red	Baghouse	Halogenated PAC Sorbent Injection	ARP, CSNOX, CSOSG2E, CSSO2G1, MATS
MI	J H Campbell	1710	3	########	20	1	761	199.6	Measured	0.025	Calculated	839.3	Measured	0.105	Calculated	488.2	Measured	0.061	Measured	8002.5	Measured	Coal	Dry bottom wall-fired	Dry Lime FGD	Low NOx Burner Technology w/ Overfire Air	Selective Catalytic Red	Baghouse	Halogenated PAC Sorbent Injection	ARP, CSNOX, CSOSG2E, CSSO2G1, MATS
MI	J H Campbell	1710	3	########	21	1	761	213.8	Measured	0.027	Calculated	842.5	Measured	0.105	Calculated	498	Measured	0.062	Measured	8032.6	Measured	Coal	Dry bottom wall-fired	Dry Lime FGD	Low NOx Burner Technology w/ Overfire Air	Selective Catalytic Red	Baghouse	Halogenated PAC Sorbent Injection	ARP, CSNOX, CSOSG2E, CSSO2G1, MATS
MI	J H Campbell	1710	3	########	22	1	762	231.9	Measured	0.029	Calculated	842.6	Measured	0.105	Calculated	449.9	Measured	0.056	Measured	8034.2	Measured	Coal	Dry bottom wall-fired	Dry Lime FGD	Low NOx Burner Technology w/ Overfire Air	Selective Catalytic Red	Baghouse	Halogenated PAC Sorbent Injection	ARP, CSNOX, CSOSG2E, CSSO2G1, MATS
MI	J H Campbell	1710	3	########	23	1	759	229.5	Measured	0.029	Calculated	841.6	Measured	0.105	Calculated	401.2	Measured	0.05	Measured	8024.8	Measured	Coal	Dry bottom wall-fired	Dry Lime FGD	Low NOx Burner Technology w/ Overfire Air	Selective Catalytic Red	Baghouse	Halogenated PAC Sorbent Injection	ARP, CSNOX, CSOSG2E, CSSO2G1, MATS
MI	J H Campbell	1710	3	########	0	1	648	155.5	Measured	0.022	Calculated	725.4	Measured	0.105	Calculated	276.7	Measured	0.04	Measured	6916.5	Measured	Coal	Dry bottom wall-fired	Dry Lime FGD	Low NOx Burner Technology w/ Overfire Air	Selective Catalytic Red	Baghouse	Halogenated PAC Sorbent Injection	ARP, CSNOX, CSOSG2E, CSSO2G1, MATS
MI	J H Campbell	1710	3	########	1	1	637	207.9	Measured	0.03	Calculated	720.7	Measured	0.105	Calculated	309.2	Measured	0.045	Measured	6871.3	Measured	Coal	Dry bottom wall-fired	Dry Lime FGD	Low NOx Burner Technology w/ Overfire Air	Selective Catalytic Red	Baghouse	Halogenated PAC Sorbent Injection	ARP, CSNOX, CSOSG2E, CSSO2G1, MATS
MI	J H Campbell	1710	3	########	2	1	637	208.4	Measured	0.03	Calculated	722.3	Measured	0.105	Calculated	309.9	Measured	0.045	Measured	6886.5	Measured	Coal	Dry bottom wall-fired	Dry Lime FGD	Low NOx Burner Technology w/ Overfire Air	Selective Catalytic Red	Baghouse	Halogenated PAC Sorbent Injection	ARP, CSNOX, CSOSG2E, CSSO2G1, MATS
MI	J H Campbell	1710	3	########	3	1	636	211.8	Measured	0.031	Calculated	713.8	Measured	0.105	Calculated	313.1	Measured	0.046	Measured	6806.1	Measured	Coal	Dry bottom wall-fired	Dry Lime FGD	Low NOx Burner Technology w/ Overfire Air	Selective Catalytic Red	Baghouse	Halogenated PAC Sorbent Injection	ARP, CSNOX, CSOSG2E, CSSO2G1, MATS
MI	J H Campbell	1710	3	########	4	1	636	248.8	Measured	0.037	Calculated	713.1	Measured	0.105	Calculated	299.2	Measured	0.044	Measured	6799.6	Measured	Coal	Dry bottom wall-fired	Dry Lime FGD	Low NOx Burner Technology w/ Overfire Air	Selective Catalytic Red	Baghouse	Halogenated PAC Sorbent Injection	ARP, CSNOX, CSOSG2E, CSSO2G1, MATS
MI	J H Campbell	1710	3	########	5	1	636	230.5	Measured	0.034	Calculated	717.7	Measured	0.105	Calculated	301.1	Measured	0.044	Measured	6843.3	Measured	Coal	Dry bottom wall-fired	Dry Lime FGD	Low NOx Burner Technology w/ Overfire Air	Selective Catalytic Red	Baghouse	Halogenated PAC Sorbent Injection	ARP, CSNOX, CSOSG2E, CSSO2G1, MATS
MI	J H Campbell	1710	3	########	6	1	713	263.9	Measured	0.035	Calculated	790.3	Measured	0.105	Calculated	429.5	Measured	0.057	Measured	7535	Measured	Coal	Dry bottom wall-fired	Dry Lime FGD	Low NOx Burner Technology w/ Overfire Air	Selective Catalytic Red	Baghouse	Halogenated PAC Sorbent Injection	ARP, CSNOX, CSOSG2E, CSSO2G1, MATS
MI	J H Campbell	1710	3	########	7	1	759	137.5	Measured	0.017	Calculated	852.7	Measured	0.105	Calculated	406.5	Measured	0.05	Measured	8130.1	Measured	Coal	Dry bottom wall-fired	Dry Lime FGD	Low NOx Burner Technology w/ Overfire Air	Selective Catalytic Red	Baghouse	Halogenated PAC Sorbent Injection	ARP, CSNOX, CSOSG2E, CSSO2G1, MATS
MI	J H Campbell	1710	3	########	8	1	760	77.4	Measured	0.01	Calculated	850.7	Measured	0.105	Calculated	373.1	Measured	0.046	Measured	8110.8	Measured	Coal	Dry bottom wall-fired	Dry Lime FGD	Low NOx Burner Technology w/ Overfire Air	Selective Catalytic Red	Baghouse	Halogenated PAC Sorbent Injection	ARP, CSNOX, CSOSG2E, CSSO2G1, MATS
MI	J H Campbell	1710	3	########	9	1	757	123.8	Measured	0.015	Calculated	842.3	Measured	0.105	Calculated	425.6	Measured	0.053	Measured	8030.9	Measured	Coal	Dry bottom wall-fired	Dry Lime FGD	Low NOx Burner Technology w/ Overfire Air	Selective Catalytic Red	Baghouse	Halogenated PAC Sorbent Injection	ARP, CSNOX, CSOSG2E, CSSO2G1, MATS
MI	J H Campbell	1710	3	########	10	1	756	158.4	Measured	0.02	Calculated	845.8	Measured	0.105	Calculated	443.6	Measured	0.055	Measured	8064.9	Measured	Coal	Dry bottom wall-fired	Dry Lime FGD	Low NOx Burner Technology w/ Overfire Air	Selective Catalytic Red	Baghouse	Halogenated PAC Sorbent Injection	ARP, CSNOX, CSOSG2E, CSSO2G1, MATS
MI	J H Campbell	1710	3	########	11	1	755	187.8	Measured	0.023	Calculated	849.8	Measured	0.105	Calculated	445.7	Measured	0.055	Measured	8103	Measured	Coal	Dry bottom wall-fired	Dry Lime FGD	Low NOx Burner Technology w/ Overfire Air	Selective Catalytic Red	Baghouse	Halogenated PAC Sorbent Injection	ARP, CSNOX, CSOSG2E, CSSO2G1, MATS
MI	J H Campbell	1710	3	########	12	1	756	225.1	Measured	0.028	Calculated	848.9	Measured	0.105	Calculated	429	Measured	0.053	Measured	8093.8	Measured	Coal	Dry bottom wall-fired	Dry Lime FGD	Low NOx Burner Technology w/ Overfire Air	Selective Catalytic Red	Baghouse	Halogenated PAC Sorbent Injection	ARP, CSNOX, CSOSG2E, CSSO2G1, MATS
MI	J H Campbell	1710	3	########	13	1	756	244.2	Measured	0.03	Calculated	853.8	Measured	0.105	Calculated	415.2	Measured	0.051	Measured	8140.5	Measured	Coal	Dry bottom wall-fired	Dry Lime FGD	Low NOx Burner Technology w/ Overfire Air	Selective Catalytic Red	Baghouse	Halogenated PAC Sorbent Injection	ARP, CSNOX, CSOSG2E, CSSO2G1, MATS
MI	J H Campbell	1710	3	########	14	1	755	325.8	Measured	0.04	Calculated	852.5	Measured	0.105	Calculated	422.7	Measured	0.052	Measured	8128.1	Measured	Coal	Dry bottom wall-fired	Dry Lime FGD	Low NOx Burner Technology w/ Overfire Air	Selective Catalytic Red	Baghouse	Halogenated PAC Sorbent Injection	ARP, CSNOX, CSOSG2E, CSSO2G1, MATS
MI	J H Campbell	1710	3	########	15	1	756	369.7	Measured	0.046	Calculated	848.9	Measured	0.105	Calculated	429	Measured	0.053	Measured	8093.6	Measured	Coal	Dry bottom wall-fired	Dry Lime FGD	Low NOx Burner Technology w/ Overfire Air	Selective Catalytic Red	Baghouse	Halogenated PAC Sorbent Injection	ARP, CSNOX, CSOSG2E, CSSO2G1, MATS
MI	J H Campbell	1710	3	########	16	1	756	326.1	Measured	0.041	Calculated	837.9	Measured	0.105	Calculated	487.4	Measured	0.061	Measured	7989.4	Measured	Coal	Dry bottom wall-fired	Dry Lime FGD	Low NOx Burner Technology w/ Overfire Air	Selective Catalytic Red	Baghouse	Halogenated PAC Sorbent Injection	ARP, CSNOX, CSOSG2E, CSSO2G1, MATS
MI	J H Campbell	1710	3	########	17	1	681	353.2	Measured	0.049	Calculated	759.7	Measured	0.105	Calculated	224.6	Measured	0.031	Measured	7243.7	Measured	Coal	Dry bottom wall-fired	Dry Lime FGD	Low NOx Burner Technology w/ Overfire Air	Selective Catalytic Red	Baghouse	Halogenated PAC Sorbent Injection	ARP, CSNOX, CSOSG2E, CSSO2G1, MATS
MI	J H Campbell	1710	3	########	18	1	633	265.1	Measured	0.039	Calculated	713.9	Measured	0.105	Calculated	142.9	Measured	0.021	Measured	6806.7	Measured	Coal	Dry bottom wall-fired	Dry Lime FGD	Low NOx Burner Technology w/ Overfire Air	Selective Catalytic Red	Baghouse	Halogenated PAC Sorbent Injection	ARP, CSNOX, CSOSG2E, CSSO2G1, MATS
MI	J H Campbell	1710	3	########	19	1	633	256.5	Measured	0.038	Calculated	716.3	Measured	0.105	Calculated	157.1	Measured	0.023	Measured	6830.2	Measured	Coal	Dry bottom wall-fired	Dry Lime FGD	Low NOx Burner Technology w/ Overfire Air	Selective Catalytic Red	Baghouse	Halogenated PAC Sorbent Injection	ARP, CSNOX, CSOSG2E, CSSO2G1, MATS
MI	J H Campbell	1710	3	########	20	1	632	141	Measured	0.021	Calculated	713.1	Measured	0.105	Calculated	170	Measured	0.025	Measured	6799.2	Measured	Coal	Dry bottom wall-fired	Dry Lime FGD	Low NOx Burner Technology w/ Overfire Air	Selective Catalytic Red	Baghouse	Halogenated PAC Sorbent Injection	ARP, CSNOX, CSOSG2E, CSSO2G1, MATS
MI	J H Campbell	1710	3	########	21	1	633	133.4	Measured	0.02	Calculated	713.2	Measured	0.105	Calculated	190.4	Measured	0.028	Measured	6800.2	Measured	Coal	Dry bottom wall-fired	Dry Lime FGD	Low NOx Burner Technology w/ Overfire Air	Selective Catalytic Red	Baghouse	Halogenated PAC Sorbent Injection	ARP, CSNOX, CSOSG2E, CSSO2G1, MATS
MI	J H Campbell	1710	3	########	22	1	633	195.4	Measured	0.029	Calculated	710	Measured	0.105	Calculated	277.6	Measured	0.041	Measured	6769.6	Measured	Coal	Dry bottom wall-fired	Dry Lime FGD	Low NOx Burner Technology w/ Overfire Air	Selective Catalytic Red	Baghouse	Halogenated PAC Sorbent Injection	ARP, CSNOX, CSOSG2E, CSSO2G1, MATS
MI	J H Campbell	1710	3	########	23	1	632	239.8	Measured	0.036	Calculated	706.6	Measured	0.105	Calculated	303.2	Measured	0.045	Measured	6736.9	Measured	Coal	Dry bottom wall-fired	Dry Lime FGD	Low NOx Burner Technology w/ Overfire Air	Selective Catalytic Red	Baghouse	Halogenated PAC Sorbent Injection	ARP, CSNOX, CSOSG2E, CSSO2G1, MATS
MI	J H Campbell	1710	3	########	0	1	633	183.4	Measured	0.027	Calculated	715.8	Measured	0.105	Calculated	320.8	Measured	0.047	Measured	6824.6	Measured	Coal	Dry bottom wall-fired	Dry Lime FGD	Low NOx Burner Technology w/ Overfire Air	Selective Catalytic Red	Baghouse	Halogenated PAC Sorbent Injection	ARP, CSNOX, CSOSG2E, CSSO2G1, MATS
MI	J H Campbell	1710	3	########	1	1	632	173.7	Measured	0.025	Calculated	714.5	Measured	0.105	Calculated	299.7	Measured	0.044	Measured	6812.1	Measured	Coal	Dry bottom wall-fired	Dry Lime FGD	Low NOx Burner Technology w/ Overfire Air	Selective Catalytic Red	Baghouse	Halogenated PAC Sorbent Injection	ARP, CSNOX, CSOSG2E, CSSO2G1, MATS
MI	J H Campbell	1710	3	########	2	1	633	237	Measured	0.035	Calculated	716.1	Measured	0.105	Calculated	307.3	Measured	0.045	Measured	6827.8	Measured	Coal	Dry bottom wall-fired	Dry Lime FGD	Low NOx Burner Technology w/ Overfire Air	Selective Catalytic Red	Baghouse	Halogenated PAC Sorbent Injection	ARP, CSNOX, CSOSG2E, CSSO2G1, MATS
MI	J H Campbell	1710	3	########	3	1	632	453.6	Measured	0.067	Calculated	708	Measured	0.105	Calculated	297	Measured	0.044	Measured	6750.8	Measured	Coal	Dry bottom wall-fired	Dry Lime FGD	Low NOx Burner Technology w/ Overfire Air	Selective Catalytic Red	Baghouse	Halogenated PAC Sorbent Injection	ARP, CSNOX, CSOSG2E, CSSO2G1, MATS
MI	J H Campbell	1710	3	########	4	1	631	372.6	Measured	0.056	Calculated	703.6	Measured	0.105	Calculated	295.2	Measured	0.044	Measured	6708.8	Measured	Coal	Dry bottom wall-fired	Dry Lime FGD	Low NOx Burner Technology w/ Overfire Air	Selective Catalytic Red	Baghouse	Halogenated PAC Sorbent Injection	ARP, CSNOX, CSOSG2E, CSSO2G1, MATS
MI	J H Campbell	1710	3	########	5	1	632	325.4	Measured	0.049	Calculated	702.3	Measured	0.105	Calculated	287.9	Measured	0.043	Measured	6696	Measured	Coal	Dry bottom wall-fired	Dry Lime FGD	Low NOx Burner Technology w/ Overfire Air	Selective Catalytic Red	Baghouse	Halogenated PAC Sorbent Injection	ARP, CSNOX, CSOSG2E, CSSO2G1, MATS
MI	J H Campbell	1710	3	########	6	1	720	519.6	Measured	0.068	Calculated	796.8	Measured	0.105	Calculated	433	Measured	0.057	Measured	7597.3	Measured	Coal	Dry bottom wall-fired	Dry Lime FGD	Low NOx Burner Technology w/ Overfire Air	Selective Catalytic Red	Baghouse	Halogenated PAC Sorbent Injection	ARP, CSNOX, CSOSG2E, CSSO2G1, MATS
MI	J H Campbell	1710	3	########	7	1	756	938.6	Measured	0.119	Calculated	825.5	Measured	0.105	Calculated	566.7	Measured	0.072	Measured	7870.7	Measured	Coal	Dry bottom wall-fired	Dry Lime FGD	Low NOx Burner Technology w/ Overfire Air	Selective Catalytic Red	Baghouse	Halogenated PAC Sorbent Injection	ARP, CSNOX, CSOSG2E, CSSO2G1, MATS
MI	J H Campbell	1710	3	########	8	1	755	948	Measured	0.121	Calculated	822.8	Measured	0.105	Calculated	557	Measured	0.071	Measured	7845.4	Measured	Coal	Dry bottom wall-fired	Dry Lime FGD	Low NOx Burner Technology w/ Overfire Air	Selective Catalytic Red	Baghouse	Halogenated PAC Sorbent Injection	ARP, CSNOX, CSOSG2E, CSSO2G1, MATS
MI	J H Campbell	1710	3	########	9	1	757	602.5	Measured	0.075	Calculated	840.7	Measured	0.105	Calculated	505	Measured	0.063	Measured	8015.4	Measured	Coal	Dry bottom wall-fired	Dry Lime FGD	Low NOx Burner Technology w/ Overfire Air	Selective Catalytic Red	Baghouse	Halogenated PAC Sorbent Injection	ARP, CSNOX, CSOSG2E, CSSO2G1, MATS
MI	J H Campbell	1710	3	########	10	1	758	569.4	Measured	0.07	Calculated	852.6	Measured	0.105	Calculated	520.3	Measured	0.064	Measured	8129.7	Measured	Coal	Dry bottom wall-fired	Dry Lime FGD	Low NOx Burner Technology w/ Overfire Air	Selective Catalytic Red	Baghouse	Halogenated PAC Sorbent Injection	ARP, CSNOX, CSOSG2E, CSSO2G1, MATS
MI	J H Campbell	1710	3	########	11	1	723	578.6	Measured	0.075	Calculated	806	Measured	0.105	Calculated	391.9	Measured	0.051	Measured	7685.1	Measured	Coal	Dry bottom wall-fired	Dry Lime FGD	Low NOx Burner Technology w/ Overfire Air	Selective Catalytic Red	Baghouse	Halogenated PAC Sorbent Injection	ARP, CSNOX, CSOSG2E, CSSO2G1, MATS
MI	J H Campbell	1710	3	########	12	1	629	365.2	Measured	0.054	Calculated	703	Measured	0.105	Calculated	207.8	Measured	0.031	Measured	6702.9	Measured	Coal	Dry bottom wall-fired	Dry Lime FGD	Low NOx Burner Technology w/ Overfire Air	Selective Catalytic Red	Baghouse	Halogenated PAC Sorbent Injection	ARP, CSNOX, CSOSG2E, CSSO2G1, MATS
MI	J H Campbell	1710	3	########	13	1	633	452.7	Measured	0.067	Calculated	706.6	Measured	0.105	Calculated	215.6	Measured	0.032	Measured	6737.6	Measured	Coal	Dry bottom wall-fired	Dry Lime FGD	Low NOx Burner Technology w/ Overfire Air	Selective Catalytic Red	Baghouse	Halogenated PAC Sorbent Injection	ARP, CSNOX, CSOSG2E, CSSO2G1, MATS
MI	J H Campbell	1710	3	########	14	1	632	444.7	Measured	0.066	Calculated	708.7	Measured	0.105	Calculated	216.2	Measured	0.032	Measured	6756.8	Measured	Coal	Dry bottom wall-fired	Dry Lime FGD	Low NOx Burner Technology w/ Overfire Air	Selective Catalytic Red	Baghouse	Halogenated PAC Sorbent Injection	ARP, CSNOX, CSOSG2E, CSSO2G1, MATS
MI	J H Campbell	1710	3	########	15	1	632	400.8	Measured	0.059	Calculated	714.1	Measured	0.105	Calculated	217.9	Measured	0.032	Measured	6808.9	Measured	Coal	Dry bottom wall-fired	Dry Lime FGD	Low NOx Burner Technology w/ Overfire Air	Selective Catalytic Red	Baghouse	Halogenated PAC Sorbent Injection	ARP, CSNOX, CSOSG2E, CSSO2G1, MATS
MI	J H Campbell	1710	3	########	16	1	632	348.2	Measured	0.051	Calculated	714.7	Measured	0.105	Calculated	211.2	Measured	0.031	Measured	6814.4	Measured	Coal	Dry bottom wall-fired	Dry Lime FGD	Low NOx Burner Technology w/ Overfire Air	Selective Catalytic Red	Baghouse	Halogenated PAC Sorbent Injection	ARP, CSNOX, CSOSG2E, CSSO2G1, MATS
MI	J H Campbell	1710	3	########	17	1	631	251.5	Measured	0.037	Calculated	714.3	Measured	0.105	Calculated	231.6	Measured	0.034	Measured	6810.9	Measured	Coal	Dry bottom wall-fired	Dry Lime FGD	Low NOx Burner Technology w/ Overfire Air	Selective Catalytic Red	Baghouse	Halogenated PAC Sorbent Injection	ARP, CSNOX, CSOSG2E, CSSO2G1, MATS
MI	J H Campbell	1710	3	########	18	1	631	212.8	Measured	0.031	Calculated	724.1	Measured	0.105	Calculated	290	Measured	0.042	Measured	6904.4	Measured	Coal	Dry bottom wall-fired	Dry Lime FGD	Low NOx Burner Technology w/ Overfire Air	Selective Catalytic Red	Baghouse	Halogenated PAC Sorbent Injection	ARP, CSNOX, CSOSG2E, CSSO2G1, MATS
MI	J H Campbell	1710	3	########	19	1	632	431.4	Measured	0.062	Calculated	730.9	Measured	0.105	Calculated	348.5	Measured	0.05	Measured	6969.1	Measured	Coal	Dry bottom wall-fired	Dry Lime FGD	Low NOx Burner Technology w/ Overfire Air	Selective Catalytic Red	Baghouse	Halogenated PAC Sorbent Injection	ARP, CSNOX, CSOSG2E, CSSO2G1, MATS
MI	J H Campbell	1710	3	########	20	1	631	148.4	Measured	0.022	Calculated	716	Measured	0.105	Calculated	361.8	Measured	0.053	Measured	6826.6	Measured	Coal	Dry bottom wall-fired	Dry Lime FGD	Low NOx Burner Technology w/ Overfire Air	Selective Catalytic Red	Baghouse	Halogenated PAC Sorbent Injection	ARP, CSNOX, CSOSG2E, CSSO2G1, MATS
MI	J H Campbell	1710	3	########	21	1	631	92.1	Measured	0.013	Calculated	716.2	Measured	0.105	Calculated	368.8	Measured	0.054	Measured	6829.2	Measured	Coal	Dry bottom wall-fired	Dry Lime FGD	Low NOx Burner Technology w/ Overfire Air	Selective Catalytic Red	Baghouse	Halogenated PAC Sorbent Injection	ARP, CSNOX, CSOSG2E, CSSO2G1, MATS
MI	J H Campbell	1710	3	########	22	1	631	101.7	Measured	0.015	Calculated	718.2	Measured	0.105	Calculated	315	Measured	0.046	Measured	6847.6	Measured	Coal	Dry bottom wall-fired	Dry Lime FGD	Low NOx Burner Technology w/ Overfire Air	Selective Catalytic Red	Baghouse	Halogenated PAC Sorbent Injection	ARP, CSNOX, CSOSG2E, CSSO2G1, MATS
MI	J H Campbell	1710	3	########	23	1	633	89.9	Measured	0.013	Calculated	713.5	Measured	0.105	Calculated	258.5	Measured	0.038	Measured	6802.6	Measured	Coal	Dry bottom wall-fired	Dry Lime FGD	Low NOx Burner Technology w/ Overfire Air	Selective Catalytic Red	Baghouse	Halogenated PAC Sorbent Injection	ARP, CSNOX, CSOSG2E, CSSO2G1, MATS
MI	J H Campbell	1710	3	########	0	1	633	99.2	Measured	0.015	Calculated	706.7	Measured	0.105	Calculated	289.7	Measured	0.043	Measured	6737.9	Measured	Coal	Dry bottom wall-fired	Dry Lime FGD	Low NOx Burner Technology w/ Overfire Air	Selective Catalytic Red	Baghouse	Halogenated PAC Sorbent Injection	ARP, CSNOX, CSOSG2E, CSSO2G1, MATS
MI	J H Campbell	1710	3	########	1	1	632	164	Measured	0.024	Calculated	703.7	Measured	0.105	Calculated	295.2	Measured	0.044	Measured	6709.8	Measured	Coal	Dry bottom wall-fired	Dry Lime FGD	Low NOx Burner Technology w/ Overfire Air	Selective Catalytic Red	Baghouse	Halogenated PAC Sorbent Injection	ARP, CSNOX, CSOSG2E, CSSO2G1, MATS
MI	J H Campbell	1710	3	########	2	1	632	218	Measured	0.033	Calculated	697.8	Measured	0.105	Calculated	292.7	Measured	0.044	Measured	6653	Measured	Coal	Dry bottom wall-fired	Dry Lime FGD	Low NOx Burner Technology w/ Overfire Air	Selective Catalytic Red	Baghouse	Halogenated PAC Sorbent Injection	ARP, CSNOX, CSOSG2E, CSSO2G1, MATS
MI	J H Campbell	1710	3	########	3	1	632	242.6	Measured	0.036	Calculated	700.5	Measured	0.105	Calculated	293.9	Measured	0.044	Measured	6679.4	Measured	Coal	Dry bottom wall-fired	Dry Lime FGD	Low NOx Burner Technology w/ Overfire Air	Selective Catalytic Red	Baghouse	Halogenated PAC Sorbent Injection	ARP, CSNOX, CSOSG2E, CSSO2G1, MATS
MI	J H Campbell	1710	3	########	4	1	631	232.6	Measured	0.035	Cal

MI	J H Campbell	1710	3	########	3	1	634	237.2	Measured	0.035	Calculated	716.9	Measured	0.105	Calculated	334.9	Measured	0.049	Measured	6835	Measured	Coal	Dry bottom wall-fired	Dry Lime FGD	Low NOx Burner Technology w/ Overfire Air	Selective Catalytic Red	Baghouse	Halogenated PAC Sorbent Injection	ARP, CSNOX, CSOSG2E, CSSO2G1, MATS
MI	J H Campbell	1710	3	########	4	1	634	240.8	Measured	0.036	Calculated	709.5	Measured	0.105	Calculated	345	Measured	0.051	Measured	6765	Measured	Coal	Dry bottom wall-fired	Dry Lime FGD	Low NOx Burner Technology w/ Overfire Air	Selective Catalytic Red	Baghouse	Halogenated PAC Sorbent Injection	ARP, CSNOX, CSOSG2E, CSSO2G1, MATS
MI	J H Campbell	1710	3	########	5	1	632	156	Measured	0.023	Calculated	710.1	Measured	0.105	Calculated	338.6	Measured	0.05	Measured	6771	Measured	Coal	Dry bottom wall-fired	Dry Lime FGD	Low NOx Burner Technology w/ Overfire Air	Selective Catalytic Red	Baghouse	Halogenated PAC Sorbent Injection	ARP, CSNOX, CSOSG2E, CSSO2G1, MATS
MI	J H Campbell	1710	3	########	6	1	631	155.3	Measured	0.023	Calculated	700.2	Measured	0.105	Calculated	327.1	Measured	0.049	Measured	6675.8	Measured	Coal	Dry bottom wall-fired	Dry Lime FGD	Low NOx Burner Technology w/ Overfire Air	Selective Catalytic Red	Baghouse	Halogenated PAC Sorbent Injection	ARP, CSNOX, CSOSG2E, CSSO2G1, MATS
MI	J H Campbell	1710	3	########	7	1	630	137.7	Measured	0.02	Calculated	706.2	Measured	0.105	Calculated	303	Measured	0.045	Measured	6733	Measured	Coal	Dry bottom wall-fired	Dry Lime FGD	Low NOx Burner Technology w/ Overfire Air	Selective Catalytic Red	Baghouse	Halogenated PAC Sorbent Injection	ARP, CSNOX, CSOSG2E, CSSO2G1, MATS
MI	J H Campbell	1710	3	########	8	1	631	82	Measured	0.012	Calculated	720.1	Measured	0.105	Calculated	302.1	Measured	0.044	Measured	6865.9	Measured	Coal	Dry bottom wall-fired	Dry Lime FGD	Low NOx Burner Technology w/ Overfire Air	Selective Catalytic Red	Baghouse	Halogenated PAC Sorbent Injection	ARP, CSNOX, CSOSG2E, CSSO2G1, MATS
MI	J H Campbell	1710	3	########	9	1	634	69.1	Measured	0.01	Calculated	718.5	Measured	0.105	Calculated	308.3	Measured	0.045	Measured	6850.2	Measured	Coal	Dry bottom wall-fired	Dry Lime FGD	Low NOx Burner Technology w/ Overfire Air	Selective Catalytic Red	Baghouse	Halogenated PAC Sorbent Injection	ARP, CSNOX, CSOSG2E, CSSO2G1, MATS
MI	J H Campbell	1710	3	########	10	1	631	102	Measured	0.015	Calculated	726.6	Measured	0.105	Calculated	304.8	Measured	0.044	Measured	6927.9	Measured	Coal	Dry bottom wall-fired	Dry Lime FGD	Low NOx Burner Technology w/ Overfire Air	Selective Catalytic Red	Baghouse	Halogenated PAC Sorbent Injection	ARP, CSNOX, CSOSG2E, CSSO2G1, MATS
MI	J H Campbell	1710	3	########	11	1	633	109.7	Measured	0.016	Calculated	733.5	Measured	0.105	Calculated	307.7	Measured	0.044	Measured	6993.8	Measured	Coal	Dry bottom wall-fired	Dry Lime FGD	Low NOx Burner Technology w/ Overfire Air	Selective Catalytic Red	Baghouse	Halogenated PAC Sorbent Injection	ARP, CSNOX, CSOSG2E, CSSO2G1, MATS
MI	J H Campbell	1710	3	########	12	1	631	142.9	Measured	0.021	Calculated	729.3	Measured	0.105	Calculated	319.9	Measured	0.046	Measured	6953.3	Measured	Coal	Dry bottom wall-fired	Dry Lime FGD	Low NOx Burner Technology w/ Overfire Air	Selective Catalytic Red	Baghouse	Halogenated PAC Sorbent Injection	ARP, CSNOX, CSOSG2E, CSSO2G1, MATS
MI	J H Campbell	1710	3	########	13	1	632	143.1	Measured	0.021	Calculated	730.2	Measured	0.105	Calculated	320.3	Measured	0.046	Measured	6962.3	Measured	Coal	Dry bottom wall-fired	Dry Lime FGD	Low NOx Burner Technology w/ Overfire Air	Selective Catalytic Red	Baghouse	Halogenated PAC Sorbent Injection	ARP, CSNOX, CSOSG2E, CSSO2G1, MATS
MI	J H Campbell	1710	3	########	14	1	632	146.4	Measured	0.021	Calculated	721	Measured	0.105	Calculated	323.1	Measured	0.047	Measured	6874.6	Measured	Coal	Dry bottom wall-fired	Dry Lime FGD	Low NOx Burner Technology w/ Overfire Air	Selective Catalytic Red	Baghouse	Halogenated PAC Sorbent Injection	ARP, CSNOX, CSOSG2E, CSSO2G1, MATS
MI	J H Campbell	1710	3	########	15	1	631	163.1	Measured	0.024	Calculated	711.7	Measured	0.105	Calculated	318.9	Measured	0.047	Measured	6785.6	Measured	Coal	Dry bottom wall-fired	Dry Lime FGD	Low NOx Burner Technology w/ Overfire Air	Selective Catalytic Red	Baghouse	Halogenated PAC Sorbent Injection	ARP, CSNOX, CSOSG2E, CSSO2G1, MATS
MI	J H Campbell	1710	3	########	16	1	632	171.4	Measured	0.025	Calculated	720.6	Measured	0.105	Calculated	309.2	Measured	0.045	Measured	6871	Measured	Coal	Dry bottom wall-fired	Dry Lime FGD	Low NOx Burner Technology w/ Overfire Air	Selective Catalytic Red	Baghouse	Halogenated PAC Sorbent Injection	ARP, CSNOX, CSOSG2E, CSSO2G1, MATS
MI	J H Campbell	1710	3	########	17	1	631	165.2	Measured	0.024	Calculated	719.2	Measured	0.105	Calculated	308.6	Measured	0.045	Measured	6857	Measured	Coal	Dry bottom wall-fired	Dry Lime FGD	Low NOx Burner Technology w/ Overfire Air	Selective Catalytic Red	Baghouse	Halogenated PAC Sorbent Injection	ARP, CSNOX, CSOSG2E, CSSO2G1, MATS
MI	J H Campbell	1710	3	########	18	1	633	148.4	Measured	0.022	Calculated	721.1	Measured	0.105	Calculated	309.4	Measured	0.045	Measured	6875.6	Measured	Coal	Dry bottom wall-fired	Dry Lime FGD	Low NOx Burner Technology w/ Overfire Air	Selective Catalytic Red	Baghouse	Halogenated PAC Sorbent Injection	ARP, CSNOX, CSOSG2E, CSSO2G1, MATS
MI	J H Campbell	1710	3	########	19	1	632	172.6	Measured	0.025	Calculated	718	Measured	0.105	Calculated	314.9	Measured	0.046	Measured	6845.8	Measured	Coal	Dry bottom wall-fired	Dry Lime FGD	Low NOx Burner Technology w/ Overfire Air	Selective Catalytic Red	Baghouse	Halogenated PAC Sorbent Injection	ARP, CSNOX, CSOSG2E, CSSO2G1, MATS
MI	J H Campbell	1710	3	########	20	1	631	189.3	Measured	0.028	Calculated	715.6	Measured	0.105	Calculated	307	Measured	0.045	Measured	6823	Measured	Coal	Dry bottom wall-fired	Dry Lime FGD	Low NOx Burner Technology w/ Overfire Air	Selective Catalytic Red	Baghouse	Halogenated PAC Sorbent Injection	ARP, CSNOX, CSOSG2E, CSSO2G1, MATS
MI	J H Campbell	1710	3	########	21	1	633	169.2	Measured	0.025	Calculated	717.9	Measured	0.105	Calculated	308	Measured	0.045	Measured	6845.2	Measured	Coal	Dry bottom wall-fired	Dry Lime FGD	Low NOx Burner Technology w/ Overfire Air	Selective Catalytic Red	Baghouse	Halogenated PAC Sorbent Injection	ARP, CSNOX, CSOSG2E, CSSO2G1, MATS
MI	J H Campbell	1710	3	########	22	1	630	138.8	Measured	0.02	Calculated	711.8	Measured	0.105	Calculated	312.2	Measured	0.046	Measured	6786.6	Measured	Coal	Dry bottom wall-fired	Dry Lime FGD	Low NOx Burner Technology w/ Overfire Air	Selective Catalytic Red	Baghouse	Halogenated PAC Sorbent Injection	ARP, CSNOX, CSOSG2E, CSSO2G1, MATS
MI	J H Campbell	1710	3	########	23	1	633	158	Measured	0.023	Calculated	712.4	Measured	0.105	Calculated	312.5	Measured	0.046	Measured	6792.6	Measured	Coal	Dry bottom wall-fired	Dry Lime FGD	Low NOx Burner Technology w/ Overfire Air	Selective Catalytic Red	Baghouse	Halogenated PAC Sorbent Injection	ARP, CSNOX, CSOSG2E, CSSO2G1, MATS
MI	J H Campbell	1710	3	########	0	1	632	178.2	Measured	0.027	Calculated	703	Measured	0.105	Calculated	308.3	Measured	0.046	Measured	6703.2	Measured	Coal	Dry bottom wall-fired	Dry Lime FGD	Low NOx Burner Technology w/ Overfire Air	Selective Catalytic Red	Baghouse	Halogenated PAC Sorbent Injection	ARP, CSNOX, CSOSG2E, CSSO2G1, MATS
MI	J H Campbell	1710	3	########	1	1	630	199.9	Measured	0.03	Calculated	699.5	Measured	0.105	Calculated	300.1	Measured	0.045	Measured	6669.1	Measured	Coal	Dry bottom wall-fired	Dry Lime FGD	Low NOx Burner Technology w/ Overfire Air	Selective Catalytic Red	Baghouse	Halogenated PAC Sorbent Injection	ARP, CSNOX, CSOSG2E, CSSO2G1, MATS
MI	J H Campbell	1710	3	########	2	1	631	163.1	Measured	0.025	Calculated	695.3	Measured	0.105	Calculated	344.8	Measured	0.052	Measured	6629.9	Measured	Coal	Dry bottom wall-fired	Dry Lime FGD	Low NOx Burner Technology w/ Overfire Air	Selective Catalytic Red	Baghouse	Halogenated PAC Sorbent Injection	ARP, CSNOX, CSOSG2E, CSSO2G1, MATS
MI	J H Campbell	1710	3	########	3	1	631	133	Measured	0.02	Calculated	694.9	Measured	0.105	Calculated	437.3	Measured	0.066	Measured	6625.6	Measured	Coal	Dry bottom wall-fired	Dry Lime FGD	Low NOx Burner Technology w/ Overfire Air	Selective Catalytic Red	Baghouse	Halogenated PAC Sorbent Injection	ARP, CSNOX, CSOSG2E, CSSO2G1, MATS
MI	J H Campbell	1710	3	########	4	1	632	168.6	Measured	0.025	Calculated	701.2	Measured	0.105	Calculated	414.5	Measured	0.062	Measured	6685.6	Measured	Coal	Dry bottom wall-fired	Dry Lime FGD	Low NOx Burner Technology w/ Overfire Air	Selective Catalytic Red	Baghouse	Halogenated PAC Sorbent Injection	ARP, CSNOX, CSOSG2E, CSSO2G1, MATS
MI	J H Campbell	1710	3	########	5	1	631	144.8	Measured	0.022	Calculated	688.5	Measured	0.105	Calculated	347.9	Measured	0.053	Measured	6564.6	Measured	Coal	Dry bottom wall-fired	Dry Lime FGD	Low NOx Burner Technology w/ Overfire Air	Selective Catalytic Red	Baghouse	Halogenated PAC Sorbent Injection	ARP, CSNOX, CSOSG2E, CSSO2G1, MATS
MI	J H Campbell	1710	3	########	6	1	631	133.8	Measured	0.02	Calculated	695.7	Measured	0.105	Calculated	311.8	Measured	0.047	Measured	6633	Measured	Coal	Dry bottom wall-fired	Dry Lime FGD	Low NOx Burner Technology w/ Overfire Air	Selective Catalytic Red	Baghouse	Halogenated PAC Sorbent Injection	ARP, CSNOX, CSOSG2E, CSSO2G1, MATS
MI	J H Campbell	1710	3	########	7	1	632	165.7	Measured	0.025	Calculated	696.7	Measured	0.105	Calculated	272.4	Measured	0.041	Measured	6643	Measured	Coal	Dry bottom wall-fired	Dry Lime FGD	Low NOx Burner Technology w/ Overfire Air	Selective Catalytic Red	Baghouse	Halogenated PAC Sorbent Injection	ARP, CSNOX, CSOSG2E, CSSO2G1, MATS
MI	J H Campbell	1710	3	########	8	1	631	171.7	Measured	0.026	Calculated	698.6	Measured	0.105	Calculated	253.1	Measured	0.038	Measured	6661.1	Measured	Coal	Dry bottom wall-fired	Dry Lime FGD	Low NOx Burner Technology w/ Overfire Air	Selective Catalytic Red	Baghouse	Halogenated PAC Sorbent Injection	ARP, CSNOX, CSOSG2E, CSSO2G1, MATS
MI	J H Campbell	1710	3	########	9	1	634	172.7	Measured	0.026	Calculated	708.9	Measured	0.105	Calculated	223	Measured	0.033	Measured	6758.8	Measured	Coal	Dry bottom wall-fired	Dry Lime FGD	Low NOx Burner Technology w/ Overfire Air	Selective Catalytic Red	Baghouse	Halogenated PAC Sorbent Injection	ARP, CSNOX, CSOSG2E, CSSO2G1, MATS
MI	J H Campbell	1710	3	########	10	1	631	130.7	Measured	0.019	Calculated	715.3	Measured	0.105	Calculated	218.2	Measured	0.032	Measured	6820.2	Measured	Coal	Dry bottom wall-fired	Dry Lime FGD	Low NOx Burner Technology w/ Overfire Air	Selective Catalytic Red	Baghouse	Halogenated PAC Sorbent Injection	ARP, CSNOX, CSOSG2E, CSSO2G1, MATS
MI	J H Campbell	1710	3	########	11	1	632	157.2	Measured	0.023	Calculated	730.6	Measured	0.105	Calculated	209	Measured	0.03	Measured	6965.6	Measured	Coal	Dry bottom wall-fired	Dry Lime FGD	Low NOx Burner Technology w/ Overfire Air	Selective Catalytic Red	Baghouse	Halogenated PAC Sorbent Injection	ARP, CSNOX, CSOSG2E, CSSO2G1, MATS
MI	J H Campbell	1710	3	########	12	1	632	119.9	Measured	0.017	Calculated	736.9	Measured	0.105	Calculated	217.8	Measured	0.031	Measured	7026.6	Measured	Coal	Dry bottom wall-fired	Dry Lime FGD	Low NOx Burner Technology w/ Overfire Air	Selective Catalytic Red	Baghouse	Halogenated PAC Sorbent Injection	ARP, CSNOX, CSOSG2E, CSSO2G1, MATS
MI	J H Campbell	1710	3	########	13	1	633	144.3	Measured	0.021	Calculated	726.7	Measured	0.105	Calculated	194	Measured	0.028	Measured	6928.8	Measured	Coal	Dry bottom wall-fired	Dry Lime FGD	Low NOx Burner Technology w/ Overfire Air	Selective Catalytic Red	Baghouse	Halogenated PAC Sorbent Injection	ARP, CSNOX, CSOSG2E, CSSO2G1, MATS
MI	J H Campbell	1710	3	########	14	1	631	197.5	Measured	0.029	Calculated	724.7	Measured	0.105	Calculated	138.2	Measured	0.02	Measured	6909.9	Measured	Coal	Dry bottom wall-fired	Dry Lime FGD	Low NOx Burner Technology w/ Overfire Air	Selective Catalytic Red	Baghouse	Halogenated PAC Sorbent Injection	ARP, CSNOX, CSOSG2E, CSSO2G1, MATS
MI	J H Campbell	1710	3	########	15	1	633	441.7	Measured	0.064	Calculated	724.4	Measured	0.105	Calculated	214.1	Measured	0.031	Measured	6907.3	Measured	Coal	Dry bottom wall-fired	Dry Lime FGD	Low NOx Burner Technology w/ Overfire Air	Selective Catalytic Red	Baghouse	Halogenated PAC Sorbent Injection	ARP, CSNOX, CSOSG2E, CSSO2G1, MATS
MI	J H Campbell	1710	3	########	16	1	633	789.6	Measured	0.116	Calculated	715.9	Measured	0.105	Calculated	218.4	Measured	0.032	Measured	6826	Measured	Coal	Dry bottom wall-fired	Dry Lime FGD	Low NOx Burner Technology w/ Overfire Air	Selective Catalytic Red	Baghouse	Halogenated PAC Sorbent Injection	ARP, CSNOX, CSOSG2E, CSSO2G1, MATS
MI	J H Campbell	1710	3	########	17	1	632	156.8	Measured	0.023	Calculated	713.6	Measured	0.105	Calculated	244.9	Measured	0.036	Measured	6803.8	Measured	Coal	Dry bottom wall-fired	Dry Lime FGD	Low NOx Burner Technology w/ Overfire Air	Selective Catalytic Red	Baghouse	Halogenated PAC Sorbent Injection	ARP, CSNOX, CSOSG2E, CSSO2G1, MATS
MI	J H Campbell	1710	3	########	18	1	633	153.7	Measured	0.023	Calculated	710.4	Measured	0.105	Calculated	162.6	Measured	0.024	Measured	6773.6	Measured	Coal	Dry bottom wall-fired	Dry Lime FGD	Low NOx Burner Technology w/ Overfire Air	Selective Catalytic Red	Baghouse	Halogenated PAC Sorbent Injection	ARP, CSNOX, CSOSG2E, CSSO2G1, MATS
MI	J H Campbell	1710	3	########	19	1	632	213.8	Measured	0.032	Calculated	707.3	Measured	0.105	Calculated	155.1	Measured	0.023	Measured	6743.5	Measured	Coal	Dry bottom wall-fired	Dry Lime FGD	Low NOx Burner Technology w/ Overfire Air	Selective Catalytic Red	Baghouse	Halogenated PAC Sorbent Injection	ARP, CSNOX, CSOSG2E, CSSO2G1, MATS
MI	J H Campbell	1710	3	########	20	1	631	222.6	Measured	0.033	Calculated	710.8	Measured	0.105	Calculated	142.3	Measured	0.021	Measured	6777.1	Measured	Coal	Dry bottom wall-fired	Dry Lime FGD	Low NOx Burner Technology w/ Overfire Air	Selective Catalytic Red	Baghouse	Halogenated PAC Sorbent Injection	ARP, CSNOX, CSOSG2E, CSSO2G1, MATS
MI	J H Campbell	1710	3	########	21	1	632	202.8	Measured	0.03	Calculated	709.7	Measured	0.105	Calculated	155.6	Measured	0.023	Measured	6766.8	Measured	Coal	Dry bottom wall-fired	Dry Lime FGD	Low NOx Burner Technology w/ Overfire Air	Selective Catalytic Red	Baghouse	Halogenated PAC Sorbent Injection	ARP, CSNOX, CSOSG2E, CSSO2G1, MATS
MI	J H Campbell	1710	3	########	22	1	631	188.8	Measured	0.028	Calculated	708.4	Measured	0.105	Calculated	155.4	Measured	0.023	Measured	6754.4	Measured	Coal	Dry bottom wall-fired	Dry Lime FGD	Low NOx Burner Technology w/ Overfire Air	Selective Catalytic Red	Baghouse	Halogenated PAC Sorbent Injection	ARP, CSNOX, CSOSG2E, CSSO2G1, MATS
MI	J H Campbell	1710	3	########	23	1	633	214.7	Measured	0.032	Calculated	710.5	Measured	0.105	Calculated	142.3	Measured	0.021	Measured	6774	Measured	Coal	Dry bottom wall-fired	Dry Lime FGD	Low NOx Burner Technology w/ Overfire Air	Selective Catalytic Red	Baghouse	Halogenated PAC Sorbent Injection	ARP, CSNOX, CSOSG2E, CSSO2G1, MATS
MI	J H Campbell	1710	3	########	0	1	633	218.6	Measured	0.032	Calculated	710.5	Measured	0.105	Calculated	142.3	Measured	0.021	Measured	6774.4	Measured	Coal	Dry bottom wall-fired	Dry Lime FGD	Low NOx Burner Technology w/ Overfire Air	Selective Catalytic Red	Baghouse	Halogenated PAC Sorbent Injection	ARP, CSNOX, CSOSG2E, CSSO2G1, MATS
MI	J H Campbell	1710	3	########	1	1	632	206.3	Measured	0.031	Calculated	708.4	Measured	0.105	Calculated	141.9	Measured	0.021	Measured	6754.9	Measured	Coal	Dry bottom wall-fired	Dry Lime FGD	Low NOx Burner Technology w/ Overfire Air	Selective Catalytic Red	Baghouse	Halogenated PAC Sorbent Injection	ARP, CSNOX, CSOSG2E, CSSO2G1, MATS
MI	J H Campbell	1710	3	########	2	1	632	195.2	Measured	0.029	Calculated	696.7	Measured	0.105	Calculated	159.4	Measured	0.024	Measured	6642.6	Measured	Coal	Dry bottom wall-fired	Dry Lime FGD	Low NOx Burner Technology w/ Overfire Air	Selective Catalytic Red	Baghouse	Halogenated PAC Sorbent Injection	ARP, CSNOX, CSOSG2E, CSSO2G1, MATS
MI	J H Campbell	1710	3	########	3	1	633	198.7	Measured	0.03	Calculated	695.5	Measured	0.105	Calculated	172.4	Measured	0.026	Measured	6631.6	Measured	Coal	Dry bottom wall-fired	Dry Lime FGD	Low NOx Burner Technology w/ Overfire Air	Selective Catalytic Red	Baghouse	Halogenated PAC Sorbent Injection	ARP, CSNOX, CSOSG2E, CSSO2G1, MATS
MI	J H Campbell	1710	3	########	4	1	631	196.1	Measured	0.029	Calculated	699.9	Measured	0.105	Calculated	160.2	Measured	0.024	Measured	6673.6	Measured	Coal	Dry bottom wall-fired	Dry Lime FGD	Low NOx Burner Technology w/ Overfire Air	Selective Catalytic Red	Baghouse	Halogenated PAC Sorbent Injection	ARP, CSNOX, CSOSG2E, CSSO2G1, MATS
MI	J H Campbell	1710	3	########	5	1	632	187.7	Measured	0.028	Calculated	711	Measured	0.105	Calculated	155.9	Measured	0.023	Measured	6779.5	Measured	Coal	Dry bottom wall-fired	Dry Lime FGD	Low NOx Burner Technology w/ Overfire Air	Selective Catalytic Red	Baghouse	Halogenated PAC Sorbent Injection	ARP, CSNOX, CSOSG2E, CSSO2G1, MATS
MI	J H Campbell	1710	3	########	6	1	634	182.7	Measured	0.027	Calculated	713.9	Measured	0.105	Calculated	170.2	Measured	0.025	Measured	6806.9	Measured	Coal	Dry bottom wall-fired	Dry Lime FGD	Low NOx Burner Technology w/ Overfire Air	Selective Catalytic Red	Baghouse	Halogenated PAC Sorbent Injection	ARP, CSNOX, CSOSG2E, CSSO2G1, MATS
MI	J H Campbell	1710	3	########	7	1	632	167.6	Measured	0.025	Calculated	716	Measured	0.105	Calculated	68.3	Measured	0.01	Measured	6827.2	Measured	Coal	Dry bottom wall-fired	Dry Lime FGD	Low NOx Burner Technology w/ Overfire Air	Selective Catalytic Red	Baghouse	Halogenated PAC Sorbent Injection	ARP, CSNOX, CSOSG2E, CSSO2G1, MATS
MI	J H Campbell	1710	3	########	8	1	631	188.1	Measured	0.027	Calculated	725.8	Measured	0.105	Calculated	103.8	Measured	0.015	Measured	6920.4	Measured	Coal	Dry bottom wall-fired	Dry Lime FGD	Low NOx Burner Technology w/ Overfire Air	Selective Catalytic Red	Baghouse	Halogenated PAC Sorbent Injection	ARP, CSNOX, CSOSG2E, CSSO2G1, MATS
MI	J H Campbell	1710	3	########	9	1	632	183.9	Measured	0.026	Calculated	732.1	Measured	0.105	Calculated	97.7	Measured	0.014	Measured	6980.4	Measured	Coal	Dry bottom wall-fired	Dry Lime FGD	Low NOx Burner Technology w/ Overfire Air	Selective Catalytic Red	Baghouse	Halogenated PAC Sorbent Injection	ARP, CSNOX, CSOSG2E, CSSO2G1, MATS
MI	J H Campbell	1710	3	########	10	1	633	153.4	Measured	0.022	Calculated	729.4	Measured	0.105	Calculated	104.3	Measured	0.015	Measured	6954.4	Measured	Coal	Dry bottom wall-fired	Dry Lime FGD	Low NOx Burner Technology w/ Overfire Air	Selective Catalytic Red	Baghouse	Halogenated PAC Sorbent Injection	ARP, CSNOX, CSOSG2E, CSSO2G1, MATS
MI	J H Campbell	1710	3	########	11	1	632	182	Measured	0.027	Calculated	719.2	Measured	0.105	Calculated	116.6	Measured	0.017	Measured	6857.1	Measured	Coal	Dry bottom wall-fired	Dry Lime FGD	Low NOx Burner Technology w/ Overfire Air	Selective Catalytic Red	Baghouse	Halogenated PAC Sorbent Injection	ARP, CSNOX, CSOSG2E, CSSO2G1, MATS
MI	J H Campbell	1710	3	########	12	1	633	203.9	Measured	0.03	Calculated	720.5	Measured	0.105	Calculated	116.8	Measured	0.017	Measured	6869.4	Measured	Coal	Dry bottom wall-fired	Dry Lime FGD	Low NOx Burner Technology w/ Overfire Air	Selective Catalytic Red	Baghouse	Halogenated PAC Sorbent Injection	ARP, CSNOX, CSOSG2E, CSSO2G1, MATS
MI	J H Campbell	1710	3	########	13	1	632	170.5	Measured	0.025	Calculated	719.9	Measured	0.105	Calculated	116.7	Measured	0.017	Measured	6864.2	Measured	Coal	Dry bottom wall-fired	Dry Lime FGD	Low NOx Burner Technology w/ Overfire Air	Selective Catalytic Red	Baghouse	Halogenated PAC Sorbent Injection	ARP, CSNOX, CSOSG2E, CSSO2G1, MATS
MI	J H Campbell	1710	3	########	14	1	633	153.6	Measured	0.022	Calculated	730.1	Measured	0.105	Calculated	104.4	Measured	0.015	Measured	6961	Measured	Coal	Dry bottom wall-fired	Dry Lime FGD	Low NOx Burner Technology w/ Overfire Air	Selective Catalytic Red	Baghouse	Halogenated PAC Sorbent Injection	ARP, CSNOX, CSOSG2E, CSSO2G1, MATS
MI	J H Campbell	1710	3	########	15	1	631	138.3	Measured	0.02	Calculated	725.9	Measured	0.105	Calculated	221.5	Measured	0.032	Measured	6921.6	Measured	Coal	Dry bottom wall-fired	Dry Lime FGD	Low NOx Burner Technology w/ Overfire Air	Selective Catalytic Red	Baghouse	Halogenated PAC Sorbent Injection	ARP, CSNOX, CSOSG2E, CSSO2G1, MATS
MI	J H Campbell	1710	3	########	16	1	634	205.8	Measured	0.03	Calculated	727	Measured	0.105	Calculated	339.7	Measured	0.049	Measured	6932.1	Measured	Coal	Dry bottom wall-fired	Dry Lime FGD	Low NOx Burner Technology w/ Overfire Air	Selective Catalytic Red	Baghouse	Halogenated PAC Sorbent Injection	ARP, CSNOX, CSOSG2E, CSSO2G1, MATS
MI	J H Campbell	1710	3	########	17	1	632	318.8	Measured	0.046	Calculated	720.6	Measured	0.105	Calculated	357.3	Measured	0.052	Measured	6871	Measured	Coal	Dry bottom wall-fired	Dry Lime FGD	Low NOx Burner Technology w/ Overfire Air	Selective Catalytic Red	Baghouse	Halogenated PAC Sorbent Injection	ARP, CSNOX, CSOSG2E, CSSO2G1, MATS
MI	J H Campbell	1710	3	########	18	1	632	221.8	Measured	0.033	Calculated	714.5	Measured	0.105	Calculated	374.7	Measured	0.055	Measured	6812.2	Measured	Coal	Dry bottom wall-fired	Dry Lime FGD	Low NOx Burner Technology w/ Overfire Air	Selective Catalytic Red	Baghouse	Halogenated PAC Sorbent Injection	ARP, CSNOX, CSOSG2E, CSSO2G1, MATS
MI	J H Campbell	1710	3	########	19	1	632	140	Measured	0.02	Calculated	717.9	Measured	0.105	Calculated	403.9	Measured	0.059	Measured	6845	Measured	Coal	Dry bottom wall-fired	Dry Lime FGD	Low NOx Burner Technology w/ Overfire Air	Selective Catalytic Red	Baghouse	Halogenated PAC Sorbent Injection	ARP, CSNOX, CSOSG2E, CSSO2G1, MATS
MI	J H Campbell	1710	3	########	20	1	632	133.1	Measured	0.019	Calculated	716.1	Measured	0.105	Calculated	416.5	Measured	0.061	Measured	6827.5	Measured	Coal	Dry bottom wall-fired	Dry Lime FGD	Low NOx Burner Technology w/ Overfire Air	Selective Catalytic Red	Baghouse	Halogenated PAC Sorbent Injection	ARP, CSNOX, CSOSG2E, CSSO2G1, MATS
MI	J H Campbell	1710	3	########	21	1	633	138.6	Measured	0.02	Calculated	720.8	Measured	0.105	Calculated	460.5	Measured	0.067	Measured	6872.7	Measured	Coal	Dry bottom wall-fired	Dry Lime FGD	Low NOx Burner Technology w/ Overfire Air	Selective Catalytic Red	Baghouse	Halogenated PAC Sorbent Injection	ARP, CSNOX, CSOSG2E, CSSO2G1, MATS
MI	J H Campbell	1710	3	########	22	1	631	181.9	Measured	0.027	Calculated	719.8	Measured	0.105	Calculated	377.5	Measured	0.055	Measured	6862.9	Measured	Coal	Dry bottom wall-fired	Dry Lime FGD	Low NOx Burner Technology w/ Overfire Air	Selective Catalytic Red	Baghouse	Halogenated PAC Sorbent Injection	ARP, CSNOX, CSOSG2E, CSSO2G1, MATS
MI	J H Campbell	1710	3	########	23	1	632	199.8	Measured	0.029	Calculated	726.6	Measured	0.105	Calculated	325.6	Measured	0.047	Measured	6928.3	Measured	Coal	Dry bottom wall-fired	Dry Lime FGD	Low NOx Burner Technology w/ Overfire Air	Selective Catalytic Red	Baghouse	Halogenated PAC Sorbent Injection	ARP, CSNOX, CSOSG2E, CSSO2G1, MATS
MI	J H Campbell	1710	3	########	0	1	633	196.2	Measured	0.029	Calculated	721.2	Measured	0.105	Calculated	343.8	Measured	0.05	Measured	6876	Measured	Coal	Dry bottom wall-fired	Dry Lime FGD	Low NOx Burner Technology w/ Overfire Air	Selective Catalytic Red	Baghouse	Halogenated PAC Sorbent Injection	ARP, CSNOX, CSOSG2E, CSSO2G1, MATS
MI	J H Campbell	1710	3	########	1	1	632	177.9	Measured	0.026	Calculated	719.6	Measured	0.105	Calculated	343.1	Measured	0.05	Measured	6861	Measured	Coal	Dry bottom wall-fired	Dry Lime FGD	Low NOx Burner Technology w/ Overfire Air	Selective Catalytic Red	Baghouse	Halogenated PAC Sorbent Injection	ARP, CSNOX, CSOSG2E, CSSO2G1, MATS
MI	J H Campbell	1710	3	########	2	1	633	193.4	Measured	0.029	Calculated	711.4	Measured	0.105	Calculated	332.4	Measured	0.049	Measured	6782.8	Measured	Coal	Dry bottom wall-fired	Dry Lime FGD	Low NOx Burner Technology w/ Overfire Air	Selective Catalytic Red	Baghouse	Halogenated PAC Sorbent Injection	ARP, CSNOX, CSOSG2E, CSSO2G1, MATS
MI	J H Campbell	1710	3	########	3	1	632	227.4	Measured	0.033	Cal

MI	J H Campbell	1710	3	########	2	1	632	187.4	Measured	0.028	Calculated	694.6	Measured	0.105	Calculated	132.5	Measured	0.02	Measured	6623.1	Measured	Coal	Dry bottom wall-fired	Dry Lime FGD	Low NOx Burner Technology w/ Overfire Air	Selective Catalytic Red	Baghouse	Halogenated PAC Sorbent Injection	ARP, CSNOX, CSOSG2E, CSSO2G1, MATS
MI	J H Campbell	1710	3	########	3	1	632	232.3	Measured	0.035	Calculated	690.1	Measured	0.105	Calculated	348.7	Measured	0.053	Measured	6579.9	Measured	Coal	Dry bottom wall-fired	Dry Lime FGD	Low NOx Burner Technology w/ Overfire Air	Selective Catalytic Red	Baghouse	Halogenated PAC Sorbent Injection	ARP, CSNOX, CSOSG2E, CSSO2G1, MATS
MI	J H Campbell	1710	3	########	4	1	630	507.5	Measured	0.079	Calculated	672.6	Measured	0.105	Calculated	153.9	Measured	0.024	Measured	6413.1	Measured	Coal	Dry bottom wall-fired	Dry Lime FGD	Low NOx Burner Technology w/ Overfire Air	Selective Catalytic Red	Baghouse	Halogenated PAC Sorbent Injection	ARP, CSNOX, CSOSG2E, CSSO2G1, MATS
MI	J H Campbell	1710	3	########	5	1	631	305.2	Measured	0.047	Calculated	678	Measured	0.105	Calculated	316.8	Measured	0.049	Measured	6464.9	Measured	Coal	Dry bottom wall-fired	Dry Lime FGD	Low NOx Burner Technology w/ Overfire Air	Selective Catalytic Red	Baghouse	Halogenated PAC Sorbent Injection	ARP, CSNOX, CSOSG2E, CSSO2G1, MATS
MI	J H Campbell	1710	3	########	6	1	631	289	Measured	0.045	Calculated	677.9	Measured	0.105	Calculated	90.5	Measured	0.014	Measured	6463.7	Measured	Coal	Dry bottom wall-fired	Dry Lime FGD	Low NOx Burner Technology w/ Overfire Air	Selective Catalytic Red	Baghouse	Halogenated PAC Sorbent Injection	ARP, CSNOX, CSOSG2E, CSSO2G1, MATS
MI	J H Campbell	1710	3	########	7	1	631	270.2	Measured	0.042	Calculated	682	Measured	0.105	Calculated	689.3	Measured	0.106	Measured	6502.9	Measured	Coal	Dry bottom wall-fired	Dry Lime FGD	Low NOx Burner Technology w/ Overfire Air	Selective Catalytic Red	Baghouse	Halogenated PAC Sorbent Injection	ARP, CSNOX, CSOSG2E, CSSO2G1, MATS
MI	J H Campbell	1710	3	########	8	1	631	273.3	Measured	0.042	Calculated	680.9	Measured	0.105	Calculated	188.3	Measured	0.029	Measured	6492.4	Measured	Coal	Dry bottom wall-fired	Dry Lime FGD	Low NOx Burner Technology w/ Overfire Air	Selective Catalytic Red	Baghouse	Halogenated PAC Sorbent Injection	ARP, CSNOX, CSOSG2E, CSSO2G1, MATS
MI	J H Campbell	1710	3	########	9	1	631	335.1	Measured	0.05	Calculated	696.6	Measured	0.105	Calculated	86.3	Measured	0.013	Measured	6642.1	Measured	Coal	Dry bottom wall-fired	Dry Lime FGD	Low NOx Burner Technology w/ Overfire Air	Selective Catalytic Red	Baghouse	Halogenated PAC Sorbent Injection	ARP, CSNOX, CSOSG2E, CSSO2G1, MATS
MI	J H Campbell	1710	3	########	10	1	631	313.9	Measured	0.046	Calculated	710.1	Measured	0.105	Calculated	81.3	Measured	0.012	Measured	6771	Measured	Coal	Dry bottom wall-fired	Dry Lime FGD	Low NOx Burner Technology w/ Overfire Air	Selective Catalytic Red	Baghouse	Halogenated PAC Sorbent Injection	ARP, CSNOX, CSOSG2E, CSSO2G1, MATS
MI	J H Campbell	1710	3	########	11	1	630	215.5	Measured	0.032	Calculated	708.2	Measured	0.105	Calculated	81	Measured	0.012	Measured	6752.7	Measured	Coal	Dry bottom wall-fired	Dry Lime FGD	Low NOx Burner Technology w/ Overfire Air	Selective Catalytic Red	Baghouse	Halogenated PAC Sorbent Injection	ARP, CSNOX, CSOSG2E, CSSO2G1, MATS
MI	J H Campbell	1710	3	########	12	1	632	226.1	Measured	0.034	Calculated	706.3	Measured	0.105	Calculated	87.5	Measured	0.013	Measured	6734.4	Measured	Coal	Dry bottom wall-fired	Dry Lime FGD	Low NOx Burner Technology w/ Overfire Air	Selective Catalytic Red	Baghouse	Halogenated PAC Sorbent Injection	ARP, CSNOX, CSOSG2E, CSSO2G1, MATS
MI	J H Campbell	1710	3	########	13	1	631	238.8	Measured	0.036	Calculated	699.2	Measured	0.105	Calculated	93.3	Measured	0.014	Measured	6666.7	Measured	Coal	Dry bottom wall-fired	Dry Lime FGD	Low NOx Burner Technology w/ Overfire Air	Selective Catalytic Red	Baghouse	Halogenated PAC Sorbent Injection	ARP, CSNOX, CSOSG2E, CSSO2G1, MATS
MI	J H Campbell	1710	3	########	14	1	631	226	Measured	0.034	Calculated	699.8	Measured	0.105	Calculated	86.7	Measured	0.013	Measured	6672.2	Measured	Coal	Dry bottom wall-fired	Dry Lime FGD	Low NOx Burner Technology w/ Overfire Air	Selective Catalytic Red	Baghouse	Halogenated PAC Sorbent Injection	ARP, CSNOX, CSOSG2E, CSSO2G1, MATS
MI	J H Campbell	1710	3	########	15	1	632	174.5	Measured	0.026	Calculated	701.4	Measured	0.105	Calculated	86.9	Measured	0.013	Measured	6687.2	Measured	Coal	Dry bottom wall-fired	Dry Lime FGD	Low NOx Burner Technology w/ Overfire Air	Selective Catalytic Red	Baghouse	Halogenated PAC Sorbent Injection	ARP, CSNOX, CSOSG2E, CSSO2G1, MATS
MI	J H Campbell	1710	3	########	16	1	631	120.1	Measured	0.018	Calculated	696.1	Measured	0.105	Calculated	112.8	Measured	0.017	Measured	6637.1	Measured	Coal	Dry bottom wall-fired	Dry Lime FGD	Low NOx Burner Technology w/ Overfire Air	Selective Catalytic Red	Baghouse	Halogenated PAC Sorbent Injection	ARP, CSNOX, CSOSG2E, CSSO2G1, MATS
MI	J H Campbell	1710	3	########	17	1	631	208.3	Measured	0.031	Calculated	696	Measured	0.105	Calculated	119.4	Measured	0.018	Measured	6635.9	Measured	Coal	Dry bottom wall-fired	Dry Lime FGD	Low NOx Burner Technology w/ Overfire Air	Selective Catalytic Red	Baghouse	Halogenated PAC Sorbent Injection	ARP, CSNOX, CSOSG2E, CSSO2G1, MATS
MI	J H Campbell	1710	3	########	18	1	631	241.1	Measured	0.037	Calculated	687.7	Measured	0.105	Calculated	98.4	Measured	0.015	Measured	6557.2	Measured	Coal	Dry bottom wall-fired	Dry Lime FGD	Low NOx Burner Technology w/ Overfire Air	Selective Catalytic Red	Baghouse	Halogenated PAC Sorbent Injection	ARP, CSNOX, CSOSG2E, CSSO2G1, MATS
MI	J H Campbell	1710	3	########	19	1	631	127.7	Measured	0.019	Calculated	696.6	Measured	0.105	Calculated	99.6	Measured	0.015	Measured	6641.6	Measured	Coal	Dry bottom wall-fired	Dry Lime FGD	Low NOx Burner Technology w/ Overfire Air	Selective Catalytic Red	Baghouse	Halogenated PAC Sorbent Injection	ARP, CSNOX, CSOSG2E, CSSO2G1, MATS
MI	J H Campbell	1710	3	########	20	1	631	179.8	Measured	0.027	Calculated	701.1	Measured	0.105	Calculated	100.3	Measured	0.015	Measured	6684.4	Measured	Coal	Dry bottom wall-fired	Dry Lime FGD	Low NOx Burner Technology w/ Overfire Air	Selective Catalytic Red	Baghouse	Halogenated PAC Sorbent Injection	ARP, CSNOX, CSOSG2E, CSSO2G1, MATS
MI	J H Campbell	1710	3	########	21	1	632	141	Measured	0.021	Calculated	697	Measured	0.105	Calculated	113	Measured	0.017	Measured	6645.5	Measured	Coal	Dry bottom wall-fired	Dry Lime FGD	Low NOx Burner Technology w/ Overfire Air	Selective Catalytic Red	Baghouse	Halogenated PAC Sorbent Injection	ARP, CSNOX, CSOSG2E, CSSO2G1, MATS
MI	J H Campbell	1710	3	########	22	1	631	171.2	Measured	0.026	Calculated	690.3	Measured	0.105	Calculated	98.7	Measured	0.015	Measured	6581.7	Measured	Coal	Dry bottom wall-fired	Dry Lime FGD	Low NOx Burner Technology w/ Overfire Air	Selective Catalytic Red	Baghouse	Halogenated PAC Sorbent Injection	ARP, CSNOX, CSOSG2E, CSSO2G1, MATS
MI	J H Campbell	1710	3	########	23	1	631	191.7	Measured	0.029	Calculated	696.5	Measured	0.105	Calculated	93	Measured	0.014	Measured	6640.7	Measured	Coal	Dry bottom wall-fired	Dry Lime FGD	Low NOx Burner Technology w/ Overfire Air	Selective Catalytic Red	Baghouse	Halogenated PAC Sorbent Injection	ARP, CSNOX, CSOSG2E, CSSO2G1, MATS
MI	J H Campbell	1710	3	########	0	1	631	188.6	Measured	0.029	Calculated	692.5	Measured	0.105	Calculated	99	Measured	0.015	Measured	6602.9	Measured	Coal	Dry bottom wall-fired	Dry Lime FGD	Low NOx Burner Technology w/ Overfire Air	Selective Catalytic Red	Baghouse	Halogenated PAC Sorbent Injection	ARP, CSNOX, CSOSG2E, CSSO2G1, MATS
MI	J H Campbell	1710	3	########	1	1	632	190.7	Measured	0.029	Calculated	699.6	Measured	0.105	Calculated	100.1	Measured	0.015	Measured	6670.9	Measured	Coal	Dry bottom wall-fired	Dry Lime FGD	Low NOx Burner Technology w/ Overfire Air	Selective Catalytic Red	Baghouse	Halogenated PAC Sorbent Injection	ARP, CSNOX, CSOSG2E, CSSO2G1, MATS
MI	J H Campbell	1710	3	########	2	1	632	194.8	Measured	0.029	Calculated	694.5	Measured	0.105	Calculated	99.3	Measured	0.015	Measured	6622.3	Measured	Coal	Dry bottom wall-fired	Dry Lime FGD	Low NOx Burner Technology w/ Overfire Air	Selective Catalytic Red	Baghouse	Halogenated PAC Sorbent Injection	ARP, CSNOX, CSOSG2E, CSSO2G1, MATS
MI	J H Campbell	1710	3	########	3	1	630	174.6	Measured	0.026	Calculated	696.1	Measured	0.105	Calculated	92.9	Measured	0.014	Measured	6637	Measured	Coal	Dry bottom wall-fired	Dry Lime FGD	Low NOx Burner Technology w/ Overfire Air	Selective Catalytic Red	Baghouse	Halogenated PAC Sorbent Injection	ARP, CSNOX, CSOSG2E, CSSO2G1, MATS
MI	J H Campbell	1710	3	########	4	1	630	186.4	Measured	0.028	Calculated	698.2	Measured	0.105	Calculated	93.2	Measured	0.014	Measured	6656.9	Measured	Coal	Dry bottom wall-fired	Dry Lime FGD	Low NOx Burner Technology w/ Overfire Air	Selective Catalytic Red	Baghouse	Halogenated PAC Sorbent Injection	ARP, CSNOX, CSOSG2E, CSSO2G1, MATS
MI	J H Campbell	1710	3	########	5	1	631	169.6	Measured	0.025	Calculated	698.9	Measured	0.105	Calculated	100	Measured	0.015	Measured	6663.8	Measured	Coal	Dry bottom wall-fired	Dry Lime FGD	Low NOx Burner Technology w/ Overfire Air	Selective Catalytic Red	Baghouse	Halogenated PAC Sorbent Injection	ARP, CSNOX, CSOSG2E, CSSO2G1, MATS
MI	J H Campbell	1710	3	########	6	1	631	210.3	Measured	0.031	Calculated	702.8	Measured	0.105	Calculated	113.9	Measured	0.017	Measured	6701.3	Measured	Coal	Dry bottom wall-fired	Dry Lime FGD	Low NOx Burner Technology w/ Overfire Air	Selective Catalytic Red	Baghouse	Halogenated PAC Sorbent Injection	ARP, CSNOX, CSOSG2E, CSSO2G1, MATS
MI	J H Campbell	1710	3	########	7	1	632	133.5	Measured	0.02	Calculated	703.9	Measured	0.105	Calculated	120.8	Measured	0.018	Measured	6711.3	Measured	Coal	Dry bottom wall-fired	Dry Lime FGD	Low NOx Burner Technology w/ Overfire Air	Selective Catalytic Red	Baghouse	Halogenated PAC Sorbent Injection	ARP, CSNOX, CSOSG2E, CSSO2G1, MATS
MI	J H Campbell	1710	3	########	8	1	631	243.8	Measured	0.036	Calculated	702	Measured	0.105	Calculated	113.8	Measured	0.017	Measured	6693.5	Measured	Coal	Dry bottom wall-fired	Dry Lime FGD	Low NOx Burner Technology w/ Overfire Air	Selective Catalytic Red	Baghouse	Halogenated PAC Sorbent Injection	ARP, CSNOX, CSOSG2E, CSSO2G1, MATS
MI	J H Campbell	1710	3	########	9	1	631	143.2	Measured	0.021	Calculated	698.6	Measured	0.105	Calculated	99.9	Measured	0.015	Measured	6661.1	Measured	Coal	Dry bottom wall-fired	Dry Lime FGD	Low NOx Burner Technology w/ Overfire Air	Selective Catalytic Red	Baghouse	Halogenated PAC Sorbent Injection	ARP, CSNOX, CSOSG2E, CSSO2G1, MATS
MI	J H Campbell	1710	3	########	10	1	630	242.4	Measured	0.037	Calculated	695.8	Measured	0.105	Calculated	99.5	Measured	0.015	Measured	6634.1	Measured	Coal	Dry bottom wall-fired	Dry Lime FGD	Low NOx Burner Technology w/ Overfire Air	Selective Catalytic Red	Baghouse	Halogenated PAC Sorbent Injection	ARP, CSNOX, CSOSG2E, CSSO2G1, MATS
MI	J H Campbell	1710	3	########	11	1	631	250.2	Measured	0.037	Calculated	701.7	Measured	0.105	Calculated	113.7	Measured	0.017	Measured	6690.5	Measured	Coal	Dry bottom wall-fired	Dry Lime FGD	Low NOx Burner Technology w/ Overfire Air	Selective Catalytic Red	Baghouse	Halogenated PAC Sorbent Injection	ARP, CSNOX, CSOSG2E, CSSO2G1, MATS
MI	J H Campbell	1710	3	########	12	1	631	381.8	Measured	0.058	Calculated	694.9	Measured	0.105	Calculated	132.5	Measured	0.02	Measured	6625.8	Measured	Coal	Dry bottom wall-fired	Dry Lime FGD	Low NOx Burner Technology w/ Overfire Air	Selective Catalytic Red	Baghouse	Halogenated PAC Sorbent Injection	ARP, CSNOX, CSOSG2E, CSSO2G1, MATS
MI	J H Campbell	1710	3	########	13	1	630	224.4	Measured	0.034	Calculated	692.1	Measured	0.105	Calculated	118.8	Measured	0.018	Measured	6599.2	Measured	Coal	Dry bottom wall-fired	Dry Lime FGD	Low NOx Burner Technology w/ Overfire Air	Selective Catalytic Red	Baghouse	Halogenated PAC Sorbent Injection	ARP, CSNOX, CSOSG2E, CSSO2G1, MATS
MI	J H Campbell	1710	3	########	14	1	632	172.6	Measured	0.026	Calculated	698.1	Measured	0.105	Calculated	126.5	Measured	0.019	Measured	6656.6	Measured	Coal	Dry bottom wall-fired	Dry Lime FGD	Low NOx Burner Technology w/ Overfire Air	Selective Catalytic Red	Baghouse	Halogenated PAC Sorbent Injection	ARP, CSNOX, CSOSG2E, CSSO2G1, MATS
MI	J H Campbell	1710	3	########	15	1	632	174.1	Measured	0.026	Calculated	696.2	Measured	0.105	Calculated	132.8	Measured	0.02	Measured	6637.7	Measured	Coal	Dry bottom wall-fired	Dry Lime FGD	Low NOx Burner Technology w/ Overfire Air	Selective Catalytic Red	Baghouse	Halogenated PAC Sorbent Injection	ARP, CSNOX, CSOSG2E, CSSO2G1, MATS
MI	J H Campbell	1710	3	########	16	1	631	147	Measured	0.022	Calculated	701.6	Measured	0.105	Calculated	133.8	Measured	0.02	Measured	6690	Measured	Coal	Dry bottom wall-fired	Dry Lime FGD	Low NOx Burner Technology w/ Overfire Air	Selective Catalytic Red	Baghouse	Halogenated PAC Sorbent Injection	ARP, CSNOX, CSOSG2E, CSSO2G1, MATS
MI	J H Campbell	1710	3	########	17	1	630	145.1	Measured	0.022	Calculated	694.7	Measured	0.105	Calculated	132.5	Measured	0.02	Measured	6623.7	Measured	Coal	Dry bottom wall-fired	Dry Lime FGD	Low NOx Burner Technology w/ Overfire Air	Selective Catalytic Red	Baghouse	Halogenated PAC Sorbent Injection	ARP, CSNOX, CSOSG2E, CSSO2G1, MATS
MI	J H Campbell	1710	3	########	18	1	631	164.5	Measured	0.025	Calculated	696.3	Measured	0.105	Calculated	126.1	Measured	0.019	Measured	6638.8	Measured	Coal	Dry bottom wall-fired	Dry Lime FGD	Low NOx Burner Technology w/ Overfire Air	Selective Catalytic Red	Baghouse	Halogenated PAC Sorbent Injection	ARP, CSNOX, CSOSG2E, CSSO2G1, MATS
MI	J H Campbell	1710	3	########	19	1	631	108.7	Measured	0.016	Calculated	693.8	Measured	0.105	Calculated	119.1	Measured	0.018	Measured	6615.3	Measured	Coal	Dry bottom wall-fired	Dry Lime FGD	Low NOx Burner Technology w/ Overfire Air	Selective Catalytic Red	Baghouse	Halogenated PAC Sorbent Injection	ARP, CSNOX, CSOSG2E, CSSO2G1, MATS
MI	J H Campbell	1710	3	########	20	1	630	118.6	Measured	0.018	Calculated	689.9	Measured	0.105	Calculated	125	Measured	0.019	Measured	6577.7	Measured	Coal	Dry bottom wall-fired	Dry Lime FGD	Low NOx Burner Technology w/ Overfire Air	Selective Catalytic Red	Baghouse	Halogenated PAC Sorbent Injection	ARP, CSNOX, CSOSG2E, CSSO2G1, MATS
MI	J H Campbell	1710	3	########	21	1	632	149	Measured	0.022	Calculated	695.2	Measured	0.105	Calculated	132.6	Measured	0.02	Measured	6628.4	Measured	Coal	Dry bottom wall-fired	Dry Lime FGD	Low NOx Burner Technology w/ Overfire Air	Selective Catalytic Red	Baghouse	Halogenated PAC Sorbent Injection	ARP, CSNOX, CSOSG2E, CSSO2G1, MATS
MI	J H Campbell	1710	3	########	22	1	630	228.3	Measured	0.035	Calculated	679.4	Measured	0.105	Calculated	129.5	Measured	0.02	Measured	6477.4	Measured	Coal	Dry bottom wall-fired	Dry Lime FGD	Low NOx Burner Technology w/ Overfire Air	Selective Catalytic Red	Baghouse	Halogenated PAC Sorbent Injection	ARP, CSNOX, CSOSG2E, CSSO2G1, MATS
MI	J H Campbell	1710	3	########	23	1	631	252.1	Measured	0.039	Calculated	675.4	Measured	0.105	Calculated	135.2	Measured	0.021	Measured	6440.2	Measured	Coal	Dry bottom wall-fired	Dry Lime FGD	Low NOx Burner Technology w/ Overfire Air	Selective Catalytic Red	Baghouse	Halogenated PAC Sorbent Injection	ARP, CSNOX, CSOSG2E, CSSO2G1, MATS
MI	J H Campbell	1710	3	########	0	1	632	227	Measured	0.036	Calculated	668	Measured	0.105	Calculated	140.1	Measured	0.022	Measured	6389.3	Measured	Coal	Dry bottom wall-fired	Dry Lime FGD	Low NOx Burner Technology w/ Overfire Air	Selective Catalytic Red	Baghouse	Halogenated PAC Sorbent Injection	ARP, CSNOX, CSOSG2E, CSSO2G1, MATS
MI	J H Campbell	1710	3	########	1	1	630	194.9	Measured	0.031	Calculated	669.4	Measured	0.105	Calculated	140.4	Measured	0.022	Measured	6382.2	Measured	Coal	Dry bottom wall-fired	Dry Lime FGD	Low NOx Burner Technology w/ Overfire Air	Selective Catalytic Red	Baghouse	Halogenated PAC Sorbent Injection	ARP, CSNOX, CSOSG2E, CSSO2G1, MATS
MI	J H Campbell	1710	3	########	2	1	631	195.7	Measured	0.031	Calculated	665.5	Measured	0.105	Calculated	145.9	Measured	0.023	Measured	6345.5	Measured	Coal	Dry bottom wall-fired	Dry Lime FGD	Low NOx Burner Technology w/ Overfire Air	Selective Catalytic Red	Baghouse	Halogenated PAC Sorbent Injection	ARP, CSNOX, CSOSG2E, CSSO2G1, MATS
MI	J H Campbell	1710	3	########	3	1	631	196.3	Measured	0.031	Calculated	667.5	Measured	0.105	Calculated	133.6	Measured	0.021	Measured	6364.1	Measured	Coal	Dry bottom wall-fired	Dry Lime FGD	Low NOx Burner Technology w/ Overfire Air	Selective Catalytic Red	Baghouse	Halogenated PAC Sorbent Injection	ARP, CSNOX, CSOSG2E, CSSO2G1, MATS
MI	J H Campbell	1710	3	########	4	1	630	187	Measured	0.029	Calculated	668.5	Measured	0.105	Calculated	127.5	Measured	0.02	Measured	6373.9	Measured	Coal	Dry bottom wall-fired	Dry Lime FGD	Low NOx Burner Technology w/ Overfire Air	Selective Catalytic Red	Baghouse	Halogenated PAC Sorbent Injection	ARP, CSNOX, CSOSG2E, CSSO2G1, MATS
MI	J H Campbell	1710	3	########	5	1	631	193.3	Measured	0.03	Calculated	670.2	Measured	0.105	Calculated	134.2	Measured	0.021	Measured	6389.9	Measured	Coal	Dry bottom wall-fired	Dry Lime FGD	Low NOx Burner Technology w/ Overfire Air	Selective Catalytic Red	Baghouse	Halogenated PAC Sorbent Injection	ARP, CSNOX, CSOSG2E, CSSO2G1, MATS
MI	J H Campbell	1710	3	########	6	1	631	188.9	Measured	0.029	Calculated	694.5	Measured an	0.105	Calculated	397.3	Measured	0.06	Substitute	6621.7	Measured	Coal	Dry bottom wall-fired	Dry Lime FGD	Low NOx Burner Technology w/ Overfire Air	Selective Catalytic Red	Baghouse	Halogenated PAC Sorbent Injection	ARP, CSNOX, CSOSG2E, CSSO2G1, MATS
MI	J H Campbell	1710	3	########	7	1	631	166.8	Measured	0.025	Calculated	697.9	Measured an	0.105	Calculated	399.2	Measured	0.06	Substitute	6653.9	Measured	Coal	Dry bottom wall-fired	Dry Lime FGD	Low NOx Burner Technology w/ Overfire Air	Selective Catalytic Red	Baghouse	Halogenated PAC Sorbent Injection	ARP, CSNOX, CSOSG2E, CSSO2G1, MATS
MI	J H Campbell	1710	3	########	8	1	629	309	Measured	0.046	Calculated	698.5	Measured an	0.105	Calculated	399.6	Measured	0.06	Substitute	6659.9	Measured	Coal	Dry bottom wall-fired	Dry Lime FGD	Low NOx Burner Technology w/ Overfire Air	Selective Catalytic Red	Baghouse	Halogenated PAC Sorbent Injection	ARP, CSNOX, CSOSG2E, CSSO2G1, MATS
MI	J H Campbell	1710	3	########	9	1	633	222.9	Measured	0.033	Calculated	719.2	Measured	0.105	Calculated	137.2	Measured	0.02	Measured	6857.8	Measured	Coal	Dry bottom wall-fired	Dry Lime FGD	Low NOx Burner Technology w/ Overfire Air	Selective Catalytic Red	Baghouse	Halogenated PAC Sorbent Injection	ARP, CSNOX, CSOSG2E, CSSO2G1, MATS
MI	J H Campbell	1710	3	########	10	1	631	274.7	Measured	0.04	Calculated	719	Measured	0.105	Calculated	157.7	Measured	0.023	Measured	6855.7	Measured	Coal	Dry bottom wall-fired	Dry Lime FGD	Low NOx Burner Technology w/ Overfire Air	Selective Catalytic Red	Baghouse	Halogenated PAC Sorbent Injection	ARP, CSNOX, CSOSG2E, CSSO2G1, MATS
MI	J H Campbell	1710	3	########	11	1	633	245.2	Measured	0.036	Calculated	710.5	Measured	0.105	Calculated	162.6	Measured	0.024	Measured	6774.6	Measured	Coal	Dry bottom wall-fired	Dry Lime FGD	Low NOx Burner Technology w/ Overfire Air	Selective Catalytic Red	Baghouse	Halogenated PAC Sorbent Injection	ARP, CSNOX, CSOSG2E, CSSO2G1, MATS
MI	J H Campbell	1710	3	########	12	1	630	214.3	Measured	0.032	Calculated	709.5	Measured	0.105	Calculated	142.1	Measured	0.021	Measured	6765.2	Measured	Coal	Dry bottom wall-fired	Dry Lime FGD	Low NOx Burner Technology w/ Overfire Air	Selective Catalytic Red	Baghouse	Halogenated PAC Sorbent Injection	ARP, CSNOX, CSOSG2E, CSSO2G1, MATS
MI	J H Campbell	1710	3	########	13	1	630	200.6	Measured	0.029	Calculated	715	Measured	0.105	Calculated	129.5	Measured	0.019	Measured	6817	Measured	Coal	Dry bottom wall-fired	Dry Lime FGD	Low NOx Burner Technology w/ Overfire Air	Selective Catalytic Red	Baghouse	Halogenated PAC Sorbent Injection	ARP, CSNOX, CSOSG2E, CSSO2G1, MATS
MI	J H Campbell	1710	3	########	14	1	632	182.6	Measured	0.027	Calculated	719.3	Measured	0.105	Calculated	130.3	Measured	0.019	Measured	6857.9	Measured	Coal	Dry bottom wall-fired	Dry Lime FGD	Low NOx Burner Technology w/ Overfire Air	Selective Catalytic Red	Baghouse	Halogenated PAC Sorbent Injection	ARP, CSNOX, CSOSG2E, CSSO2G1, MATS
MI	J H Campbell	1710	3	########	15	1	632	198.3	Measured	0.029	Calculated	714	Measured	0.105	Calculated	136.2	Measured	0.02	Measured	6807.9	Measured	Coal	Dry bottom wall-fired	Dry Lime FGD	Low NOx Burner Technology w/ Overfire Air	Selective Catalytic Red	Baghouse	Halogenated PAC Sorbent Injection	ARP, CSNOX, CSOSG2E, CSSO2G1, MATS
MI	J H Campbell	1710	3	########	16	1	630	226.9	Measured	0.034	Calculated	706.4	Measured	0.105	Calculated	128	Measured	0.019	Measured	6734.9	Measured	Coal	Dry bottom wall-fired	Dry Lime FGD	Low NOx Burner Technology w/ Overfire Air	Selective Catalytic Red	Baghouse	Halogenated PAC Sorbent Injection	ARP, CSNOX, CSOSG2E, CSSO2G1, MATS
MI	J H Campbell	1710	3	########	17	1	630	195.7	Measured	0.029	Calculated	711.4	Measured	0.105	Calculated	115.3	Measured	0.017	Measured	6783.2	Measured	Coal	Dry bottom wall-fired	Dry Lime FGD	Low NOx Burner Technology w/ Overfire Air	Selective Catalytic Red	Baghouse	Halogenated PAC Sorbent Injection	ARP, CSNOX, CSOSG2E, CSSO2G1, MATS
MI	J H Campbell	1710	3	########	18	1	633	173.1	Measured	0.025	Calculated	713.1	Measured	0.105	Calculated	122.4	Measured	0.018	Measured	6798.8	Measured	Coal	Dry bottom wall-fired	Dry Lime FGD	Low NOx Burner Technology w/ Overfire Air	Selective Catalytic Red	Baghouse	Halogenated PAC Sorbent Injection	ARP, CSNOX, CSOSG2E, CSSO2G1, MATS
MI	J H Campbell	1710	3	########	19	1	631	214.5	Measured	0.032	Calculated	710.3	Measured	0.105	Calculated	128.7	Measured	0.019	Measured	6772.9	Measured	Coal	Dry bottom wall-fired	Dry Lime FGD	Low NOx Burner Technology w/ Overfire Air	Selective Catalytic Red	Baghouse	Halogenated PAC Sorbent Injection	ARP, CSNOX, CSOSG2E, CSSO2G1, MATS
MI	J H Campbell	1710	3	########	20	1	629	229.7	Measured	0.034	Calculated	710	Measured	0.105	Calculated	135.4	Measured	0.02	Measured	6769.5	Measured	Coal	Dry bottom wall-fired	Dry Lime FGD	Low NOx Burner Technology w/ Overfire Air	Selective Catalytic Red	Baghouse	Halogenated PAC Sorbent Injection	ARP, CSNOX, CSOSG2E, CSSO2G1, MATS
MI	J H Campbell	1710	3	########	21	1	633	252	Measured	0.037	Calculated	706.7	Measured	0.105	Calculated	141.5	Measured	0.021	Measured	6738.5	Measured	Coal	Dry bottom wall-fired	Dry Lime FGD	Low NOx Burner Technology w/ Overfire Air	Selective Catalytic Red	Baghouse	Halogenated PAC Sorbent Injection	ARP, CSNOX, CSOSG2E, CSSO2G1, MATS
MI	J H Campbell	1710	3	########	22	1	630	151.9	Measured	0.023	Calculated	706.3	Measured	0.105	Calculated	134.7	Measured	0.02	Measured	6734	Measured	Coal	Dry bottom wall-fired	Dry Lime FGD	Low NOx Burner Technology w/ Overfire Air	Selective Catalytic Red	Baghouse	Halogenated PAC Sorbent Injection	ARP, CSNOX, CSOSG2E, CSSO2G1, MATS
MI	J H Campbell	1710	3	########	23	1	632	190.6	Measured	0.028	Calculated	707.5	Measured	0.105	Calculated	134.9	Measured	0.02	Measured	6746.1	Measured	Coal	Dry bottom wall-fired	Dry Lime FGD	Low NOx Burner Technology w/ Overfire Air	Selective Catalytic Red	Baghouse	Halogenated PAC Sorbent Injection	ARP, CSNOX, CSOSG2E, CSSO2G1, MATS
MI	J H Campbell	1710	3	########	0	1	632	187	Measured	0.028	Calculated	708.4	Measured	0.105	Calculated	135.1	Measured	0.02	Measured	6754.3	Measured	Coal	Dry bottom wall-fired	Dry Lime FGD	Low NOx Burner Technology w/ Overfire Air	Selective Catalytic Red	Baghouse	Halogenated PAC Sorbent Injection	ARP, CSNOX, CSOSG2E, CSSO2G1, MATS
MI	J H Campbell	1710	3	########	1	1	630	150.7	Measured	0.022	Calculated	709.7	Measured	0.105	Calculated	128.6	Measured	0.019	Measured	6766.5	Measured	Coal	Dry bottom wall-fired	Dry Lime FGD	Low NOx Burner Technology w/ Overfire Air	Selective Catalytic Red	Baghouse	Halogenated PAC Sorbent Injection	ARP, CSNOX, CSOSG2E, CSSO2G1, MATS
MI	J H Campbell	1710	3	########	2	1	632	170.8

MI	J H Campbell	1710	3	########	1	1	632	168.8	Measured	0.026	Calculated	690.2	Measured	0.105	Calculated	1131.9	Measured	0.172	Measured	6580.7	Measured	Coal	Dry bottom wall-fired	Dry Lime FGD	Low NOx Burner Technology w/ Overfire Air	Selective Catalytic Red	Baghouse	Halogenated PAC Sorbent Injection	ARP, CSNOX, CSOSG2E, CSSO2G1, MATS
MI	J H Campbell	1710	3	########	2	1	632	205.6	Measured	0.031	Calculated	686.4	Measured	0.105	Calculated	1741	Measured	0.266	Measured	6545	Measured	Coal	Dry bottom wall-fired	Dry Lime FGD	Low NOx Burner Technology w/ Overfire Air	Selective Catalytic Red	Baghouse	Halogenated PAC Sorbent Injection	ARP, CSNOX, CSOSG2E, CSSO2G1, MATS
MI	J H Campbell	1710	3	########	3	1	631	187.9	Measured	0.029	Calculated	690.4	Measured	0.105	Calculated	1737.9	Measured	0.264	Measured	6582.8	Measured	Coal	Dry bottom wall-fired	Dry Lime FGD	Low NOx Burner Technology w/ Overfire Air	Selective Catalytic Red	Baghouse	Halogenated PAC Sorbent Injection	ARP, CSNOX, CSOSG2E, CSSO2G1, MATS
MI	J H Campbell	1710	3	########	4	1	629	129.3	Measured	0.02	Calculated	682	Measured	0.105	Calculated	1684.2	Measured	0.259	Measured	6502.6	Measured	Coal	Dry bottom wall-fired	Dry Lime FGD	Low NOx Burner Technology w/ Overfire Air	Selective Catalytic Red	Baghouse	Halogenated PAC Sorbent Injection	ARP, CSNOX, CSOSG2E, CSSO2G1, MATS
MI	J H Campbell	1710	3	########	5	1	632	101.4	Measured	0.015	Calculated	690	Measured	0.105	Calculated	1671	Measured	0.254	Measured	6578.8	Measured	Coal	Dry bottom wall-fired	Dry Lime FGD	Low NOx Burner Technology w/ Overfire Air	Selective Catalytic Red	Baghouse	Halogenated PAC Sorbent Injection	ARP, CSNOX, CSOSG2E, CSSO2G1, MATS
MI	J H Campbell	1710	3	########	6	1	632	203.2	Measured	0.031	Calculated	697.7	Measured	0.105	Calculated	1709.6	Measured	0.257	Measured	6652.3	Measured	Coal	Dry bottom wall-fired	Dry Lime FGD	Low NOx Burner Technology w/ Overfire Air	Selective Catalytic Red	Baghouse	Halogenated PAC Sorbent Injection	ARP, CSNOX, CSOSG2E, CSSO2G1, MATS
MI	J H Campbell	1710	3	########	7	1	631	651.3	Measured	0.099	Calculated	692.5	Measured	0.105	Calculated	1677.1	Measured	0.254	Measured	6602.8	Measured	Coal	Dry bottom wall-fired	Dry Lime FGD	Low NOx Burner Technology w/ Overfire Air	Selective Catalytic Red	Baghouse	Halogenated PAC Sorbent Injection	ARP, CSNOX, CSOSG2E, CSSO2G1, MATS
MI	J H Campbell	1710	3	########	8	1	630	649.3	Measured	0.099	Calculated	688.9	Measured	0.105	Calculated	1629	Measured	0.248	Measured	6568.4	Measured	Coal	Dry bottom wall-fired	Dry Lime FGD	Low NOx Burner Technology w/ Overfire Air	Selective Catalytic Red	Baghouse	Halogenated PAC Sorbent Injection	ARP, CSNOX, CSOSG2E, CSSO2G1, MATS
MI	J H Campbell	1710	3	########	9	1	630	261.5	Measured	0.039	Calculated	705.5	Measured	0.105	Calculated	1701.8	Measured	0.253	Measured	6726.6	Measured	Coal	Dry bottom wall-fired	Dry Lime FGD	Low NOx Burner Technology w/ Overfire Air	Selective Catalytic Red	Baghouse	Halogenated PAC Sorbent Injection	ARP, CSNOX, CSOSG2E, CSSO2G1, MATS
MI	J H Campbell	1710	3	########	10	1	631	209.8	Measured	0.031	Calculated	714	Measured	0.105	Calculated	1708.6	Measured	0.251	Measured	6807.3	Measured	Coal	Dry bottom wall-fired	Dry Lime FGD	Low NOx Burner Technology w/ Overfire Air	Selective Catalytic Red	Baghouse	Halogenated PAC Sorbent Injection	ARP, CSNOX, CSOSG2E, CSSO2G1, MATS
MI	J H Campbell	1710	3	########	11	1	630	181	Measured	0.027	Calculated	712.1	Measured	0.105	Calculated	1724.6	Measured	0.254	Measured	6789.8	Measured	Coal	Dry bottom wall-fired	Dry Lime FGD	Low NOx Burner Technology w/ Overfire Air	Selective Catalytic Red	Baghouse	Halogenated PAC Sorbent Injection	ARP, CSNOX, CSOSG2E, CSSO2G1, MATS
MI	J H Campbell	1710	3	########	12	1	631	190.2	Measured	0.028	Calculated	711.4	Measured	0.105	Calculated	1736.4	Measured	0.256	Measured	6782.8	Measured	Coal	Dry bottom wall-fired	Dry Lime FGD	Low NOx Burner Technology w/ Overfire Air	Selective Catalytic Red	Baghouse	Halogenated PAC Sorbent Injection	ARP, CSNOX, CSOSG2E, CSSO2G1, MATS
MI	J H Campbell	1710	3	########	13	1	629	230.2	Measured	0.034	Calculated	700.5	Measured	0.105	Calculated	1703.1	Measured	0.255	Measured	6679	Measured	Coal	Dry bottom wall-fired	Dry Lime FGD	Low NOx Burner Technology w/ Overfire Air	Selective Catalytic Red	Baghouse	Halogenated PAC Sorbent Injection	ARP, CSNOX, CSOSG2E, CSSO2G1, MATS
MI	J H Campbell	1710	3	########	14	1	630	283.9	Measured	0.043	Calculated	699	Measured	0.105	Calculated	1686.1	Measured	0.253	Measured	6664.3	Measured	Coal	Dry bottom wall-fired	Dry Lime FGD	Low NOx Burner Technology w/ Overfire Air	Selective Catalytic Red	Baghouse	Halogenated PAC Sorbent Injection	ARP, CSNOX, CSOSG2E, CSSO2G1, MATS
MI	J H Campbell	1710	3	########	15	1	630	205.2	Measured	0.031	Calculated	698.4	Measured	0.105	Calculated	1684.7	Measured	0.253	Measured	6658.9	Measured	Coal	Dry bottom wall-fired	Dry Lime FGD	Low NOx Burner Technology w/ Overfire Air	Selective Catalytic Red	Baghouse	Halogenated PAC Sorbent Injection	ARP, CSNOX, CSOSG2E, CSSO2G1, MATS
MI	J H Campbell	1710	3	########	16	1	630	151	Measured	0.023	Calculated	695.7	Measured	0.105	Calculated	1684.9	Measured	0.254	Measured	6633.4	Measured	Coal	Dry bottom wall-fired	Dry Lime FGD	Low NOx Burner Technology w/ Overfire Air	Selective Catalytic Red	Baghouse	Halogenated PAC Sorbent Injection	ARP, CSNOX, CSOSG2E, CSSO2G1, MATS
MI	J H Campbell	1710	3	########	17	1	629	295.8	Measured	0.045	Calculated	685.4	Measured	0.105	Calculated	1620.7	Measured	0.248	Measured	6535	Measured	Coal	Dry bottom wall-fired	Dry Lime FGD	Low NOx Burner Technology w/ Overfire Air	Selective Catalytic Red	Baghouse	Halogenated PAC Sorbent Injection	ARP, CSNOX, CSOSG2E, CSSO2G1, MATS
MI	J H Campbell	1710	3	########	18	1	630	120.7	Measured	0.018	Calculated	684.6	Measured	0.105	Calculated	1651.4	Measured	0.253	Measured	6527.2	Measured	Coal	Dry bottom wall-fired	Dry Lime FGD	Low NOx Burner Technology w/ Overfire Air	Selective Catalytic Red	Baghouse	Halogenated PAC Sorbent Injection	ARP, CSNOX, CSOSG2E, CSSO2G1, MATS
MI	J H Campbell	1710	3	########	19	1	630	126.3	Measured	0.02	Calculated	678.8	Measured	0.105	Calculated	1631.1	Measured	0.252	Measured	6472.6	Measured	Coal	Dry bottom wall-fired	Dry Lime FGD	Low NOx Burner Technology w/ Overfire Air	Selective Catalytic Red	Baghouse	Halogenated PAC Sorbent Injection	ARP, CSNOX, CSOSG2E, CSSO2G1, MATS
MI	J H Campbell	1710	3	########	20	1	630	201	Measured	0.031	Calculated	677.8	Measured	0.105	Calculated	1647.9	Measured	0.255	Measured	6462.5	Measured	Coal	Dry bottom wall-fired	Dry Lime FGD	Low NOx Burner Technology w/ Overfire Air	Selective Catalytic Red	Baghouse	Halogenated PAC Sorbent Injection	ARP, CSNOX, CSOSG2E, CSSO2G1, MATS
MI	J H Campbell	1710	3	########	21	1	630	249.6	Measured	0.039	Calculated	675.6	Measured	0.105	Calculated	1681.2	Measured	0.261	Measured	6441.3	Measured	Coal	Dry bottom wall-fired	Dry Lime FGD	Low NOx Burner Technology w/ Overfire Air	Selective Catalytic Red	Baghouse	Halogenated PAC Sorbent Injection	ARP, CSNOX, CSOSG2E, CSSO2G1, MATS
MI	J H Campbell	1710	3	########	22	1	628	202.6	Measured	0.031	Calculated	677	Measured	0.105	Calculated	1633.1	Measured	0.253	Measured	6454.8	Measured	Coal	Dry bottom wall-fired	Dry Lime FGD	Low NOx Burner Technology w/ Overfire Air	Selective Catalytic Red	Baghouse	Halogenated PAC Sorbent Injection	ARP, CSNOX, CSOSG2E, CSSO2G1, MATS
MI	J H Campbell	1710	3	########	23	1	631	263.7	Measured	0.041	Calculated	679	Measured	0.105	Calculated	1560.2	Measured	0.241	Measured	6473.9	Measured	Coal	Dry bottom wall-fired	Dry Lime FGD	Low NOx Burner Technology w/ Overfire Air	Selective Catalytic Red	Baghouse	Halogenated PAC Sorbent Injection	ARP, CSNOX, CSOSG2E, CSSO2G1, MATS
MI	J H Campbell	1710	3	########	0	1	631	298.9	Measured	0.046	Calculated	686.4	Measured	0.105	Calculated	667.5	Measured	0.102	Measured	6544.4	Measured	Coal	Dry bottom wall-fired	Dry Lime FGD	Low NOx Burner Technology w/ Overfire Air	Selective Catalytic Red	Baghouse	Halogenated PAC Sorbent Injection	ARP, CSNOX, CSOSG2E, CSSO2G1, MATS
MI	J H Campbell	1710	3	########	1	1	628	227.9	Measured	0.035	Calculated	676	Measured	0.105	Calculated	322.3	Measured	0.05	Measured	6445.3	Measured	Coal	Dry bottom wall-fired	Dry Lime FGD	Low NOx Burner Technology w/ Overfire Air	Selective Catalytic Red	Baghouse	Halogenated PAC Sorbent Injection	ARP, CSNOX, CSOSG2E, CSSO2G1, MATS
MI	J H Campbell	1710	3	########	2	1	629	259.6	Measured	0.04	Calculated	684.2	Measured	0.105	Calculated	300.1	Measured	0.046	Measured	6523.7	Measured	Coal	Dry bottom wall-fired	Dry Lime FGD	Low NOx Burner Technology w/ Overfire Air	Selective Catalytic Red	Baghouse	Halogenated PAC Sorbent Injection	ARP, CSNOX, CSOSG2E, CSSO2G1, MATS
MI	J H Campbell	1710	3	########	3	1	631	304.4	Measured	0.047	Calculated	686.3	Measured	0.105	Calculated	274.8	Measured	0.042	Measured	6543.3	Measured	Coal	Dry bottom wall-fired	Dry Lime FGD	Low NOx Burner Technology w/ Overfire Air	Selective Catalytic Red	Baghouse	Halogenated PAC Sorbent Injection	ARP, CSNOX, CSOSG2E, CSSO2G1, MATS
MI	J H Campbell	1710	3	########	4	1	629	262.2	Measured	0.04	Calculated	679.9	Measured	0.105	Calculated	265.8	Measured	0.041	Measured	6482.4	Measured	Coal	Dry bottom wall-fired	Dry Lime FGD	Low NOx Burner Technology w/ Overfire Air	Selective Catalytic Red	Baghouse	Halogenated PAC Sorbent Injection	ARP, CSNOX, CSOSG2E, CSSO2G1, MATS
MI	J H Campbell	1710	3	########	5	1	630	260.9	Measured	0.04	Calculated	682.8	Measured	0.105	Calculated	279.9	Measured	0.043	Measured	6510.4	Measured	Coal	Dry bottom wall-fired	Dry Lime FGD	Low NOx Burner Technology w/ Overfire Air	Selective Catalytic Red	Baghouse	Halogenated PAC Sorbent Injection	ARP, CSNOX, CSOSG2E, CSSO2G1, MATS
MI	J H Campbell	1710	3	########	6	1	631	242.8	Measured	0.038	Calculated	676.9	Measured	0.105	Calculated	264.6	Measured	0.041	Measured	6453.8	Measured	Coal	Dry bottom wall-fired	Dry Lime FGD	Low NOx Burner Technology w/ Overfire Air	Selective Catalytic Red	Baghouse	Halogenated PAC Sorbent Injection	ARP, CSNOX, CSOSG2E, CSSO2G1, MATS
MI	J H Campbell	1710	3	########	7	1	627	110.6	Measured	0.017	Calculated	689.9	Measured	0.105	Calculated	256.5	Measured	0.039	Measured	6578.2	Measured	Coal	Dry bottom wall-fired	Dry Lime FGD	Low NOx Burner Technology w/ Overfire Air	Selective Catalytic Red	Baghouse	Halogenated PAC Sorbent Injection	ARP, CSNOX, CSOSG2E, CSSO2G1, MATS
MI	J H Campbell	1710	3	########	8	1	633	91	Measured	0.014	Calculated	701.5	Measured	0.105	Calculated	267.5	Measured	0.04	Measured	6688.5	Measured	Coal	Dry bottom wall-fired	Dry Lime FGD	Low NOx Burner Technology w/ Overfire Air	Selective Catalytic Red	Baghouse	Halogenated PAC Sorbent Injection	ARP, CSNOX, CSOSG2E, CSSO2G1, MATS
MI	J H Campbell	1710	3	########	9	1	632	373.4	Measured	0.057	Calculated	691.3	Measured	0.105	Calculated	276.8	Measured	0.042	Measured	6591.5	Measured	Coal	Dry bottom wall-fired	Dry Lime FGD	Low NOx Burner Technology w/ Overfire Air	Selective Catalytic Red	Baghouse	Halogenated PAC Sorbent Injection	ARP, CSNOX, CSOSG2E, CSSO2G1, MATS
MI	J H Campbell	1710	3	########	10	1	631	270.1	Measured	0.041	Calculated	689.2	Measured	0.105	Calculated	262.9	Measured	0.04	Measured	6571.3	Measured	Coal	Dry bottom wall-fired	Dry Lime FGD	Low NOx Burner Technology w/ Overfire Air	Selective Catalytic Red	Baghouse	Halogenated PAC Sorbent Injection	ARP, CSNOX, CSOSG2E, CSSO2G1, MATS
MI	J H Campbell	1710	3	########	11	1	629	237.8	Measured	0.036	Calculated	697.2	Measured	0.105	Calculated	265.9	Measured	0.04	Measured	6647.8	Measured	Coal	Dry bottom wall-fired	Dry Lime FGD	Low NOx Burner Technology w/ Overfire Air	Selective Catalytic Red	Baghouse	Halogenated PAC Sorbent Injection	ARP, CSNOX, CSOSG2E, CSSO2G1, MATS
MI	J H Campbell	1710	3	########	12	1	631	240.1	Measured	0.035	Calculated	710.2	Measured	0.105	Calculated	446.9	Measured	0.066	Measured	6771.9	Measured	Coal	Dry bottom wall-fired	Dry Lime FGD	Low NOx Burner Technology w/ Overfire Air	Selective Catalytic Red	Baghouse	Halogenated PAC Sorbent Injection	ARP, CSNOX, CSOSG2E, CSSO2G1, MATS
MI	J H Campbell	1710	3	########	13	1	631	197.5	Measured	0.029	Calculated	709.8	Measured	0.105	Calculated	832.4	Measured	0.123	Measured	6767.4	Measured	Coal	Dry bottom wall-fired	Dry Lime FGD	Low NOx Burner Technology w/ Overfire Air	Selective Catalytic Red	Baghouse	Halogenated PAC Sorbent Injection	ARP, CSNOX, CSOSG2E, CSSO2G1, MATS
MI	J H Campbell	1710	3	########	14	1	632	259.2	Measured	0.038	Calculated	712	Measured	0.105	Calculated	312.3	Measured	0.046	Measured	6788.9	Measured	Coal	Dry bottom wall-fired	Dry Lime FGD	Low NOx Burner Technology w/ Overfire Air	Selective Catalytic Red	Baghouse	Halogenated PAC Sorbent Injection	ARP, CSNOX, CSOSG2E, CSSO2G1, MATS
MI	J H Campbell	1710	3	########	15	1	628	425.2	Measured	0.064	Calculated	701.8	Measured	0.105	Calculated	267.7	Measured	0.04	Measured	6691.9	Measured	Coal	Dry bottom wall-fired	Dry Lime FGD	Low NOx Burner Technology w/ Overfire Air	Selective Catalytic Red	Baghouse	Halogenated PAC Sorbent Injection	ARP, CSNOX, CSOSG2E, CSSO2G1, MATS
MI	J H Campbell	1710	3	########	16	1	630	508.3	Measured	0.076	Calculated	700.6	Measured	0.105	Calculated	260.5	Measured	0.039	Measured	6679.9	Measured	Coal	Dry bottom wall-fired	Dry Lime FGD	Low NOx Burner Technology w/ Overfire Air	Selective Catalytic Red	Baghouse	Halogenated PAC Sorbent Injection	ARP, CSNOX, CSOSG2E, CSSO2G1, MATS
MI	J H Campbell	1710	3	########	17	1	630	336.4	Measured	0.051	Calculated	693	Measured	0.105	Calculated	429.5	Measured	0.065	Measured	6607.5	Measured	Coal	Dry bottom wall-fired	Dry Lime FGD	Low NOx Burner Technology w/ Overfire Air	Selective Catalytic Red	Baghouse	Halogenated PAC Sorbent Injection	ARP, CSNOX, CSOSG2E, CSSO2G1, MATS
MI	J H Campbell	1710	3	########	18	1	630	246.3	Measured	0.037	Calculated	695.3	Measured	0.105	Calculated	271.8	Measured	0.041	Measured	6629.8	Measured	Coal	Dry bottom wall-fired	Dry Lime FGD	Low NOx Burner Technology w/ Overfire Air	Selective Catalytic Red	Baghouse	Halogenated PAC Sorbent Injection	ARP, CSNOX, CSOSG2E, CSSO2G1, MATS
MI	J H Campbell	1710	3	########	19	1	631	492.2	Measured	0.075	Calculated	692.3	Measured	0.105	Calculated	257.4	Measured	0.039	Measured	6600.9	Measured	Coal	Dry bottom wall-fired	Dry Lime FGD	Low NOx Burner Technology w/ Overfire Air	Selective Catalytic Red	Baghouse	Halogenated PAC Sorbent Injection	ARP, CSNOX, CSOSG2E, CSSO2G1, MATS
MI	J H Campbell	1710	3	########	20	1	628	435.4	Measured	0.065	Calculated	697.7	Measured	0.105	Calculated	259.5	Measured	0.039	Measured	6652.7	Measured	Coal	Dry bottom wall-fired	Dry Lime FGD	Low NOx Burner Technology w/ Overfire Air	Selective Catalytic Red	Baghouse	Halogenated PAC Sorbent Injection	ARP, CSNOX, CSOSG2E, CSSO2G1, MATS
MI	J H Campbell	1710	3	########	21	1	630	356.2	Measured	0.053	Calculated	702.5	Measured	0.105	Calculated	267.9	Measured	0.04	Measured	6697.7	Measured	Coal	Dry bottom wall-fired	Dry Lime FGD	Low NOx Burner Technology w/ Overfire Air	Selective Catalytic Red	Baghouse	Halogenated PAC Sorbent Injection	ARP, CSNOX, CSOSG2E, CSSO2G1, MATS
MI	J H Campbell	1710	3	########	22	1	630	416.6	Measured	0.062	Calculated	702.6	Measured	0.105	Calculated	261.3	Measured	0.039	Measured	6699.4	Measured	Coal	Dry bottom wall-fired	Dry Lime FGD	Low NOx Burner Technology w/ Overfire Air	Selective Catalytic Red	Baghouse	Halogenated PAC Sorbent Injection	ARP, CSNOX, CSOSG2E, CSSO2G1, MATS
MI	J H Campbell	1710	3	########	23	1	630	250.3	Measured	0.037	Calculated	702.6	Measured	0.105	Calculated	268	Measured	0.04	Measured	6699.2	Measured	Coal	Dry bottom wall-fired	Dry Lime FGD	Low NOx Burner Technology w/ Overfire Air	Selective Catalytic Red	Baghouse	Halogenated PAC Sorbent Injection	ARP, CSNOX, CSOSG2E, CSSO2G1, MATS
MI	J H Campbell	1710	3	########	0	1	631	238.1	Measured	0.035	Calculated	704.4	Measured	0.105	Calculated	261.9	Measured	0.039	Measured	6716	Measured	Coal	Dry bottom wall-fired	Dry Lime FGD	Low NOx Burner Technology w/ Overfire Air	Selective Catalytic Red	Baghouse	Halogenated PAC Sorbent Injection	ARP, CSNOX, CSOSG2E, CSSO2G1, MATS
MI	J H Campbell	1710	3	########	1	1	630	206.8	Measured	0.031	Calculated	709.9	Measured	0.105	Calculated	264	Measured	0.039	Measured	6769.1	Measured	Coal	Dry bottom wall-fired	Dry Lime FGD	Low NOx Burner Technology w/ Overfire Air	Selective Catalytic Red	Baghouse	Halogenated PAC Sorbent Injection	ARP, CSNOX, CSOSG2E, CSSO2G1, MATS
MI	J H Campbell	1710	3	########	2	1	632	195.1	Measured	0.029	Calculated	714.2	Measured	0.105	Calculated	265.6	Measured	0.039	Measured	6809.4	Measured	Coal	Dry bottom wall-fired	Dry Lime FGD	Low NOx Burner Technology w/ Overfire Air	Selective Catalytic Red	Baghouse	Halogenated PAC Sorbent Injection	ARP, CSNOX, CSOSG2E, CSSO2G1, MATS
MI	J H Campbell	1710	3	########	3	1	630	137.3	Measured	0.02	Calculated	710.4	Measured	0.105	Calculated	264.2	Measured	0.039	Measured	6773.9	Measured	Coal	Dry bottom wall-fired	Dry Lime FGD	Low NOx Burner Technology w/ Overfire Air	Selective Catalytic Red	Baghouse	Halogenated PAC Sorbent Injection	ARP, CSNOX, CSOSG2E, CSSO2G1, MATS
MI	J H Campbell	1710	3	########	4	1	628	135.4	Measured	0.02	Calculated	709.9	Measured	0.105	Calculated	264	Measured	0.039	Measured	6768.9	Measured	Coal	Dry bottom wall-fired	Dry Lime FGD	Low NOx Burner Technology w/ Overfire Air	Selective Catalytic Red	Baghouse	Halogenated PAC Sorbent Injection	ARP, CSNOX, CSOSG2E, CSSO2G1, MATS
MI	J H Campbell	1710	3	########	5	1	629	154.8	Measured	0.023	Calculated	715	Measured	0.105	Calculated	265.9	Measured	0.039	Measured	6817.8	Measured	Coal	Dry bottom wall-fired	Dry Lime FGD	Low NOx Burner Technology w/ Overfire Air	Selective Catalytic Red	Baghouse	Halogenated PAC Sorbent Injection	ARP, CSNOX, CSOSG2E, CSSO2G1, MATS
MI	J H Campbell	1710	3	########	6	1	630	188.3	Measured	0.028	Calculated	716.1	Measured	0.105	Calculated	266.3	Measured	0.039	Measured	6828.1	Measured	Coal	Dry bottom wall-fired	Dry Lime FGD	Low NOx Burner Technology w/ Overfire Air	Selective Catalytic Red	Baghouse	Halogenated PAC Sorbent Injection	ARP, CSNOX, CSOSG2E, CSSO2G1, MATS
MI	J H Campbell	1710	3	########	7	1	628	220	Measured	0.032	Calculated	717.7	Measured	0.105	Calculated	260	Measured	0.038	Measured	6843.3	Measured	Coal	Dry bottom wall-fired	Dry Lime FGD	Low NOx Burner Technology w/ Overfire Air	Selective Catalytic Red	Baghouse	Halogenated PAC Sorbent Injection	ARP, CSNOX, CSOSG2E, CSSO2G1, MATS
MI	J H Campbell	1710	3	########	8	1	630	149.2	Measured	0.022	Calculated	721.3	Measured	0.105	Calculated	247.6	Measured	0.036	Measured	6877.1	Measured	Coal	Dry bottom wall-fired	Dry Lime FGD	Low NOx Burner Technology w/ Overfire Air	Selective Catalytic Red	Baghouse	Halogenated PAC Sorbent Injection	ARP, CSNOX, CSOSG2E, CSSO2G1, MATS
MI	J H Campbell	1710	3	########	9	1	633	182.6	Measured	0.026	Calculated	722.8	Measured	0.105	Calculated	268.8	Measured	0.039	Measured	6891.5	Measured	Coal	Dry bottom wall-fired	Dry Lime FGD	Low NOx Burner Technology w/ Overfire Air	Selective Catalytic Red	Baghouse	Halogenated PAC Sorbent Injection	ARP, CSNOX, CSOSG2E, CSSO2G1, MATS
MI	J H Campbell	1710	3	########	10	1	631	301.4	Measured	0.044	Calculated	711.1	Measured	0.105	Calculated	264.4	Measured	0.039	Measured	6780.3	Measured	Coal	Dry bottom wall-fired	Dry Lime FGD	Low NOx Burner Technology w/ Overfire Air	Selective Catalytic Red	Baghouse	Halogenated PAC Sorbent Injection	ARP, CSNOX, CSOSG2E, CSSO2G1, MATS
MI	J H Campbell	1710	3	########	11	1	630	219.2	Measured	0.032	Calculated	714.8	Measured	0.105	Calculated	259	Measured	0.038	Measured	6815.7	Measured	Coal	Dry bottom wall-fired	Dry Lime FGD	Low NOx Burner Technology w/ Overfire Air	Selective Catalytic Red	Baghouse	Halogenated PAC Sorbent Injection	ARP, CSNOX, CSOSG2E, CSSO2G1, MATS
MI	J H Campbell	1710	3	########	12	1	630	236.4	Measured	0.035	Calculated	710.1	Measured	0.105	Calculated	270.8	Measured	0.04	Measured	6771	Measured	Coal	Dry bottom wall-fired	Dry Lime FGD	Low NOx Burner Technology w/ Overfire Air	Selective Catalytic Red	Baghouse	Halogenated PAC Sorbent Injection	ARP, CSNOX, CSOSG2E, CSSO2G1, MATS
MI	J H Campbell	1710	3	########	13	1	629	214.6	Measured	0.032	Calculated	705.3	Measured	0.105	Calculated	262.3	Measured	0.039	Measured	6724.9	Measured	Coal	Dry bottom wall-fired	Dry Lime FGD	Low NOx Burner Technology w/ Overfire Air	Selective Catalytic Red	Baghouse	Halogenated PAC Sorbent Injection	ARP, CSNOX, CSOSG2E, CSSO2G1, MATS
MI	J H Campbell	1710	3	########	14	1	632	212.9	Measured	0.032	Calculated	705.7	Measured	0.105	Calculated	269.1	Measured	0.04	Measured	6728.5	Measured	Coal	Dry bottom wall-fired	Dry Lime FGD	Low NOx Burner Technology w/ Overfire Air	Selective Catalytic Red	Baghouse	Halogenated PAC Sorbent Injection	ARP, CSNOX, CSOSG2E, CSSO2G1, MATS
MI	J H Campbell	1710	3	########	15	1	630	187.2	Measured	0.028	Calculated	706.3	Measured	0.105	Calculated	262.7	Measured	0.039	Measured	6734.8	Measured	Coal	Dry bottom wall-fired	Dry Lime FGD	Low NOx Burner Technology w/ Overfire Air	Selective Catalytic Red	Baghouse	Halogenated PAC Sorbent Injection	ARP, CSNOX, CSOSG2E, CSSO2G1, MATS
MI	J H Campbell	1710	3	########	16	1	630	180.2	Measured	0.027	Calculated	707.1	Measured	0.105	Calculated	262.9	Measured	0.039	Measured	6742.3	Measured	Coal	Dry bottom wall-fired	Dry Lime FGD	Low NOx Burner Technology w/ Overfire Air	Selective Catalytic Red	Baghouse	Halogenated PAC Sorbent Injection	ARP, CSNOX, CSOSG2E, CSSO2G1, MATS
MI	J H Campbell	1710	3	########	17	1	630	199.7	Measured	0.03	Calculated	704.8	Measured	0.105	Calculated	262.1	Measured	0.039	Measured	6719.7	Measured	Coal	Dry bottom wall-fired	Dry Lime FGD	Low NOx Burner Technology w/ Overfire Air	Selective Catalytic Red	Baghouse	Halogenated PAC Sorbent Injection	ARP, CSNOX, CSOSG2E, CSSO2G1, MATS
MI	J H Campbell	1710	3	########	18	1	630	229.9	Measured	0.034	Calculated	707.3	Measured	0.105	Calculated	263	Measured	0.039	Measured	6743.7	Measured	Coal	Dry bottom wall-fired	Dry Lime FGD	Low NOx Burner Technology w/ Overfire Air	Selective Catalytic Red	Baghouse	Halogenated PAC Sorbent Injection	ARP, CSNOX, CSOSG2E, CSSO2G1, MATS
MI	J H Campbell	1710	3	########	19	1	630	239.3	Measured	0.036	Calculated	701.6	Measured	0.105	Calculated	274.3	Measured	0.041	Measured	6689.5	Measured	Coal	Dry bottom wall-fired	Dry Lime FGD	Low NOx Burner Technology w/ Overfire Air	Selective Catalytic Red	Baghouse	Halogenated PAC Sorbent Injection	ARP, CSNOX, CSOSG2E, CSSO2G1, MATS
MI	J H Campbell	1710	3	########	20	1	630	216.9	Measured	0.033	Calculated	694.2	Measured	0.105	Calculated	271.4	Measured	0.041	Measured	6619.2	Measured	Coal	Dry bottom wall-fired	Dry Lime FGD	Low NOx Burner Technology w/ Overfire Air	Selective Catalytic Red	Baghouse	Halogenated PAC Sorbent Injection	ARP, CSNOX, CSOSG2E, CSSO2G1, MATS
MI	J H Campbell	1710	3	########	21	1	632	199.3	Measured	0.03	Calculated	703.4	Measured	0.105	Calculated	281.7	Measured	0.042	Measured	6706.3	Measured	Coal	Dry bottom wall-fired	Dry Lime FGD	Low NOx Burner Technology w/ Overfire Air	Selective Catalytic Red	Baghouse	Halogenated PAC Sorbent Injection	ARP, CSNOX, CSOSG2E, CSSO2G1, MATS
MI	J H Campbell	1710	3	########	22	1	630	211	Measured	0.032	Calculated	699.2	Measured	0.105	Calculated	300	Measured	0.045	Measured	6666.7	Measured	Coal	Dry bottom wall-fired	Dry Lime FGD	Low NOx Burner Technology w/ Overfire Air	Selective Catalytic Red	Baghouse	Halogenated PAC Sorbent Injection	ARP, CSNOX, CSOSG2E, CSSO2G1, MATS
MI	J H Campbell	1710	3	########	23	1	630	207.7	Measured	0.031	Calculated	694.3	Measured	0.105	Calculated	304.5	Measured	0.046	Measured	6619.7	Measured	Coal	Dry bottom wall-fired	Dry Lime FGD	Low NOx Burner Technology w/ Overfire Air	Selective Catalytic Red	Baghouse	Halogenated PAC Sorbent Injection	ARP, CSNOX, CSOSG2E, CSSO2G1, MATS
MI	J H Campbell	1710	3	########	0	1	631	194	Measured	0.029	Calculated	691.4	Measured	0.105	Calculated	309.8	Measured	0.047	Measured	6592.2	Measured	Coal	Dry bottom wall-fired	Dry Lime FGD	Low NOx Burner Technology w/ Overfire Air	Selective Catalytic Red	Baghouse	Halogenated PAC Sorbent Injection	ARP, CSNOX, CSOSG2E, CSSO2G1, MATS
MI	J H Campbell	1710	3	########	1	1	630	184.8	Meas

MI	J H Campbell	1710	3	########	0	1	631	161.9	Measured	0.024	Calculated	707.4	Measured	0.105	Calculated	269.8	Measured	0.04	Measured	6745	Measured	Coal	Dry bottom wall-fired	Dry Lime FGD	Low NOx Burner Technology w/ Overfire Air	Selective Catalytic Red	Baghouse	Halogenated PAC Sorbent Injection	ARP, CSNOX, CSOSG2E, CSSO2G1, MATS
MI	J H Campbell	1710	3	########	1	1	629	181.4	Measured	0.027	Calculated	710.9	Measured	0.105	Calculated	650.7	Measured	0.096	Measured	6778.6	Measured	Coal	Dry bottom wall-fired	Dry Lime FGD	Low NOx Burner Technology w/ Overfire Air	Selective Catalytic Red	Baghouse	Halogenated PAC Sorbent Injection	ARP, CSNOX, CSOSG2E, CSSO2G1, MATS
MI	J H Campbell	1710	3	########	2	1	633	152.4	Measured	0.023	Calculated	706.2	Measured	0.105	Calculated	693.5	Measured	0.103	Measured	6733.1	Measured	Coal	Dry bottom wall-fired	Dry Lime FGD	Low NOx Burner Technology w/ Overfire Air	Selective Catalytic Red	Baghouse	Halogenated PAC Sorbent Injection	ARP, CSNOX, CSOSG2E, CSSO2G1, MATS
MI	J H Campbell	1710	3	########	3	1	630	131.9	Measured	0.019	Calculated	711	Measured	0.105	Calculated	311.8	Measured	0.046	Measured	6779	Measured	Coal	Dry bottom wall-fired	Dry Lime FGD	Low NOx Burner Technology w/ Overfire Air	Selective Catalytic Red	Baghouse	Halogenated PAC Sorbent Injection	ARP, CSNOX, CSOSG2E, CSSO2G1, MATS
MI	J H Campbell	1710	3	########	4	1	629	144.6	Measured	0.021	Calculated	710	Measured	0.105	Calculated	304.6	Measured	0.045	Measured	6769.6	Measured	Coal	Dry bottom wall-fired	Dry Lime FGD	Low NOx Burner Technology w/ Overfire Air	Selective Catalytic Red	Baghouse	Halogenated PAC Sorbent Injection	ARP, CSNOX, CSOSG2E, CSSO2G1, MATS
MI	J H Campbell	1710	3	########	5	1	630	170.2	Measured	0.025	Calculated	716.2	Measured	0.105	Calculated	300.5	Measured	0.044	Measured	6828.6	Measured	Coal	Dry bottom wall-fired	Dry Lime FGD	Low NOx Burner Technology w/ Overfire Air	Selective Catalytic Red	Baghouse	Halogenated PAC Sorbent Injection	ARP, CSNOX, CSOSG2E, CSSO2G1, MATS
MI	J H Campbell	1710	3	########	6	1	630	189	Measured	0.028	Calculated	698.4	Measured	0.105	Calculated	293	Measured	0.044	Measured	6659	Measured	Coal	Dry bottom wall-fired	Dry Lime FGD	Low NOx Burner Technology w/ Overfire Air	Selective Catalytic Red	Baghouse	Halogenated PAC Sorbent Injection	ARP, CSNOX, CSOSG2E, CSSO2G1, MATS
MI	J H Campbell	1710	3	########	7	1	631	190.8	Measured	0.028	Calculated	711.4	Measured	0.105	Calculated	305.2	Measured	0.045	Measured	6783.2	Measured	Coal	Dry bottom wall-fired	Dry Lime FGD	Low NOx Burner Technology w/ Overfire Air	Selective Catalytic Red	Baghouse	Halogenated PAC Sorbent Injection	ARP, CSNOX, CSOSG2E, CSSO2G1, MATS
MI	J H Campbell	1710	3	########	8	1	631	168.9	Measured	0.025	Calculated	711.1	Measured	0.105	Calculated	305.1	Measured	0.045	Measured	6780.2	Measured	Coal	Dry bottom wall-fired	Dry Lime FGD	Low NOx Burner Technology w/ Overfire Air	Selective Catalytic Red	Baghouse	Halogenated PAC Sorbent Injection	ARP, CSNOX, CSOSG2E, CSSO2G1, MATS
MI	J H Campbell	1710	3	########	9	1	630	170	Measured	0.025	Calculated	715.4	Measured	0.105	Calculated	293.3	Measured	0.043	Measured	6820.7	Measured	Coal	Dry bottom wall-fired	Dry Lime FGD	Low NOx Burner Technology w/ Overfire Air	Selective Catalytic Red	Baghouse	Halogenated PAC Sorbent Injection	ARP, CSNOX, CSOSG2E, CSSO2G1, MATS
MI	J H Campbell	1710	3	########	10	1	630	161.2	Measured	0.023	Calculated	738.1	Measured	0.105	Calculated	302.6	Measured	0.043	Measured	7037.6	Measured	Coal	Dry bottom wall-fired	Dry Lime FGD	Low NOx Burner Technology w/ Overfire Air	Selective Catalytic Red	Baghouse	Halogenated PAC Sorbent Injection	ARP, CSNOX, CSOSG2E, CSSO2G1, MATS
MI	J H Campbell	1710	3	########	11	1	630	130.4	Measured	0.018	Calculated	742	Measured	0.105	Calculated	290.1	Measured	0.041	Measured	7075	Measured	Coal	Dry bottom wall-fired	Dry Lime FGD	Low NOx Burner Technology w/ Overfire Air	Selective Catalytic Red	Baghouse	Halogenated PAC Sorbent Injection	ARP, CSNOX, CSOSG2E, CSSO2G1, MATS
MI	J H Campbell	1710	3	########	12	1	631	130.7	Measured	0.018	Calculated	754.4	Measured	0.105	Calculated	302.1	Measured	0.042	Measured	7193.4	Measured	Coal	Dry bottom wall-fired	Dry Lime FGD	Low NOx Burner Technology w/ Overfire Air	Selective Catalytic Red	Baghouse	Halogenated PAC Sorbent Injection	ARP, CSNOX, CSOSG2E, CSSO2G1, MATS
MI	J H Campbell	1710	3	########	13	1	629	179.6	Measured	0.025	Calculated	754.6	Measured	0.105	Calculated	295	Measured	0.041	Measured	7194.4	Measured	Coal	Dry bottom wall-fired	Dry Lime FGD	Low NOx Burner Technology w/ Overfire Air	Selective Catalytic Red	Baghouse	Halogenated PAC Sorbent Injection	ARP, CSNOX, CSOSG2E, CSSO2G1, MATS
MI	J H Campbell	1710	3	########	14	1	630	206.5	Measured	0.029	Calculated	748.4	Measured	0.105	Calculated	299.7	Measured	0.042	Measured	7135.8	Measured	Coal	Dry bottom wall-fired	Dry Lime FGD	Low NOx Burner Technology w/ Overfire Air	Selective Catalytic Red	Baghouse	Halogenated PAC Sorbent Injection	ARP, CSNOX, CSOSG2E, CSSO2G1, MATS
MI	J H Campbell	1710	3	########	15	1	630	365.4	Measured	0.052	Calculated	742.2	Measured	0.105	Calculated	325.5	Measured	0.046	Measured	7076.7	Measured	Coal	Dry bottom wall-fired	Dry Lime FGD	Low NOx Burner Technology w/ Overfire Air	Selective Catalytic Red	Baghouse	Halogenated PAC Sorbent Injection	ARP, CSNOX, CSOSG2E, CSSO2G1, MATS
MI	J H Campbell	1710	3	########	16	1	630	290.7	Measured	0.041	Calculated	737.2	Measured	0.105	Calculated	351.5	Measured	0.05	Measured	7029	Measured	Coal	Dry bottom wall-fired	Dry Lime FGD	Low NOx Burner Technology w/ Overfire Air	Selective Catalytic Red	Baghouse	Halogenated PAC Sorbent Injection	ARP, CSNOX, CSOSG2E, CSSO2G1, MATS
MI	J H Campbell	1710	3	########	17	1	631	251.7	Measured	0.036	Calculated	727.8	Measured	0.105	Calculated	360.9	Measured	0.052	Measured	6939.5	Measured	Coal	Dry bottom wall-fired	Dry Lime FGD	Low NOx Burner Technology w/ Overfire Air	Selective Catalytic Red	Baghouse	Halogenated PAC Sorbent Injection	ARP, CSNOX, CSOSG2E, CSSO2G1, MATS
MI	J H Campbell	1710	3	########	18	1	630	165.5	Measured	0.024	Calculated	729.7	Measured	0.105	Calculated	320	Measured	0.046	Measured	6957.5	Measured	Coal	Dry bottom wall-fired	Dry Lime FGD	Low NOx Burner Technology w/ Overfire Air	Selective Catalytic Red	Baghouse	Halogenated PAC Sorbent Injection	ARP, CSNOX, CSOSG2E, CSSO2G1, MATS
MI	J H Campbell	1710	3	########	19	1	630	193.1	Measured	0.028	Calculated	721.1	Measured	0.105	Calculated	350.6	Measured	0.051	Measured	6875.2	Measured	Coal	Dry bottom wall-fired	Dry Lime FGD	Low NOx Burner Technology w/ Overfire Air	Selective Catalytic Red	Baghouse	Halogenated PAC Sorbent Injection	ARP, CSNOX, CSOSG2E, CSSO2G1, MATS
MI	J H Campbell	1710	3	########	20	1	630	243.1	Measured	0.035	Calculated	719.2	Measured	0.105	Calculated	349.7	Measured	0.051	Measured	6856.9	Measured	Coal	Dry bottom wall-fired	Dry Lime FGD	Low NOx Burner Technology w/ Overfire Air	Selective Catalytic Red	Baghouse	Halogenated PAC Sorbent Injection	ARP, CSNOX, CSOSG2E, CSSO2G1, MATS
MI	J H Campbell	1710	3	########	21	1	632	255.7	Measured	0.037	Calculated	717.8	Measured	0.105	Calculated	355.9	Measured	0.052	Measured	6844.2	Measured	Coal	Dry bottom wall-fired	Dry Lime FGD	Low NOx Burner Technology w/ Overfire Air	Selective Catalytic Red	Baghouse	Halogenated PAC Sorbent Injection	ARP, CSNOX, CSOSG2E, CSSO2G1, MATS
MI	J H Campbell	1710	3	########	22	1	629	216.4	Measured	0.032	Calculated	699	Measured	0.105	Calculated	339.9	Measured	0.051	Measured	6664.8	Measured	Coal	Dry bottom wall-fired	Dry Lime FGD	Low NOx Burner Technology w/ Overfire Air	Selective Catalytic Red	Baghouse	Halogenated PAC Sorbent Injection	ARP, CSNOX, CSOSG2E, CSSO2G1, MATS
MI	J H Campbell	1710	3	########	23	1	630	210.6	Measured	0.031	Calculated	704.3	Measured	0.105	Calculated	342.5	Measured	0.051	Measured	6714.8	Measured	Coal	Dry bottom wall-fired	Dry Lime FGD	Low NOx Burner Technology w/ Overfire Air	Selective Catalytic Red	Baghouse	Halogenated PAC Sorbent Injection	ARP, CSNOX, CSOSG2E, CSSO2G1, MATS
MI	J H Campbell	1710	3	########	0	1	631	200.8	Measured	0.03	Calculated	702	Measured	0.105	Calculated	348.1	Measured	0.052	Measured	6693.8	Measured	Coal	Dry bottom wall-fired	Dry Lime FGD	Low NOx Burner Technology w/ Overfire Air	Selective Catalytic Red	Baghouse	Halogenated PAC Sorbent Injection	ARP, CSNOX, CSOSG2E, CSSO2G1, MATS
MI	J H Campbell	1710	3	########	1	1	631	213.3	Measured	0.032	Calculated	701.1	Measured	0.105	Calculated	347.6	Measured	0.052	Measured	6684.4	Measured	Coal	Dry bottom wall-fired	Dry Lime FGD	Low NOx Burner Technology w/ Overfire Air	Selective Catalytic Red	Baghouse	Halogenated PAC Sorbent Injection	ARP, CSNOX, CSOSG2E, CSSO2G1, MATS
MI	J H Campbell	1710	3	########	2	1	631	206.5	Measured	0.031	Calculated	702.7	Measured	0.105	Calculated	368.5	Measured	0.055	Measured	6700.3	Measured	Coal	Dry bottom wall-fired	Dry Lime FGD	Low NOx Burner Technology w/ Overfire Air	Selective Catalytic Red	Baghouse	Halogenated PAC Sorbent Injection	ARP, CSNOX, CSOSG2E, CSSO2G1, MATS
MI	J H Campbell	1710	3	########	3	1	631	165.5	Measured	0.025	Calculated	693.1	Measured	0.105	Calculated	356.9	Measured	0.054	Measured	6608.5	Measured	Coal	Dry bottom wall-fired	Dry Lime FGD	Low NOx Burner Technology w/ Overfire Air	Selective Catalytic Red	Baghouse	Halogenated PAC Sorbent Injection	ARP, CSNOX, CSOSG2E, CSSO2G1, MATS
MI	J H Campbell	1710	3	########	4	1	630	164	Measured	0.025	Calculated	694.4	Measured	0.105	Calculated	364.2	Measured	0.055	Measured	6621	Measured	Coal	Dry bottom wall-fired	Dry Lime FGD	Low NOx Burner Technology w/ Overfire Air	Selective Catalytic Red	Baghouse	Halogenated PAC Sorbent Injection	ARP, CSNOX, CSOSG2E, CSSO2G1, MATS
MI	J H Campbell	1710	3	########	5	1	629	171.8	Measured	0.026	Calculated	689.3	Measured	0.105	Calculated	328.6	Measured	0.05	Measured	6572	Measured	Coal	Dry bottom wall-fired	Dry Lime FGD	Low NOx Burner Technology w/ Overfire Air	Selective Catalytic Red	Baghouse	Halogenated PAC Sorbent Injection	ARP, CSNOX, CSOSG2E, CSSO2G1, MATS
MI	J H Campbell	1710	3	########	6	1	631	202.5	Measured	0.031	Calculated	689	Measured	0.105	Calculated	289.1	Measured	0.044	Measured	6569.7	Measured	Coal	Dry bottom wall-fired	Dry Lime FGD	Low NOx Burner Technology w/ Overfire Air	Selective Catalytic Red	Baghouse	Halogenated PAC Sorbent Injection	ARP, CSNOX, CSOSG2E, CSSO2G1, MATS
MI	J H Campbell	1710	3	########	7	1	629	142.6	Measured	0.022	Calculated	687.9	Measured	0.105	Calculated	249.2	Measured	0.038	Measured	6558.6	Measured	Coal	Dry bottom wall-fired	Dry Lime FGD	Low NOx Burner Technology w/ Overfire Air	Selective Catalytic Red	Baghouse	Halogenated PAC Sorbent Injection	ARP, CSNOX, CSOSG2E, CSSO2G1, MATS
MI	J H Campbell	1710	3	########	8	1	632	147	Measured	0.022	Calculated	697.7	Measured	0.105	Calculated	259.4	Measured	0.039	Measured	6652.4	Measured	Coal	Dry bottom wall-fired	Dry Lime FGD	Low NOx Burner Technology w/ Overfire Air	Selective Catalytic Red	Baghouse	Halogenated PAC Sorbent Injection	ARP, CSNOX, CSOSG2E, CSSO2G1, MATS
MI	J H Campbell	1710	3	########	9	1	630	155.8	Measured	0.023	Calculated	709.1	Measured	0.105	Calculated	263.7	Measured	0.039	Measured	6761.1	Measured	Coal	Dry bottom wall-fired	Dry Lime FGD	Low NOx Burner Technology w/ Overfire Air	Selective Catalytic Red	Baghouse	Halogenated PAC Sorbent Injection	ARP, CSNOX, CSOSG2E, CSSO2G1, MATS
MI	J H Campbell	1710	3	########	10	1	631	173.4	Measured	0.025	Calculated	720.7	Measured	0.105	Calculated	268	Measured	0.039	Measured	6871.9	Measured	Coal	Dry bottom wall-fired	Dry Lime FGD	Low NOx Burner Technology w/ Overfire Air	Selective Catalytic Red	Baghouse	Halogenated PAC Sorbent Injection	ARP, CSNOX, CSOSG2E, CSSO2G1, MATS
MI	J H Campbell	1710	3	########	11	1	632	213.3	Measured	0.031	Calculated	719.7	Measured	0.105	Calculated	288.2	Measured	0.042	Measured	6862.2	Measured	Coal	Dry bottom wall-fired	Dry Lime FGD	Low NOx Burner Technology w/ Overfire Air	Selective Catalytic Red	Baghouse	Halogenated PAC Sorbent Injection	ARP, CSNOX, CSOSG2E, CSSO2G1, MATS
MI	J H Campbell	1710	3	########	12	1	629	169.7	Measured	0.025	Calculated	723.8	Measured	0.105	Calculated	269.1	Measured	0.039	Measured	6900.9	Measured	Coal	Dry bottom wall-fired	Dry Lime FGD	Low NOx Burner Technology w/ Overfire Air	Selective Catalytic Red	Baghouse	Halogenated PAC Sorbent Injection	ARP, CSNOX, CSOSG2E, CSSO2G1, MATS
MI	J H Campbell	1710	3	########	13	1	629	124.6	Measured	0.018	Calculated	732.7	Measured	0.105	Calculated	286.4	Measured	0.041	Measured	6986.2	Measured	Coal	Dry bottom wall-fired	Dry Lime FGD	Low NOx Burner Technology w/ Overfire Air	Selective Catalytic Red	Baghouse	Halogenated PAC Sorbent Injection	ARP, CSNOX, CSOSG2E, CSSO2G1, MATS
MI	J H Campbell	1710	3	########	14	1	632	137.6	Measured	0.02	Calculated	734.9	Measured	0.105	Calculated	294.3	Measured	0.042	Measured	7007.4	Measured	Coal	Dry bottom wall-fired	Dry Lime FGD	Low NOx Burner Technology w/ Overfire Air	Selective Catalytic Red	Baghouse	Halogenated PAC Sorbent Injection	ARP, CSNOX, CSOSG2E, CSSO2G1, MATS
MI	J H Campbell	1710	3	########	15	1	630	166.4	Measured	0.024	Calculated	727	Measured	0.105	Calculated	277.3	Measured	0.04	Measured	6931.8	Measured	Coal	Dry bottom wall-fired	Dry Lime FGD	Low NOx Burner Technology w/ Overfire Air	Selective Catalytic Red	Baghouse	Halogenated PAC Sorbent Injection	ARP, CSNOX, CSOSG2E, CSSO2G1, MATS
MI	J H Campbell	1710	3	########	16	1	630	249.3	Measured	0.036	Calculated	726.4	Measured	0.105	Calculated	263.2	Measured	0.038	Measured	6925.6	Measured	Coal	Dry bottom wall-fired	Dry Lime FGD	Low NOx Burner Technology w/ Overfire Air	Selective Catalytic Red	Baghouse	Halogenated PAC Sorbent Injection	ARP, CSNOX, CSOSG2E, CSSO2G1, MATS
MI	J H Campbell	1710	3	########	17	1	629	240.3	Measured	0.035	Calculated	722.1	Measured	0.105	Calculated	261.6	Measured	0.038	Measured	6885	Measured	Coal	Dry bottom wall-fired	Dry Lime FGD	Low NOx Burner Technology w/ Overfire Air	Selective Catalytic Red	Baghouse	Halogenated PAC Sorbent Injection	ARP, CSNOX, CSOSG2E, CSSO2G1, MATS
MI	J H Campbell	1710	3	########	18	1	630	210	Measured	0.031	Calculated	721.1	Measured	0.105	Calculated	275	Measured	0.04	Measured	6875	Measured	Coal	Dry bottom wall-fired	Dry Lime FGD	Low NOx Burner Technology w/ Overfire Air	Selective Catalytic Red	Baghouse	Halogenated PAC Sorbent Injection	ARP, CSNOX, CSOSG2E, CSSO2G1, MATS
MI	J H Campbell	1710	3	########	19	1	631	233.5	Measured	0.034	Calculated	711.9	Measured	0.105	Calculated	278.3	Measured	0.041	Measured	6787.8	Measured	Coal	Dry bottom wall-fired	Dry Lime FGD	Low NOx Burner Technology w/ Overfire Air	Selective Catalytic Red	Baghouse	Halogenated PAC Sorbent Injection	ARP, CSNOX, CSOSG2E, CSSO2G1, MATS
MI	J H Campbell	1710	3	########	20	1	630	250.4	Measured	0.037	Calculated	713.2	Measured	0.105	Calculated	272	Measured	0.04	Measured	6800.2	Measured	Coal	Dry bottom wall-fired	Dry Lime FGD	Low NOx Burner Technology w/ Overfire Air	Selective Catalytic Red	Baghouse	Halogenated PAC Sorbent Injection	ARP, CSNOX, CSOSG2E, CSSO2G1, MATS
MI	J H Campbell	1710	3	########	21	1	631	193.5	Measured	0.029	Calculated	702.3	Measured	0.105	Calculated	261.1	Measured	0.039	Measured	6696.1	Measured	Coal	Dry bottom wall-fired	Dry Lime FGD	Low NOx Burner Technology w/ Overfire Air	Selective Catalytic Red	Baghouse	Halogenated PAC Sorbent Injection	ARP, CSNOX, CSOSG2E, CSSO2G1, MATS
MI	J H Campbell	1710	3	########	22	1	630	125.9	Measured	0.019	Calculated	695.6	Measured	0.105	Calculated	258.7	Measured	0.039	Measured	6632.3	Measured	Coal	Dry bottom wall-fired	Dry Lime FGD	Low NOx Burner Technology w/ Overfire Air	Selective Catalytic Red	Baghouse	Halogenated PAC Sorbent Injection	ARP, CSNOX, CSOSG2E, CSSO2G1, MATS
MI	J H Campbell	1710	3	########	23	1	630	137.6	Measured	0.021	Calculated	689.8	Measured	0.105	Calculated	249.9	Measured	0.038	Measured	6577.4	Measured	Coal	Dry bottom wall-fired	Dry Lime FGD	Low NOx Burner Technology w/ Overfire Air	Selective Catalytic Red	Baghouse	Halogenated PAC Sorbent Injection	ARP, CSNOX, CSOSG2E, CSSO2G1, MATS
MI	J H Campbell	1710	3	########	0	1	630	171.7	Measured	0.026	Calculated	688.9	Measured	0.105	Calculated	249.6	Measured	0.038	Measured	6568.5	Measured	Coal	Dry bottom wall-fired	Dry Lime FGD	Low NOx Burner Technology w/ Overfire Air	Selective Catalytic Red	Baghouse	Halogenated PAC Sorbent Injection	ARP, CSNOX, CSOSG2E, CSSO2G1, MATS
MI	J H Campbell	1710	3	########	1	1	629	201.3	Measured	0.031	Calculated	691.4	Measured	0.105	Calculated	250.5	Measured	0.038	Measured	6592	Measured	Coal	Dry bottom wall-fired	Dry Lime FGD	Low NOx Burner Technology w/ Overfire Air	Selective Catalytic Red	Baghouse	Halogenated PAC Sorbent Injection	ARP, CSNOX, CSOSG2E, CSSO2G1, MATS
MI	J H Campbell	1710	3	########	2	1	629	246.2	Measured	0.038	Calculated	685.1	Measured	0.105	Calculated	254.7	Measured	0.039	Measured	6531.8	Measured	Coal	Dry bottom wall-fired	Dry Lime FGD	Low NOx Burner Technology w/ Overfire Air	Selective Catalytic Red	Baghouse	Halogenated PAC Sorbent Injection	ARP, CSNOX, CSOSG2E, CSSO2G1, MATS
MI	J H Campbell	1710	3	########	3	1	630	267.7	Measured	0.041	Calculated	684.8	Measured	0.105	Calculated	261.2	Measured	0.04	Measured	6529.8	Measured	Coal	Dry bottom wall-fired	Dry Lime FGD	Low NOx Burner Technology w/ Overfire Air	Selective Catalytic Red	Baghouse	Halogenated PAC Sorbent Injection	ARP, CSNOX, CSOSG2E, CSSO2G1, MATS
MI	J H Campbell	1710	3	########	4	1	629	189.4	Measured	0.029	Calculated	687.3	Measured	0.105	Calculated	255.6	Measured	0.039	Measured	6553.5	Measured	Coal	Dry bottom wall-fired	Dry Lime FGD	Low NOx Burner Technology w/ Overfire Air	Selective Catalytic Red	Baghouse	Halogenated PAC Sorbent Injection	ARP, CSNOX, CSOSG2E, CSSO2G1, MATS
MI	J H Campbell	1710	3	########	5	1	629	214.1	Measured	0.032	Calculated	691.9	Measured	0.105	Calculated	250.7	Measured	0.038	Measured	6597	Measured	Coal	Dry bottom wall-fired	Dry Lime FGD	Low NOx Burner Technology w/ Overfire Air	Selective Catalytic Red	Baghouse	Halogenated PAC Sorbent Injection	ARP, CSNOX, CSOSG2E, CSSO2G1, MATS
MI	J H Campbell	1710	3	########	6	1	630	229.5	Measured	0.035	Calculated	695.1	Measured	0.105	Calculated	251.8	Measured	0.038	Measured	6627.2	Measured	Coal	Dry bottom wall-fired	Dry Lime FGD	Low NOx Burner Technology w/ Overfire Air	Selective Catalytic Red	Baghouse	Halogenated PAC Sorbent Injection	ARP, CSNOX, CSOSG2E, CSSO2G1, MATS
MI	J H Campbell	1710	3	########	7	1	628	203.5	Measured	0.031	Calculated	686.5	Measured	0.105	Calculated	248.7	Measured	0.038	Measured	6545.4	Measured	Coal	Dry bottom wall-fired	Dry Lime FGD	Low NOx Burner Technology w/ Overfire Air	Selective Catalytic Red	Baghouse	Halogenated PAC Sorbent Injection	ARP, CSNOX, CSOSG2E, CSSO2G1, MATS
MI	J H Campbell	1710	3	########	8	1	631	240.2	Measured	0.037	Calculated	683.2	Measured	0.105	Calculated	247.6	Measured	0.038	Measured	6514.6	Measured	Coal	Dry bottom wall-fired	Dry Lime FGD	Low NOx Burner Technology w/ Overfire Air	Selective Catalytic Red	Baghouse	Halogenated PAC Sorbent Injection	ARP, CSNOX, CSOSG2E, CSSO2G1, MATS
MI	J H Campbell	1710	3	########	9	1	630	177.3	Measured	0.027	Calculated	683.5	Measured	0.105	Calculated	254.2	Measured	0.039	Measured	6517	Measured	Coal	Dry bottom wall-fired	Dry Lime FGD	Low NOx Burner Technology w/ Overfire Air	Selective Catalytic Red	Baghouse	Halogenated PAC Sorbent Injection	ARP, CSNOX, CSOSG2E, CSSO2G1, MATS
MI	J H Campbell	1710	3	########	10	1	630	103.6	Measured	0.016	Calculated	692.6	Measured	0.105	Calculated	250.9	Measured	0.038	Measured	6603.4	Measured	Coal	Dry bottom wall-fired	Dry Lime FGD	Low NOx Burner Technology w/ Overfire Air	Selective Catalytic Red	Baghouse	Halogenated PAC Sorbent Injection	ARP, CSNOX, CSOSG2E, CSSO2G1, MATS
MI	J H Campbell	1710	3	########	11	1	628	116.1	Measured	0.017	Calculated	702.6	Measured	0.105	Calculated	254.5	Measured	0.038	Measured	6698.6	Measured	Coal	Dry bottom wall-fired	Dry Lime FGD	Low NOx Burner Technology w/ Overfire Air	Selective Catalytic Red	Baghouse	Halogenated PAC Sorbent Injection	ARP, CSNOX, CSOSG2E, CSSO2G1, MATS
MI	J H Campbell	1710	3	########	12	1	630	169	Measured	0.025	Calculated	715.6	Measured	0.105	Calculated	266.1	Measured	0.039	Measured	6823.5	Measured	Coal	Dry bottom wall-fired	Dry Lime FGD	Low NOx Burner Technology w/ Overfire Air	Selective Catalytic Red	Baghouse	Halogenated PAC Sorbent Injection	ARP, CSNOX, CSOSG2E, CSSO2G1, MATS
MI	J H Campbell	1710	3	########	13	1	630	242.2	Measured	0.035	Calculated	721.1	Measured	0.105	Calculated	275	Measured	0.04	Measured	6875.5	Measured	Coal	Dry bottom wall-fired	Dry Lime FGD	Low NOx Burner Technology w/ Overfire Air	Selective Catalytic Red	Baghouse	Halogenated PAC Sorbent Injection	ARP, CSNOX, CSOSG2E, CSSO2G1, MATS
MI	J H Campbell	1710	3	########	14	1	629	263.7	Measured	0.038	Calculated	724.4	Measured	0.105	Calculated	262.5	Measured	0.038	Measured	6907.2	Measured	Coal	Dry bottom wall-fired	Dry Lime FGD	Low NOx Burner Technology w/ Overfire Air	Selective Catalytic Red	Baghouse	Halogenated PAC Sorbent Injection	ARP, CSNOX, CSOSG2E, CSSO2G1, MATS
MI	J H Campbell	1710	3	########	15	1	630	224.4	Measured	0.033	Calculated	718.7	Measured	0.105	Calculated	260.4	Measured	0.038	Measured	6852.2	Measured	Coal	Dry bottom wall-fired	Dry Lime FGD	Low NOx Burner Technology w/ Overfire Air	Selective Catalytic Red	Baghouse	Halogenated PAC Sorbent Injection	ARP, CSNOX, CSOSG2E, CSSO2G1, MATS
MI	J H Campbell	1710	3	########	16	1	630	201	Measured	0.029	Calculated	722.8	Measured	0.105	Calculated	261.9	Measured	0.038	Measured	6891.4	Measured	Coal	Dry bottom wall-fired	Dry Lime FGD	Low NOx Burner Technology w/ Overfire Air	Selective Catalytic Red	Baghouse	Halogenated PAC Sorbent Injection	ARP, CSNOX, CSOSG2E, CSSO2G1, MATS
MI	J H Campbell	1710	3	########	17	1	628	193.5	Measured	0.029	Calculated	709.6	Measured	0.105	Calculated	243.6	Measured	0.036	Measured	6765.6	Measured	Coal	Dry bottom wall-fired	Dry Lime FGD	Low NOx Burner Technology w/ Overfire Air	Selective Catalytic Red	Baghouse	Halogenated PAC Sorbent Injection	ARP, CSNOX, CSOSG2E, CSSO2G1, MATS
MI	J H Campbell	1710	3	########	18	1	630	211.6	Measured	0.031	Calculated	713.8	Measured	0.105	Calculated	238.2	Measured	0.035	Measured	6805.9	Measured	Coal	Dry bottom wall-fired	Dry Lime FGD	Low NOx Burner Technology w/ Overfire Air	Selective Catalytic Red	Baghouse	Halogenated PAC Sorbent Injection	ARP, CSNOX, CSOSG2E, CSSO2G1, MATS
MI	J H Campbell	1710	3	########	19	1	631	191.5	Measured	0.028	Calculated	708.5	Measured	0.105	Calculated	243.2	Measured	0.036	Measured	6755.3	Measured	Coal	Dry bottom wall-fired	Dry Lime FGD	Low NOx Burner Technology w/ Overfire Air	Selective Catalytic Red	Baghouse	Halogenated PAC Sorbent Injection	ARP, CSNOX, CSOSG2E, CSSO2G1, MATS
MI	J H Campbell	1710	3	########	20	1	630	193.6	Measured	0.029	Calculated	709.4	Measured	0.105	Calculated	243.5	Measured	0.036	Measured	6763.8	Measured	Coal	Dry bottom wall-fired	Dry Lime FGD	Low NOx Burner Technology w/ Overfire Air	Selective Catalytic Red	Baghouse	Halogenated PAC Sorbent Injection	ARP, CSNOX, CSOSG2E, CSSO2G1, MATS
MI	J H Campbell	1710	3	########	21	1	630	204.4	Measured	0.03	Calculated	708.3	Measured	0.105	Calculated	243.1	Measured	0.036	Measured	6753.4	Measured	Coal	Dry bottom wall-fired	Dry Lime FGD	Low NOx Burner Technology w/ Overfire Air	Selective Catalytic Red	Baghouse	Halogenated PAC Sorbent Injection	ARP, CSNOX, CSOSG2E, CSSO2G1, MATS
MI	J H Campbell	1710	3	########	22	1	630	246.6	Measured	0.037	Calculated	701.5	Measured	0.105	Calculated	280.9	Measured	0.042	Measured	6688.9	Measured	Coal	Dry bottom wall-fired	Dry Lime FGD	Low NOx Burner Technology w/ Overfire Air	Selective Catalytic Red	Baghouse	Halogenated PAC Sorbent Injection	ARP, CSNOX, CSOSG2E, CSSO2G1, MATS
MI	J H Campbell	1710	3	########	23	1	629	219.1	Measured	0.033	Calculated	696	Measured	0.105	Calculated	285.3	Measured	0.043	Measured	6635.7	Measured	Coal	Dry bottom wall-fired	Dry Lime FGD	Low NOx Burner Technology w/ Overfire Air	Selective Catalytic Red	Baghouse	Halogenated PAC Sorbent Injection	ARP, CSNOX, CSOSG2E, CSSO2G1, MATS
MI	J H Campbell	1710	3	########	0	1	631	203.5	Measured	0.031	Calculated

MI	J H Campbell	1710	3	########	23	1	628	931.5	Measured	0.147	Calculated	665.6	Measured	0.105	Calculated	215.8	Measured	0.034	Measured	6346.4	Measured	Coal	Dry bottom wall-fired	Dry Lime FGD	Low NOx Burner Technology w/ Overfire Air	Selective Catalytic Red	Baghouse	Halogenated PAC Sorbent Injection	ARP, CSNOX, CSOSG2E, CSSO2G1, MATS
MI	J H Campbell	1710	3	########	0	1	630	924.3	Measured	0.145	Calculated	668.2	Measured	0.105	Calculated	223	Measured	0.035	Measured	6370.7	Measured	Coal	Dry bottom wall-fired	Dry Lime FGD	Low NOx Burner Technology w/ Overfire Air	Selective Catalytic Red	Baghouse	Halogenated PAC Sorbent Injection	ARP, CSNOX, CSOSG2E, CSSO2G1, MATS
MI	J H Campbell	1710	3	########	1	1	629	888.4	Measured	0.141	Calculated	659.4	Measured	0.105	Calculated	220.1	Measured	0.035	Measured	6287.2	Measured	Coal	Dry bottom wall-fired	Dry Lime FGD	Low NOx Burner Technology w/ Overfire Air	Selective Catalytic Red	Baghouse	Halogenated PAC Sorbent Injection	ARP, CSNOX, CSOSG2E, CSSO2G1, MATS
MI	J H Campbell	1710	3	########	2	1	629	859.1	Measured	0.136	Calculated	663.1	Measured	0.105	Calculated	240.2	Measured	0.038	Measured	6322.3	Measured	Coal	Dry bottom wall-fired	Dry Lime FGD	Low NOx Burner Technology w/ Overfire Air	Selective Catalytic Red	Baghouse	Halogenated PAC Sorbent Injection	ARP, CSNOX, CSOSG2E, CSSO2G1, MATS
MI	J H Campbell	1710	3	########	3	1	629	846.9	Measured	0.133	Calculated	668.2	Measured	0.105	Calculated	223	Measured	0.035	Measured	6371.4	Measured	Coal	Dry bottom wall-fired	Dry Lime FGD	Low NOx Burner Technology w/ Overfire Air	Selective Catalytic Red	Baghouse	Halogenated PAC Sorbent Injection	ARP, CSNOX, CSOSG2E, CSSO2G1, MATS
MI	J H Campbell	1710	3	########	4	1	627	887.6	Measured	0.139	Calculated	670.4	Measured	0.105	Calculated	217.3	Measured	0.034	Measured	6391.6	Measured	Coal	Dry bottom wall-fired	Dry Lime FGD	Low NOx Burner Technology w/ Overfire Air	Selective Catalytic Red	Baghouse	Halogenated PAC Sorbent Injection	ARP, CSNOX, CSOSG2E, CSSO2G1, MATS
MI	J H Campbell	1710	3	########	5	1	628	896.6	Measured	0.141	Calculated	666.3	Measured	0.105	Calculated	222.4	Measured	0.035	Measured	6352.9	Measured	Coal	Dry bottom wall-fired	Dry Lime FGD	Low NOx Burner Technology w/ Overfire Air	Selective Catalytic Red	Baghouse	Halogenated PAC Sorbent Injection	ARP, CSNOX, CSOSG2E, CSSO2G1, MATS
MI	J H Campbell	1710	3	########	6	1	628	856.7	Measured	0.135	Calculated	668	Measured	0.105	Calculated	216.5	Measured	0.034	Measured	6369.1	Measured	Coal	Dry bottom wall-fired	Dry Lime FGD	Low NOx Burner Technology w/ Overfire Air	Selective Catalytic Red	Baghouse	Halogenated PAC Sorbent Injection	ARP, CSNOX, CSOSG2E, CSSO2G1, MATS
MI	J H Campbell	1710	3	########	7	1	629	855.6	Measured	0.134	Calculated	668.6	Measured	0.105	Calculated	223.1	Measured	0.035	Measured	6374.6	Measured	Coal	Dry bottom wall-fired	Dry Lime FGD	Low NOx Burner Technology w/ Overfire Air	Selective Catalytic Red	Baghouse	Halogenated PAC Sorbent Injection	ARP, CSNOX, CSOSG2E, CSSO2G1, MATS
MI	J H Campbell	1710	3	########	8	1	628	902.5	Measured	0.141	Calculated	672.4	Measured	0.105	Calculated	218	Measured	0.034	Measured	6410.8	Measured	Coal	Dry bottom wall-fired	Dry Lime FGD	Low NOx Burner Technology w/ Overfire Air	Selective Catalytic Red	Baghouse	Halogenated PAC Sorbent Injection	ARP, CSNOX, CSOSG2E, CSSO2G1, MATS
MI	J H Campbell	1710	3	########	9	1	628	874.8	Measured	0.137	Calculated	668.2	Measured	0.105	Calculated	216.6	Measured	0.034	Measured	6371.2	Measured	Coal	Dry bottom wall-fired	Dry Lime FGD	Low NOx Burner Technology w/ Overfire Air	Selective Catalytic Red	Baghouse	Halogenated PAC Sorbent Injection	ARP, CSNOX, CSOSG2E, CSSO2G1, MATS
MI	J H Campbell	1710	3	########	10	1	629	883.3	Measured	0.138	Calculated	672	Measured	0.105	Calculated	211.4	Measured	0.033	Measured	6407	Measured	Coal	Dry bottom wall-fired	Dry Lime FGD	Low NOx Burner Technology w/ Overfire Air	Selective Catalytic Red	Baghouse	Halogenated PAC Sorbent Injection	ARP, CSNOX, CSOSG2E, CSSO2G1, MATS
MI	J H Campbell	1710	3	########	11	1	629	534.7	Measured	0.084	Calculated	667.7	Measured	0.105	Calculated	210.1	Measured	0.033	Measured	6366.4	Measured	Coal	Dry bottom wall-fired	Dry Lime FGD	Low NOx Burner Technology w/ Overfire Air	Selective Catalytic Red	Baghouse	Halogenated PAC Sorbent Injection	ARP, CSNOX, CSOSG2E, CSSO2G1, MATS
MI	J H Campbell	1710	3	########	12	1	629	164.2	Measured	0.025	Calculated	676.8	Measured	0.105	Calculated	219.4	Measured	0.034	Measured	6452.8	Measured	Coal	Dry bottom wall-fired	Dry Lime FGD	Low NOx Burner Technology w/ Overfire Air	Selective Catalytic Red	Baghouse	Halogenated PAC Sorbent Injection	ARP, CSNOX, CSOSG2E, CSSO2G1, MATS
MI	J H Campbell	1710	3	########	13	1	629	139.8	Measured	0.021	Calculated	688.3	Measured	0.105	Calculated	223.1	Measured	0.034	Measured	6562.7	Measured	Coal	Dry bottom wall-fired	Dry Lime FGD	Low NOx Burner Technology w/ Overfire Air	Selective Catalytic Red	Baghouse	Halogenated PAC Sorbent Injection	ARP, CSNOX, CSOSG2E, CSSO2G1, MATS
MI	J H Campbell	1710	3	########	14	1	629	131.4	Measured	0.02	Calculated	692.9	Measured	0.105	Calculated	224.6	Measured	0.034	Measured	6606.9	Measured	Coal	Dry bottom wall-fired	Dry Lime FGD	Low NOx Burner Technology w/ Overfire Air	Selective Catalytic Red	Baghouse	Halogenated PAC Sorbent Injection	ARP, CSNOX, CSOSG2E, CSSO2G1, MATS
MI	J H Campbell	1710	3	########	15	1	629	124.2	Measured	0.019	Calculated	693.7	Measured	0.105	Calculated	231.5	Measured	0.035	Measured	6613.8	Measured	Coal	Dry bottom wall-fired	Dry Lime FGD	Low NOx Burner Technology w/ Overfire Air	Selective Catalytic Red	Baghouse	Halogenated PAC Sorbent Injection	ARP, CSNOX, CSOSG2E, CSSO2G1, MATS
MI	J H Campbell	1710	3	########	16	1	629	131	Measured	0.02	Calculated	690.8	Measured	0.105	Calculated	237.1	Measured	0.036	Measured	6586.3	Measured	Coal	Dry bottom wall-fired	Dry Lime FGD	Low NOx Burner Technology w/ Overfire Air	Selective Catalytic Red	Baghouse	Halogenated PAC Sorbent Injection	ARP, CSNOX, CSOSG2E, CSSO2G1, MATS
MI	J H Campbell	1710	3	########	17	1	628	168.3	Measured	0.026	Calculated	684.8	Measured	0.105	Calculated	235.1	Measured	0.036	Measured	6529.3	Measured	Coal	Dry bottom wall-fired	Dry Lime FGD	Low NOx Burner Technology w/ Overfire Air	Selective Catalytic Red	Baghouse	Halogenated PAC Sorbent Injection	ARP, CSNOX, CSOSG2E, CSSO2G1, MATS
MI	J H Campbell	1710	3	########	18	1	629	201.3	Measured	0.031	Calculated	684.8	Measured	0.105	Calculated	235	Measured	0.036	Measured	6529	Measured	Coal	Dry bottom wall-fired	Dry Lime FGD	Low NOx Burner Technology w/ Overfire Air	Selective Catalytic Red	Baghouse	Halogenated PAC Sorbent Injection	ARP, CSNOX, CSOSG2E, CSSO2G1, MATS
MI	J H Campbell	1710	3	########	19	1	629	180.3	Measured	0.028	Calculated	675.3	Measured	0.105	Calculated	231.8	Measured	0.036	Measured	6438.9	Measured	Coal	Dry bottom wall-fired	Dry Lime FGD	Low NOx Burner Technology w/ Overfire Air	Selective Catalytic Red	Baghouse	Halogenated PAC Sorbent Injection	ARP, CSNOX, CSOSG2E, CSSO2G1, MATS
MI	J H Campbell	1710	3	########	20	1	628	189	Measured	0.029	Calculated	680.5	Measured	0.105	Calculated	246.5	Measured	0.038	Measured	6488	Measured	Coal	Dry bottom wall-fired	Dry Lime FGD	Low NOx Burner Technology w/ Overfire Air	Selective Catalytic Red	Baghouse	Halogenated PAC Sorbent Injection	ARP, CSNOX, CSOSG2E, CSSO2G1, MATS
MI	J H Campbell	1710	3	########	21	1	629	214	Measured	0.033	Calculated	678.4	Measured	0.105	Calculated	232.9	Measured	0.036	Measured	6468.8	Measured	Coal	Dry bottom wall-fired	Dry Lime FGD	Low NOx Burner Technology w/ Overfire Air	Selective Catalytic Red	Baghouse	Halogenated PAC Sorbent Injection	ARP, CSNOX, CSOSG2E, CSSO2G1, MATS
MI	J H Campbell	1710	3	########	22	1	628	222.1	Measured	0.035	Calculated	675	Measured	0.105	Calculated	231.7	Measured	0.036	Measured	6435.7	Measured	Coal	Dry bottom wall-fired	Dry Lime FGD	Low NOx Burner Technology w/ Overfire Air	Selective Catalytic Red	Baghouse	Halogenated PAC Sorbent Injection	ARP, CSNOX, CSOSG2E, CSSO2G1, MATS
MI	J H Campbell	1710	3	########	23	1	629	195.6	Measured	0.031	Calculated	671.6	Measured	0.105	Calculated	230.5	Measured	0.036	Measured	6403.6	Measured	Coal	Dry bottom wall-fired	Dry Lime FGD	Low NOx Burner Technology w/ Overfire Air	Selective Catalytic Red	Baghouse	Halogenated PAC Sorbent Injection	ARP, CSNOX, CSOSG2E, CSSO2G1, MATS
MI	J H Campbell	1710	3	########	0	1	630	199.3	Measured	0.031	Calculated	671.8	Measured	0.105	Calculated	230.6	Measured	0.036	Measured	6405.2	Measured	Coal	Dry bottom wall-fired	Dry Lime FGD	Low NOx Burner Technology w/ Overfire Air	Selective Catalytic Red	Baghouse	Halogenated PAC Sorbent Injection	ARP, CSNOX, CSOSG2E, CSSO2G1, MATS
MI	J H Campbell	1710	3	########	1	1	629	180.3	Measured	0.028	Calculated	675.4	Measured	0.105	Calculated	231.8	Measured	0.036	Measured	6439.9	Measured	Coal	Dry bottom wall-fired	Dry Lime FGD	Low NOx Burner Technology w/ Overfire Air	Selective Catalytic Red	Baghouse	Halogenated PAC Sorbent Injection	ARP, CSNOX, CSOSG2E, CSSO2G1, MATS
MI	J H Campbell	1710	3	########	2	1	629	229.4	Measured	0.036	Calculated	675.2	Measured	0.105	Calculated	231.8	Measured	0.036	Measured	6438	Measured	Coal	Dry bottom wall-fired	Dry Lime FGD	Low NOx Burner Technology w/ Overfire Air	Selective Catalytic Red	Baghouse	Halogenated PAC Sorbent Injection	ARP, CSNOX, CSOSG2E, CSSO2G1, MATS
MI	J H Campbell	1710	3	########	3	1	629	265.2	Measured	0.042	Calculated	669.1	Measured	0.105	Calculated	229.7	Measured	0.036	Measured	6379.6	Measured	Coal	Dry bottom wall-fired	Dry Lime FGD	Low NOx Burner Technology w/ Overfire Air	Selective Catalytic Red	Baghouse	Halogenated PAC Sorbent Injection	ARP, CSNOX, CSOSG2E, CSSO2G1, MATS
MI	J H Campbell	1710	3	########	4	1	628	233.6	Measured	0.036	Calculated	671.5	Measured	0.105	Calculated	243.3	Measured	0.038	Measured	6402.8	Measured	Coal	Dry bottom wall-fired	Dry Lime FGD	Low NOx Burner Technology w/ Overfire Air	Selective Catalytic Red	Baghouse	Halogenated PAC Sorbent Injection	ARP, CSNOX, CSOSG2E, CSSO2G1, MATS
MI	J H Campbell	1710	3	########	5	1	629	153.1	Measured	0.024	Calculated	667.8	Measured	0.105	Calculated	229.2	Measured	0.036	Measured	6367.7	Measured	Coal	Dry bottom wall-fired	Dry Lime FGD	Low NOx Burner Technology w/ Overfire Air	Selective Catalytic Red	Baghouse	Halogenated PAC Sorbent Injection	ARP, CSNOX, CSOSG2E, CSSO2G1, MATS
MI	J H Campbell	1710	3	########	6	1	627	167.3	Measured	0.026	Calculated	667.2	Measured	0.105	Calculated	222.7	Measured	0.035	Measured	6361.8	Measured	Coal	Dry bottom wall-fired	Dry Lime FGD	Low NOx Burner Technology w/ Overfire Air	Selective Catalytic Red	Baghouse	Halogenated PAC Sorbent Injection	ARP, CSNOX, CSOSG2E, CSSO2G1, MATS
MI	J H Campbell	1710	3	########	7	1	629	160.6	Measured	0.025	Calculated	675.5	Measured	0.105	Calculated	219	Measured	0.034	Measured	6440.4	Measured	Coal	Dry bottom wall-fired	Dry Lime FGD	Low NOx Burner Technology w/ Overfire Air	Selective Catalytic Red	Baghouse	Halogenated PAC Sorbent Injection	ARP, CSNOX, CSOSG2E, CSSO2G1, MATS
MI	J H Campbell	1710	3	########	8	1	630	190.7	Measured	0.03	Calculated	673.5	Measured	0.105	Calculated	250.5	Measured	0.039	Measured	6421.8	Measured	Coal	Dry bottom wall-fired	Dry Lime FGD	Low NOx Burner Technology w/ Overfire Air	Selective Catalytic Red	Baghouse	Halogenated PAC Sorbent Injection	ARP, CSNOX, CSOSG2E, CSSO2G1, MATS
MI	J H Campbell	1710	3	########	9	1	628	169.7	Measured	0.027	Calculated	669.5	Measured	0.105	Calculated	274.5	Measured	0.043	Measured	6383.9	Measured	Coal	Dry bottom wall-fired	Dry Lime FGD	Low NOx Burner Technology w/ Overfire Air	Selective Catalytic Red	Baghouse	Halogenated PAC Sorbent Injection	ARP, CSNOX, CSOSG2E, CSSO2G1, MATS
MI	J H Campbell	1710	3	########	10	1	630	241.1	Measured	0.037	Calculated	678.4	Measured	0.105	Calculated	291.1	Measured	0.045	Measured	6468.2	Measured	Coal	Dry bottom wall-fired	Dry Lime FGD	Low NOx Burner Technology w/ Overfire Air	Selective Catalytic Red	Baghouse	Halogenated PAC Sorbent Injection	ARP, CSNOX, CSOSG2E, CSSO2G1, MATS
MI	J H Campbell	1710	3	########	11	1	629	225.5	Measured	0.035	Calculated	680.7	Measured	0.105	Calculated	298.5	Measured	0.046	Measured	6489.9	Measured	Coal	Dry bottom wall-fired	Dry Lime FGD	Low NOx Burner Technology w/ Overfire Air	Selective Catalytic Red	Baghouse	Halogenated PAC Sorbent Injection	ARP, CSNOX, CSOSG2E, CSSO2G1, MATS
MI	J H Campbell	1710	3	########	12	1	630	191.9	Measured	0.029	Calculated	684	Measured	0.105	Calculated	300	Measured	0.046	Measured	6521.9	Measured	Coal	Dry bottom wall-fired	Dry Lime FGD	Low NOx Burner Technology w/ Overfire Air	Selective Catalytic Red	Baghouse	Halogenated PAC Sorbent Injection	ARP, CSNOX, CSOSG2E, CSSO2G1, MATS
MI	J H Campbell	1710	3	########	13	1	630	151.7	Measured	0.023	Calculated	683.9	Measured	0.105	Calculated	306.5	Measured	0.047	Measured	6521.1	Measured	Coal	Dry bottom wall-fired	Dry Lime FGD	Low NOx Burner Technology w/ Overfire Air	Selective Catalytic Red	Baghouse	Halogenated PAC Sorbent Injection	ARP, CSNOX, CSOSG2E, CSSO2G1, MATS
MI	J H Campbell	1710	3	########	14	1	630	179.2	Measured	0.027	Calculated	684.4	Measured	0.105	Calculated	306.7	Measured	0.047	Measured	6525.4	Measured	Coal	Dry bottom wall-fired	Dry Lime FGD	Low NOx Burner Technology w/ Overfire Air	Selective Catalytic Red	Baghouse	Halogenated PAC Sorbent Injection	ARP, CSNOX, CSOSG2E, CSSO2G1, MATS
MI	J H Campbell	1710	3	########	15	1	629	214.9	Measured	0.033	Calculated	681.6	Measured	0.105	Calculated	318.4	Measured	0.049	Measured	6498.5	Measured	Coal	Dry bottom wall-fired	Dry Lime FGD	Low NOx Burner Technology w/ Overfire Air	Selective Catalytic Red	Baghouse	Halogenated PAC Sorbent Injection	ARP, CSNOX, CSOSG2E, CSSO2G1, MATS
MI	J H Campbell	1710	3	########	16	1	629	198.7	Measured	0.031	Calculated	682.2	Measured	0.105	Calculated	292.7	Measured	0.045	Measured	6504.8	Measured	Coal	Dry bottom wall-fired	Dry Lime FGD	Low NOx Burner Technology w/ Overfire Air	Selective Catalytic Red	Baghouse	Halogenated PAC Sorbent Injection	ARP, CSNOX, CSOSG2E, CSSO2G1, MATS
MI	J H Campbell	1710	3	########	17	1	630	186.6	Measured	0.029	Calculated	684.8	Measured	0.105	Calculated	333	Measured	0.051	Measured	6529.1	Measured	Coal	Dry bottom wall-fired	Dry Lime FGD	Low NOx Burner Technology w/ Overfire Air	Selective Catalytic Red	Baghouse	Halogenated PAC Sorbent Injection	ARP, CSNOX, CSOSG2E, CSSO2G1, MATS
MI	J H Campbell	1710	3	########	18	1	630	180.2	Measured	0.027	Calculated	687.4	Measured	0.105	Calculated	321.1	Measured	0.049	Measured	6553.8	Measured	Coal	Dry bottom wall-fired	Dry Lime FGD	Low NOx Burner Technology w/ Overfire Air	Selective Catalytic Red	Baghouse	Halogenated PAC Sorbent Injection	ARP, CSNOX, CSOSG2E, CSSO2G1, MATS
MI	J H Campbell	1710	3	########	19	1	628	175.7	Measured	0.027	Calculated	684	Measured	0.105	Calculated	300	Measured	0.046	Measured	6521.6	Measured	Coal	Dry bottom wall-fired	Dry Lime FGD	Low NOx Burner Technology w/ Overfire Air	Selective Catalytic Red	Baghouse	Halogenated PAC Sorbent Injection	ARP, CSNOX, CSOSG2E, CSSO2G1, MATS
MI	J H Campbell	1710	3	########	20	1	631	193.8	Measured	0.029	Calculated	690.6	Measured	0.105	Calculated	302.9	Measured	0.046	Measured	6584.5	Measured	Coal	Dry bottom wall-fired	Dry Lime FGD	Low NOx Burner Technology w/ Overfire Air	Selective Catalytic Red	Baghouse	Halogenated PAC Sorbent Injection	ARP, CSNOX, CSOSG2E, CSSO2G1, MATS
MI	J H Campbell	1710	3	########	21	1	630	197.1	Measured	0.03	Calculated	689.3	Measured	0.105	Calculated	322.1	Measured	0.049	Measured	6572.5	Measured	Coal	Dry bottom wall-fired	Dry Lime FGD	Low NOx Burner Technology w/ Overfire Air	Selective Catalytic Red	Baghouse	Halogenated PAC Sorbent Injection	ARP, CSNOX, CSOSG2E, CSSO2G1, MATS
MI	J H Campbell	1710	3	########	22	1	631	206.6	Measured	0.031	Calculated	690.5	Measured	0.105	Calculated	309.4	Measured	0.047	Measured	6583.6	Measured	Coal	Dry bottom wall-fired	Dry Lime FGD	Low NOx Burner Technology w/ Overfire Air	Selective Catalytic Red	Baghouse	Halogenated PAC Sorbent Injection	ARP, CSNOX, CSOSG2E, CSSO2G1, MATS
MI	J H Campbell	1710	3	########	23	1	630	206.4	Measured	0.031	Calculated	690	Measured	0.105	Calculated	335.5	Measured	0.051	Measured	6578.6	Measured	Coal	Dry bottom wall-fired	Dry Lime FGD	Low NOx Burner Technology w/ Overfire Air	Selective Catalytic Red	Baghouse	Halogenated PAC Sorbent Injection	ARP, CSNOX, CSOSG2E, CSSO2G1, MATS
MI	J H Campbell	1710	3	########	0	1	629	210	Measured	0.032	Calculated	683.9	Measured	0.105	Calculated	300	Measured	0.046	Measured	6520.9	Measured	Coal	Dry bottom wall-fired	Dry Lime FGD	Low NOx Burner Technology w/ Overfire Air	Selective Catalytic Red	Baghouse	Halogenated PAC Sorbent Injection	ARP, CSNOX, CSOSG2E, CSSO2G1, MATS
MI	J H Campbell	1710	3	########	1	1	629	188.3	Measured	0.028	Calculated	696.9	Measured	0.105	Calculated	305.7	Measured	0.046	Measured	6644.6	Measured	Coal	Dry bottom wall-fired	Dry Lime FGD	Low NOx Burner Technology w/ Overfire Air	Selective Catalytic Red	Baghouse	Halogenated PAC Sorbent Injection	ARP, CSNOX, CSOSG2E, CSSO2G1, MATS
MI	J H Campbell	1710	3	########	2	1	630	179.3	Measured	0.027	Calculated	690.2	Measured	0.105	Calculated	322.5	Measured	0.049	Measured	6581.1	Measured	Coal	Dry bottom wall-fired	Dry Lime FGD	Low NOx Burner Technology w/ Overfire Air	Selective Catalytic Red	Baghouse	Halogenated PAC Sorbent Injection	ARP, CSNOX, CSOSG2E, CSSO2G1, MATS
MI	J H Campbell	1710	3	########	3	1	629	199.4	Measured	0.03	Calculated	690.8	Measured	0.105	Calculated	296.4	Measured	0.045	Measured	6586.9	Measured	Coal	Dry bottom wall-fired	Dry Lime FGD	Low NOx Burner Technology w/ Overfire Air	Selective Catalytic Red	Baghouse	Halogenated PAC Sorbent Injection	ARP, CSNOX, CSOSG2E, CSSO2G1, MATS
MI	J H Campbell	1710	3	########	4	1	629	204.3	Measured	0.031	Calculated	682.9	Measured	0.105	Calculated	286.5	Measured	0.044	Measured	6511	Measured	Coal	Dry bottom wall-fired	Dry Lime FGD	Low NOx Burner Technology w/ Overfire Air	Selective Catalytic Red	Baghouse	Halogenated PAC Sorbent Injection	ARP, CSNOX, CSOSG2E, CSSO2G1, MATS
MI	J H Campbell	1710	3	########	5	1	629	199.4	Measured	0.031	Calculated	684.7	Measured	0.105	Calculated	280.7	Measured	0.043	Measured	6528.4	Measured	Coal	Dry bottom wall-fired	Dry Lime FGD	Low NOx Burner Technology w/ Overfire Air	Selective Catalytic Red	Baghouse	Halogenated PAC Sorbent Injection	ARP, CSNOX, CSOSG2E, CSSO2G1, MATS
MI	J H Campbell	1710	3	########	6	1	629	184	Measured	0.028	Calculated	687.5	Measured	0.105	Calculated	295	Measured	0.045	Measured	6554.7	Measured	Coal	Dry bottom wall-fired	Dry Lime FGD	Low NOx Burner Technology w/ Overfire Air	Selective Catalytic Red	Baghouse	Halogenated PAC Sorbent Injection	ARP, CSNOX, CSOSG2E, CSSO2G1, MATS
MI	J H Campbell	1710	3	########	7	1	631	181.1	Measured	0.028	Calculated	683.6	Measured	0.105	Calculated	293.3	Measured	0.045	Measured	6517.7	Measured	Coal	Dry bottom wall-fired	Dry Lime FGD	Low NOx Burner Technology w/ Overfire Air	Selective Catalytic Red	Baghouse	Halogenated PAC Sorbent Injection	ARP, CSNOX, CSOSG2E, CSSO2G1, MATS
MI	J H Campbell	1710	3	########	8	1	631	193.5	Measured	0.029	Calculated	688.9	Measured	0.105	Calculated	302.2	Measured	0.046	Measured	6568.7	Measured	Coal	Dry bottom wall-fired	Dry Lime FGD	Low NOx Burner Technology w/ Overfire Air	Selective Catalytic Red	Baghouse	Halogenated PAC Sorbent Injection	ARP, CSNOX, CSOSG2E, CSSO2G1, MATS
MI	J H Campbell	1710	3	########	9	1	630	200	Measured	0.031	Calculated	686.9	Measured	0.105	Calculated	288.2	Measured	0.044	Measured	6549.5	Measured	Coal	Dry bottom wall-fired	Dry Lime FGD	Low NOx Burner Technology w/ Overfire Air	Selective Catalytic Red	Baghouse	Halogenated PAC Sorbent Injection	ARP, CSNOX, CSOSG2E, CSSO2G1, MATS
MI	J H Campbell	1710	3	########	10	1	629	207.1	Measured	0.031	Calculated	692.4	Measured	0.105	Calculated	297.1	Measured	0.045	Measured	6601.5	Measured	Coal	Dry bottom wall-fired	Dry Lime FGD	Low NOx Burner Technology w/ Overfire Air	Selective Catalytic Red	Baghouse	Halogenated PAC Sorbent Injection	ARP, CSNOX, CSOSG2E, CSSO2G1, MATS
MI	J H Campbell	1710	3	########	11	1	630	202.8	Measured	0.031	Calculated	696.4	Measured	0.105	Calculated	285.5	Measured	0.043	Measured	6640.4	Measured	Coal	Dry bottom wall-fired	Dry Lime FGD	Low NOx Burner Technology w/ Overfire Air	Selective Catalytic Red	Baghouse	Halogenated PAC Sorbent Injection	ARP, CSNOX, CSOSG2E, CSSO2G1, MATS
MI	J H Campbell	1710	3	########	12	1	631	224.4	Measured	0.034	Calculated	701.6	Measured	0.105	Calculated	194	Measured	0.029	Measured	6689.9	Measured	Coal	Dry bottom wall-fired	Dry Lime FGD	Low NOx Burner Technology w/ Overfire Air	Selective Catalytic Red	Baghouse	Halogenated PAC Sorbent Injection	ARP, CSNOX, CSOSG2E, CSSO2G1, MATS
MI	J H Campbell	1710	3	########	13	1	628	224.2	Measured	0.034	Calculated	700.4	Measured	0.105	Calculated	193.7	Measured	0.029	Measured	6677.9	Measured	Coal	Dry bottom wall-fired	Dry Lime FGD	Low NOx Burner Technology w/ Overfire Air	Selective Catalytic Red	Baghouse	Halogenated PAC Sorbent Injection	ARP, CSNOX, CSOSG2E, CSSO2G1, MATS
MI	J H Campbell	1710	3	########	14	1	630	232.7	Measured	0.034	Calculated	709.5	Measured	0.105	Calculated	196.2	Measured	0.029	Measured	6764.7	Measured	Coal	Dry bottom wall-fired	Dry Lime FGD	Low NOx Burner Technology w/ Overfire Air	Selective Catalytic Red	Baghouse	Halogenated PAC Sorbent Injection	ARP, CSNOX, CSOSG2E, CSSO2G1, MATS
MI	J H Campbell	1710	3	########	15	1	630	252.4	Measured	0.037	Calculated	707.2	Measured	0.105	Calculated	202.3	Measured	0.03	Measured	6743.2	Measured	Coal	Dry bottom wall-fired	Dry Lime FGD	Low NOx Burner Technology w/ Overfire Air	Selective Catalytic Red	Baghouse	Halogenated PAC Sorbent Injection	ARP, CSNOX, CSOSG2E, CSSO2G1, MATS
MI	J H Campbell	1710	3	########	16	1	630	248.2	Measured	0.037	Calculated	706	Measured	0.105	Calculated	201.9	Measured	0.03	Measured	6731.2	Measured	Coal	Dry bottom wall-fired	Dry Lime FGD	Low NOx Burner Technology w/ Overfire Air	Selective Catalytic Red	Baghouse	Halogenated PAC Sorbent Injection	ARP, CSNOX, CSOSG2E, CSSO2G1, MATS
MI	J H Campbell	1710	3	########	17	1	629	226.9	Measured	0.034	Calculated	697.5	Measured	0.105	Calculated	199.5	Measured	0.03	Measured	6650.8	Measured	Coal	Dry bottom wall-fired	Dry Lime FGD	Low NOx Burner Technology w/ Overfire Air	Selective Catalytic Red	Baghouse	Halogenated PAC Sorbent Injection	ARP, CSNOX, CSOSG2E, CSSO2G1, MATS
MI	J H Campbell	1710	3	########	18	1	629	220.8	Measured	0.033	Calculated	695.6	Measured	0.105	Calculated	192.3	Measured	0.029	Measured	6632.7	Measured	Coal	Dry bottom wall-fired	Dry Lime FGD	Low NOx Burner Technology w/ Overfire Air	Selective Catalytic Red	Baghouse	Halogenated PAC Sorbent Injection	ARP, CSNOX, CSOSG2E, CSSO2G1, MATS
MI	J H Campbell	1710	3	########	19	1	630	191	Measured	0.029	Calculated	693.5	Measured	0.105	Calculated	198.4	Measured	0.03	Measured	6612.6	Measured	Coal	Dry bottom wall-fired	Dry Lime FGD	Low NOx Burner Technology w/ Overfire Air	Selective Catalytic Red	Baghouse	Halogenated PAC Sorbent Injection	ARP, CSNOX, CSOSG2E, CSSO2G1, MATS
MI	J H Campbell	1710	3	########	20	1	629	189.4	Measured	0.029	Calculated	694.5	Measured	0.105	Calculated	192	Measured	0.029	Measured	6621.4	Measured	Coal	Dry bottom wall-fired	Dry Lime FGD	Low NOx Burner Technology w/ Overfire Air	Selective Catalytic Red	Baghouse	Halogenated PAC Sorbent Injection	ARP, CSNOX, CSOSG2E, CSSO2G1, MATS
MI	J H Campbell	1710	3	########	21	1	630	172.1	Measured	0.026	Calculated	691.5	Measured	0.105	Calculated	191.2	Measured	0.029	Measured	6592.9	Measured	Coal	Dry bottom wall-fired	Dry Lime FGD	Low NOx Burner Technology w/ Overfire Air	Selective Catalytic Red	Baghouse	Halogenated PAC Sorbent Injection	ARP, CSNOX, CSOSG2E, CSSO2G1, MATS
MI	J H Campbell	1710	3	########	22	1	630	220.6	Measured	0.033	Calculated	694.5	Measured	0.105	Calculated	185.4	Measured	0.028	Measured	6621.7	Measured	Coal	Dry bottom wall-fired	Dry Lime FGD	Low NOx Burner Technology w/ Overfire Air	Selective Catalytic Red	Baghouse	Halogenated PAC Sorbent Injection	ARP, CSNOX, CSOSG2E, CSSO2G1, MATS
MI	J H Campbell	1710	3	########	23	1	629	230.9	Meas

MI	J H Campbell	1710	3	########	22	1	630	215.7	Measured	0.032	Calculated	714.8	Measured	0.105	Calculated	361.2	Measured	0.053	Measured	6815.6	Measured	Coal	Dry bottom wall-fired	Dry Lime FGD	Low NOx Burner Technology w/ Overfire Air	Selective Catalytic Red	Baghouse	Halogenated PAC Sorbent Injection	ARP, CSNOX, CSOSG2E, CSSO2G1, MATS
MI	J H Campbell	1710	3	########	23	1	631	244.2	Measured	0.036	Calculated	716	Measured	0.105	Calculated	225.3	Measured	0.033	Measured	6827.3	Measured	Coal	Dry bottom wall-fired	Dry Lime FGD	Low NOx Burner Technology w/ Overfire Air	Selective Catalytic Red	Baghouse	Halogenated PAC Sorbent Injection	ARP, CSNOX, CSOSG2E, CSSO2G1, MATS
MI	J H Campbell	1710	3	########	0	1	631	231.2	Measured	0.035	Calculated	697.1	Measured	0.105	Calculated	226	Measured	0.034	Measured	6646.6	Measured	Coal	Dry bottom wall-fired	Dry Lime FGD	Low NOx Burner Technology w/ Overfire Air	Selective Catalytic Red	Baghouse	Halogenated PAC Sorbent Injection	ARP, CSNOX, CSOSG2E, CSSO2G1, MATS
MI	J H Campbell	1710	3	########	1	1	632	198.7	Measured	0.03	Calculated	695	Measured	0.105	Calculated	218.7	Measured	0.033	Measured	6627.1	Measured	Coal	Dry bottom wall-fired	Dry Lime FGD	Low NOx Burner Technology w/ Overfire Air	Selective Catalytic Red	Baghouse	Halogenated PAC Sorbent Injection	ARP, CSNOX, CSOSG2E, CSSO2G1, MATS
MI	J H Campbell	1710	3	########	2	1	628	748.9	Measured	0.115	Calculated	684	Measured	0.105	Calculated	202.2	Measured	0.031	Measured	6522	Measured	Coal	Dry bottom wall-fired	Dry Lime FGD	Low NOx Burner Technology w/ Overfire Air	Selective Catalytic Red	Baghouse	Halogenated PAC Sorbent Injection	ARP, CSNOX, CSOSG2E, CSSO2G1, MATS
MI	J H Campbell	1710	3	########	3	1	629	961	Measured	0.147	Calculated	684.1	Measured	0.105	Calculated	208.7	Measured	0.032	Measured	6522.3	Measured	Coal	Dry bottom wall-fired	Dry Lime FGD	Low NOx Burner Technology w/ Overfire Air	Selective Catalytic Red	Baghouse	Halogenated PAC Sorbent Injection	ARP, CSNOX, CSOSG2E, CSSO2G1, MATS
MI	J H Campbell	1710	3	########	4	1	629	967	Measured	0.148	Calculated	687	Measured	0.105	Calculated	216.2	Measured	0.033	Measured	6550.4	Measured	Coal	Dry bottom wall-fired	Dry Lime FGD	Low NOx Burner Technology w/ Overfire Air	Selective Catalytic Red	Baghouse	Halogenated PAC Sorbent Injection	ARP, CSNOX, CSOSG2E, CSSO2G1, MATS
MI	J H Campbell	1710	3	########	5	1	630	989.4	Measured	0.151	Calculated	685.8	Measured	0.105	Calculated	215.8	Measured	0.033	Measured	6539.2	Measured	Coal	Dry bottom wall-fired	Dry Lime FGD	Low NOx Burner Technology w/ Overfire Air	Selective Catalytic Red	Baghouse	Halogenated PAC Sorbent Injection	ARP, CSNOX, CSOSG2E, CSSO2G1, MATS
MI	J H Campbell	1710	3	########	6	1	627	1033.5	Measured	0.159	Calculated	680.7	Measured	0.105	Calculated	220.7	Measured	0.034	Measured	6490.6	Measured	Coal	Dry bottom wall-fired	Dry Lime FGD	Low NOx Burner Technology w/ Overfire Air	Selective Catalytic Red	Baghouse	Halogenated PAC Sorbent Injection	ARP, CSNOX, CSOSG2E, CSSO2G1, MATS
MI	J H Campbell	1710	3	########	7	1	628	1085.4	Measured	0.164	Calculated	692	Measured	0.105	Calculated	211.2	Measured	0.032	Measured	6598.5	Measured	Coal	Dry bottom wall-fired	Dry Lime FGD	Low NOx Burner Technology w/ Overfire Air	Selective Catalytic Red	Baghouse	Halogenated PAC Sorbent Injection	ARP, CSNOX, CSOSG2E, CSSO2G1, MATS
MI	J H Campbell	1710	3	########	8	1	631	1046.5	Measured	0.163	Calculated	675.4	Measured	0.105	Calculated	270.5	Measured	0.042	Measured	6439.4	Measured	Coal	Dry bottom wall-fired	Dry Lime FGD	Low NOx Burner Technology w/ Overfire Air	Selective Catalytic Red	Baghouse	Halogenated PAC Sorbent Injection	ARP, CSNOX, CSOSG2E, CSSO2G1, MATS
MI	J H Campbell	1710	3	########	9	1	631	843.8	Measured	0.137	Calculated	643.9	Measured	0.105	Calculated	214.9	Measured	0.035	Measured	6139.1	Measured	Coal	Dry bottom wall-fired	Dry Lime FGD	Low NOx Burner Technology w/ Overfire Air	Selective Catalytic Red	Baghouse	Halogenated PAC Sorbent Injection	ARP, CSNOX, CSOSG2E, CSSO2G1, MATS
MI	J H Campbell	1710	3	########	10	1	630	897.5	Measured	0.146	Calculated	646.2	Measured	0.105	Calculated	197.2	Measured	0.032	Measured	6161	Measured	Coal	Dry bottom wall-fired	Dry Lime FGD	Low NOx Burner Technology w/ Overfire Air	Selective Catalytic Red	Baghouse	Halogenated PAC Sorbent Injection	ARP, CSNOX, CSOSG2E, CSSO2G1, MATS
MI	J H Campbell	1710	3	########	11	1	628	295.3	Measured	0.048	Calculated	643.7	Measured	0.105	Calculated	178	Measured	0.029	Measured	6137.6	Measured	Coal	Dry bottom wall-fired	Dry Lime FGD	Low NOx Burner Technology w/ Overfire Air	Selective Catalytic Red	Baghouse	Halogenated PAC Sorbent Injection	ARP, CSNOX, CSOSG2E, CSSO2G1, MATS
MI	J H Campbell	1710	3	########	12	1	629	141	Measured	0.023	Calculated	647.5	Measured	0.105	Calculated	172.9	Measured	0.028	Measured	6174	Measured	Coal	Dry bottom wall-fired	Dry Lime FGD	Low NOx Burner Technology w/ Overfire Air	Selective Catalytic Red	Baghouse	Halogenated PAC Sorbent Injection	ARP, CSNOX, CSOSG2E, CSSO2G1, MATS
MI	J H Campbell	1710	3	########	13	1	630	164.3	Measured	0.027	Calculated	649.1	Measured	0.105	Calculated	179.5	Measured	0.029	Measured	6189.2	Measured	Coal	Dry bottom wall-fired	Dry Lime FGD	Low NOx Burner Technology w/ Overfire Air	Selective Catalytic Red	Baghouse	Halogenated PAC Sorbent Injection	ARP, CSNOX, CSOSG2E, CSSO2G1, MATS
MI	J H Campbell	1710	3	########	14	1	629	214.9	Measured	0.035	Calculated	645.6	Measured	0.105	Calculated	190.8	Measured	0.031	Measured	6155.9	Measured	Coal	Dry bottom wall-fired	Dry Lime FGD	Low NOx Burner Technology w/ Overfire Air	Selective Catalytic Red	Baghouse	Halogenated PAC Sorbent Injection	ARP, CSNOX, CSOSG2E, CSSO2G1, MATS
MI	J H Campbell	1710	3	########	15	1	630	230.4	Measured	0.037	Calculated	646.8	Measured	0.105	Calculated	215.8	Measured	0.035	Measured	6166.7	Measured	Coal	Dry bottom wall-fired	Dry Lime FGD	Low NOx Burner Technology w/ Overfire Air	Selective Catalytic Red	Baghouse	Halogenated PAC Sorbent Injection	ARP, CSNOX, CSOSG2E, CSSO2G1, MATS
MI	J H Campbell	1710	3	########	16	1	630	201.5	Measured	0.033	Calculated	648	Measured	0.105	Calculated	210.1	Measured	0.034	Measured	6178.3	Measured	Coal	Dry bottom wall-fired	Dry Lime FGD	Low NOx Burner Technology w/ Overfire Air	Selective Catalytic Red	Baghouse	Halogenated PAC Sorbent Injection	ARP, CSNOX, CSOSG2E, CSSO2G1, MATS
MI	J H Campbell	1710	3	########	17	1	628	200.8	Measured	0.033	Calculated	645.7	Measured	0.105	Calculated	197	Measured	0.032	Measured	6156.2	Measured	Coal	Dry bottom wall-fired	Dry Lime FGD	Low NOx Burner Technology w/ Overfire Air	Selective Catalytic Red	Baghouse	Halogenated PAC Sorbent Injection	ARP, CSNOX, CSOSG2E, CSSO2G1, MATS
MI	J H Campbell	1710	3	########	18	1	629	217.8	Measured	0.035	Calculated	647.2	Measured	0.105	Calculated	197.5	Measured	0.032	Measured	6171	Measured	Coal	Dry bottom wall-fired	Dry Lime FGD	Low NOx Burner Technology w/ Overfire Air	Selective Catalytic Red	Baghouse	Halogenated PAC Sorbent Injection	ARP, CSNOX, CSOSG2E, CSSO2G1, MATS
MI	J H Campbell	1710	3	########	19	1	630	219.7	Measured	0.035	Calculated	653.7	Measured	0.105	Calculated	205.7	Measured	0.033	Measured	6232.8	Measured	Coal	Dry bottom wall-fired	Dry Lime FGD	Low NOx Burner Technology w/ Overfire Air	Selective Catalytic Red	Baghouse	Halogenated PAC Sorbent Injection	ARP, CSNOX, CSOSG2E, CSSO2G1, MATS
MI	J H Campbell	1710	3	########	20	1	631	229.1	Measured	0.037	Calculated	654.4	Measured	0.105	Calculated	218.4	Measured	0.035	Measured	6239.4	Measured	Coal	Dry bottom wall-fired	Dry Lime FGD	Low NOx Burner Technology w/ Overfire Air	Selective Catalytic Red	Baghouse	Halogenated PAC Sorbent Injection	ARP, CSNOX, CSOSG2E, CSSO2G1, MATS
MI	J H Campbell	1710	3	########	21	1	630	225.3	Measured	0.036	Calculated	654.2	Measured	0.105	Calculated	205.9	Measured	0.033	Measured	6238	Measured	Coal	Dry bottom wall-fired	Dry Lime FGD	Low NOx Burner Technology w/ Overfire Air	Selective Catalytic Red	Baghouse	Halogenated PAC Sorbent Injection	ARP, CSNOX, CSOSG2E, CSSO2G1, MATS
MI	J H Campbell	1710	3	########	22	1	629	230	Measured	0.037	Calculated	652	Measured	0.105	Calculated	205.1	Measured	0.033	Measured	6216.4	Measured	Coal	Dry bottom wall-fired	Dry Lime FGD	Low NOx Burner Technology w/ Overfire Air	Selective Catalytic Red	Baghouse	Halogenated PAC Sorbent Injection	ARP, CSNOX, CSOSG2E, CSSO2G1, MATS
MI	J H Campbell	1710	3	########	23	1	630	254.7	Measured	0.041	Calculated	654.3	Measured	0.105	Calculated	193.4	Measured	0.031	Measured	6238.1	Measured	Coal	Dry bottom wall-fired	Dry Lime FGD	Low NOx Burner Technology w/ Overfire Air	Selective Catalytic Red	Baghouse	Halogenated PAC Sorbent Injection	ARP, CSNOX, CSOSG2E, CSSO2G1, MATS
MI	J H Campbell	1710	3	########	0	1	629	225.2	Measured	0.036	Calculated	653.8	Measured	0.105	Calculated	193.3	Measured	0.031	Measured	6234.1	Measured	Coal	Dry bottom wall-fired	Dry Lime FGD	Low NOx Burner Technology w/ Overfire Air	Selective Catalytic Red	Baghouse	Halogenated PAC Sorbent Injection	ARP, CSNOX, CSOSG2E, CSSO2G1, MATS
MI	J H Campbell	1710	3	########	1	1	631	278.4	Measured	0.045	Calculated	654.2	Measured	0.105	Calculated	199.6	Measured	0.032	Measured	6237.5	Measured	Coal	Dry bottom wall-fired	Dry Lime FGD	Low NOx Burner Technology w/ Overfire Air	Selective Catalytic Red	Baghouse	Halogenated PAC Sorbent Injection	ARP, CSNOX, CSOSG2E, CSSO2G1, MATS
MI	J H Campbell	1710	3	########	2	1	629	417.3	Measured	0.067	Calculated	657	Measured	0.105	Calculated	194.2	Measured	0.031	Measured	6264.2	Measured	Coal	Dry bottom wall-fired	Dry Lime FGD	Low NOx Burner Technology w/ Overfire Air	Selective Catalytic Red	Baghouse	Halogenated PAC Sorbent Injection	ARP, CSNOX, CSOSG2E, CSSO2G1, MATS
MI	J H Campbell	1710	3	########	3	1	630	722.3	Measured	0.116	Calculated	652.6	Measured	0.105	Calculated	192.9	Measured	0.031	Measured	6222.8	Measured	Coal	Dry bottom wall-fired	Dry Lime FGD	Low NOx Burner Technology w/ Overfire Air	Selective Catalytic Red	Baghouse	Halogenated PAC Sorbent Injection	ARP, CSNOX, CSOSG2E, CSSO2G1, MATS
MI	J H Campbell	1710	3	########	4	1	628	752.4	Measured	0.121	Calculated	653.6	Measured	0.105	Calculated	199.4	Measured	0.032	Measured	6231.4	Measured	Coal	Dry bottom wall-fired	Dry Lime FGD	Low NOx Burner Technology w/ Overfire Air	Selective Catalytic Red	Baghouse	Halogenated PAC Sorbent Injection	ARP, CSNOX, CSOSG2E, CSSO2G1, MATS
MI	J H Campbell	1710	3	########	5	1	629	770.4	Measured	0.124	Calculated	652.1	Measured	0.105	Calculated	205.2	Measured	0.033	Measured	6217.3	Measured	Coal	Dry bottom wall-fired	Dry Lime FGD	Low NOx Burner Technology w/ Overfire Air	Selective Catalytic Red	Baghouse	Halogenated PAC Sorbent Injection	ARP, CSNOX, CSOSG2E, CSSO2G1, MATS
MI	J H Campbell	1710	3	########	6	1	628	1056	Measured	0.173	Calculated	641.6	Measured	0.105	Calculated	220.2	Measured	0.036	Measured	6117.9	Measured	Coal	Dry bottom wall-fired	Dry Lime FGD	Low NOx Burner Technology w/ Overfire Air	Selective Catalytic Red	Baghouse	Halogenated PAC Sorbent Injection	ARP, CSNOX, CSOSG2E, CSSO2G1, MATS
MI	J H Campbell	1710	3	########	7	1	629	1040	Measured	0.17	Calculated	640.5	Measured	0.105	Calculated	213.7	Measured	0.035	Measured	6106.8	Measured	Coal	Dry bottom wall-fired	Dry Lime FGD	Low NOx Burner Technology w/ Overfire Air	Selective Catalytic Red	Baghouse	Halogenated PAC Sorbent Injection	ARP, CSNOX, CSOSG2E, CSSO2G1, MATS
MI	J H Campbell	1710	3	########	8	1	629	996.8	Measured	0.163	Calculated	643.3	Measured	0.105	Calculated	214.7	Measured	0.035	Measured	6133.7	Measured	Coal	Dry bottom wall-fired	Dry Lime FGD	Low NOx Burner Technology w/ Overfire Air	Selective Catalytic Red	Baghouse	Halogenated PAC Sorbent Injection	ARP, CSNOX, CSOSG2E, CSSO2G1, MATS
MI	J H Campbell	1710	3	########	9	1	629	976.5	Measured	0.159	Calculated	645	Measured	0.105	Calculated	215.3	Measured	0.035	Measured	6150.1	Measured	Coal	Dry bottom wall-fired	Dry Lime FGD	Low NOx Burner Technology w/ Overfire Air	Selective Catalytic Red	Baghouse	Halogenated PAC Sorbent Injection	ARP, CSNOX, CSOSG2E, CSSO2G1, MATS
MI	J H Campbell	1710	3	########	10	1	630	968.8	Measured	0.153	Calculated	664.1	Measured	0.105	Calculated	215.3	Measured	0.034	Measured	6332	Measured	Coal	Dry bottom wall-fired	Dry Lime FGD	Low NOx Burner Technology w/ Overfire Air	Selective Catalytic Red	Baghouse	Halogenated PAC Sorbent Injection	ARP, CSNOX, CSOSG2E, CSSO2G1, MATS
MI	J H Campbell	1710	3	########	11	1	629	1002.7	Measured	0.15	Calculated	699.6	Measured	0.105	Calculated	206.8	Measured	0.031	Measured	6670.8	Measured	Coal	Dry bottom wall-fired	Dry Lime FGD	Low NOx Burner Technology w/ Overfire Air	Selective Catalytic Red	Baghouse	Halogenated PAC Sorbent Injection	ARP, CSNOX, CSOSG2E, CSSO2G1, MATS
MI	J H Campbell	1710	3	########	12	1	628	976.3	Measured	0.146	Calculated	701.5	Measured	0.105	Calculated	214	Measured	0.032	Measured	6688.9	Measured	Coal	Dry bottom wall-fired	Dry Lime FGD	Low NOx Burner Technology w/ Overfire Air	Selective Catalytic Red	Baghouse	Halogenated PAC Sorbent Injection	ARP, CSNOX, CSOSG2E, CSSO2G1, MATS
MI	J H Campbell	1710	3	########	13	1	630	990.2	Measured	0.147	Calculated	705	Measured	0.105	Calculated	221.8	Measured	0.033	Measured	6721.8	Measured	Coal	Dry bottom wall-fired	Dry Lime FGD	Low NOx Burner Technology w/ Overfire Air	Selective Catalytic Red	Baghouse	Halogenated PAC Sorbent Injection	ARP, CSNOX, CSOSG2E, CSSO2G1, MATS
MI	J H Campbell	1710	3	########	14	1	629	971.4	Measured	0.144	Calculated	705.8	Measured	0.105	Calculated	215.4	Measured	0.032	Measured	6729.8	Measured	Coal	Dry bottom wall-fired	Dry Lime FGD	Low NOx Burner Technology w/ Overfire Air	Selective Catalytic Red	Baghouse	Halogenated PAC Sorbent Injection	ARP, CSNOX, CSOSG2E, CSSO2G1, MATS
MI	J H Campbell	1710	3	########	15	1	628	991.1	Measured	0.148	Calculated	704.3	Measured	0.105	Calculated	194.8	Measured	0.029	Measured	6715.6	Measured	Coal	Dry bottom wall-fired	Dry Lime FGD	Low NOx Burner Technology w/ Overfire Air	Selective Catalytic Red	Baghouse	Halogenated PAC Sorbent Injection	ARP, CSNOX, CSOSG2E, CSSO2G1, MATS
MI	J H Campbell	1710	3	########	16	1	628	1010.7	Measured	0.149	Calculated	709.1	Measured	0.105	Calculated	209.6	Measured	0.031	Measured	6761.3	Measured	Coal	Dry bottom wall-fired	Dry Lime FGD	Low NOx Burner Technology w/ Overfire Air	Selective Catalytic Red	Baghouse	Halogenated PAC Sorbent Injection	ARP, CSNOX, CSOSG2E, CSSO2G1, MATS
MI	J H Campbell	1710	3	########	17	1	628	987.2	Measured	0.147	Calculated	702.9	Measured	0.105	Calculated	214.5	Measured	0.032	Measured	6701.6	Measured	Coal	Dry bottom wall-fired	Dry Lime FGD	Low NOx Burner Technology w/ Overfire Air	Selective Catalytic Red	Baghouse	Halogenated PAC Sorbent Injection	ARP, CSNOX, CSOSG2E, CSSO2G1, MATS
MI	J H Campbell	1710	3	########	18	1	629	548.7	Measured	0.082	Calculated	701.1	Measured	0.105	Calculated	220.6	Measured	0.033	Measured	6684.8	Measured	Coal	Dry bottom wall-fired	Dry Lime FGD	Low NOx Burner Technology w/ Overfire Air	Selective Catalytic Red	Baghouse	Halogenated PAC Sorbent Injection	ARP, CSNOX, CSOSG2E, CSSO2G1, MATS
MI	J H Campbell	1710	3	########	19	1	630	417.5	Measured	0.062	Calculated	707.4	Measured	0.105	Calculated	222.6	Measured	0.033	Measured	6744.5	Measured	Coal	Dry bottom wall-fired	Dry Lime FGD	Low NOx Burner Technology w/ Overfire Air	Selective Catalytic Red	Baghouse	Halogenated PAC Sorbent Injection	ARP, CSNOX, CSOSG2E, CSSO2G1, MATS
MI	J H Campbell	1710	3	########	20	1	630	289.2	Measured	0.043	Calculated	708.3	Measured	0.105	Calculated	209.4	Measured	0.031	Measured	6753.4	Measured	Coal	Dry bottom wall-fired	Dry Lime FGD	Low NOx Burner Technology w/ Overfire Air	Selective Catalytic Red	Baghouse	Halogenated PAC Sorbent Injection	ARP, CSNOX, CSOSG2E, CSSO2G1, MATS
MI	J H Campbell	1710	3	########	21	1	628	297.1	Measured	0.044	Calculated	705.3	Measured	0.105	Calculated	195	Measured	0.029	Measured	6725	Measured	Coal	Dry bottom wall-fired	Dry Lime FGD	Low NOx Burner Technology w/ Overfire Air	Selective Catalytic Red	Baghouse	Halogenated PAC Sorbent Injection	ARP, CSNOX, CSOSG2E, CSSO2G1, MATS
MI	J H Campbell	1710	3	########	22	1	631	304.4	Measured	0.045	Calculated	713.9	Measured	0.105	Calculated	204.2	Measured	0.03	Measured	6806.8	Measured	Coal	Dry bottom wall-fired	Dry Lime FGD	Low NOx Burner Technology w/ Overfire Air	Selective Catalytic Red	Baghouse	Halogenated PAC Sorbent Injection	ARP, CSNOX, CSOSG2E, CSSO2G1, MATS
MI	J H Campbell	1710	3	########	23	1	629	228.6	Measured	0.034	Calculated	708.2	Measured	0.105	Calculated	195.8	Measured	0.029	Measured	6752.8	Measured	Coal	Dry bottom wall-fired	Dry Lime FGD	Low NOx Burner Technology w/ Overfire Air	Selective Catalytic Red	Baghouse	Halogenated PAC Sorbent Injection	ARP, CSNOX, CSOSG2E, CSSO2G1, MATS
MI	J H Campbell	1710	3	########	0	1	630	195	Measured	0.029	Calculated	701.3	Measured	0.105	Calculated	193.9	Measured	0.029	Measured	6686.7	Measured	Coal	Dry bottom wall-fired	Dry Lime FGD	Low NOx Burner Technology w/ Overfire Air	Selective Catalytic Red	Baghouse	Halogenated PAC Sorbent Injection	ARP, CSNOX, CSOSG2E, CSSO2G1, MATS
MI	J H Campbell	1710	3	########	1	1	628	204	Measured	0.031	Calculated	700.6	Measured	0.105	Calculated	187	Measured	0.028	Measured	6679.9	Measured	Coal	Dry bottom wall-fired	Dry Lime FGD	Low NOx Burner Technology w/ Overfire Air	Selective Catalytic Red	Baghouse	Halogenated PAC Sorbent Injection	ARP, CSNOX, CSOSG2E, CSSO2G1, MATS
MI	J H Campbell	1710	3	########	2	1	629	248	Measured	0.037	Calculated	699.1	Measured	0.105	Calculated	193.3	Measured	0.029	Measured	6665.9	Measured	Coal	Dry bottom wall-fired	Dry Lime FGD	Low NOx Burner Technology w/ Overfire Air	Selective Catalytic Red	Baghouse	Halogenated PAC Sorbent Injection	ARP, CSNOX, CSOSG2E, CSSO2G1, MATS
MI	J H Campbell	1710	3	########	3	1	630	239	Measured	0.036	Calculated	694.3	Measured	0.105	Calculated	192	Measured	0.029	Measured	6620.2	Measured	Coal	Dry bottom wall-fired	Dry Lime FGD	Low NOx Burner Technology w/ Overfire Air	Selective Catalytic Red	Baghouse	Halogenated PAC Sorbent Injection	ARP, CSNOX, CSOSG2E, CSSO2G1, MATS
MI	J H Campbell	1710	3	########	4	1	630	155.4	Measured	0.024	Calculated	682.3	Measured	0.105	Calculated	169.1	Measured	0.026	Measured	6505.5	Measured	Coal	Dry bottom wall-fired	Dry Lime FGD	Low NOx Burner Technology w/ Overfire Air	Selective Catalytic Red	Baghouse	Halogenated PAC Sorbent Injection	ARP, CSNOX, CSOSG2E, CSSO2G1, MATS
MI	J H Campbell	1710	3	########	5	1	628	52.7	Measured	0.008	Calculated	685.9	Measured	0.105	Calculated	170	Measured	0.026	Measured	6540	Measured	Coal	Dry bottom wall-fired	Dry Lime FGD	Low NOx Burner Technology w/ Overfire Air	Selective Catalytic Red	Baghouse	Halogenated PAC Sorbent Injection	ARP, CSNOX, CSOSG2E, CSSO2G1, MATS
MI	J H Campbell	1710	3	########	6	1	628	138.8	Measured	0.021	Calculated	689.6	Measured	0.105	Calculated	164.4	Measured	0.025	Measured	6575.2	Measured	Coal	Dry bottom wall-fired	Dry Lime FGD	Low NOx Burner Technology w/ Overfire Air	Selective Catalytic Red	Baghouse	Halogenated PAC Sorbent Injection	ARP, CSNOX, CSOSG2E, CSSO2G1, MATS
MI	J H Campbell	1710	3	########	7	1	630	159.2	Measured	0.024	Calculated	691.3	Measured	0.105	Calculated	171.4	Measured	0.026	Measured	6591.3	Measured	Coal	Dry bottom wall-fired	Dry Lime FGD	Low NOx Burner Technology w/ Overfire Air	Selective Catalytic Red	Baghouse	Halogenated PAC Sorbent Injection	ARP, CSNOX, CSOSG2E, CSSO2G1, MATS
MI	J H Campbell	1710	3	########	8	1	630	70.2	Measured	0.011	Calculated	698.3	Measured	0.105	Calculated	173.1	Measured	0.026	Measured	6657.8	Measured	Coal	Dry bottom wall-fired	Dry Lime FGD	Low NOx Burner Technology w/ Overfire Air	Selective Catalytic Red	Baghouse	Halogenated PAC Sorbent Injection	ARP, CSNOX, CSOSG2E, CSSO2G1, MATS
MI	J H Campbell	1710	3	########	9	1	628	25.9	Measured	0.004	Calculated	698.6	Measured	0.105	Calculated	166.5	Measured	0.025	Measured	6660.6	Measured	Coal	Dry bottom wall-fired	Dry Lime FGD	Low NOx Burner Technology w/ Overfire Air	Selective Catalytic Red	Baghouse	Halogenated PAC Sorbent Injection	ARP, CSNOX, CSOSG2E, CSSO2G1, MATS
MI	J H Campbell	1710	3	########	10	1	630	18.5	Measured	0.003	Calculated	699.2	Measured	0.105	Calculated	173.3	Measured	0.026	Measured	6666.4	Measured	Coal	Dry bottom wall-fired	Dry Lime FGD	Low NOx Burner Technology w/ Overfire Air	Selective Catalytic Red	Baghouse	Halogenated PAC Sorbent Injection	ARP, CSNOX, CSOSG2E, CSSO2G1, MATS
MI	J H Campbell	1710	3	########	11	1	630	18.5	Measured	0.003	Calculated	703.7	Measured	0.105	Calculated	194.6	Measured	0.029	Measured	6709.2	Measured	Coal	Dry bottom wall-fired	Dry Lime FGD	Low NOx Burner Technology w/ Overfire Air	Selective Catalytic Red	Baghouse	Halogenated PAC Sorbent Injection	ARP, CSNOX, CSOSG2E, CSSO2G1, MATS
MI	J H Campbell	1710	3	########	12	1	629	18.4	Measured	0.003	Calculated	701.2	Measured	0.105	Calculated	193.9	Measured	0.029	Measured	6685.8	Measured	Coal	Dry bottom wall-fired	Dry Lime FGD	Low NOx Burner Technology w/ Overfire Air	Selective Catalytic Red	Baghouse	Halogenated PAC Sorbent Injection	ARP, CSNOX, CSOSG2E, CSSO2G1, MATS
MI	J H Campbell	1710	3	########	13	1	630	18.4	Measured	0.003	Calculated	701	Measured	0.105	Calculated	200.5	Measured	0.03	Measured	6683.9	Measured	Coal	Dry bottom wall-fired	Dry Lime FGD	Low NOx Burner Technology w/ Overfire Air	Selective Catalytic Red	Baghouse	Halogenated PAC Sorbent Injection	ARP, CSNOX, CSOSG2E, CSSO2G1, MATS
MI	J H Campbell	1710	3	########	14	1	628	18.5	Measured	0.003	Calculated	703.9	Measured	0.105	Calculated	201.4	Measured	0.03	Measured	6711.9	Measured	Coal	Dry bottom wall-fired	Dry Lime FGD	Low NOx Burner Technology w/ Overfire Air	Selective Catalytic Red	Baghouse	Halogenated PAC Sorbent Injection	ARP, CSNOX, CSOSG2E, CSSO2G1, MATS
MI	J H Campbell	1710	3	########	15	1	631	43	Measured	0.006	Calculated	712	Measured	0.105	Calculated	210.4	Measured	0.031	Measured	6788.5	Measured	Coal	Dry bottom wall-fired	Dry Lime FGD	Low NOx Burner Technology w/ Overfire Air	Selective Catalytic Red	Baghouse	Halogenated PAC Sorbent Injection	ARP, CSNOX, CSOSG2E, CSSO2G1, MATS
MI	J H Campbell	1710	3	########	16	1	630	71.1	Measured	0.01	Calculated	713.3	Measured	0.105	Calculated	204	Measured	0.03	Measured	6801	Measured	Coal	Dry bottom wall-fired	Dry Lime FGD	Low NOx Burner Technology w/ Overfire Air	Selective Catalytic Red	Baghouse	Halogenated PAC Sorbent Injection	ARP, CSNOX, CSOSG2E, CSSO2G1, MATS
MI	J H Campbell	1710	3	########	17	1	629	85.8	Measured	0.013	Calculated	717.1	Measured	0.105	Calculated	212	Measured	0.031	Measured	6837.4	Measured	Coal	Dry bottom wall-fired	Dry Lime FGD	Low NOx Burner Technology w/ Overfire Air	Selective Catalytic Red	Baghouse	Halogenated PAC Sorbent Injection	ARP, CSNOX, CSOSG2E, CSSO2G1, MATS
MI	J H Campbell	1710	3	########	18	1	628	94	Measured	0.014	Calculated	709.2	Measured	0.105	Calculated	202.8	Measured	0.03	Measured	6761.6	Measured	Coal	Dry bottom wall-fired	Dry Lime FGD	Low NOx Burner Technology w/ Overfire Air	Selective Catalytic Red	Baghouse	Halogenated PAC Sorbent Injection	ARP, CSNOX, CSOSG2E, CSSO2G1, MATS
MI	J H Campbell	1710	3	########	19	1	629	118.2	Measured	0.017	Calculated	710.2	Measured	0.105	Calculated	209.9	Measured	0.031	Measured	6771.8	Measured	Coal	Dry bottom wall-fired	Dry Lime FGD	Low NOx Burner Technology w/ Overfire Air	Selective Catalytic Red	Baghouse	Halogenated PAC Sorbent Injection	ARP, CSNOX, CSOSG2E, CSSO2G1, MATS
MI	J H Campbell	1710	3	########	20	1	629	146.9	Measured	0.022	Calculated	706.1	Measured	0.105	Calculated	195.3	Measured	0.029	Measured	6732.8	Measured	Coal	Dry bottom wall-fired	Dry Lime FGD	Low NOx Burner Technology w/ Overfire Air	Selective Catalytic Red	Baghouse	Halogenated PAC Sorbent Injection	ARP, CSNOX, CSOSG2E, CSSO2G1, MATS
MI	J H Campbell	1710	3	########	21	1	630	124.8	Measured	0.019	Calculated	705.8	Measured	0.105	Calculated	188.4	Measured	0.028	Measured	6729.1	Measured	Coal	Dry bottom wall-fired	Dry Lime FGD	Low NOx Burner Technology w/ Overfire Air	Selective Catalytic Red	Baghouse	Halogenated PAC Sorbent Injection	ARP, CSNOX, CSOSG2E, CSSO2G1, MATS
MI	J H Campbell	1710	3	########	22	1	629	123.9	Measured	0.019	Calculated	701	Measured	0.105	Calculated	193.

MI	J H Campbell	1710	3	########	21	1	629	221.7	Measured	0.033	Calculated	694.7	Measured	0.105	Calculated	265	Measured	0.04	Measured	6623.8	Measured	Coal	Dry bottom wall-fired	Dry Lime FGD	Low NOx Burner Technology w/ Overfire Air	Selective Catalytic Red	Baghouse	Halogenated PAC Sorbent Injection	ARP, CSNOX, CSOSG2E, CSSO2G1, MATS
MI	J H Campbell	1710	3	########	22	1	629	199.6	Measured	0.03	Calculated	691.4	Measured	0.105	Calculated	250.5	Measured	0.038	Measured	6592.4	Measured	Coal	Dry bottom wall-fired	Dry Lime FGD	Low NOx Burner Technology w/ Overfire Air	Selective Catalytic Red	Baghouse	Halogenated PAC Sorbent Injection	ARP, CSNOX, CSOSG2E, CSSO2G1, MATS
MI	J H Campbell	1710	3	########	23	1	628	217.5	Measured	0.033	Calculated	692.5	Measured	0.105	Calculated	257.5	Measured	0.039	Measured	6602.6	Measured	Coal	Dry bottom wall-fired	Dry Lime FGD	Low NOx Burner Technology w/ Overfire Air	Selective Catalytic Red	Baghouse	Halogenated PAC Sorbent Injection	ARP, CSNOX, CSOSG2E, CSSO2G1, MATS
MI	J H Campbell	1710	3	########	0	1	628	222	Measured	0.034	Calculated	690.2	Measured	0.105	Calculated	256.7	Measured	0.039	Measured	6581.1	Measured	Coal	Dry bottom wall-fired	Dry Lime FGD	Low NOx Burner Technology w/ Overfire Air	Selective Catalytic Red	Baghouse	Halogenated PAC Sorbent Injection	ARP, CSNOX, CSOSG2E, CSSO2G1, MATS
MI	J H Campbell	1710	3	########	1	1	631	261.3	Measured	0.04	Calculated	692.5	Measured	0.105	Calculated	264.1	Measured	0.04	Measured	6602.6	Measured	Coal	Dry bottom wall-fired	Dry Lime FGD	Low NOx Burner Technology w/ Overfire Air	Selective Catalytic Red	Baghouse	Halogenated PAC Sorbent Injection	ARP, CSNOX, CSOSG2E, CSSO2G1, MATS
MI	J H Campbell	1710	3	########	2	1	629	184.4	Measured	0.028	Calculated	699.3	Measured	0.105	Calculated	273.4	Measured	0.041	Measured	6667.9	Measured	Coal	Dry bottom wall-fired	Dry Lime FGD	Low NOx Burner Technology w/ Overfire Air	Selective Catalytic Red	Baghouse	Halogenated PAC Sorbent Injection	ARP, CSNOX, CSOSG2E, CSSO2G1, MATS
MI	J H Campbell	1710	3	########	3	1	630	156.1	Measured	0.023	Calculated	698.5	Measured	0.105	Calculated	273.1	Measured	0.041	Measured	6659.9	Measured	Coal	Dry bottom wall-fired	Dry Lime FGD	Low NOx Burner Technology w/ Overfire Air	Selective Catalytic Red	Baghouse	Halogenated PAC Sorbent Injection	ARP, CSNOX, CSOSG2E, CSSO2G1, MATS
MI	J H Campbell	1710	3	########	4	1	629	157.1	Measured	0.024	Calculated	695.3	Measured	0.105	Calculated	271.8	Measured	0.041	Measured	6629.5	Measured	Coal	Dry bottom wall-fired	Dry Lime FGD	Low NOx Burner Technology w/ Overfire Air	Selective Catalytic Red	Baghouse	Halogenated PAC Sorbent Injection	ARP, CSNOX, CSOSG2E, CSSO2G1, MATS
MI	J H Campbell	1710	3	########	5	1	629	148.7	Measured	0.022	Calculated	696.6	Measured	0.105	Calculated	265.7	Measured	0.04	Measured	6642.2	Measured	Coal	Dry bottom wall-fired	Dry Lime FGD	Low NOx Burner Technology w/ Overfire Air	Selective Catalytic Red	Baghouse	Halogenated PAC Sorbent Injection	ARP, CSNOX, CSOSG2E, CSSO2G1, MATS
MI	J H Campbell	1710	3	########	6	1	629	160.9	Measured	0.024	Calculated	696.5	Measured	0.105	Calculated	265.6	Measured	0.04	Measured	6641.2	Measured	Coal	Dry bottom wall-fired	Dry Lime FGD	Low NOx Burner Technology w/ Overfire Air	Selective Catalytic Red	Baghouse	Halogenated PAC Sorbent Injection	ARP, CSNOX, CSOSG2E, CSSO2G1, MATS
MI	J H Campbell	1710	3	########	7	1	630	175.7	Measured	0.027	Calculated	693	Measured	0.105	Calculated	224.7	Measured	0.034	Measured	6607.8	Measured	Coal	Dry bottom wall-fired	Dry Lime FGD	Low NOx Burner Technology w/ Overfire Air	Selective Catalytic Red	Baghouse	Halogenated PAC Sorbent Injection	ARP, CSNOX, CSOSG2E, CSSO2G1, MATS
MI	J H Campbell	1710	3	########	8	1	632	147.3	Measured	0.022	Calculated	698.7	Measured	0.105	Calculated	226.5	Measured	0.034	Measured	6661.6	Measured	Coal	Dry bottom wall-fired	Dry Lime FGD	Low NOx Burner Technology w/ Overfire Air	Selective Catalytic Red	Baghouse	Halogenated PAC Sorbent Injection	ARP, CSNOX, CSOSG2E, CSSO2G1, MATS
MI	J H Campbell	1710	3	########	9	1	631	156.2	Measured	0.023	Calculated	704.9	Measured	0.105	Calculated	221.8	Measured	0.033	Measured	6721.2	Measured	Coal	Dry bottom wall-fired	Dry Lime FGD	Low NOx Burner Technology w/ Overfire Air	Selective Catalytic Red	Baghouse	Halogenated PAC Sorbent Injection	ARP, CSNOX, CSOSG2E, CSSO2G1, MATS
MI	J H Campbell	1710	3	########	10	1	630	180.2	Measured	0.027	Calculated	702.8	Measured	0.105	Calculated	227.8	Measured	0.034	Measured	6700.7	Measured	Coal	Dry bottom wall-fired	Dry Lime FGD	Low NOx Burner Technology w/ Overfire Air	Selective Catalytic Red	Baghouse	Halogenated PAC Sorbent Injection	ARP, CSNOX, CSOSG2E, CSSO2G1, MATS
MI	J H Campbell	1710	3	########	11	1	630	210.1	Measured	0.032	Calculated	697.4	Measured	0.105	Calculated	212.8	Measured	0.032	Measured	6649.8	Measured	Coal	Dry bottom wall-fired	Dry Lime FGD	Low NOx Burner Technology w/ Overfire Air	Selective Catalytic Red	Baghouse	Halogenated PAC Sorbent Injection	ARP, CSNOX, CSOSG2E, CSSO2G1, MATS
MI	J H Campbell	1710	3	########	12	1	629	223.2	Measured	0.034	Calculated	694.6	Measured	0.105	Calculated	198.7	Measured	0.03	Measured	6623.2	Measured	Coal	Dry bottom wall-fired	Dry Lime FGD	Low NOx Burner Technology w/ Overfire Air	Selective Catalytic Red	Baghouse	Halogenated PAC Sorbent Injection	ARP, CSNOX, CSOSG2E, CSSO2G1, MATS
MI	J H Campbell	1710	3	########	13	1	630	193.9	Measured	0.029	Calculated	696	Measured	0.105	Calculated	205.7	Measured	0.031	Measured	6635.7	Measured	Coal	Dry bottom wall-fired	Dry Lime FGD	Low NOx Burner Technology w/ Overfire Air	Selective Catalytic Red	Baghouse	Halogenated PAC Sorbent Injection	ARP, CSNOX, CSOSG2E, CSSO2G1, MATS
MI	J H Campbell	1710	3	########	14	1	630	167.9	Measured	0.025	Calculated	704.1	Measured	0.105	Calculated	188	Measured	0.028	Measured	6713.1	Measured	Coal	Dry bottom wall-fired	Dry Lime FGD	Low NOx Burner Technology w/ Overfire Air	Selective Catalytic Red	Baghouse	Halogenated PAC Sorbent Injection	ARP, CSNOX, CSOSG2E, CSSO2G1, MATS
MI	J H Campbell	1710	3	########	15	1	632	173	Measured	0.026	Calculated	702.9	Measured	0.105	Calculated	201.1	Measured	0.03	Measured	6702.4	Measured	Coal	Dry bottom wall-fired	Dry Lime FGD	Low NOx Burner Technology w/ Overfire Air	Selective Catalytic Red	Baghouse	Halogenated PAC Sorbent Injection	ARP, CSNOX, CSOSG2E, CSSO2G1, MATS
MI	J H Campbell	1710	3	########	16	1	630	217.1	Measured	0.033	Calculated	697.4	Measured	0.105	Calculated	186.2	Measured	0.028	Measured	6649.8	Measured	Coal	Dry bottom wall-fired	Dry Lime FGD	Low NOx Burner Technology w/ Overfire Air	Selective Catalytic Red	Baghouse	Halogenated PAC Sorbent Injection	ARP, CSNOX, CSOSG2E, CSSO2G1, MATS
MI	J H Campbell	1710	3	########	17	1	629	242.6	Measured	0.037	Calculated	694.3	Measured	0.105	Calculated	192	Measured	0.029	Measured	6619.9	Measured	Coal	Dry bottom wall-fired	Dry Lime FGD	Low NOx Burner Technology w/ Overfire Air	Selective Catalytic Red	Baghouse	Halogenated PAC Sorbent Injection	ARP, CSNOX, CSOSG2E, CSSO2G1, MATS
MI	J H Campbell	1710	3	########	18	1	629	205.5	Measured	0.031	Calculated	693.6	Measured	0.105	Calculated	191.8	Measured	0.029	Measured	6613.2	Measured	Coal	Dry bottom wall-fired	Dry Lime FGD	Low NOx Burner Technology w/ Overfire Air	Selective Catalytic Red	Baghouse	Halogenated PAC Sorbent Injection	ARP, CSNOX, CSOSG2E, CSSO2G1, MATS
MI	J H Campbell	1710	3	########	19	1	630	181.8	Measured	0.027	Calculated	697.1	Measured	0.105	Calculated	206.1	Measured	0.031	Measured	6647.1	Measured	Coal	Dry bottom wall-fired	Dry Lime FGD	Low NOx Burner Technology w/ Overfire Air	Selective Catalytic Red	Baghouse	Halogenated PAC Sorbent Injection	ARP, CSNOX, CSOSG2E, CSSO2G1, MATS
MI	J H Campbell	1710	3	########	20	1	630	283.9	Measured	0.043	Calculated	692.1	Measured	0.105	Calculated	204.6	Measured	0.031	Measured	6599.1	Measured	Coal	Dry bottom wall-fired	Dry Lime FGD	Low NOx Burner Technology w/ Overfire Air	Selective Catalytic Red	Baghouse	Halogenated PAC Sorbent Injection	ARP, CSNOX, CSOSG2E, CSSO2G1, MATS
MI	J H Campbell	1710	3	########	21	1	629	200.4	Measured	0.03	Calculated	694	Measured	0.105	Calculated	198.5	Measured	0.03	Measured	6617.1	Measured	Coal	Dry bottom wall-fired	Dry Lime FGD	Low NOx Burner Technology w/ Overfire Air	Selective Catalytic Red	Baghouse	Halogenated PAC Sorbent Injection	ARP, CSNOX, CSOSG2E, CSSO2G1, MATS
MI	J H Campbell	1710	3	########	22	1	630	178.5	Measured	0.027	Calculated	697.8	Measured	0.105	Calculated	206.2	Measured	0.031	Measured	6653.2	Measured	Coal	Dry bottom wall-fired	Dry Lime FGD	Low NOx Burner Technology w/ Overfire Air	Selective Catalytic Red	Baghouse	Halogenated PAC Sorbent Injection	ARP, CSNOX, CSOSG2E, CSSO2G1, MATS
MI	J H Campbell	1710	3	########	23	1	631	169	Measured	0.026	Calculated	694.9	Measured	0.105	Calculated	198.8	Measured	0.03	Measured	6626.1	Measured	Coal	Dry bottom wall-fired	Dry Lime FGD	Low NOx Burner Technology w/ Overfire Air	Selective Catalytic Red	Baghouse	Halogenated PAC Sorbent Injection	ARP, CSNOX, CSOSG2E, CSSO2G1, MATS
MI	J H Campbell	1710	3	########	0	1	630	184.2	Measured	0.028	Calculated	699.4	Measured	0.105	Calculated	200.1	Measured	0.03	Measured	6668.8	Measured	Coal	Dry bottom wall-fired	Dry Lime FGD	Low NOx Burner Technology w/ Overfire Air	Selective Catalytic Red	Baghouse	Halogenated PAC Sorbent Injection	ARP, CSNOX, CSOSG2E, CSSO2G1, MATS
MI	J H Campbell	1710	3	########	1	1	629	196.9	Measured	0.03	Calculated	694.3	Measured	0.105	Calculated	198.6	Measured	0.03	Measured	6619.7	Measured	Coal	Dry bottom wall-fired	Dry Lime FGD	Low NOx Burner Technology w/ Overfire Air	Selective Catalytic Red	Baghouse	Halogenated PAC Sorbent Injection	ARP, CSNOX, CSOSG2E, CSSO2G1, MATS
MI	J H Campbell	1710	3	########	2	1	630	147.8	Measured	0.022	Calculated	694.8	Measured	0.105	Calculated	198.7	Measured	0.03	Measured	6624.9	Measured	Coal	Dry bottom wall-fired	Dry Lime FGD	Low NOx Burner Technology w/ Overfire Air	Selective Catalytic Red	Baghouse	Halogenated PAC Sorbent Injection	ARP, CSNOX, CSOSG2E, CSSO2G1, MATS
MI	J H Campbell	1710	3	########	3	1	630	160.6	Measured	0.024	Calculated	696.7	Measured	0.105	Calculated	205.9	Measured	0.031	Measured	6643.1	Measured	Coal	Dry bottom wall-fired	Dry Lime FGD	Low NOx Burner Technology w/ Overfire Air	Selective Catalytic Red	Baghouse	Halogenated PAC Sorbent Injection	ARP, CSNOX, CSOSG2E, CSSO2G1, MATS
MI	J H Campbell	1710	3	########	4	1	630	175	Measured	0.026	Calculated	697.9	Measured	0.105	Calculated	206.3	Measured	0.031	Measured	6654.6	Measured	Coal	Dry bottom wall-fired	Dry Lime FGD	Low NOx Burner Technology w/ Overfire Air	Selective Catalytic Red	Baghouse	Halogenated PAC Sorbent Injection	ARP, CSNOX, CSOSG2E, CSSO2G1, MATS
MI	J H Campbell	1710	3	########	5	1	630	165.4	Measured	0.025	Calculated	688.9	Measured	0.105	Calculated	203.6	Measured	0.031	Measured	6568.2	Measured	Coal	Dry bottom wall-fired	Dry Lime FGD	Low NOx Burner Technology w/ Overfire Air	Selective Catalytic Red	Baghouse	Halogenated PAC Sorbent Injection	ARP, CSNOX, CSOSG2E, CSSO2G1, MATS
MI	J H Campbell	1710	3	########	6	1	629	183	Measured	0.028	Calculated	694.7	Measured	0.105	Calculated	351	Measured	0.053	Substitute	6623.4	Measured	Coal	Dry bottom wall-fired	Dry Lime FGD	Low NOx Burner Technology w/ Overfire Air	Selective Catalytic Red	Baghouse	Halogenated PAC Sorbent Injection	ARP, CSNOX, CSOSG2E, CSSO2G1, MATS
MI	J H Campbell	1710	3	########	7	1	629	202	Measured	0.031	Calculated	693.7	Measured	0.105	Calculated	350.6	Measured	0.053	Substitute	6614.4	Measured	Coal	Dry bottom wall-fired	Dry Lime FGD	Low NOx Burner Technology w/ Overfire Air	Selective Catalytic Red	Baghouse	Halogenated PAC Sorbent Injection	ARP, CSNOX, CSOSG2E, CSSO2G1, MATS
MI	J H Campbell	1710	3	########	8	1	630	242.3	Measured	0.037	Calculated	693.4	Measured	0.105	Calculated	350.4	Measured	0.053	Substitute	6611.2	Measured	Coal	Dry bottom wall-fired	Dry Lime FGD	Low NOx Burner Technology w/ Overfire Air	Selective Catalytic Red	Baghouse	Halogenated PAC Sorbent Injection	ARP, CSNOX, CSOSG2E, CSSO2G1, MATS
MI	J H Campbell	1710	3	########	9	1	631	196.4	Measured	0.03	Calculated	692.5	Measured	0.105	Calculated	264.1	Measured	0.04	Measured	6602.4	Measured	Coal	Dry bottom wall-fired	Dry Lime FGD	Low NOx Burner Technology w/ Overfire Air	Selective Catalytic Red	Baghouse	Halogenated PAC Sorbent Injection	ARP, CSNOX, CSOSG2E, CSSO2G1, MATS
MI	J H Campbell	1710	3	########	10	1	629	216.4	Measured	0.033	Calculated	694.4	Measured	0.105	Calculated	258.2	Measured	0.039	Measured	6620.9	Measured	Coal	Dry bottom wall-fired	Dry Lime FGD	Low NOx Burner Technology w/ Overfire Air	Selective Catalytic Red	Baghouse	Halogenated PAC Sorbent Injection	ARP, CSNOX, CSOSG2E, CSSO2G1, MATS
MI	J H Campbell	1710	3	########	11	1	629	199.1	Measured	0.03	Calculated	695.9	Measured	0.105	Calculated	238.8	Measured	0.036	Measured	6634.7	Measured	Coal	Dry bottom wall-fired	Dry Lime FGD	Low NOx Burner Technology w/ Overfire Air	Selective Catalytic Red	Baghouse	Halogenated PAC Sorbent Injection	ARP, CSNOX, CSOSG2E, CSSO2G1, MATS
MI	J H Campbell	1710	3	########	12	1	630	189.1	Measured	0.029	Calculated	685.6	Measured	0.105	Calculated	248.4	Measured	0.038	Measured	6536.9	Measured	Coal	Dry bottom wall-fired	Dry Lime FGD	Low NOx Burner Technology w/ Overfire Air	Selective Catalytic Red	Baghouse	Halogenated PAC Sorbent Injection	ARP, CSNOX, CSOSG2E, CSSO2G1, MATS
MI	J H Campbell	1710	3	########	13	1	630	211.2	Measured	0.032	Calculated	688.7	Measured	0.105	Calculated	256.1	Measured	0.039	Measured	6567	Measured	Coal	Dry bottom wall-fired	Dry Lime FGD	Low NOx Burner Technology w/ Overfire Air	Selective Catalytic Red	Baghouse	Halogenated PAC Sorbent Injection	ARP, CSNOX, CSOSG2E, CSSO2G1, MATS
MI	J H Campbell	1710	3	########	14	1	628	173.1	Measured	0.026	Calculated	685.2	Measured	0.105	Calculated	235.2	Measured	0.036	Measured	6533.4	Measured	Coal	Dry bottom wall-fired	Dry Lime FGD	Low NOx Burner Technology w/ Overfire Air	Selective Catalytic Red	Baghouse	Halogenated PAC Sorbent Injection	ARP, CSNOX, CSOSG2E, CSSO2G1, MATS
MI	J H Campbell	1710	3	########	15	1	630	154.3	Measured	0.024	Calculated	688.2	Measured	0.105	Calculated	262.5	Measured	0.04	Measured	6562.2	Measured	Coal	Dry bottom wall-fired	Dry Lime FGD	Low NOx Burner Technology w/ Overfire Air	Selective Catalytic Red	Baghouse	Halogenated PAC Sorbent Injection	ARP, CSNOX, CSOSG2E, CSSO2G1, MATS
MI	J H Campbell	1710	3	########	16	1	630	141.9	Measured	0.022	Calculated	688.3	Measured	0.105	Calculated	256	Measured	0.039	Measured	6563	Measured	Coal	Dry bottom wall-fired	Dry Lime FGD	Low NOx Burner Technology w/ Overfire Air	Selective Catalytic Red	Baghouse	Halogenated PAC Sorbent Injection	ARP, CSNOX, CSOSG2E, CSSO2G1, MATS
MI	J H Campbell	1710	3	########	17	1	629	148.1	Measured	0.022	Calculated	692.2	Measured	0.105	Calculated	264	Measured	0.04	Measured	6595.5	Measured	Coal	Dry bottom wall-fired	Dry Lime FGD	Low NOx Burner Technology w/ Overfire Air	Selective Catalytic Red	Baghouse	Halogenated PAC Sorbent Injection	ARP, CSNOX, CSOSG2E, CSSO2G1, MATS
MI	J H Campbell	1710	3	########	18	1	629	165.7	Measured	0.025	Calculated	685.2	Measured	0.105	Calculated	261.3	Measured	0.04	Measured	6533.1	Measured	Coal	Dry bottom wall-fired	Dry Lime FGD	Low NOx Burner Technology w/ Overfire Air	Selective Catalytic Red	Baghouse	Halogenated PAC Sorbent Injection	ARP, CSNOX, CSOSG2E, CSSO2G1, MATS
MI	J H Campbell	1710	3	########	19	1	629	188.4	Measured	0.029	Calculated	683.5	Measured	0.105	Calculated	254.2	Measured	0.039	Measured	6516.9	Measured	Coal	Dry bottom wall-fired	Dry Lime FGD	Low NOx Burner Technology w/ Overfire Air	Selective Catalytic Red	Baghouse	Halogenated PAC Sorbent Injection	ARP, CSNOX, CSOSG2E, CSSO2G1, MATS
MI	J H Campbell	1710	3	########	20	1	628	191	Measured	0.029	Calculated	686.3	Measured	0.105	Calculated	235.6	Measured	0.036	Measured	6544	Measured	Coal	Dry bottom wall-fired	Dry Lime FGD	Low NOx Burner Technology w/ Overfire Air	Selective Catalytic Red	Baghouse	Halogenated PAC Sorbent Injection	ARP, CSNOX, CSOSG2E, CSSO2G1, MATS
MI	J H Campbell	1710	3	########	21	1	629	167.1	Measured	0.025	Calculated	691	Measured	0.105	Calculated	237.2	Measured	0.036	Measured	6588.8	Measured	Coal	Dry bottom wall-fired	Dry Lime FGD	Low NOx Burner Technology w/ Overfire Air	Selective Catalytic Red	Baghouse	Halogenated PAC Sorbent Injection	ARP, CSNOX, CSOSG2E, CSSO2G1, MATS
MI	J H Campbell	1710	3	########	22	1	630	178.6	Measured	0.027	Calculated	693.9	Measured	0.105	Calculated	258	Measured	0.039	Measured	6616.4	Measured	Coal	Dry bottom wall-fired	Dry Lime FGD	Low NOx Burner Technology w/ Overfire Air	Selective Catalytic Red	Baghouse	Halogenated PAC Sorbent Injection	ARP, CSNOX, CSOSG2E, CSSO2G1, MATS
MI	J H Campbell	1710	3	########	23	1	628	178	Measured	0.027	Calculated	691.4	Measured	0.105	Calculated	263.7	Measured	0.04	Measured	6592.5	Measured	Coal	Dry bottom wall-fired	Dry Lime FGD	Low NOx Burner Technology w/ Overfire Air	Selective Catalytic Red	Baghouse	Halogenated PAC Sorbent Injection	ARP, CSNOX, CSOSG2E, CSSO2G1, MATS
MI	J H Campbell	1710	3	########	0	1	630	211.2	Measured	0.032	Calculated	694.3	Measured	0.105	Calculated	278	Measured	0.042	Measured	6620.1	Measured	Coal	Dry bottom wall-fired	Dry Lime FGD	Low NOx Burner Technology w/ Overfire Air	Selective Catalytic Red	Baghouse	Halogenated PAC Sorbent Injection	ARP, CSNOX, CSOSG2E, CSSO2G1, MATS
MI	J H Campbell	1710	3	########	1	1	630	238.2	Measured	0.036	Calculated	693.9	Measured	0.105	Calculated	277.9	Measured	0.042	Measured	6615.7	Measured	Coal	Dry bottom wall-fired	Dry Lime FGD	Low NOx Burner Technology w/ Overfire Air	Selective Catalytic Red	Baghouse	Halogenated PAC Sorbent Injection	ARP, CSNOX, CSOSG2E, CSSO2G1, MATS
MI	J H Campbell	1710	3	########	2	1	630	211.6	Measured	0.032	Calculated	695.6	Measured	0.105	Calculated	291.8	Measured	0.044	Measured	6632	Measured	Coal	Dry bottom wall-fired	Dry Lime FGD	Low NOx Burner Technology w/ Overfire Air	Selective Catalytic Red	Baghouse	Halogenated PAC Sorbent Injection	ARP, CSNOX, CSOSG2E, CSSO2G1, MATS
MI	J H Campbell	1710	3	########	3	1	629	935.2	Measured	0.142	Calculated	691.2	Measured	0.105	Calculated	270.2	Measured	0.041	Measured	6590.2	Measured	Coal	Dry bottom wall-fired	Dry Lime FGD	Low NOx Burner Technology w/ Overfire Air	Selective Catalytic Red	Baghouse	Halogenated PAC Sorbent Injection	ARP, CSNOX, CSOSG2E, CSSO2G1, MATS
MI	J H Campbell	1710	3	########	4	1	628	1190.3	Measured	0.182	Calculated	686.2	Measured	0.105	Calculated	268.3	Measured	0.041	Measured	6543.1	Measured	Coal	Dry bottom wall-fired	Dry Lime FGD	Low NOx Burner Technology w/ Overfire Air	Selective Catalytic Red	Baghouse	Halogenated PAC Sorbent Injection	ARP, CSNOX, CSOSG2E, CSSO2G1, MATS
MI	J H Campbell	1710	3	########	5	1	629	1212.4	Measured	0.186	Calculated	682.8	Measured	0.105	Calculated	253.9	Measured	0.039	Measured	6510.1	Measured	Coal	Dry bottom wall-fired	Dry Lime FGD	Low NOx Burner Technology w/ Overfire Air	Selective Catalytic Red	Baghouse	Halogenated PAC Sorbent Injection	ARP, CSNOX, CSOSG2E, CSSO2G1, MATS
MI	J H Campbell	1710	3	########	6	1	629	1203.6	Measured	0.185	Calculated	680.8	Measured	0.105	Calculated	253.1	Measured	0.039	Measured	6491	Measured	Coal	Dry bottom wall-fired	Dry Lime FGD	Low NOx Burner Technology w/ Overfire Air	Selective Catalytic Red	Baghouse	Halogenated PAC Sorbent Injection	ARP, CSNOX, CSOSG2E, CSSO2G1, MATS
MI	J H Campbell	1710	3	########	7	1	631	1220.4	Measured	0.186	Calculated	688.4	Measured	0.105	Calculated	262.5	Measured	0.04	Measured	6563.4	Measured	Coal	Dry bottom wall-fired	Dry Lime FGD	Low NOx Burner Technology w/ Overfire Air	Selective Catalytic Red	Baghouse	Halogenated PAC Sorbent Injection	ARP, CSNOX, CSOSG2E, CSSO2G1, MATS
MI	J H Campbell	1710	3	########	8	1	628	1299.2	Measured	0.201	Calculated	679	Measured	0.105	Calculated	252.5	Measured	0.039	Measured	6474.2	Measured	Coal	Dry bottom wall-fired	Dry Lime FGD	Low NOx Burner Technology w/ Overfire Air	Selective Catalytic Red	Baghouse	Halogenated PAC Sorbent Injection	ARP, CSNOX, CSOSG2E, CSSO2G1, MATS
MI	J H Campbell	1710	3	########	9	1	629	1353.7	Measured	0.208	Calculated	683.7	Measured	0.105	Calculated	260.8	Measured	0.04	Measured	6519.3	Measured	Coal	Dry bottom wall-fired	Dry Lime FGD	Low NOx Burner Technology w/ Overfire Air	Selective Catalytic Red	Baghouse	Halogenated PAC Sorbent Injection	ARP, CSNOX, CSOSG2E, CSSO2G1, MATS
MI	J H Campbell	1710	3	########	10	1	629	1332.2	Measured	0.205	Calculated	682.5	Measured	0.105	Calculated	260.3	Measured	0.04	Measured	6507.9	Measured	Coal	Dry bottom wall-fired	Dry Lime FGD	Low NOx Burner Technology w/ Overfire Air	Selective Catalytic Red	Baghouse	Halogenated PAC Sorbent Injection	ARP, CSNOX, CSOSG2E, CSSO2G1, MATS
MI	J H Campbell	1710	3	########	11	1	629	1129.6	Measured	0.173	Calculated	684.5	Measured	0.105	Calculated	267.6	Measured	0.041	Measured	6526.4	Measured	Coal	Dry bottom wall-fired	Dry Lime FGD	Low NOx Burner Technology w/ Overfire Air	Selective Catalytic Red	Baghouse	Halogenated PAC Sorbent Injection	ARP, CSNOX, CSOSG2E, CSSO2G1, MATS
MI	J H Campbell	1710	3	########	12	1	629	1030.5	Measured	0.158	Calculated	684.9	Measured	0.105	Calculated	267.7	Measured	0.041	Measured	6530	Measured	Coal	Dry bottom wall-fired	Dry Lime FGD	Low NOx Burner Technology w/ Overfire Air	Selective Catalytic Red	Baghouse	Halogenated PAC Sorbent Injection	ARP, CSNOX, CSOSG2E, CSSO2G1, MATS
MI	J H Campbell	1710	3	########	13	1	629	1064.2	Measured	0.161	Calculated	693.1	Measured	0.105	Calculated	271	Measured	0.041	Measured	6609	Measured	Coal	Dry bottom wall-fired	Dry Lime FGD	Low NOx Burner Technology w/ Overfire Air	Selective Catalytic Red	Baghouse	Halogenated PAC Sorbent Injection	ARP, CSNOX, CSOSG2E, CSSO2G1, MATS
MI	J H Campbell	1710	3	########	14	1	628	1067	Measured	0.161	Calculated	695.3	Measured	0.105	Calculated	265.2	Measured	0.04	Measured	6629.4	Measured	Coal	Dry bottom wall-fired	Dry Lime FGD	Low NOx Burner Technology w/ Overfire Air	Selective Catalytic Red	Baghouse	Halogenated PAC Sorbent Injection	ARP, CSNOX, CSOSG2E, CSSO2G1, MATS
MI	J H Campbell	1710	3	########	15	1	629	1066.9	Measured	0.162	Calculated	690.3	Measured	0.105	Calculated	269.8	Measured	0.041	Measured	6581.7	Measured	Coal	Dry bottom wall-fired	Dry Lime FGD	Low NOx Burner Technology w/ Overfire Air	Selective Catalytic Red	Baghouse	Halogenated PAC Sorbent Injection	ARP, CSNOX, CSOSG2E, CSSO2G1, MATS
MI	J H Campbell	1710	3	########	16	1	629	813.1	Measured	0.124	Calculated	688.9	Measured	0.105	Calculated	275.9	Measured	0.042	Measured	6568.4	Measured	Coal	Dry bottom wall-fired	Dry Lime FGD	Low NOx Burner Technology w/ Overfire Air	Selective Catalytic Red	Baghouse	Halogenated PAC Sorbent Injection	ARP, CSNOX, CSOSG2E, CSSO2G1, MATS
MI	J H Campbell	1710	3	########	17	1	628	199	Measured	0.029	Calculated	708.1	Measured	0.105	Calculated	276.8	Measured	0.041	Measured	6751.3	Measured	Coal	Dry bottom wall-fired	Dry Lime FGD	Low NOx Burner Technology w/ Overfire Air	Selective Catalytic Red	Baghouse	Halogenated PAC Sorbent Injection	ARP, CSNOX, CSOSG2E, CSSO2G1, MATS
MI	J H Campbell	1710	3	########	18	1	629	153.4	Measured	0.023	Calculated	714.7	Measured	0.105	Calculated	299.8	Measured	0.044	Measured	6814.7	Measured	Coal	Dry bottom wall-fired	Dry Lime FGD	Low NOx Burner Technology w/ Overfire Air	Selective Catalytic Red	Baghouse	Halogenated PAC Sorbent Injection	ARP, CSNOX, CSOSG2E, CSSO2G1, MATS
MI	J H Campbell	1710	3	########	19	1	630	179.3	Measured	0.026	Calculated	716.3	Measured	0.105	Calculated	314.2	Measured	0.046	Measured	6830.1	Measured	Coal	Dry bottom wall-fired	Dry Lime FGD	Low NOx Burner Technology w/ Overfire Air	Selective Catalytic Red	Baghouse	Halogenated PAC Sorbent Injection	ARP, CSNOX, CSOSG2E, CSSO2G1, MATS
MI	J H Campbell	1710	3	########	20	1	630	192.3	Measured	0.028	Calculated	716.9	Measured	0.105	Calculated	314.4	Measured	0.046	Measured	6835	Measured	Coal	Dry bottom wall-fired	Dry Lime FGD	Low NOx Burner Technology w/ Overfire Air	Selective Catalytic Red	Baghouse	Halogenated PAC Sorbent Injection	ARP, CSNOX, CSOSG2E, CSSO2G1, MATS
MI	J H Campbell	1710	3	########	21	1

MI	J H Campbell	1710	3	########	20	1	623	210.5	Measured	0.031	Calculated	723	Measured	0.105	Calculated	427.4	Measured	0.062	Measured	6893.2	Measured	Coal	Dry bottom wall-fired	Dry Lime FGD	Low NOx Burner Technology w/ Overfire Air | Selective Catalytic Red	Baghouse	Halogenated PAC Sorbent Injection	ARP, CSNOX, CSOSG2E, CSSO2G1, MATS
MI	J H Campbell	1710	3	########	21	1	621	195.2	Measured	0.029	Calculated	715.6	Measured	0.105	Calculated	402.5	Measured	0.059	Measured	6822.6	Measured	Coal	Dry bottom wall-fired	Dry Lime FGD	Low NOx Burner Technology w/ Overfire Air | Selective Catalytic Red	Baghouse	Halogenated PAC Sorbent Injection	ARP, CSNOX, CSOSG2E, CSSO2G1, MATS
MI	J H Campbell	1710	3	########	22	1	622	159.8	Measured	0.023	Calculated	716.7	Measured	0.105	Calculated	403.2	Measured	0.059	Measured	6833.1	Measured	Coal	Dry bottom wall-fired	Dry Lime FGD	Low NOx Burner Technology w/ Overfire Air | Selective Catalytic Red	Baghouse	Halogenated PAC Sorbent Injection	ARP, CSNOX, CSOSG2E, CSSO2G1, MATS
MI	J H Campbell	1710	3	########	23	1	623	169.4	Measured	0.025	Calculated	717.2	Measured	0.105	Calculated	410.3	Measured	0.06	Measured	6838.5	Measured	Coal	Dry bottom wall-fired	Dry Lime FGD	Low NOx Burner Technology w/ Overfire Air | Selective Catalytic Red	Baghouse	Halogenated PAC Sorbent Injection	ARP, CSNOX, CSOSG2E, CSSO2G1, MATS
MI	J H Campbell	1710	3	########	0	1	622	193.2	Measured	0.028	Calculated	715.4	Measured	0.105	Calculated	402.4	Measured	0.059	Measured	6820.7	Measured	Coal	Dry bottom wall-fired	Dry Lime FGD	Low NOx Burner Technology w/ Overfire Air | Selective Catalytic Red	Baghouse	Halogenated PAC Sorbent Injection	ARP, CSNOX, CSOSG2E, CSSO2G1, MATS
MI	J H Campbell	1710	3	########	1	1	623	149.7	Measured	0.022	Calculated	724.9	Measured	0.105	Calculated	352.5	Measured	0.051	Measured	6911.4	Measured	Coal	Dry bottom wall-fired	Dry Lime FGD	Low NOx Burner Technology w/ Overfire Air | Selective Catalytic Red	Baghouse	Halogenated PAC Sorbent Injection	ARP, CSNOX, CSOSG2E, CSSO2G1, MATS
MI	J H Campbell	1710	3	########	2	1	622	158.9	Measured	0.023	Calculated	723	Measured	0.105	Calculated	324	Measured	0.047	Measured	6893.2	Measured	Coal	Dry bottom wall-fired	Dry Lime FGD	Low NOx Burner Technology w/ Overfire Air | Selective Catalytic Red	Baghouse	Halogenated PAC Sorbent Injection	ARP, CSNOX, CSOSG2E, CSSO2G1, MATS
MI	J H Campbell	1710	3	########	3	1	622	174.4	Measured	0.025	Calculated	724	Measured	0.105	Calculated	352.1	Measured	0.051	Measured	6903.2	Measured	Coal	Dry bottom wall-fired	Dry Lime FGD	Low NOx Burner Technology w/ Overfire Air | Selective Catalytic Red	Baghouse	Halogenated PAC Sorbent Injection	ARP, CSNOX, CSOSG2E, CSSO2G1, MATS
MI	J H Campbell	1710	3	########	4	1	623	174.5	Measured	0.025	Calculated	724.4	Measured	0.105	Calculated	352.3	Measured	0.051	Measured	6907	Measured	Coal	Dry bottom wall-fired	Dry Lime FGD	Low NOx Burner Technology w/ Overfire Air | Selective Catalytic Red	Baghouse	Halogenated PAC Sorbent Injection	ARP, CSNOX, CSOSG2E, CSSO2G1, MATS
MI	J H Campbell	1710	3	########	5	1	620	149	Measured	0.022	Calculated	715.1	Measured	0.105	Calculated	334.1	Measured	0.049	Measured	6818.4	Measured	Coal	Dry bottom wall-fired	Dry Lime FGD	Low NOx Burner Technology w/ Overfire Air | Selective Catalytic Red	Baghouse	Halogenated PAC Sorbent Injection	ARP, CSNOX, CSOSG2E, CSSO2G1, MATS
MI	J H Campbell	1710	3	########	6	1	620	229.4	Measured	0.033	Calculated	721.9	Measured	0.105	Calculated	323.5	Measured	0.047	Measured	6883.4	Measured	Coal	Dry bottom wall-fired	Dry Lime FGD	Low NOx Burner Technology w/ Overfire Air | Selective Catalytic Red	Baghouse	Halogenated PAC Sorbent Injection	ARP, CSNOX, CSOSG2E, CSSO2G1, MATS
MI	J H Campbell	1710	3	########	7	1	622	263.9	Measured	0.038	Calculated	722.2	Measured	0.105	Calculated	323.7	Measured	0.047	Measured	6886.4	Measured	Coal	Dry bottom wall-fired	Dry Lime FGD	Low NOx Burner Technology w/ Overfire Air | Selective Catalytic Red	Baghouse	Halogenated PAC Sorbent Injection	ARP, CSNOX, CSOSG2E, CSSO2G1, MATS
MI	J H Campbell	1710	3	########	8	1	622	201.8	Measured	0.03	Calculated	712.4	Measured	0.105	Calculated	332.8	Measured	0.049	Measured	6792.4	Measured	Coal	Dry bottom wall-fired	Dry Lime FGD	Low NOx Burner Technology w/ Overfire Air | Selective Catalytic Red	Baghouse	Halogenated PAC Sorbent Injection	ARP, CSNOX, CSOSG2E, CSSO2G1, MATS
MI	J H Campbell	1710	3	########	9	1	621	179.8	Measured	0.027	Calculated	708.4	Measured	0.105	Calculated	310.7	Measured	0.046	Measured	6754.6	Measured	Coal	Dry bottom wall-fired	Dry Lime FGD	Low NOx Burner Technology w/ Overfire Air | Selective Catalytic Red	Baghouse	Halogenated PAC Sorbent Injection	ARP, CSNOX, CSOSG2E, CSSO2G1, MATS
MI	J H Campbell	1710	3	########	10	1	622	197.2	Measured	0.029	Calculated	709.8	Measured	0.105	Calculated	304.6	Measured	0.045	Measured	6767.9	Measured	Coal	Dry bottom wall-fired	Dry Lime FGD	Low NOx Burner Technology w/ Overfire Air | Selective Catalytic Red	Baghouse	Halogenated PAC Sorbent Injection	ARP, CSNOX, CSOSG2E, CSSO2G1, MATS
MI	J H Campbell	1710	3	########	11	1	622	246.4	Measured	0.036	Calculated	709.5	Measured	0.105	Calculated	311.2	Measured	0.046	Measured	6764.8	Measured	Coal	Dry bottom wall-fired	Dry Lime FGD	Low NOx Burner Technology w/ Overfire Air | Selective Catalytic Red	Baghouse	Halogenated PAC Sorbent Injection	ARP, CSNOX, CSOSG2E, CSSO2G1, MATS
MI	J H Campbell	1710	3	########	12	1	622	251	Measured	0.037	Calculated	711.8	Measured	0.105	Calculated	319	Measured	0.047	Measured	6787	Measured	Coal	Dry bottom wall-fired	Dry Lime FGD	Low NOx Burner Technology w/ Overfire Air | Selective Catalytic Red	Baghouse	Halogenated PAC Sorbent Injection	ARP, CSNOX, CSOSG2E, CSSO2G1, MATS
MI	J H Campbell	1710	3	########	13	1	622	274.8	Measured	0.041	Calculated	709.3	Measured	0.105	Calculated	338.2	Measured	0.05	Measured	6763.3	Measured	Coal	Dry bottom wall-fired	Dry Lime FGD	Low NOx Burner Technology w/ Overfire Air | Selective Catalytic Red	Baghouse	Halogenated PAC Sorbent Injection	ARP, CSNOX, CSOSG2E, CSSO2G1, MATS
MI	J H Campbell	1710	3	########	14	1	621	246.2	Measured	0.036	Calculated	714.2	Measured	0.105	Calculated	320.1	Measured	0.047	Measured	6810.1	Measured	Coal	Dry bottom wall-fired	Dry Lime FGD	Low NOx Burner Technology w/ Overfire Air | Selective Catalytic Red	Baghouse	Halogenated PAC Sorbent Injection	ARP, CSNOX, CSOSG2E, CSSO2G1, MATS
MI	J H Campbell	1710	3	########	15	1	622	136	Measured	0.02	Calculated	717.1	Measured	0.105	Calculated	341.8	Measured	0.05	Measured	6836.9	Measured	Coal	Dry bottom wall-fired	Dry Lime FGD	Low NOx Burner Technology w/ Overfire Air | Selective Catalytic Red	Baghouse	Halogenated PAC Sorbent Injection	ARP, CSNOX, CSOSG2E, CSSO2G1, MATS
MI	J H Campbell	1710	3	########	16	1	621	101.2	Measured	0.015	Calculated	715	Measured	0.105	Calculated	354.5	Measured	0.052	Measured	6816.9	Measured	Coal	Dry bottom wall-fired	Dry Lime FGD	Low NOx Burner Technology w/ Overfire Air | Selective Catalytic Red	Baghouse	Halogenated PAC Sorbent Injection	ARP, CSNOX, CSOSG2E, CSSO2G1, MATS
MI	J H Campbell	1710	3	########	17	1	622	113.5	Measured	0.017	Calculated	708.3	Measured	0.105	Calculated	351.2	Measured	0.052	Measured	6753.3	Measured	Coal	Dry bottom wall-fired	Dry Lime FGD	Low NOx Burner Technology w/ Overfire Air | Selective Catalytic Red	Baghouse	Halogenated PAC Sorbent Injection	ARP, CSNOX, CSOSG2E, CSSO2G1, MATS
MI	J H Campbell	1710	3	########	18	1	622	164.2	Measured	0.024	Calculated	704.7	Measured	0.105	Calculated	315.8	Measured	0.047	Measured	6719.3	Measured	Coal	Dry bottom wall-fired	Dry Lime FGD	Low NOx Burner Technology w/ Overfire Air | Selective Catalytic Red	Baghouse	Halogenated PAC Sorbent Injection	ARP, CSNOX, CSOSG2E, CSSO2G1, MATS
MI	J H Campbell	1710	3	########	19	1	622	243.8	Measured	0.036	Calculated	708.2	Measured	0.105	Calculated	303.9	Measured	0.045	Measured	6752.7	Measured	Coal	Dry bottom wall-fired	Dry Lime FGD	Low NOx Burner Technology w/ Overfire Air | Selective Catalytic Red	Baghouse	Halogenated PAC Sorbent Injection	ARP, CSNOX, CSOSG2E, CSSO2G1, MATS
MI	J H Campbell	1710	3	########	20	1	621	250.1	Measured	0.037	Calculated	704.9	Measured	0.105	Calculated	309.2	Measured	0.046	Measured	6721.5	Measured	Coal	Dry bottom wall-fired	Dry Lime FGD	Low NOx Burner Technology w/ Overfire Air | Selective Catalytic Red	Baghouse	Halogenated PAC Sorbent Injection	ARP, CSNOX, CSOSG2E, CSSO2G1, MATS
MI	J H Campbell	1710	3	########	21	1	623	205.7	Measured	0.031	Calculated	706.5	Measured	0.105	Calculated	336.8	Measured	0.05	Measured	6735.9	Measured	Coal	Dry bottom wall-fired	Dry Lime FGD	Low NOx Burner Technology w/ Overfire Air | Selective Catalytic Red	Baghouse	Halogenated PAC Sorbent Injection	ARP, CSNOX, CSOSG2E, CSSO2G1, MATS
MI	J H Campbell	1710	3	########	22	1	622	202	Measured	0.03	Calculated	700	Measured	0.105	Calculated	360.4	Measured	0.054	Measured	6674.7	Measured	Coal	Dry bottom wall-fired	Dry Lime FGD	Low NOx Burner Technology w/ Overfire Air | Selective Catalytic Red	Baghouse	Halogenated PAC Sorbent Injection	ARP, CSNOX, CSOSG2E, CSSO2G1, MATS
MI	J H Campbell	1710	3	########	23	1	622	215.1	Measured	0.032	Calculated	700.4	Measured	0.105	Calculated	340.6	Measured	0.051	Measured	6678.4	Measured	Coal	Dry bottom wall-fired	Dry Lime FGD	Low NOx Burner Technology w/ Overfire Air | Selective Catalytic Red	Baghouse	Halogenated PAC Sorbent Injection	ARP, CSNOX, CSOSG2E, CSSO2G1, MATS
MI	J H Campbell	1710	3	########	0	1	621	230.1	Measured	0.034	Calculated	701.7	Measured	0.105	Calculated	327.8	Measured	0.049	Measured	6690.4	Measured	Coal	Dry bottom wall-fired	Dry Lime FGD	Low NOx Burner Technology w/ Overfire Air | Selective Catalytic Red	Baghouse	Halogenated PAC Sorbent Injection	ARP, CSNOX, CSOSG2E, CSSO2G1, MATS
MI	J H Campbell	1710	3	########	1	1	623	232.4	Measured	0.035	Calculated	697.3	Measured	0.105	Calculated	339.1	Measured	0.051	Measured	6648.8	Measured	Coal	Dry bottom wall-fired	Dry Lime FGD	Low NOx Burner Technology w/ Overfire Air | Selective Catalytic Red	Baghouse	Halogenated PAC Sorbent Injection	ARP, CSNOX, CSOSG2E, CSSO2G1, MATS
MI	J H Campbell	1710	3	########	2	1	624	222.5	Measured	0.034	Calculated	695.1	Measured	0.105	Calculated	331.4	Measured	0.05	Measured	6627.4	Measured	Coal	Dry bottom wall-fired	Dry Lime FGD	Low NOx Burner Technology w/ Overfire Air | Selective Catalytic Red	Baghouse	Halogenated PAC Sorbent Injection	ARP, CSNOX, CSOSG2E, CSSO2G1, MATS
MI	J H Campbell	1710	3	########	3	1	621	192.4	Measured	0.029	Calculated	691.8	Measured	0.105	Calculated	329.8	Measured	0.05	Measured	6595.9	Measured	Coal	Dry bottom wall-fired	Dry Lime FGD	Low NOx Burner Technology w/ Overfire Air | Selective Catalytic Red	Baghouse	Halogenated PAC Sorbent Injection	ARP, CSNOX, CSOSG2E, CSSO2G1, MATS
MI	J H Campbell	1710	3	########	4	1	622	183.8	Measured	0.028	Calculated	693.7	Measured	0.105	Calculated	330.7	Measured	0.05	Measured	6614.5	Measured	Coal	Dry bottom wall-fired	Dry Lime FGD	Low NOx Burner Technology w/ Overfire Air | Selective Catalytic Red	Baghouse	Halogenated PAC Sorbent Injection	ARP, CSNOX, CSOSG2E, CSSO2G1, MATS
MI	J H Campbell	1710	3	########	5	1	620	176.5	Measured	0.027	Calculated	693.7	Measured	0.105	Calculated	324.1	Measured	0.049	Measured	6613.8	Measured	Coal	Dry bottom wall-fired	Dry Lime FGD	Low NOx Burner Technology w/ Overfire Air | Selective Catalytic Red	Baghouse	Halogenated PAC Sorbent Injection	ARP, CSNOX, CSOSG2E, CSSO2G1, MATS
MI	J H Campbell	1710	3	########	6	1	621	189	Measured	0.029	Calculated	692.8	Measured	0.105	Calculated	330.3	Measured	0.05	Measured	6606	Measured	Coal	Dry bottom wall-fired	Dry Lime FGD	Low NOx Burner Technology w/ Overfire Air | Selective Catalytic Red	Baghouse	Halogenated PAC Sorbent Injection	ARP, CSNOX, CSOSG2E, CSSO2G1, MATS
MI	J H Campbell	1710	3	########	7	1	622	233.3	Measured	0.035	Calculated	695.4	Measured	0.105	Calculated	358	Measured	0.054	Measured	6630.3	Measured	Coal	Dry bottom wall-fired	Dry Lime FGD	Low NOx Burner Technology w/ Overfire Air | Selective Catalytic Red	Baghouse	Halogenated PAC Sorbent Injection	ARP, CSNOX, CSOSG2E, CSSO2G1, MATS
MI	J H Campbell	1710	3	########	8	1	621	249.1	Measured	0.038	Calculated	694.2	Measured	0.105	Calculated	337.6	Measured	0.051	Measured	6619	Measured	Coal	Dry bottom wall-fired	Dry Lime FGD	Low NOx Burner Technology w/ Overfire Air | Selective Catalytic Red	Baghouse	Halogenated PAC Sorbent Injection	ARP, CSNOX, CSOSG2E, CSSO2G1, MATS
MI	J H Campbell	1710	3	########	9	1	622	253.6	Measured	0.038	Calculated	696.6	Measured	0.105	Calculated	365.3	Measured	0.055	Measured	6642.1	Measured	Coal	Dry bottom wall-fired	Dry Lime FGD	Low NOx Burner Technology w/ Overfire Air | Selective Catalytic Red	Baghouse	Halogenated PAC Sorbent Injection	ARP, CSNOX, CSOSG2E, CSSO2G1, MATS
MI	J H Campbell	1710	3	########	10	1	622	199.1	Measured	0.03	Calculated	695.9	Measured	0.105	Calculated	358.3	Measured	0.054	Measured	6635.5	Measured	Coal	Dry bottom wall-fired	Dry Lime FGD	Low NOx Burner Technology w/ Overfire Air | Selective Catalytic Red	Baghouse	Halogenated PAC Sorbent Injection	ARP, CSNOX, CSOSG2E, CSSO2G1, MATS
MI	J H Campbell	1710	3	########	11	1	623	177.5	Measured	0.027	Calculated	696.7	Measured	0.105	Calculated	358.7	Measured	0.054	Measured	6642.8	Measured	Coal	Dry bottom wall-fired	Dry Lime FGD	Low NOx Burner Technology w/ Overfire Air | Selective Catalytic Red	Baghouse	Halogenated PAC Sorbent Injection	ARP, CSNOX, CSOSG2E, CSSO2G1, MATS
MI	J H Campbell	1710	3	########	12	1	620	150	Measured	0.023	Calculated	695	Measured	0.105	Calculated	331.3	Measured	0.05	Measured	6626.4	Measured	Coal	Dry bottom wall-fired	Dry Lime FGD	Low NOx Burner Technology w/ Overfire Air | Selective Catalytic Red	Baghouse	Halogenated PAC Sorbent Injection	ARP, CSNOX, CSOSG2E, CSSO2G1, MATS
MI	J H Campbell	1710	3	########	13	1	621	153.5	Measured	0.023	Calculated	694.6	Measured	0.105	Calculated	337.8	Measured	0.051	Measured	6622.8	Measured	Coal	Dry bottom wall-fired	Dry Lime FGD	Low NOx Burner Technology w/ Overfire Air | Selective Catalytic Red	Baghouse	Halogenated PAC Sorbent Injection	ARP, CSNOX, CSOSG2E, CSSO2G1, MATS
MI	J H Campbell	1710	3	########	14	1	622	177.7	Measured	0.027	Calculated	697.4	Measured	0.105	Calculated	345.8	Measured	0.052	Measured	6649.9	Measured	Coal	Dry bottom wall-fired	Dry Lime FGD	Low NOx Burner Technology w/ Overfire Air | Selective Catalytic Red	Baghouse	Halogenated PAC Sorbent Injection	ARP, CSNOX, CSOSG2E, CSSO2G1, MATS
MI	J H Campbell	1710	3	########	15	1	623	221.5	Measured	0.033	Calculated	698.3	Measured	0.105	Calculated	372.9	Measured	0.056	Measured	6658.2	Measured	Coal	Dry bottom wall-fired	Dry Lime FGD	Low NOx Burner Technology w/ Overfire Air | Selective Catalytic Red	Baghouse	Halogenated PAC Sorbent Injection	ARP, CSNOX, CSOSG2E, CSSO2G1, MATS
MI	J H Campbell	1710	3	########	16	1	620	216.1	Measured	0.033	Calculated	692.5	Measured	0.105	Calculated	336.8	Measured	0.051	Measured	6603.2	Measured	Coal	Dry bottom wall-fired	Dry Lime FGD	Low NOx Burner Technology w/ Overfire Air | Selective Catalytic Red	Baghouse	Halogenated PAC Sorbent Injection	ARP, CSNOX, CSOSG2E, CSSO2G1, MATS
MI	J H Campbell	1710	3	########	17	1	621	172.2	Measured	0.026	Calculated	703.4	Measured	0.105	Calculated	315.2	Measured	0.047	Measured	6707.1	Measured	Coal	Dry bottom wall-fired	Dry Lime FGD	Low NOx Burner Technology w/ Overfire Air | Selective Catalytic Red	Baghouse	Halogenated PAC Sorbent Injection	ARP, CSNOX, CSOSG2E, CSSO2G1, MATS
MI	J H Campbell	1710	3	########	18	1	623	175.9	Measured	0.026	Calculated	703.8	Measured	0.105	Calculated	362.4	Measured	0.054	Measured	6710.6	Measured	Coal	Dry bottom wall-fired	Dry Lime FGD	Low NOx Burner Technology w/ Overfire Air | Selective Catalytic Red	Baghouse	Halogenated PAC Sorbent Injection	ARP, CSNOX, CSOSG2E, CSSO2G1, MATS
MI	J H Campbell	1710	3	########	19	1	624	201.8	Measured	0.03	Calculated	699	Measured	0.105	Calculated	373.2	Measured	0.056	Measured	6664.8	Measured	Coal	Dry bottom wall-fired	Dry Lime FGD	Low NOx Burner Technology w/ Overfire Air | Selective Catalytic Red	Baghouse	Halogenated PAC Sorbent Injection	ARP, CSNOX, CSOSG2E, CSSO2G1, MATS
MI	J H Campbell	1710	3	########	20	1	621	196.1	Measured	0.03	Calculated	692	Measured	0.105	Calculated	336.5	Measured	0.051	Measured	6598.1	Measured	Coal	Dry bottom wall-fired	Dry Lime FGD	Low NOx Burner Technology w/ Overfire Air | Selective Catalytic Red	Baghouse	Halogenated PAC Sorbent Injection	ARP, CSNOX, CSOSG2E, CSSO2G1, MATS
MI	J H Campbell	1710	3	########	21	1	621	180.8	Measured	0.027	Calculated	701.4	Measured	0.105	Calculated	341.1	Measured	0.051	Measured	6687.3	Measured	Coal	Dry bottom wall-fired	Dry Lime FGD	Low NOx Burner Technology w/ Overfire Air | Selective Catalytic Red	Baghouse	Halogenated PAC Sorbent Injection	ARP, CSNOX, CSOSG2E, CSSO2G1, MATS
MI	J H Campbell	1710	3	########	22	1	623	179.9	Measured	0.027	Calculated	705.2	Measured	0.105	Calculated	356.4	Measured	0.053	Measured	6723.6	Measured	Coal	Dry bottom wall-fired	Dry Lime FGD	Low NOx Burner Technology w/ Overfire Air | Selective Catalytic Red	Baghouse	Halogenated PAC Sorbent Injection	ARP, CSNOX, CSOSG2E, CSSO2G1, MATS
MI	J H Campbell	1710	3	########	23	1	623	191.5	Measured	0.028	Calculated	707.5	Measured	0.105	Calculated	350.8	Measured	0.052	Measured	6745.6	Measured	Coal	Dry bottom wall-fired	Dry Lime FGD	Low NOx Burner Technology w/ Overfire Air | Selective Catalytic Red	Baghouse	Halogenated PAC Sorbent Injection	ARP, CSNOX, CSOSG2E, CSSO2G1, MATS
MI	J H Campbell	1710	3	########	0	1	622	196.6	Measured	0.029	Calculated	700.1	Measured	0.105	Calculated	367.1	Measured	0.055	Measured	6675.2	Measured	Coal	Dry bottom wall-fired	Dry Lime FGD	Low NOx Burner Technology w/ Overfire Air | Selective Catalytic Red	Baghouse	Halogenated PAC Sorbent Injection	ARP, CSNOX, CSOSG2E, CSSO2G1, MATS
MI	J H Campbell	1710	3	########	1	1	623	238.2	Measured	0.035	Calculated	705.5	Measured	0.105	Calculated	336.4	Measured	0.05	Measured	6727.1	Measured	Coal	Dry bottom wall-fired	Dry Lime FGD	Low NOx Burner Technology w/ Overfire Air | Selective Catalytic Red	Baghouse	Halogenated PAC Sorbent Injection	ARP, CSNOX, CSOSG2E, CSSO2G1, MATS
MI	J H Campbell	1710	3	########	2	1	623	218.5	Measured	0.032	Calculated	706.5	Measured	0.105	Calculated	343.6	Measured	0.051	Measured	6736.5	Measured	Coal	Dry bottom wall-fired	Dry Lime FGD	Low NOx Burner Technology w/ Overfire Air | Selective Catalytic Red	Baghouse	Halogenated PAC Sorbent Injection	ARP, CSNOX, CSOSG2E, CSSO2G1, MATS
MI	J H Campbell	1710	3	########	3	1	622	193.3	Measured	0.029	Calculated	701	Measured	0.105	Calculated	340.9	Measured	0.051	Measured	6683.9	Measured	Coal	Dry bottom wall-fired	Dry Lime FGD	Low NOx Burner Technology w/ Overfire Air | Selective Catalytic Red	Baghouse	Halogenated PAC Sorbent Injection	ARP, CSNOX, CSOSG2E, CSSO2G1, MATS
MI	J H Campbell	1710	3	########	4	1	623	180.3	Measured	0.027	Calculated	706.7	Measured	0.105	Calculated	350.4	Measured	0.052	Measured	6737.8	Measured	Coal	Dry bottom wall-fired	Dry Lime FGD	Low NOx Burner Technology w/ Overfire Air | Selective Catalytic Red	Baghouse	Halogenated PAC Sorbent Injection	ARP, CSNOX, CSOSG2E, CSSO2G1, MATS
MI	J H Campbell	1710	3	########	5	1	621	173.7	Measured	0.026	Calculated	702	Measured	0.105	Calculated	348.1	Measured	0.052	Measured	6693.5	Measured	Coal	Dry bottom wall-fired	Dry Lime FGD	Low NOx Burner Technology w/ Overfire Air | Selective Catalytic Red	Baghouse	Halogenated PAC Sorbent Injection	ARP, CSNOX, CSOSG2E, CSSO2G1, MATS
MI	J H Campbell	1710	3	########	6	1	622	166.8	Measured	0.025	Calculated	703.5	Measured	0.105	Calculated	355.5	Measured	0.053	Measured	6708	Measured	Coal	Dry bottom wall-fired	Dry Lime FGD	Low NOx Burner Technology w/ Overfire Air | Selective Catalytic Red	Baghouse	Halogenated PAC Sorbent Injection	ARP, CSNOX, CSOSG2E, CSSO2G1, MATS
MI	J H Campbell	1710	3	########	7	1	623	168.6	Measured	0.025	Calculated	709.6	Measured	0.105	Calculated	338.3	Measured	0.05	Measured	6766	Measured	Coal	Dry bottom wall-fired	Dry Lime FGD	Low NOx Burner Technology w/ Overfire Air | Selective Catalytic Red	Baghouse	Halogenated PAC Sorbent Injection	ARP, CSNOX, CSOSG2E, CSSO2G1, MATS
MI	J H Campbell	1710	3	########	8	1	622	192.1	Measured	0.028	Calculated	709.4	Measured	0.105	Calculated	345	Measured	0.051	Measured	6764.2	Measured	Coal	Dry bottom wall-fired	Dry Lime FGD	Low NOx Burner Technology w/ Overfire Air | Selective Catalytic Red	Baghouse	Halogenated PAC Sorbent Injection	ARP, CSNOX, CSOSG2E, CSSO2G1, MATS
MI	J H Campbell	1710	3	########	9	1	622	192.4	Measured	0.028	Calculated	710.4	Measured	0.105	Calculated	359	Measured	0.053	Measured	6773.6	Measured	Coal	Dry bottom wall-fired	Dry Lime FGD	Low NOx Burner Technology w/ Overfire Air | Selective Catalytic Red	Baghouse	Halogenated PAC Sorbent Injection	ARP, CSNOX, CSOSG2E, CSSO2G1, MATS
MI	J H Campbell	1710	3	########	10	1	622	194.9	Measured	0.029	Calculated	713	Measured	0.105	Calculated	319.5	Measured	0.047	Measured	6798.3	Measured	Coal	Dry bottom wall-fired	Dry Lime FGD	Low NOx Burner Technology w/ Overfire Air | Selective Catalytic Red	Baghouse	Halogenated PAC Sorbent Injection	ARP, CSNOX, CSOSG2E, CSSO2G1, MATS
MI	J H Campbell	1710	3	########	11	1	623	171	Measured	0.025	Calculated	712.2	Measured	0.105	Calculated	332.7	Measured	0.049	Measured	6790.7	Measured	Coal	Dry bottom wall-fired	Dry Lime FGD	Low NOx Burner Technology w/ Overfire Air | Selective Catalytic Red	Baghouse	Halogenated PAC Sorbent Injection	ARP, CSNOX, CSOSG2E, CSSO2G1, MATS
MI	J H Campbell	1710	3	########	12	1	621	159.6	Measured	0.024	Calculated	710.2	Measured	0.105	Calculated	318.2	Measured	0.047	Measured	6771.1	Measured	Coal	Dry bottom wall-fired	Dry Lime FGD	Low NOx Burner Technology w/ Overfire Air | Selective Catalytic Red	Baghouse	Halogenated PAC Sorbent Injection	ARP, CSNOX, CSOSG2E, CSSO2G1, MATS
MI	J H Campbell	1710	3	########	13	1	622	170.6	Measured	0.025	Calculated	710.4	Measured	0.105	Calculated	311.6	Measured	0.046	Measured	6773.3	Measured	Coal	Dry bottom wall-fired	Dry Lime FGD	Low NOx Burner Technology w/ Overfire Air | Selective Catalytic Red	Baghouse	Halogenated PAC Sorbent Injection	ARP, CSNOX, CSOSG2E, CSSO2G1, MATS
MI	J H Campbell	1710	3	########	14	1	621	231.5	Measured	0.034	Calculated	713.4	Measured	0.105	Calculated	306.1	Measured	0.045	Measured	6802.4	Measured	Coal	Dry bottom wall-fired	Dry Lime FGD	Low NOx Burner Technology w/ Overfire Air | Selective Catalytic Red	Baghouse	Halogenated PAC Sorbent Injection	ARP, CSNOX, CSOSG2E, CSSO2G1, MATS
MI	J H Campbell	1710	3	########	15	1	621	447.5	Measured	0.066	Calculated	714.9	Measured	0.105	Calculated	320.4	Measured	0.047	Measured	6816.8	Measured	Coal	Dry bottom wall-fired	Dry Lime FGD	Low NOx Burner Technology w/ Overfire Air | Selective Catalytic Red	Baghouse	Halogenated PAC Sorbent Injection	ARP, CSNOX, CSOSG2E, CSSO2G1, MATS
MI	J H Campbell	1710	3	########	16	1	623	246.7	Measured	0.036	Calculated	715.4	Measured	0.105	Calculated	334.2	Measured	0.049	Measured	6821.4	Measured	Coal	Dry bottom wall-fired	Dry Lime FGD	Low NOx Burner Technology w/ Overfire Air | Selective Catalytic Red	Baghouse	Halogenated PAC Sorbent Injection	ARP, CSNOX, CSOSG2E, CSSO2G1, MATS
MI	J H Campbell	1710	3	########	17	1	622	234.2	Measured	0.035	Calculated	710.7	Measured	0.105	Calculated	338.8	Measured	0.05	Measured	6776.2	Measured	Coal	Dry bottom wall-fired	Dry Lime FGD	Low NOx Burner Technology w/ Overfire Air | Selective Catalytic Red	Baghouse	Halogenated PAC Sorbent Injection	ARP, CSNOX, CSOSG2E, CSSO2G1, MATS
MI	J H Campbell	1710	3	########	18	1	620	229.6	Measured	0.034	Calculated	707.8	Measured	0.105	Calculated	330.7	Measured	0.049	Measured	6748.7	Measured	Coal	Dry bottom wall-fired	Dry Lime FGD	Low NOx Burner Technology w/ Overfire Air | Selective Catalytic Red	Baghouse	Halogenated PAC Sorbent Injection	ARP, CSNOX, CSOSG2E, CSSO2G1, MATS
MI	J H Campbell	1710	3	########	19	1	623	217.9	Measured	0.032	Calculated	710.7	Measured	0.105	Calculated	311.7	Measured	0.046	Measured	6776.1	Measured	Coal	Dry bottom wall-fired	Dry Lime FGD	Low NOx Burner Technology w/ Overfire Air | Selective Catalytic Red	Baghouse	Halogenated PAC Sorbent Injection	ARP, CSNOX, CSOSG2E, CSSO2

MI	J H Campbell	1710	3	########	19	1	623	204.4	Measured	0.03	Calculated	714.4	Measured	0.105	Calculated	333.8	Measured	0.049	Measured	6811.6	Measured	Coal	Dry bottom wall-fired	Dry Lime FGD	Low NOx Burner Technology w/ Overfire Air	Selective Catalytic Red	Baghouse	Halogenated PAC Sorbent Injection	ARP, CSNOX, CSOSG2E, CSSO2G1, MATS
MI	J H Campbell	1710	3	########	20	1	623	202	Measured	0.03	Calculated	712.1	Measured	0.105	Calculated	312.3	Measured	0.046	Measured	6789.3	Measured	Coal	Dry bottom wall-fired	Dry Lime FGD	Low NOx Burner Technology w/ Overfire Air	Selective Catalytic Red	Baghouse	Halogenated PAC Sorbent Injection	ARP, CSNOX, CSOSG2E, CSSO2G1, MATS
MI	J H Campbell	1710	3	########	21	1	624	249.6	Measured	0.037	Calculated	714.1	Measured	0.105	Calculated	333.6	Measured	0.049	Measured	6808.9	Measured	Coal	Dry bottom wall-fired	Dry Lime FGD	Low NOx Burner Technology w/ Overfire Air	Selective Catalytic Red	Baghouse	Halogenated PAC Sorbent Injection	ARP, CSNOX, CSOSG2E, CSSO2G1, MATS
MI	J H Campbell	1710	3	########	22	1	624	284.4	Measured	0.042	Calculated	710.8	Measured	0.105	Calculated	332.1	Measured	0.049	Measured	6777	Measured	Coal	Dry bottom wall-fired	Dry Lime FGD	Low NOx Burner Technology w/ Overfire Air	Selective Catalytic Red	Baghouse	Halogenated PAC Sorbent Injection	ARP, CSNOX, CSOSG2E, CSSO2G1, MATS
MI	J H Campbell	1710	3	########	23	1	623	291.5	Measured	0.043	Calculated	710.5	Measured	0.105	Calculated	332	Measured	0.049	Measured	6774.7	Measured	Coal	Dry bottom wall-fired	Dry Lime FGD	Low NOx Burner Technology w/ Overfire Air	Selective Catalytic Red	Baghouse	Halogenated PAC Sorbent Injection	ARP, CSNOX, CSOSG2E, CSSO2G1, MATS
MI	J H Campbell	1710	3	########	0	1	622	235.8	Measured	0.035	Calculated	710.6	Measured	0.105	Calculated	318.5	Measured	0.047	Measured	6775.8	Measured	Coal	Dry bottom wall-fired	Dry Lime FGD	Low NOx Burner Technology w/ Overfire Air	Selective Catalytic Red	Baghouse	Halogenated PAC Sorbent Injection	ARP, CSNOX, CSOSG2E, CSSO2G1, MATS
MI	J H Campbell	1710	3	########	1	1	623	212	Measured	0.031	Calculated	709.3	Measured	0.105	Calculated	338.1	Measured	0.05	Measured	6762.9	Measured	Coal	Dry bottom wall-fired	Dry Lime FGD	Low NOx Burner Technology w/ Overfire Air	Selective Catalytic Red	Baghouse	Halogenated PAC Sorbent Injection	ARP, CSNOX, CSOSG2E, CSSO2G1, MATS
MI	J H Campbell	1710	3	########	2	1	624	214.4	Measured	0.032	Calculated	711.2	Measured	0.105	Calculated	345.8	Measured	0.051	Measured	6781.3	Measured	Coal	Dry bottom wall-fired	Dry Lime FGD	Low NOx Burner Technology w/ Overfire Air	Selective Catalytic Red	Baghouse	Halogenated PAC Sorbent Injection	ARP, CSNOX, CSOSG2E, CSSO2G1, MATS
MI	J H Campbell	1710	3	########	3	1	623	218.1	Measured	0.032	Calculated	711.4	Measured	0.105	Calculated	312	Measured	0.046	Measured	6783.3	Measured	Coal	Dry bottom wall-fired	Dry Lime FGD	Low NOx Burner Technology w/ Overfire Air	Selective Catalytic Red	Baghouse	Halogenated PAC Sorbent Injection	ARP, CSNOX, CSOSG2E, CSSO2G1, MATS
MI	J H Campbell	1710	3	########	4	1	622	235.2	Measured	0.035	Calculated	713.7	Measured	0.105	Calculated	333.4	Measured	0.049	Measured	6804.9	Measured	Coal	Dry bottom wall-fired	Dry Lime FGD	Low NOx Burner Technology w/ Overfire Air	Selective Catalytic Red	Baghouse	Halogenated PAC Sorbent Injection	ARP, CSNOX, CSOSG2E, CSSO2G1, MATS
MI	J H Campbell	1710	3	########	5	1	622	218.5	Measured	0.032	Calculated	712.8	Measured	0.105	Calculated	346.6	Measured	0.051	Measured	6796.7	Measured	Coal	Dry bottom wall-fired	Dry Lime FGD	Low NOx Burner Technology w/ Overfire Air	Selective Catalytic Red	Baghouse	Halogenated PAC Sorbent Injection	ARP, CSNOX, CSOSG2E, CSSO2G1, MATS
MI	J H Campbell	1710	3	########	6	1	622	203.4	Measured	0.03	Calculated	710.8	Measured	0.105	Calculated	338.8	Measured	0.05	Measured	6776.9	Measured	Coal	Dry bottom wall-fired	Dry Lime FGD	Low NOx Burner Technology w/ Overfire Air	Selective Catalytic Red	Baghouse	Halogenated PAC Sorbent Injection	ARP, CSNOX, CSOSG2E, CSSO2G1, MATS
MI	J H Campbell	1710	3	########	7	1	623	217.5	Measured	0.032	Calculated	709.5	Measured	0.105	Calculated	311.2	Measured	0.046	Measured	6764.8	Measured	Coal	Dry bottom wall-fired	Dry Lime FGD	Low NOx Burner Technology w/ Overfire Air	Selective Catalytic Red	Baghouse	Halogenated PAC Sorbent Injection	ARP, CSNOX, CSOSG2E, CSSO2G1, MATS
MI	J H Campbell	1710	3	########	8	1	624	238.7	Measured	0.035	Calculated	713.2	Measured	0.105	Calculated	299.2	Measured	0.044	Measured	6799.7	Measured	Coal	Dry bottom wall-fired	Dry Lime FGD	Low NOx Burner Technology w/ Overfire Air	Selective Catalytic Red	Baghouse	Halogenated PAC Sorbent Injection	ARP, CSNOX, CSOSG2E, CSSO2G1, MATS
MI	J H Campbell	1710	3	########	9	1	623	205.1	Measured	0.03	Calculated	716.7	Measured	0.105	Calculated	300.7	Measured	0.044	Measured	6833.9	Measured	Coal	Dry bottom wall-fired	Dry Lime FGD	Low NOx Burner Technology w/ Overfire Air	Selective Catalytic Red	Baghouse	Halogenated PAC Sorbent Injection	ARP, CSNOX, CSOSG2E, CSSO2G1, MATS
MI	J H Campbell	1710	3	########	10	1	623	189.3	Measured	0.028	Calculated	706.2	Measured	0.105	Calculated	309.7	Measured	0.046	Measured	6733.6	Measured	Coal	Dry bottom wall-fired	Dry Lime FGD	Low NOx Burner Technology w/ Overfire Air	Selective Catalytic Red	Baghouse	Halogenated PAC Sorbent Injection	ARP, CSNOX, CSOSG2E, CSSO2G1, MATS
MI	J H Campbell	1710	3	########	11	1	623	174.2	Measured	0.025	Calculated	717.9	Measured	0.105	Calculated	294.3	Measured	0.043	Measured	6844.6	Measured	Coal	Dry bottom wall-fired	Dry Lime FGD	Low NOx Burner Technology w/ Overfire Air	Selective Catalytic Red	Baghouse	Halogenated PAC Sorbent Injection	ARP, CSNOX, CSOSG2E, CSSO2G1, MATS
MI	J H Campbell	1710	3	########	12	1	623	188.3	Measured	0.028	Calculated	709.5	Measured	0.105	Calculated	270.6	Measured	0.04	Measured	6764.4	Measured	Coal	Dry bottom wall-fired	Dry Lime FGD	Low NOx Burner Technology w/ Overfire Air	Selective Catalytic Red	Baghouse	Halogenated PAC Sorbent Injection	ARP, CSNOX, CSOSG2E, CSSO2G1, MATS
MI	J H Campbell	1710	3	########	13	1	623	185.8	Measured	0.027	Calculated	713.8	Measured	0.105	Calculated	285.9	Measured	0.042	Measured	6806.2	Measured	Coal	Dry bottom wall-fired	Dry Lime FGD	Low NOx Burner Technology w/ Overfire Air	Selective Catalytic Red	Baghouse	Halogenated PAC Sorbent Injection	ARP, CSNOX, CSOSG2E, CSSO2G1, MATS
MI	J H Campbell	1710	3	########	14	1	625	179.4	Measured	0.026	Calculated	710.2	Measured	0.105	Calculated	291.2	Measured	0.043	Measured	6771.6	Measured	Coal	Dry bottom wall-fired	Dry Lime FGD	Low NOx Burner Technology w/ Overfire Air	Selective Catalytic Red	Baghouse	Halogenated PAC Sorbent Injection	ARP, CSNOX, CSOSG2E, CSSO2G1, MATS
MI	J H Campbell	1710	3	########	15	1	622	158.8	Measured	0.024	Calculated	708	Measured	0.105	Calculated	297	Measured	0.044	Measured	6750.9	Measured	Coal	Dry bottom wall-fired	Dry Lime FGD	Low NOx Burner Technology w/ Overfire Air	Selective Catalytic Red	Baghouse	Halogenated PAC Sorbent Injection	ARP, CSNOX, CSOSG2E, CSSO2G1, MATS
MI	J H Campbell	1710	3	########	16	1	622	186.3	Measured	0.028	Calculated	708.9	Measured	0.105	Calculated	297.4	Measured	0.044	Measured	6758.9	Measured	Coal	Dry bottom wall-fired	Dry Lime FGD	Low NOx Burner Technology w/ Overfire Air	Selective Catalytic Red	Baghouse	Halogenated PAC Sorbent Injection	ARP, CSNOX, CSOSG2E, CSSO2G1, MATS
MI	J H Campbell	1710	3	########	17	1	622	187.3	Measured	0.028	Calculated	712.5	Measured	0.105	Calculated	305.7	Measured	0.045	Measured	6793.5	Measured	Coal	Dry bottom wall-fired	Dry Lime FGD	Low NOx Burner Technology w/ Overfire Air	Selective Catalytic Red	Baghouse	Halogenated PAC Sorbent Injection	ARP, CSNOX, CSOSG2E, CSSO2G1, MATS
MI	J H Campbell	1710	3	########	18	1	623	173.4	Measured	0.025	Calculated	715.7	Measured	0.105	Calculated	313.9	Measured	0.046	Measured	6823.7	Measured	Coal	Dry bottom wall-fired	Dry Lime FGD	Low NOx Burner Technology w/ Overfire Air	Selective Catalytic Red	Baghouse	Halogenated PAC Sorbent Injection	ARP, CSNOX, CSOSG2E, CSSO2G1, MATS
MI	J H Campbell	1710	3	########	19	1	623	159	Measured	0.023	Calculated	717.3	Measured	0.105	Calculated	294.1	Measured	0.043	Measured	6839.4	Measured	Coal	Dry bottom wall-fired	Dry Lime FGD	Low NOx Burner Technology w/ Overfire Air	Selective Catalytic Red	Baghouse	Halogenated PAC Sorbent Injection	ARP, CSNOX, CSOSG2E, CSSO2G1, MATS
MI	J H Campbell	1710	3	########	20	1	622	152.5	Measured	0.022	Calculated	713	Measured	0.105	Calculated	271.9	Measured	0.04	Measured	6798.5	Measured	Coal	Dry bottom wall-fired	Dry Lime FGD	Low NOx Burner Technology w/ Overfire Air	Selective Catalytic Red	Baghouse	Halogenated PAC Sorbent Injection	ARP, CSNOX, CSOSG2E, CSSO2G1, MATS
MI	J H Campbell	1710	3	########	21	1	621	162.2	Measured	0.024	Calculated	715	Measured	0.105	Calculated	272.7	Measured	0.04	Measured	6817.4	Measured	Coal	Dry bottom wall-fired	Dry Lime FGD	Low NOx Burner Technology w/ Overfire Air	Selective Catalytic Red	Baghouse	Halogenated PAC Sorbent Injection	ARP, CSNOX, CSOSG2E, CSSO2G1, MATS
MI	J H Campbell	1710	3	########	22	1	623	156.5	Measured	0.023	Calculated	714.4	Measured	0.105	Calculated	279.3	Measured	0.041	Measured	6811.3	Measured	Coal	Dry bottom wall-fired	Dry Lime FGD	Low NOx Burner Technology w/ Overfire Air	Selective Catalytic Red	Baghouse	Halogenated PAC Sorbent Injection	ARP, CSNOX, CSOSG2E, CSSO2G1, MATS
MI	J H Campbell	1710	3	########	23	1	622	173	Measured	0.025	Calculated	714.2	Measured	0.105	Calculated	306.4	Measured	0.045	Measured	6809.6	Measured	Coal	Dry bottom wall-fired	Dry Lime FGD	Low NOx Burner Technology w/ Overfire Air	Selective Catalytic Red	Baghouse	Halogenated PAC Sorbent Injection	ARP, CSNOX, CSOSG2E, CSSO2G1, MATS
MI	J H Campbell	1710	3	########	0	1	621	171.2	Measured	0.025	Calculated	714.1	Measured	0.105	Calculated	340.5	Measured	0.05	Measured	6809.2	Measured	Coal	Dry bottom wall-fired	Dry Lime FGD	Low NOx Burner Technology w/ Overfire Air	Selective Catalytic Red	Baghouse	Halogenated PAC Sorbent Injection	ARP, CSNOX, CSOSG2E, CSSO2G1, MATS
MI	J H Campbell	1710	3	########	1	1	623	181.1	Measured	0.026	Calculated	717.2	Measured	0.105	Calculated	335.1	Measured	0.049	Measured	6838.5	Measured	Coal	Dry bottom wall-fired	Dry Lime FGD	Low NOx Burner Technology w/ Overfire Air	Selective Catalytic Red	Baghouse	Halogenated PAC Sorbent Injection	ARP, CSNOX, CSOSG2E, CSSO2G1, MATS
MI	J H Campbell	1710	3	########	2	1	624	177.1	Measured	0.026	Calculated	715.8	Measured	0.105	Calculated	334.4	Measured	0.049	Measured	6825.2	Measured	Coal	Dry bottom wall-fired	Dry Lime FGD	Low NOx Burner Technology w/ Overfire Air	Selective Catalytic Red	Baghouse	Halogenated PAC Sorbent Injection	ARP, CSNOX, CSOSG2E, CSSO2G1, MATS
MI	J H Campbell	1710	3	########	3	1	623	187.2	Measured	0.027	Calculated	719	Measured	0.105	Calculated	349.6	Measured	0.051	Measured	6855.2	Measured	Coal	Dry bottom wall-fired	Dry Lime FGD	Low NOx Burner Technology w/ Overfire Air	Selective Catalytic Red	Baghouse	Halogenated PAC Sorbent Injection	ARP, CSNOX, CSOSG2E, CSSO2G1, MATS
MI	J H Campbell	1710	3	########	4	1	622	179.6	Measured	0.026	Calculated	711	Measured	0.105	Calculated	332.2	Measured	0.049	Measured	6778.9	Measured	Coal	Dry bottom wall-fired	Dry Lime FGD	Low NOx Burner Technology w/ Overfire Air	Selective Catalytic Red	Baghouse	Halogenated PAC Sorbent Injection	ARP, CSNOX, CSOSG2E, CSSO2G1, MATS
MI	J H Campbell	1710	3	########	5	1	622	184	Measured	0.027	Calculated	714.1	Measured	0.105	Calculated	299.6	Measured	0.044	Measured	6808.8	Measured	Coal	Dry bottom wall-fired	Dry Lime FGD	Low NOx Burner Technology w/ Overfire Air	Selective Catalytic Red	Baghouse	Halogenated PAC Sorbent Injection	ARP, CSNOX, CSOSG2E, CSSO2G1, MATS
MI	J H Campbell	1710	3	########	6	1	623	193.6	Measured	0.028	Calculated	714.8	Measured	0.105	Calculated	299.9	Measured	0.044	Measured	6815.7	Measured	Coal	Dry bottom wall-fired	Dry Lime FGD	Low NOx Burner Technology w/ Overfire Air	Selective Catalytic Red	Baghouse	Halogenated PAC Sorbent Injection	ARP, CSNOX, CSOSG2E, CSSO2G1, MATS
MI	J H Campbell	1710	3	########	7	1	623	191.5	Measured	0.028	Calculated	713.9	Measured	0.105	Calculated	299.5	Measured	0.044	Measured	6806.5	Measured	Coal	Dry bottom wall-fired	Dry Lime FGD	Low NOx Burner Technology w/ Overfire Air	Selective Catalytic Red	Baghouse	Halogenated PAC Sorbent Injection	ARP, CSNOX, CSOSG2E, CSSO2G1, MATS
MI	J H Campbell	1710	3	########	8	1	622	186.1	Measured	0.027	Calculated	714	Measured	0.105	Calculated	299.6	Measured	0.044	Measured	6808	Measured	Coal	Dry bottom wall-fired	Dry Lime FGD	Low NOx Burner Technology w/ Overfire Air	Selective Catalytic Red	Baghouse	Halogenated PAC Sorbent Injection	ARP, CSNOX, CSOSG2E, CSSO2G1, MATS
MI	J H Campbell	1710	3	########	9	1	623	187.1	Measured	0.028	Calculated	711	Measured	0.105	Calculated	311.8	Measured	0.046	Measured	6778.8	Measured	Coal	Dry bottom wall-fired	Dry Lime FGD	Low NOx Burner Technology w/ Overfire Air	Selective Catalytic Red	Baghouse	Halogenated PAC Sorbent Injection	ARP, CSNOX, CSOSG2E, CSSO2G1, MATS
MI	J H Campbell	1710	3	########	10	1	623	210.6	Measured	0.031	Calculated	710.8	Measured	0.105	Calculated	311.7	Measured	0.046	Measured	6776.8	Measured	Coal	Dry bottom wall-fired	Dry Lime FGD	Low NOx Burner Technology w/ Overfire Air	Selective Catalytic Red	Baghouse	Halogenated PAC Sorbent Injection	ARP, CSNOX, CSOSG2E, CSSO2G1, MATS
MI	J H Campbell	1710	3	########	11	1	622	198	Measured	0.029	Calculated	711	Measured	0.105	Calculated	332.2	Measured	0.049	Measured	6778.9	Measured	Coal	Dry bottom wall-fired	Dry Lime FGD	Low NOx Burner Technology w/ Overfire Air	Selective Catalytic Red	Baghouse	Halogenated PAC Sorbent Injection	ARP, CSNOX, CSOSG2E, CSSO2G1, MATS
MI	J H Campbell	1710	3	########	12	1	622	196.1	Measured	0.029	Calculated	710.9	Measured	0.105	Calculated	318.6	Measured	0.047	Measured	6778.1	Measured	Coal	Dry bottom wall-fired	Dry Lime FGD	Low NOx Burner Technology w/ Overfire Air	Selective Catalytic Red	Baghouse	Halogenated PAC Sorbent Injection	ARP, CSNOX, CSOSG2E, CSSO2G1, MATS
MI	J H Campbell	1710	3	########	13	1	623	202.7	Measured	0.03	Calculated	714.9	Measured	0.105	Calculated	320.4	Measured	0.047	Measured	6816.3	Measured	Coal	Dry bottom wall-fired	Dry Lime FGD	Low NOx Burner Technology w/ Overfire Air	Selective Catalytic Red	Baghouse	Halogenated PAC Sorbent Injection	ARP, CSNOX, CSOSG2E, CSSO2G1, MATS
MI	J H Campbell	1710	3	########	14	1	622	222.9	Measured	0.033	Calculated	715	Measured	0.105	Calculated	306.8	Measured	0.045	Measured	6817.8	Measured	Coal	Dry bottom wall-fired	Dry Lime FGD	Low NOx Burner Technology w/ Overfire Air	Selective Catalytic Red	Baghouse	Halogenated PAC Sorbent Injection	ARP, CSNOX, CSOSG2E, CSSO2G1, MATS
MI	J H Campbell	1710	3	########	15	1	623	213.1	Measured	0.031	Calculated	713.1	Measured	0.105	Calculated	312.7	Measured	0.046	Measured	6798.9	Measured	Coal	Dry bottom wall-fired	Dry Lime FGD	Low NOx Burner Technology w/ Overfire Air	Selective Catalytic Red	Baghouse	Halogenated PAC Sorbent Injection	ARP, CSNOX, CSOSG2E, CSSO2G1, MATS
MI	J H Campbell	1710	3	########	16	1	624	199.3	Measured	0.029	Calculated	709.2	Measured	0.105	Calculated	317.8	Measured	0.047	Measured	6762.2	Measured	Coal	Dry bottom wall-fired	Dry Lime FGD	Low NOx Burner Technology w/ Overfire Air	Selective Catalytic Red	Baghouse	Halogenated PAC Sorbent Injection	ARP, CSNOX, CSOSG2E, CSSO2G1, MATS
MI	J H Campbell	1710	3	########	17	1	621	195.9	Measured	0.029	Calculated	710.1	Measured	0.105	Calculated	338.5	Measured	0.05	Measured	6770.8	Measured	Coal	Dry bottom wall-fired	Dry Lime FGD	Low NOx Burner Technology w/ Overfire Air	Selective Catalytic Red	Baghouse	Halogenated PAC Sorbent Injection	ARP, CSNOX, CSOSG2E, CSSO2G1, MATS
MI	J H Campbell	1710	3	########	18	1	622	218	Measured	0.032	Calculated	705	Measured	0.105	Calculated	336.1	Measured	0.05	Measured	6721.7	Measured	Coal	Dry bottom wall-fired	Dry Lime FGD	Low NOx Burner Technology w/ Overfire Air	Selective Catalytic Red	Baghouse	Halogenated PAC Sorbent Injection	ARP, CSNOX, CSOSG2E, CSSO2G1, MATS
MI	J H Campbell	1710	3	########	19	1	624	219.8	Measured	0.032	Calculated	711.1	Measured	0.105	Calculated	339	Measured	0.05	Measured	6779.7	Measured	Coal	Dry bottom wall-fired	Dry Lime FGD	Low NOx Burner Technology w/ Overfire Air	Selective Catalytic Red	Baghouse	Halogenated PAC Sorbent Injection	ARP, CSNOX, CSOSG2E, CSSO2G1, MATS
MI	J H Campbell	1710	3	########	20	1	624	214.7	Measured	0.032	Calculated	705.9	Measured	0.105	Calculated	343.3	Measured	0.051	Measured	6730.7	Measured	Coal	Dry bottom wall-fired	Dry Lime FGD	Low NOx Burner Technology w/ Overfire Air	Selective Catalytic Red	Baghouse	Halogenated PAC Sorbent Injection	ARP, CSNOX, CSOSG2E, CSSO2G1, MATS
MI	J H Campbell	1710	3	########	21	1	622	199.3	Measured	0.03	Calculated	703	Measured	0.105	Calculated	335.2	Measured	0.05	Measured	6703	Measured	Coal	Dry bottom wall-fired	Dry Lime FGD	Low NOx Burner Technology w/ Overfire Air	Selective Catalytic Red	Baghouse	Halogenated PAC Sorbent Injection	ARP, CSNOX, CSOSG2E, CSSO2G1, MATS
MI	J H Campbell	1710	3	########	22	1	623	215.1	Measured	0.032	Calculated	707.4	Measured	0.105	Calculated	330.5	Measured	0.049	Measured	6745.1	Measured	Coal	Dry bottom wall-fired	Dry Lime FGD	Low NOx Burner Technology w/ Overfire Air	Selective Catalytic Red	Baghouse	Halogenated PAC Sorbent Injection	ARP, CSNOX, CSOSG2E, CSSO2G1, MATS
MI	J H Campbell	1710	3	########	23	1	624	229.2	Measured	0.034	Calculated	705.9	Measured	0.105	Calculated	356.7	Measured	0.053	Measured	6730.1	Measured	Coal	Dry bottom wall-fired	Dry Lime FGD	Low NOx Burner Technology w/ Overfire Air	Selective Catalytic Red	Baghouse	Halogenated PAC Sorbent Injection	ARP, CSNOX, CSOSG2E, CSSO2G1, MATS
MI	J H Campbell	1710	3	########	0	1	623	242.2	Measured	0.036	Calculated	707.4	Measured	0.105	Calculated	357.5	Measured	0.053	Measured	6744.8	Measured	Coal	Dry bottom wall-fired	Dry Lime FGD	Low NOx Burner Technology w/ Overfire Air	Selective Catalytic Red	Baghouse	Halogenated PAC Sorbent Injection	ARP, CSNOX, CSOSG2E, CSSO2G1, MATS
MI	J H Campbell	1710	3	########	1	1	624	245.4	Measured	0.036	Calculated	706.4	Measured	0.105	Calculated	370.5	Measured	0.055	Measured	6735.5	Measured	Coal	Dry bottom wall-fired	Dry Lime FGD	Low NOx Burner Technology w/ Overfire Air	Selective Catalytic Red	Baghouse	Halogenated PAC Sorbent Injection	ARP, CSNOX, CSOSG2E, CSSO2G1, MATS
MI	J H Campbell	1710	3	########	2	1	623	263.2	Measured	0.039	Calculated	705.7	Measured	0.105	Calculated	383.5	Measured	0.057	Measured	6728.9	Measured	Coal	Dry bottom wall-fired	Dry Lime FGD	Low NOx Burner Technology w/ Overfire Air	Selective Catalytic Red	Baghouse	Halogenated PAC Sorbent Injection	ARP, CSNOX, CSOSG2E, CSSO2G1, MATS
MI	J H Campbell	1710	3	########	3	1	623	261	Measured	0.039	Calculated	704.7	Measured	0.105	Calculated	369.6	Measured	0.055	Measured	6719.3	Measured	Coal	Dry bottom wall-fired	Dry Lime FGD	Low NOx Burner Technology w/ Overfire Air	Selective Catalytic Red	Baghouse	Halogenated PAC Sorbent Injection	ARP, CSNOX, CSOSG2E, CSSO2G1, MATS
MI	J H Campbell	1710	3	########	4	1	622	292.1	Measured	0.044	Calculated	701.5	Measured	0.105	Calculated	367.9	Measured	0.055	Measured	6688.8	Measured	Coal	Dry bottom wall-fired	Dry Lime FGD	Low NOx Burner Technology w/ Overfire Air	Selective Catalytic Red	Baghouse	Halogenated PAC Sorbent Injection	ARP, CSNOX, CSOSG2E, CSSO2G1, MATS
MI	J H Campbell	1710	3	########	5	1	623	322.1	Measured	0.048	Calculated	704.3	Measured	0.105	Calculated	396.2	Measured	0.059	Measured	6715.2	Measured	Coal	Dry bottom wall-fired	Dry Lime FGD	Low NOx Burner Technology w/ Overfire Air	Selective Catalytic Red	Baghouse	Halogenated PAC Sorbent Injection	ARP, CSNOX, CSOSG2E, CSSO2G1, MATS
MI	J H Campbell	1710	3	########	6	1	623	320.4	Measured	0.048	Calculated	700.7	Measured	0.105	Calculated	414.2	Measured	0.062	Measured	6680.9	Measured	Coal	Dry bottom wall-fired	Dry Lime FGD	Low NOx Burner Technology w/ Overfire Air	Selective Catalytic Red	Baghouse	Halogenated PAC Sorbent Injection	ARP, CSNOX, CSOSG2E, CSSO2G1, MATS
MI	J H Campbell	1710	3	########	7	1	623	192	Measured	0.029	Calculated	702.5	Measured	0.105	Calculated	355	Measured	0.053	Measured	6698.2	Measured	Coal	Dry bottom wall-fired	Dry Lime FGD	Low NOx Burner Technology w/ Overfire Air	Selective Catalytic Red	Baghouse	Halogenated PAC Sorbent Injection	ARP, CSNOX, CSOSG2E, CSSO2G1, MATS
MI	J H Campbell	1710	3	########	8	1	626	152.8	Measured	0.023	Calculated	703.9	Measured	0.105	Calculated	355.7	Measured	0.053	Measured	6711.4	Measured	Coal	Dry bottom wall-fired	Dry Lime FGD	Low NOx Burner Technology w/ Overfire Air	Selective Catalytic Red	Baghouse	Halogenated PAC Sorbent Injection	ARP, CSNOX, CSOSG2E, CSSO2G1, MATS
MI	J H Campbell	1710	3	########	9	1	623	161.1	Measured	0.024	Calculated	700.9	Measured	0.105	Calculated	360.9	Measured	0.054	Measured	6682.7	Measured	Coal	Dry bottom wall-fired	Dry Lime FGD	Low NOx Burner Technology w/ Overfire Air	Selective Catalytic Red	Baghouse	Halogenated PAC Sorbent Injection	ARP, CSNOX, CSOSG2E, CSSO2G1, MATS
MI	J H Campbell	1710	3	########	10	1	625	147.9	Measured	0.022	Calculated	706.1	Measured	0.105	Calculated	377	Measured	0.056	Measured	6732.3	Measured	Coal	Dry bottom wall-fired	Dry Lime FGD	Low NOx Burner Technology w/ Overfire Air	Selective Catalytic Red	Baghouse	Halogenated PAC Sorbent Injection	ARP, CSNOX, CSOSG2E, CSSO2G1, MATS
MI	J H Campbell	1710	3	########	11	1	623	136.6	Measured	0.02	Calculated	703.4	Measured	0.105	Calculated	375.6	Measured	0.056	Measured	6706.3	Measured	Coal	Dry bottom wall-fired	Dry Lime FGD	Low NOx Burner Technology w/ Overfire Air	Selective Catalytic Red	Baghouse	Halogenated PAC Sorbent Injection	ARP, CSNOX, CSOSG2E, CSSO2G1, MATS
MI	J H Campbell	1710	3	########	12	1	622	177.5	Measured	0.026	Calculated	709.1	Measured	0.105	Calculated	371.9	Measured	0.055	Measured	6761.4	Measured	Coal	Dry bottom wall-fired	Dry Lime FGD	Low NOx Burner Technology w/ Overfire Air	Selective Catalytic Red	Baghouse	Halogenated PAC Sorbent Injection	ARP, CSNOX, CSOSG2E, CSSO2G1, MATS
MI	J H Campbell	1710	3	########	13	1	624	169.9	Measured	0.025	Calculated	709	Measured	0.105	Calculated	378.6	Measured	0.056	Measured	6760.3	Measured	Coal	Dry bottom wall-fired	Dry Lime FGD	Low NOx Burner Technology w/ Overfire Air	Selective Catalytic Red	Baghouse	Halogenated PAC Sorbent Injection	ARP, CSNOX, CSOSG2E, CSSO2G1, MATS
MI	J H Campbell	1710	3	########	14	1	623	168.7	Measured	0.025	Calculated	711.3	Measured	0.105	Calculated	379.8	Measured	0.056	Measured	6781.9	Measured	Coal	Dry bottom wall-fired	Dry Lime FGD	Low NOx Burner Technology w/ Overfire Air	Selective Catalytic Red	Baghouse	Halogenated PAC Sorbent Injection	ARP, CSNOX, CSOSG2E, CSSO2G1, MATS
MI	J H Campbell	1710	3	########	15	1	623	209.9	Measured	0.031	Calculated	708.3	Measured	0.105	Calculated	378.2	Measured	0.056	Measured	6753.8	Measured	Coal	Dry bottom wall-fired	Dry Lime FGD	Low NOx Burner Technology w/ Overfire Air	Selective Catalytic Red	Baghouse	Halogenated PAC Sorbent Injection	ARP, CSNOX, CSOSG2E, CSSO2G1, MATS
MI	J H Campbell	1710	3	########	16	1	622	195.8	Measured	0.029	Calculated	709.8	Measured	0.105	Calculated	345.2	Measured	0.051	Measured	6768.2	Measured	Coal	Dry bottom wall-fired	Dry Lime FGD	Low NOx Burner Technology w/ Overfire Air	Selective Catalytic Red	Baghouse	Halogenated PAC Sorbent Injection	ARP, CSNOX, CSOSG2E, CSSO2G1, MATS
MI	J H Campbell	1710	3	########	17	1	622	195.3	Measured	0.029	Calculated	708.1	Measured	0.105	Calculated	337.6	Measured	0.05	Measured	6751.8	Measured	Coal	Dry bottom wall-fired	Dry Lime FGD	Low NOx Burner Technology w/ Overfire Air	Selective Catalytic Red	Baghouse	Halogenated PAC Sorbent Injection	ARP, CSNOX, CSOSG2E, CSSO2G1, MATS
MI	J H Campbell	1710	3	########	18	1	622	184.6	Measured	0.027	Calculated	709.3	Measured	0.105	Calculated	344.9	Measured	0.051	Measured	6763.4	Measured	Coal	Dry bottom wall-fired	Dry Lime FGD	Low NOx Burner Technology w/ Overfire Air	Selective Catalytic Red	Baghouse	Halogenated PAC Sorbent Injection	ARP, CSNOX, CSOSG2E, CSSO2G1, MATS
MI	J H Campbell	1710	3	########	19	1	623	193	Measured	0.029	Calculated	706.6

| | | |

MI	J H Campbell	1710	3	########	17	1	625	294.1	Measured	0.044	Calculated	703.9	Measured	0.105	Calculated	288.6	Measured	0.043	Measured	6711.2	Measured	Coal	Dry bottom wall-fired	Dry Lime FGD	Low NOx Burner Technology w/ Overfire Air	Selective Catalytic Red	Baghouse	Halogenated PAC Sorbent Injection	ARP, CSNOX, CSOSG2E, CSSO2G1, MATS
MI	J H Campbell	1710	3	########	18	1	625	283.3	Measured	0.042	Calculated	708.1	Measured	0.105	Calculated	297.1	Measured	0.044	Measured	6751.3	Measured	Coal	Dry bottom wall-fired	Dry Lime FGD	Low NOx Burner Technology w/ Overfire Air	Selective Catalytic Red	Baghouse	Halogenated PAC Sorbent Injection	ARP, CSNOX, CSOSG2E, CSSO2G1, MATS
MI	J H Campbell	1710	3	########	19	1	625	294.7	Measured	0.044	Calculated	701.1	Measured	0.105	Calculated	300.8	Measured	0.045	Measured	6684.8	Measured	Coal	Dry bottom wall-fired	Dry Lime FGD	Low NOx Burner Technology w/ Overfire Air	Selective Catalytic Red	Baghouse	Halogenated PAC Sorbent Injection	ARP, CSNOX, CSOSG2E, CSSO2G1, MATS
MI	J H Campbell	1710	3	########	20	1	624	323.3	Measured	0.049	Calculated	695.4	Measured	0.105	Calculated	291.7	Measured	0.044	Measured	6630.5	Measured	Coal	Dry bottom wall-fired	Dry Lime FGD	Low NOx Burner Technology w/ Overfire Air	Selective Catalytic Red	Baghouse	Halogenated PAC Sorbent Injection	ARP, CSNOX, CSOSG2E, CSSO2G1, MATS
MI	J H Campbell	1710	3	########	21	1	623	315.3	Measured	0.048	Calculated	691.2	Measured	0.105	Calculated	270.2	Measured	0.041	Measured	6590.7	Measured	Coal	Dry bottom wall-fired	Dry Lime FGD	Low NOx Burner Technology w/ Overfire Air	Selective Catalytic Red	Baghouse	Halogenated PAC Sorbent Injection	ARP, CSNOX, CSOSG2E, CSSO2G1, MATS
MI	J H Campbell	1710	3	########	22	1	625	303.4	Measured	0.046	Calculated	696.5	Measured	0.105	Calculated	292.2	Measured	0.044	Measured	6640.8	Measured	Coal	Dry bottom wall-fired	Dry Lime FGD	Low NOx Burner Technology w/ Overfire Air	Selective Catalytic Red	Baghouse	Halogenated PAC Sorbent Injection	ARP, CSNOX, CSOSG2E, CSSO2G1, MATS
MI	J H Campbell	1710	3	########	23	1	624	308	Measured	0.046	Calculated	694.7	Measured	0.105	Calculated	298.1	Measured	0.045	Measured	6623.9	Measured	Coal	Dry bottom wall-fired	Dry Lime FGD	Low NOx Burner Technology w/ Overfire Air	Selective Catalytic Red	Baghouse	Halogenated PAC Sorbent Injection	ARP, CSNOX, CSOSG2E, CSSO2G1, MATS
MI	J H Campbell	1710	3	########	0	1	623	317.8	Measured	0.049	Calculated	686.7	Measured	0.105	Calculated	288.1	Measured	0.044	Measured	6547.1	Measured	Coal	Dry bottom wall-fired	Dry Lime FGD	Low NOx Burner Technology w/ Overfire Air	Selective Catalytic Red	Baghouse	Halogenated PAC Sorbent Injection	ARP, CSNOX, CSOSG2E, CSSO2G1, MATS
MI	J H Campbell	1710	3	########	1	1	624	294.8	Measured	0.045	Calculated	691.3	Measured	0.105	Calculated	296.6	Measured	0.045	Measured	6591.2	Measured	Coal	Dry bottom wall-fired	Dry Lime FGD	Low NOx Burner Technology w/ Overfire Air	Selective Catalytic Red	Baghouse	Halogenated PAC Sorbent Injection	ARP, CSNOX, CSOSG2E, CSSO2G1, MATS
MI	J H Campbell	1710	3	########	2	1	624	287.6	Measured	0.044	Calculated	687	Measured	0.105	Calculated	294.8	Measured	0.045	Measured	6550.7	Measured	Coal	Dry bottom wall-fired	Dry Lime FGD	Low NOx Burner Technology w/ Overfire Air	Selective Catalytic Red	Baghouse	Halogenated PAC Sorbent Injection	ARP, CSNOX, CSOSG2E, CSSO2G1, MATS
MI	J H Campbell	1710	3	########	3	1	623	308.6	Measured	0.047	Calculated	690	Measured	0.105	Calculated	296.1	Measured	0.045	Measured	6579	Measured	Coal	Dry bottom wall-fired	Dry Lime FGD	Low NOx Burner Technology w/ Overfire Air	Selective Catalytic Red	Baghouse	Halogenated PAC Sorbent Injection	ARP, CSNOX, CSOSG2E, CSSO2G1, MATS
MI	J H Campbell	1710	3	########	4	1	623	326.5	Measured	0.05	Calculated	683.8	Measured	0.105	Calculated	306.5	Measured	0.047	Measured	6520.3	Measured	Coal	Dry bottom wall-fired	Dry Lime FGD	Low NOx Burner Technology w/ Overfire Air	Selective Catalytic Red	Baghouse	Halogenated PAC Sorbent Injection	ARP, CSNOX, CSOSG2E, CSSO2G1, MATS
MI	J H Campbell	1710	3	########	5	1	622	344.6	Measured	0.053	Calculated	687.7	Measured	0.105	Calculated	295.1	Measured	0.045	Measured	6556.8	Measured	Coal	Dry bottom wall-fired	Dry Lime FGD	Low NOx Burner Technology w/ Overfire Air	Selective Catalytic Red	Baghouse	Halogenated PAC Sorbent Injection	ARP, CSNOX, CSOSG2E, CSSO2G1, MATS
MI	J H Campbell	1710	3	########	6	1	622	317.2	Measured	0.048	Calculated	690.8	Measured	0.105	Calculated	309.6	Measured	0.047	Measured	6587	Measured	Coal	Dry bottom wall-fired	Dry Lime FGD	Low NOx Burner Technology w/ Overfire Air	Selective Catalytic Red	Baghouse	Halogenated PAC Sorbent Injection	ARP, CSNOX, CSOSG2E, CSSO2G1, MATS
MI	J H Campbell	1710	3	########	7	1	623	296.8	Measured	0.045	Calculated	689.8	Measured	0.105	Calculated	322.3	Measured	0.049	Measured	6577.2	Measured	Coal	Dry bottom wall-fired	Dry Lime FGD	Low NOx Burner Technology w/ Overfire Air	Selective Catalytic Red	Baghouse	Halogenated PAC Sorbent Injection	ARP, CSNOX, CSOSG2E, CSSO2G1, MATS
MI	J H Campbell	1710	3	########	8	1	622	231.3	Measured	0.035	Calculated	689.7	Measured	0.105	Calculated	289.3	Measured	0.044	Measured	6575.7	Measured	Coal	Dry bottom wall-fired	Dry Lime FGD	Low NOx Burner Technology w/ Overfire Air	Selective Catalytic Red	Baghouse	Halogenated PAC Sorbent Injection	ARP, CSNOX, CSOSG2E, CSSO2G1, MATS
MI	J H Campbell	1710	3	########	9	1	624	236.7	Measured	0.036	Calculated	694.9	Measured	0.105	Calculated	271.7	Measured	0.041	Measured	6626	Measured	Coal	Dry bottom wall-fired	Dry Lime FGD	Low NOx Burner Technology w/ Overfire Air	Selective Catalytic Red	Baghouse	Halogenated PAC Sorbent Injection	ARP, CSNOX, CSOSG2E, CSSO2G1, MATS
MI	J H Campbell	1710	3	########	10	1	626	293.3	Measured	0.044	Calculated	700.7	Measured	0.105	Calculated	287.3	Measured	0.043	Measured	6681.1	Measured	Coal	Dry bottom wall-fired	Dry Lime FGD	Low NOx Burner Technology w/ Overfire Air	Selective Catalytic Red	Baghouse	Halogenated PAC Sorbent Injection	ARP, CSNOX, CSOSG2E, CSSO2G1, MATS
MI	J H Campbell	1710	3	########	11	1	628	291.5	Measured	0.043	Calculated	706.8	Measured	0.105	Calculated	283.1	Measured	0.042	Measured	6739.5	Measured	Coal	Dry bottom wall-fired	Dry Lime FGD	Low NOx Burner Technology w/ Overfire Air	Selective Catalytic Red	Baghouse	Halogenated PAC Sorbent Injection	ARP, CSNOX, CSOSG2E, CSSO2G1, MATS
MI	J H Campbell	1710	3	########	12	1	624	274.4	Measured	0.041	Calculated	700.6	Measured	0.105	Calculated	267.2	Measured	0.04	Measured	6679.9	Measured	Coal	Dry bottom wall-fired	Dry Lime FGD	Low NOx Burner Technology w/ Overfire Air	Selective Catalytic Red	Baghouse	Halogenated PAC Sorbent Injection	ARP, CSNOX, CSOSG2E, CSSO2G1, MATS
MI	J H Campbell	1710	3	########	13	1	624	312.5	Measured	0.047	Calculated	702.8	Measured	0.105	Calculated	281.4	Measured	0.042	Measured	6701	Measured	Coal	Dry bottom wall-fired	Dry Lime FGD	Low NOx Burner Technology w/ Overfire Air	Selective Catalytic Red	Baghouse	Halogenated PAC Sorbent Injection	ARP, CSNOX, CSOSG2E, CSSO2G1, MATS
MI	J H Campbell	1710	3	########	14	1	623	349.7	Measured	0.052	Calculated	706.7	Measured	0.105	Calculated	262.8	Measured	0.039	Measured	6738.3	Measured	Coal	Dry bottom wall-fired	Dry Lime FGD	Low NOx Burner Technology w/ Overfire Air	Selective Catalytic Red	Baghouse	Halogenated PAC Sorbent Injection	ARP, CSNOX, CSOSG2E, CSSO2G1, MATS
MI	J H Campbell	1710	3	########	15	1	625	266.9	Measured	0.039	Calculated	710.7	Measured	0.105	Calculated	284.6	Measured	0.042	Measured	6776.4	Measured	Coal	Dry bottom wall-fired	Dry Lime FGD	Low NOx Burner Technology w/ Overfire Air	Selective Catalytic Red	Baghouse	Halogenated PAC Sorbent Injection	ARP, CSNOX, CSOSG2E, CSSO2G1, MATS
MI	J H Campbell	1710	3	########	16	1	623	301.4	Measured	0.044	Calculated	712.6	Measured	0.105	Calculated	285.4	Measured	0.042	Measured	6794.4	Measured	Coal	Dry bottom wall-fired	Dry Lime FGD	Low NOx Burner Technology w/ Overfire Air	Selective Catalytic Red	Baghouse	Halogenated PAC Sorbent Injection	ARP, CSNOX, CSOSG2E, CSSO2G1, MATS
MI	J H Campbell	1710	3	########	17	1	624	311.4	Measured	0.046	Calculated	710.9	Measured	0.105	Calculated	291.4	Measured	0.043	Measured	6777.9	Measured	Coal	Dry bottom wall-fired	Dry Lime FGD	Low NOx Burner Technology w/ Overfire Air	Selective Catalytic Red	Baghouse	Halogenated PAC Sorbent Injection	ARP, CSNOX, CSOSG2E, CSSO2G1, MATS
MI	J H Campbell	1710	3	########	18	1	623	340.2	Measured	0.05	Calculated	713.1	Measured	0.105	Calculated	278.8	Measured	0.041	Measured	6799.4	Measured	Coal	Dry bottom wall-fired	Dry Lime FGD	Low NOx Burner Technology w/ Overfire Air	Selective Catalytic Red	Baghouse	Halogenated PAC Sorbent Injection	ARP, CSNOX, CSOSG2E, CSSO2G1, MATS
MI	J H Campbell	1710	3	########	19	1	623	323.2	Measured	0.047	Calculated	715.3	Measured	0.105	Calculated	300.1	Measured	0.044	Measured	6820	Measured	Coal	Dry bottom wall-fired	Dry Lime FGD	Low NOx Burner Technology w/ Overfire Air	Selective Catalytic Red	Baghouse	Halogenated PAC Sorbent Injection	ARP, CSNOX, CSOSG2E, CSSO2G1, MATS
MI	J H Campbell	1710	3	########	20	1	624	357.9	Measured	0.052	Calculated	716.3	Measured	0.105	Calculated	293.7	Measured	0.043	Measured	6829.9	Measured	Coal	Dry bottom wall-fired	Dry Lime FGD	Low NOx Burner Technology w/ Overfire Air	Selective Catalytic Red	Baghouse	Halogenated PAC Sorbent Injection	ARP, CSNOX, CSOSG2E, CSSO2G1, MATS
MI	J H Campbell	1710	3	########	21	1	624	336.8	Measured	0.049	Calculated	717.4	Measured	0.105	Calculated	314.6	Measured	0.046	Measured	6840.1	Measured	Coal	Dry bottom wall-fired	Dry Lime FGD	Low NOx Burner Technology w/ Overfire Air	Selective Catalytic Red	Baghouse	Halogenated PAC Sorbent Injection	ARP, CSNOX, CSOSG2E, CSSO2G1, MATS
MI	J H Campbell	1710	3	########	22	1	626	311.9	Measured	0.046	Calculated	718	Measured	0.105	Calculated	335.5	Measured	0.049	Measured	6846.3	Measured	Coal	Dry bottom wall-fired	Dry Lime FGD	Low NOx Burner Technology w/ Overfire Air	Selective Catalytic Red	Baghouse	Halogenated PAC Sorbent Injection	ARP, CSNOX, CSOSG2E, CSSO2G1, MATS
MI	J H Campbell	1710	3	########	23	1	626	324.8	Measured	0.047	Calculated	718.8	Measured	0.105	Calculated	308.4	Measured	0.045	Measured	6853.9	Measured	Coal	Dry bottom wall-fired	Dry Lime FGD	Low NOx Burner Technology w/ Overfire Air	Selective Catalytic Red	Baghouse	Halogenated PAC Sorbent Injection	ARP, CSNOX, CSOSG2E, CSSO2G1, MATS
MI	J H Campbell	1710	3	########	0	1	625	225.5	Measured	0.033	Calculated	718.6	Measured	0.105	Calculated	294.6	Measured	0.043	Measured	6851.9	Measured	Coal	Dry bottom wall-fired	Dry Lime FGD	Low NOx Burner Technology w/ Overfire Air	Selective Catalytic Red	Baghouse	Halogenated PAC Sorbent Injection	ARP, CSNOX, CSOSG2E, CSSO2G1, MATS
MI	J H Campbell	1710	3	########	1	1	625	264.3	Measured	0.038	Calculated	722.2	Measured	0.105	Calculated	309.9	Measured	0.045	Measured	6886.3	Measured	Coal	Dry bottom wall-fired	Dry Lime FGD	Low NOx Burner Technology w/ Overfire Air	Selective Catalytic Red	Baghouse	Halogenated PAC Sorbent Injection	ARP, CSNOX, CSOSG2E, CSSO2G1, MATS
MI	J H Campbell	1710	3	########	2	1	624	297	Measured	0.043	Calculated	723.2	Measured	0.105	Calculated	310.3	Measured	0.045	Measured	6895.2	Measured	Coal	Dry bottom wall-fired	Dry Lime FGD	Low NOx Burner Technology w/ Overfire Air	Selective Catalytic Red	Baghouse	Halogenated PAC Sorbent Injection	ARP, CSNOX, CSOSG2E, CSSO2G1, MATS
MI	J H Campbell	1710	3	########	3	1	623	337.5	Measured	0.049	Calculated	717.4	Measured	0.105	Calculated	294.1	Measured	0.043	Measured	6839.9	Measured	Coal	Dry bottom wall-fired	Dry Lime FGD	Low NOx Burner Technology w/ Overfire Air	Selective Catalytic Red	Baghouse	Halogenated PAC Sorbent Injection	ARP, CSNOX, CSOSG2E, CSSO2G1, MATS
MI	J H Campbell	1710	3	########	4	1	625	297.1	Measured	0.043	Calculated	723.3	Measured	0.105	Calculated	310.3	Measured	0.045	Measured	6896.6	Measured	Coal	Dry bottom wall-fired	Dry Lime FGD	Low NOx Burner Technology w/ Overfire Air	Selective Catalytic Red	Baghouse	Halogenated PAC Sorbent Injection	ARP, CSNOX, CSOSG2E, CSSO2G1, MATS
MI	J H Campbell	1710	3	########	5	1	623	288.5	Measured	0.042	Calculated	724.3	Measured	0.105	Calculated	310.8	Measured	0.045	Measured	6906.1	Measured	Coal	Dry bottom wall-fired	Dry Lime FGD	Low NOx Burner Technology w/ Overfire Air	Selective Catalytic Red	Baghouse	Halogenated PAC Sorbent Injection	ARP, CSNOX, CSOSG2E, CSSO2G1, MATS
MI	J H Campbell	1710	3	########	6	1	624	319.3	Measured	0.046	Calculated	720.6	Measured	0.105	Calculated	295.4	Measured	0.043	Measured	6870.8	Measured	Coal	Dry bottom wall-fired	Dry Lime FGD	Low NOx Burner Technology w/ Overfire Air	Selective Catalytic Red	Baghouse	Halogenated PAC Sorbent Injection	ARP, CSNOX, CSOSG2E, CSSO2G1, MATS
MI	J H Campbell	1710	3	########	7	1	624	292	Measured	0.043	Calculated	719.8	Measured	0.105	Calculated	295.1	Measured	0.043	Measured	6862.7	Measured	Coal	Dry bottom wall-fired	Dry Lime FGD	Low NOx Burner Technology w/ Overfire Air	Selective Catalytic Red	Baghouse	Halogenated PAC Sorbent Injection	ARP, CSNOX, CSOSG2E, CSSO2G1, MATS
MI	J H Campbell	1710	3	########	8	1	625	348.8	Measured	0.051	Calculated	722.3	Measured	0.105	Calculated	268.6	Measured	0.039	Measured	6887.3	Measured	Coal	Dry bottom wall-fired	Dry Lime FGD	Low NOx Burner Technology w/ Overfire Air	Selective Catalytic Red	Baghouse	Halogenated PAC Sorbent Injection	ARP, CSNOX, CSOSG2E, CSSO2G1, MATS
MI	J H Campbell	1710	3	########	9	1	625	339.1	Measured	0.049	Calculated	724.6	Measured	0.105	Calculated	269.5	Measured	0.039	Measured	6909.1	Measured	Coal	Dry bottom wall-fired	Dry Lime FGD	Low NOx Burner Technology w/ Overfire Air	Selective Catalytic Red	Baghouse	Halogenated PAC Sorbent Injection	ARP, CSNOX, CSOSG2E, CSSO2G1, MATS
MI	J H Campbell	1710	3	########	10	1	625	311.3	Measured	0.045	Calculated	720.9	Measured	0.105	Calculated	281.8	Measured	0.041	Measured	6873.1	Measured	Coal	Dry bottom wall-fired	Dry Lime FGD	Low NOx Burner Technology w/ Overfire Air	Selective Catalytic Red	Baghouse	Halogenated PAC Sorbent Injection	ARP, CSNOX, CSOSG2E, CSSO2G1, MATS
MI	J H Campbell	1710	3	########	11	1	626	291.7	Measured	0.042	Calculated	721.7	Measured	0.105	Calculated	302.8	Measured	0.044	Measured	6881.1	Measured	Coal	Dry bottom wall-fired	Dry Lime FGD	Low NOx Burner Technology w/ Overfire Air	Selective Catalytic Red	Baghouse	Halogenated PAC Sorbent Injection	ARP, CSNOX, CSOSG2E, CSSO2G1, MATS
MI	J H Campbell	1710	3	########	12	1	624	258.9	Measured	0.038	Calculated	721.2	Measured	0.105	Calculated	295.7	Measured	0.043	Measured	6876.3	Measured	Coal	Dry bottom wall-fired	Dry Lime FGD	Low NOx Burner Technology w/ Overfire Air	Selective Catalytic Red	Baghouse	Halogenated PAC Sorbent Injection	ARP, CSNOX, CSOSG2E, CSSO2G1, MATS
MI	J H Campbell	1710	3	########	13	1	625	283.7	Measured	0.041	Calculated	718.1	Measured	0.105	Calculated	314.9	Measured	0.046	Measured	6846.6	Measured	Coal	Dry bottom wall-fired	Dry Lime FGD	Low NOx Burner Technology w/ Overfire Air	Selective Catalytic Red	Baghouse	Halogenated PAC Sorbent Injection	ARP, CSNOX, CSOSG2E, CSSO2G1, MATS
MI	J H Campbell	1710	3	########	14	1	627	305.1	Measured	0.045	Calculated	717.1	Measured	0.105	Calculated	321.4	Measured	0.047	Measured	6837.4	Measured	Coal	Dry bottom wall-fired	Dry Lime FGD	Low NOx Burner Technology w/ Overfire Air	Selective Catalytic Red	Baghouse	Halogenated PAC Sorbent Injection	ARP, CSNOX, CSOSG2E, CSSO2G1, MATS
MI	J H Campbell	1710	3	########	15	1	624	307.6	Measured	0.045	Calculated	714.5	Measured	0.105	Calculated	340.6	Measured	0.05	Measured	6812.6	Measured	Coal	Dry bottom wall-fired	Dry Lime FGD	Low NOx Burner Technology w/ Overfire Air	Selective Catalytic Red	Baghouse	Halogenated PAC Sorbent Injection	ARP, CSNOX, CSOSG2E, CSSO2G1, MATS
MI	J H Campbell	1710	3	########	16	1	624	336.4	Measured	0.049	Calculated	714.3	Measured	0.105	Calculated	313.3	Measured	0.046	Measured	6810.5	Measured	Coal	Dry bottom wall-fired	Dry Lime FGD	Low NOx Burner Technology w/ Overfire Air	Selective Catalytic Red	Baghouse	Halogenated PAC Sorbent Injection	ARP, CSNOX, CSOSG2E, CSSO2G1, MATS
MI	J H Campbell	1710	3	########	17	1	623	302.6	Measured	0.044	Calculated	715.6	Measured	0.105	Calculated	300.2	Measured	0.044	Measured	6823.1	Measured	Coal	Dry bottom wall-fired	Dry Lime FGD	Low NOx Burner Technology w/ Overfire Air	Selective Catalytic Red	Baghouse	Halogenated PAC Sorbent Injection	ARP, CSNOX, CSOSG2E, CSSO2G1, MATS
MI	J H Campbell	1710	3	########	18	1	624	302	Measured	0.044	Calculated	714	Measured	0.105	Calculated	313.2	Measured	0.046	Measured	6807.9	Measured	Coal	Dry bottom wall-fired	Dry Lime FGD	Low NOx Burner Technology w/ Overfire Air	Selective Catalytic Red	Baghouse	Halogenated PAC Sorbent Injection	ARP, CSNOX, CSOSG2E, CSSO2G1, MATS
MI	J H Campbell	1710	3	########	19	1	625	630.5	Measured	0.094	Calculated	703.3	Measured	0.105	Calculated	328.6	Measured	0.049	Measured	6705.9	Measured	Coal	Dry bottom wall-fired	Dry Lime FGD	Low NOx Burner Technology w/ Overfire Air	Selective Catalytic Red	Baghouse	Halogenated PAC Sorbent Injection	ARP, CSNOX, CSOSG2E, CSSO2G1, MATS
MI	J H Campbell	1710	3	########	20	1	628	240.1	Measured	0.036	Calculated	706.6	Measured	0.105	Calculated	336.9	Measured	0.05	Measured	6737	Measured	Coal	Dry bottom wall-fired	Dry Lime FGD	Low NOx Burner Technology w/ Overfire Air	Selective Catalytic Red	Baghouse	Halogenated PAC Sorbent Injection	ARP, CSNOX, CSOSG2E, CSSO2G1, MATS
MI	J H Campbell	1710	3	########	21	1	625	269.4	Measured	0.04	Calculated	707.9	Measured	0.105	Calculated	317.2	Measured	0.047	Measured	6749.5	Measured	Coal	Dry bottom wall-fired	Dry Lime FGD	Low NOx Burner Technology w/ Overfire Air	Selective Catalytic Red	Baghouse	Halogenated PAC Sorbent Injection	ARP, CSNOX, CSOSG2E, CSSO2G1, MATS
MI	J H Campbell	1710	3	########	22	1	626	293	Measured	0.043	Calculated	708.1	Measured	0.105	Calculated	337.6	Measured	0.05	Measured	6751.1	Measured	Coal	Dry bottom wall-fired	Dry Lime FGD	Low NOx Burner Technology w/ Overfire Air	Selective Catalytic Red	Baghouse	Halogenated PAC Sorbent Injection	ARP, CSNOX, CSOSG2E, CSSO2G1, MATS
MI	J H Campbell	1710	3	########	23	1	627	328.1	Measured	0.049	Calculated	705.8	Measured	0.105	Calculated	336.5	Measured	0.05	Measured	6729.3	Measured	Coal	Dry bottom wall-fired	Dry Lime FGD	Low NOx Burner Technology w/ Overfire Air	Selective Catalytic Red	Baghouse	Halogenated PAC Sorbent Injection	ARP, CSNOX, CSOSG2E, CSSO2G1, MATS
MI	J H Campbell	1710	3	########	0	1	624	364.3	Measured	0.055	Calculated	699.8	Measured	0.105	Calculated	300.2	Measured	0.045	Measured	6671.9	Measured	Coal	Dry bottom wall-fired	Dry Lime FGD	Low NOx Burner Technology w/ Overfire Air	Selective Catalytic Red	Baghouse	Halogenated PAC Sorbent Injection	ARP, CSNOX, CSOSG2E, CSSO2G1, MATS
MI	J H Campbell	1710	3	########	1	1	626	349.2	Measured	0.052	Calculated	698.4	Measured	0.105	Calculated	313	Measured	0.047	Measured	6658.6	Measured	Coal	Dry bottom wall-fired	Dry Lime FGD	Low NOx Burner Technology w/ Overfire Air	Selective Catalytic Red	Baghouse	Halogenated PAC Sorbent Injection	ARP, CSNOX, CSOSG2E, CSSO2G1, MATS
MI	J H Campbell	1710	3	########	2	1	625	321.1	Measured	0.048	Calculated	700	Measured	0.105	Calculated	360.4	Measured	0.054	Measured	6674.3	Measured	Coal	Dry bottom wall-fired	Dry Lime FGD	Low NOx Burner Technology w/ Overfire Air	Selective Catalytic Red	Baghouse	Halogenated PAC Sorbent Injection	ARP, CSNOX, CSOSG2E, CSSO2G1, MATS
MI	J H Campbell	1710	3	########	3	1	625	348.1	Measured	0.052	Calculated	696.3	Measured	0.105	Calculated	391.7	Measured	0.059	Measured	6639.2	Measured	Coal	Dry bottom wall-fired	Dry Lime FGD	Low NOx Burner Technology w/ Overfire Air	Selective Catalytic Red	Baghouse	Halogenated PAC Sorbent Injection	ARP, CSNOX, CSOSG2E, CSSO2G1, MATS
MI	J H Campbell	1710	3	########	4	1	626	315	Measured	0.047	Calculated	698.3	Measured	0.105	Calculated	419.5	Measured	0.063	Measured	6658.5	Measured	Coal	Dry bottom wall-fired	Dry Lime FGD	Low NOx Burner Technology w/ Overfire Air	Selective Catalytic Red	Baghouse	Halogenated PAC Sorbent Injection	ARP, CSNOX, CSOSG2E, CSSO2G1, MATS
MI	J H Campbell	1710	3	########	5	1	624	269.4	Measured	0.041	Calculated	692.4	Measured	0.105	Calculated	402.7	Measured	0.061	Measured	6601.5	Measured	Coal	Dry bottom wall-fired	Dry Lime FGD	Low NOx Burner Technology w/ Overfire Air	Selective Catalytic Red	Baghouse	Halogenated PAC Sorbent Injection	ARP, CSNOX, CSOSG2E, CSSO2G1, MATS
MI	J H Campbell	1710	3	########	6	1	623	288.2	Measured	0.044	Calculated	692.1	Measured	0.105	Calculated	362.9	Measured	0.055	Measured	6598.6	Measured	Coal	Dry bottom wall-fired	Dry Lime FGD	Low NOx Burner Technology w/ Overfire Air	Selective Catalytic Red	Baghouse	Halogenated PAC Sorbent Injection	ARP, CSNOX, CSOSG2E, CSSO2G1, MATS
MI	J H Campbell	1710	3	########	7	1	626	289.6	Measured	0.043	Calculated	701.6	Measured	0.105	Calculated	334.5	Measured	0.05	Measured	6690	Measured	Coal	Dry bottom wall-fired	Dry Lime FGD	Low NOx Burner Technology w/ Overfire Air	Selective Catalytic Red	Baghouse	Halogenated PAC Sorbent Injection	ARP, CSNOX, CSOSG2E, CSSO2G1, MATS
MI	J H Campbell	1710	3	########	8	1	627	226.5	Measured	0.034	Calculated	704.1	Measured	0.105	Calculated	335.7	Measured	0.05	Measured	6713.8	Measured	Coal	Dry bottom wall-fired	Dry Lime FGD	Low NOx Burner Technology w/ Overfire Air	Selective Catalytic Red	Baghouse	Halogenated PAC Sorbent Injection	ARP, CSNOX, CSOSG2E, CSSO2G1, MATS
MI	J H Campbell	1710	3	########	9	1	624	322.3	Measured	0.048	Calculated	697	Measured	0.105	Calculated	312.4	Measured	0.047	Measured	6645.8	Measured	Coal	Dry bottom wall-fired	Dry Lime FGD	Low NOx Burner Technology w/ Overfire Air	Selective Catalytic Red	Baghouse	Halogenated PAC Sorbent Injection	ARP, CSNOX, CSOSG2E, CSSO2G1, MATS
MI	J H Campbell	1710	3	########	10	1	625	355.7	Measured	0.053	Calculated	699.7	Measured	0.105	Calculated	313.6	Measured	0.047	Measured	6671.8	Measured	Coal	Dry bottom wall-fired	Dry Lime FGD	Low NOx Burner Technology w/ Overfire Air	Selective Catalytic Red	Baghouse	Halogenated PAC Sorbent Injection	ARP, CSNOX, CSOSG2E, CSSO2G1, MATS
MI	J H Campbell	1710	3	########	11	1	627	385.5	Measured	0.056	Calculated	726.5	Measured	0.105	Calculated	325.6	Measured	0.047	Measured	6927.2	Measured	Coal	Dry bottom wall-fired	Dry Lime FGD	Low NOx Burner Technology w/ Overfire Air	Selective Catalytic Red	Baghouse	Halogenated PAC Sorbent Injection	ARP, CSNOX, CSOSG2E, CSSO2G1, MATS
MI	J H Campbell	1710	3	########	12	1	624	328.9	Measured	0.047	Calculated	730.3	Measured	0.105	Calculated	320.3	Measured	0.046	Measured	6963.6	Measured	Coal	Dry bottom wall-fired	Dry Lime FGD	Low NOx Burner Technology w/ Overfire Air	Selective Catalytic Red	Baghouse	Halogenated PAC Sorbent Injection	ARP, CSNOX, CSOSG2E, CSSO2G1, MATS
MI	J H Campbell	1710	3	########	13	1	627	303.8	Measured	0.044	Calculated	728.4	Measured	0.105	Calculated	340.3	Measured	0.049	Measured	6944.7	Measured	Coal	Dry bottom wall-fired	Dry Lime FGD	Low NOx Burner Technology w/ Overfire Air	Selective Catalytic Red	Baghouse	Halogenated PAC Sorbent Injection	ARP, CSNOX, CSOSG2E, CSSO2G1, MATS
MI	J H Campbell	1710	3	########	14	1	626	373.7	Measured	0.054	Calculated	727.9	Measured	0.105	Calculated	326.2	Measured	0.047	Measured	6940.5	Measured	Coal	Dry bottom wall-fired	Dry Lime FGD	Low NOx Burner Technology w/ Overfire Air	Selective Catalytic Red	Baghouse	Halogenated PAC Sorbent Injection	ARP, CSNOX, CSOSG2E, CSSO2G1, MATS
MI	J H Campbell	1710	3	########	15	1	624	379.7	Measured	0.054	Calculated	735.3	Measured	0.105	Calculated	315.5	Measured	0.045	Measured	7011.3	Measured	Coal	Dry bottom wall-fired	Dry Lime FGD	Low NOx Burner Technology w/ Overfire Air	Selective Catalytic Red	Baghouse	Halogenated PAC Sorbent Injection	ARP, CSNOX, CSOSG2E, CSSO2G1, MATS
MI	J H Campbell	1710	3	########	16	1	625	361.6	Measured	0.052	Calculated	735.1	Measured	0.105	Calculated	308.4	Measured	0.044	Measured	7008.7	Measured	Coal	Dry bottom wall-fired	Dry Lime FGD	Low NOx Burner Technology w/ Overfire Air	Selective Catalytic Red	Baghouse	Halogenated PAC Sorbent Injection	ARP, CSNOX, CSOSG2E, CSSO2G1, MATS
MI	J H Campbell	1710	3	########	17	1	624	347.4

MI	J H Campbell	1710	3	########	16	1	623	315.8	Measured	0.047	Calculated	706.9	Measured	0.105	Calculated	310.1	Measured	0.046	Measured	6740.6	Measured	Coal	Dry bottom wall-fired	Dry Lime FGD	Low NOx Burner Technology w/ Overfire Air	Selective Catalytic Red	Baghouse	Halogenated PAC Sorbent Injection	ARP, CSNOX, CSOSG2E, CSSO2G1, MATS
MI	J H Campbell	1710	3	########	17	1	623	290.8	Measured	0.043	Calculated	705.5	Measured	0.105	Calculated	302.7	Measured	0.045	Measured	6727.1	Measured	Coal	Dry bottom wall-fired	Dry Lime FGD	Low NOx Burner Technology w/ Overfire Air	Selective Catalytic Red	Baghouse	Halogenated PAC Sorbent Injection	ARP, CSNOX, CSOSG2E, CSSO2G1, MATS
MI	J H Campbell	1710	3	########	18	1	623	319.3	Measured	0.047	Calculated	706.9	Measured	0.105	Calculated	310.1	Measured	0.046	Measured	6740.5	Measured	Coal	Dry bottom wall-fired	Dry Lime FGD	Low NOx Burner Technology w/ Overfire Air	Selective Catalytic Red	Baghouse	Halogenated PAC Sorbent Injection	ARP, CSNOX, CSOSG2E, CSSO2G1, MATS
MI	J H Campbell	1710	3	########	19	1	625	359.4	Measured	0.053	Calculated	706.8	Measured	0.105	Calculated	357.2	Measured	0.053	Measured	6739.3	Measured	Coal	Dry bottom wall-fired	Dry Lime FGD	Low NOx Burner Technology w/ Overfire Air	Selective Catalytic Red	Baghouse	Halogenated PAC Sorbent Injection	ARP, CSNOX, CSOSG2E, CSSO2G1, MATS
MI	J H Campbell	1710	3	########	20	1	627	353.2	Measured	0.052	Calculated	714.5	Measured	0.105	Calculated	313.4	Measured	0.046	Measured	6812.5	Measured	Coal	Dry bottom wall-fired	Dry Lime FGD	Low NOx Burner Technology w/ Overfire Air	Selective Catalytic Red	Baghouse	Halogenated PAC Sorbent Injection	ARP, CSNOX, CSOSG2E, CSSO2G1, MATS
MI	J H Campbell	1710	3	########	21	1	624	260.3	Measured	0.038	Calculated	719.8	Measured	0.105	Calculated	295.1	Measured	0.043	Measured	6863	Measured	Coal	Dry bottom wall-fired	Dry Lime FGD	Low NOx Burner Technology w/ Overfire Air	Selective Catalytic Red	Baghouse	Halogenated PAC Sorbent Injection	ARP, CSNOX, CSOSG2E, CSSO2G1, MATS
MI	J H Campbell	1710	3	########	22	1	625	272.2	Measured	0.04	Calculated	713	Measured	0.105	Calculated	299.1	Measured	0.044	Measured	6797.9	Measured	Coal	Dry bottom wall-fired	Dry Lime FGD	Low NOx Burner Technology w/ Overfire Air	Selective Catalytic Red	Baghouse	Halogenated PAC Sorbent Injection	ARP, CSNOX, CSOSG2E, CSSO2G1, MATS
MI	J H Campbell	1710	3	########	23	1	625	336.1	Measured	0.05	Calculated	703.2	Measured	0.105	Calculated	301.7	Measured	0.045	Measured	6704.7	Measured	Coal	Dry bottom wall-fired	Dry Lime FGD	Low NOx Burner Technology w/ Overfire Air	Selective Catalytic Red	Baghouse	Halogenated PAC Sorbent Injection	ARP, CSNOX, CSOSG2E, CSSO2G1, MATS
MI	J H Campbell	1710	3	########	0	1	624	355.8	Measured	0.052	Calculated	712.6	Measured	0.105	Calculated	312.5	Measured	0.046	Measured	6794.5	Measured	Coal	Dry bottom wall-fired	Dry Lime FGD	Low NOx Burner Technology w/ Overfire Air	Selective Catalytic Red	Baghouse	Halogenated PAC Sorbent Injection	ARP, CSNOX, CSOSG2E, CSSO2G1, MATS
MI	J H Campbell	1710	3	########	1	1	625	359.6	Measured	0.053	Calculated	713.2	Measured	0.105	Calculated	312.8	Measured	0.046	Measured	6800.1	Measured	Coal	Dry bottom wall-fired	Dry Lime FGD	Low NOx Burner Technology w/ Overfire Air	Selective Catalytic Red	Baghouse	Halogenated PAC Sorbent Injection	ARP, CSNOX, CSOSG2E, CSSO2G1, MATS
MI	J H Campbell	1710	3	########	2	1	627	311.3	Measured	0.046	Calculated	708.7	Measured	0.105	Calculated	317.6	Measured	0.047	Measured	6757.4	Measured	Coal	Dry bottom wall-fired	Dry Lime FGD	Low NOx Burner Technology w/ Overfire Air	Selective Catalytic Red	Baghouse	Halogenated PAC Sorbent Injection	ARP, CSNOX, CSOSG2E, CSSO2G1, MATS
MI	J H Campbell	1710	3	########	3	1	625	306	Measured	0.045	Calculated	708.6	Measured	0.105	Calculated	310.8	Measured	0.046	Measured	6756.1	Measured	Coal	Dry bottom wall-fired	Dry Lime FGD	Low NOx Burner Technology w/ Overfire Air	Selective Catalytic Red	Baghouse	Halogenated PAC Sorbent Injection	ARP, CSNOX, CSOSG2E, CSSO2G1, MATS
MI	J H Campbell	1710	3	########	4	1	624	327.3	Measured	0.049	Calculated	703.2	Measured	0.105	Calculated	301.7	Measured	0.045	Measured	6704.6	Measured	Coal	Dry bottom wall-fired	Dry Lime FGD	Low NOx Burner Technology w/ Overfire Air	Selective Catalytic Red	Baghouse	Halogenated PAC Sorbent Injection	ARP, CSNOX, CSOSG2E, CSSO2G1, MATS
MI	J H Campbell	1710	3	########	5	1	623	386.4	Measured	0.058	Calculated	702.4	Measured	0.105	Calculated	288	Measured	0.043	Measured	6696.8	Measured	Coal	Dry bottom wall-fired	Dry Lime FGD	Low NOx Burner Technology w/ Overfire Air	Selective Catalytic Red	Baghouse	Halogenated PAC Sorbent Injection	ARP, CSNOX, CSOSG2E, CSSO2G1, MATS
MI	J H Campbell	1710	3	########	6	1	624	366.1	Measured	0.055	Calculated	704.4	Measured	0.105	Calculated	282.1	Measured	0.042	Measured	6716.6	Measured	Coal	Dry bottom wall-fired	Dry Lime FGD	Low NOx Burner Technology w/ Overfire Air	Selective Catalytic Red	Baghouse	Halogenated PAC Sorbent Injection	ARP, CSNOX, CSOSG2E, CSSO2G1, MATS
MI	J H Campbell	1710	3	########	7	1	625	311.6	Measured	0.047	Calculated	691.2	Measured	0.105	Calculated	303.1	Measured	0.046	Measured	6589.9	Measured	Coal	Dry bottom wall-fired	Dry Lime FGD	Low NOx Burner Technology w/ Overfire Air	Selective Catalytic Red	Baghouse	Halogenated PAC Sorbent Injection	ARP, CSNOX, CSOSG2E, CSSO2G1, MATS
MI	J H Campbell	1710	3	########	8	1	625	341	Measured	0.052	Calculated	684.5	Measured	0.105	Calculated	300.2	Measured	0.046	Measured	6526.4	Measured	Coal	Dry bottom wall-fired	Dry Lime FGD	Low NOx Burner Technology w/ Overfire Air	Selective Catalytic Red	Baghouse	Halogenated PAC Sorbent Injection	ARP, CSNOX, CSOSG2E, CSSO2G1, MATS
MI	J H Campbell	1710	3	########	9	1	623	339.1	Measured	0.052	Calculated	686.7	Measured	0.105	Calculated	288.1	Measured	0.044	Measured	6547.5	Measured	Coal	Dry bottom wall-fired	Dry Lime FGD	Low NOx Burner Technology w/ Overfire Air	Selective Catalytic Red	Baghouse	Halogenated PAC Sorbent Injection	ARP, CSNOX, CSOSG2E, CSSO2G1, MATS
MI	J H Campbell	1710	3	########	10	1	625	320.2	Measured	0.047	Calculated	709	Measured	0.105	Calculated	311	Measured	0.046	Measured	6759.9	Measured	Coal	Dry bottom wall-fired	Dry Lime FGD	Low NOx Burner Technology w/ Overfire Air	Selective Catalytic Red	Baghouse	Halogenated PAC Sorbent Injection	ARP, CSNOX, CSOSG2E, CSSO2G1, MATS
MI	J H Campbell	1710	3	########	11	1	623	313.9	Measured	0.048	Calculated	690.2	Measured	0.105	Calculated	322.5	Measured	0.049	Measured	6581.3	Measured	Coal	Dry bottom wall-fired	Dry Lime FGD	Low NOx Burner Technology w/ Overfire Air	Selective Catalytic Red	Baghouse	Halogenated PAC Sorbent Injection	ARP, CSNOX, CSOSG2E, CSSO2G1, MATS
MI	J H Campbell	1710	3	########	12	1	623	326.7	Measured	0.05	Calculated	687.7	Measured	0.105	Calculated	321.3	Measured	0.049	Measured	6556.5	Measured	Coal	Dry bottom wall-fired	Dry Lime FGD	Low NOx Burner Technology w/ Overfire Air	Selective Catalytic Red	Baghouse	Halogenated PAC Sorbent Injection	ARP, CSNOX, CSOSG2E, CSSO2G1, MATS
MI	J H Campbell	1710	3	########	13	1	624	348.3	Measured	0.054	Calculated	679.9	Measured	0.105	Calculated	330.6	Measured	0.051	Measured	6482.8	Measured	Coal	Dry bottom wall-fired	Dry Lime FGD	Low NOx Burner Technology w/ Overfire Air	Selective Catalytic Red	Baghouse	Halogenated PAC Sorbent Injection	ARP, CSNOX, CSOSG2E, CSSO2G1, MATS
MI	J H Campbell	1710	3	########	14	1	625	372.4	Measured	0.056	Calculated	700.3	Measured	0.105	Calculated	313.8	Measured	0.047	Measured	6677.2	Measured	Coal	Dry bottom wall-fired	Dry Lime FGD	Low NOx Burner Technology w/ Overfire Air	Selective Catalytic Red	Baghouse	Halogenated PAC Sorbent Injection	ARP, CSNOX, CSOSG2E, CSSO2G1, MATS
MI	J H Campbell	1710	3	########	15	1	626	413.6	Measured	0.062	Calculated	700.9	Measured	0.105	Calculated	314.1	Measured	0.047	Measured	6683.2	Measured	Coal	Dry bottom wall-fired	Dry Lime FGD	Low NOx Burner Technology w/ Overfire Air	Selective Catalytic Red	Baghouse	Halogenated PAC Sorbent Injection	ARP, CSNOX, CSOSG2E, CSSO2G1, MATS
MI	J H Campbell	1710	3	########	16	1	624	364.5	Measured	0.055	Calculated	698.7	Measured	0.105	Calculated	299.8	Measured	0.045	Measured	6662.3	Measured	Coal	Dry bottom wall-fired	Dry Lime FGD	Low NOx Burner Technology w/ Overfire Air	Selective Catalytic Red	Baghouse	Halogenated PAC Sorbent Injection	ARP, CSNOX, CSOSG2E, CSSO2G1, MATS
MI	J H Campbell	1710	3	########	17	1	623	342.1	Measured	0.052	Calculated	693.8	Measured	0.105	Calculated	324.1	Measured	0.049	Measured	6614.7	Measured	Coal	Dry bottom wall-fired	Dry Lime FGD	Low NOx Burner Technology w/ Overfire Air	Selective Catalytic Red	Baghouse	Halogenated PAC Sorbent Injection	ARP, CSNOX, CSOSG2E, CSSO2G1, MATS
MI	J H Campbell	1710	3	########	18	1	624	332.3	Measured	0.053	Calculated	659	Measured	0.105	Calculated	282.7	Measured	0.045	Measured	6283.1	Measured	Coal	Dry bottom wall-fired	Dry Lime FGD	Low NOx Burner Technology w/ Overfire Air	Selective Catalytic Red	Baghouse	Halogenated PAC Sorbent Injection	ARP, CSNOX, CSOSG2E, CSSO2G1, MATS
MI	J H Campbell	1710	3	########	19	1	626	341.2	Measured	0.052	Calculated	683.4	Measured	0.105	Calculated	306.2	Measured	0.047	Measured	6515.8	Measured	Coal	Dry bottom wall-fired	Dry Lime FGD	Low NOx Burner Technology w/ Overfire Air	Selective Catalytic Red	Baghouse	Halogenated PAC Sorbent Injection	ARP, CSNOX, CSOSG2E, CSSO2G1, MATS
MI	J H Campbell	1710	3	########	20	1	626	284.8	Measured	0.044	Calculated	680.2	Measured	0.105	Calculated	304.8	Measured	0.047	Measured	6486	Measured	Coal	Dry bottom wall-fired	Dry Lime FGD	Low NOx Burner Technology w/ Overfire Air	Selective Catalytic Red	Baghouse	Halogenated PAC Sorbent Injection	ARP, CSNOX, CSOSG2E, CSSO2G1, MATS
MI	J H Campbell	1710	3	########	21	1	623	416.9	Measured	0.064	Calculated	685.4	Measured	0.105	Calculated	307.2	Measured	0.047	Measured	6535.5	Measured	Coal	Dry bottom wall-fired	Dry Lime FGD	Low NOx Burner Technology w/ Overfire Air	Selective Catalytic Red	Baghouse	Halogenated PAC Sorbent Injection	ARP, CSNOX, CSOSG2E, CSSO2G1, MATS
MI	J H Campbell	1710	3	########	22	1	624	383.7	Measured	0.058	Calculated	692.2	Measured	0.105	Calculated	323.4	Measured	0.049	Measured	6599.7	Measured	Coal	Dry bottom wall-fired	Dry Lime FGD	Low NOx Burner Technology w/ Overfire Air	Selective Catalytic Red	Baghouse	Halogenated PAC Sorbent Injection	ARP, CSNOX, CSOSG2E, CSSO2G1, MATS
MI	J H Campbell	1710	3	########	23	1	625	348.8	Measured	0.052	Calculated	699.2	Measured	0.105	Calculated	313.3	Measured	0.047	Measured	6666.6	Measured	Coal	Dry bottom wall-fired	Dry Lime FGD	Low NOx Burner Technology w/ Overfire Air	Selective Catalytic Red	Baghouse	Halogenated PAC Sorbent Injection	ARP, CSNOX, CSOSG2E, CSSO2G1, MATS
MI	J H Campbell	1710	3	########	0	1	624	345.3	Measured	0.052	Calculated	693.2	Measured	0.105	Calculated	330.5	Measured	0.05	Measured	6609.6	Measured	Coal	Dry bottom wall-fired	Dry Lime FGD	Low NOx Burner Technology w/ Overfire Air	Selective Catalytic Red	Baghouse	Halogenated PAC Sorbent Injection	ARP, CSNOX, CSOSG2E, CSSO2G1, MATS
MI	J H Campbell	1710	3	########	1	1	625	308.2	Measured	0.047	Calculated	689.3	Measured	0.105	Calculated	328.6	Measured	0.05	Measured	6572.7	Measured	Coal	Dry bottom wall-fired	Dry Lime FGD	Low NOx Burner Technology w/ Overfire Air	Selective Catalytic Red	Baghouse	Halogenated PAC Sorbent Injection	ARP, CSNOX, CSOSG2E, CSSO2G1, MATS
MI	J H Campbell	1710	3	########	2	1	626	319.5	Measured	0.049	Calculated	684.9	Measured	0.105	Calculated	359.2	Measured	0.055	Measured	6530	Measured	Coal	Dry bottom wall-fired	Dry Lime FGD	Low NOx Burner Technology w/ Overfire Air	Selective Catalytic Red	Baghouse	Halogenated PAC Sorbent Injection	ARP, CSNOX, CSOSG2E, CSSO2G1, MATS
MI	J H Campbell	1710	3	########	3	1	624	307.4	Measured	0.047	Calculated	681.5	Measured	0.105	Calculated	331.4	Measured	0.051	Measured	6498.2	Measured	Coal	Dry bottom wall-fired	Dry Lime FGD	Low NOx Burner Technology w/ Overfire Air	Selective Catalytic Red	Baghouse	Halogenated PAC Sorbent Injection	ARP, CSNOX, CSOSG2E, CSSO2G1, MATS
MI	J H Campbell	1710	3	########	4	1	623	328.7	Measured	0.05	Calculated	689.4	Measured	0.105	Calculated	341.8	Measured	0.052	Measured	6573.5	Measured	Coal	Dry bottom wall-fired	Dry Lime FGD	Low NOx Burner Technology w/ Overfire Air	Selective Catalytic Red	Baghouse	Halogenated PAC Sorbent Injection	ARP, CSNOX, CSOSG2E, CSSO2G1, MATS
MI	J H Campbell	1710	3	########	5	1	623	310.1	Measured	0.048	Calculated	677.7	Measured	0.105	Calculated	342.5	Measured	0.053	Measured	6461.5	Measured	Coal	Dry bottom wall-fired	Dry Lime FGD	Low NOx Burner Technology w/ Overfire Air	Selective Catalytic Red	Baghouse	Halogenated PAC Sorbent Injection	ARP, CSNOX, CSOSG2E, CSSO2G1, MATS
MI	J H Campbell	1710	3	########	6	1	622	336.9	Measured	0.052	Calculated	673.3	Measured	0.105	Calculated	321	Measured	0.05	Measured	6419.4	Measured	Coal	Dry bottom wall-fired	Dry Lime FGD	Low NOx Burner Technology w/ Overfire Air	Selective Catalytic Red	Baghouse	Halogenated PAC Sorbent Injection	ARP, CSNOX, CSOSG2E, CSSO2G1, MATS
MI	J H Campbell	1710	3	########	7	1	623	366	Measured	0.056	Calculated	689.3	Measured	0.105	Calculated	348.3	Measured	0.053	Measured	6572.3	Measured	Coal	Dry bottom wall-fired	Dry Lime FGD	Low NOx Burner Technology w/ Overfire Air	Selective Catalytic Red	Baghouse	Halogenated PAC Sorbent Injection	ARP, CSNOX, CSOSG2E, CSSO2G1, MATS
MI	J H Campbell	1710	3	########	8	1	626	352	Measured	0.053	Calculated	692.5	Measured	0.105	Calculated	336.7	Measured	0.051	Measured	6602.3	Measured	Coal	Dry bottom wall-fired	Dry Lime FGD	Low NOx Burner Technology w/ Overfire Air	Selective Catalytic Red	Baghouse	Halogenated PAC Sorbent Injection	ARP, CSNOX, CSOSG2E, CSSO2G1, MATS
MI	J H Campbell	1710	3	########	9	1	627	336.9	Measured	0.05	Calculated	703.9	Measured	0.105	Calculated	349	Measured	0.052	Measured	6711.1	Measured	Coal	Dry bottom wall-fired	Dry Lime FGD	Low NOx Burner Technology w/ Overfire Air	Selective Catalytic Red	Baghouse	Halogenated PAC Sorbent Injection	ARP, CSNOX, CSOSG2E, CSSO2G1, MATS
MI	J H Campbell	1710	3	########	10	1	626	309.4	Measured	0.046	Calculated	708.2	Measured	0.105	Calculated	351.1	Measured	0.052	Measured	6752.6	Measured	Coal	Dry bottom wall-fired	Dry Lime FGD	Low NOx Burner Technology w/ Overfire Air	Selective Catalytic Red	Baghouse	Halogenated PAC Sorbent Injection	ARP, CSNOX, CSOSG2E, CSSO2G1, MATS
MI	J H Campbell	1710	3	########	11	1	625	304.6	Measured	0.045	Calculated	707.3	Measured	0.105	Calculated	350.7	Measured	0.052	Measured	6743.8	Measured	Coal	Dry bottom wall-fired	Dry Lime FGD	Low NOx Burner Technology w/ Overfire Air	Selective Catalytic Red	Baghouse	Halogenated PAC Sorbent Injection	ARP, CSNOX, CSOSG2E, CSSO2G1, MATS
MI	J H Campbell	1710	3	########	12	1	624	316.9	Measured	0.047	Calculated	709.4	Measured	0.105	Calculated	331.5	Measured	0.049	Measured	6764.4	Measured	Coal	Dry bottom wall-fired	Dry Lime FGD	Low NOx Burner Technology w/ Overfire Air	Selective Catalytic Red	Baghouse	Halogenated PAC Sorbent Injection	ARP, CSNOX, CSOSG2E, CSSO2G1, MATS
MI	J H Campbell	1710	3	########	13	1	626	340	Measured	0.05	Calculated	711.5	Measured	0.105	Calculated	346	Measured	0.051	Measured	6783.5	Measured	Coal	Dry bottom wall-fired	Dry Lime FGD	Low NOx Burner Technology w/ Overfire Air	Selective Catalytic Red	Baghouse	Halogenated PAC Sorbent Injection	ARP, CSNOX, CSOSG2E, CSSO2G1, MATS
MI	J H Campbell	1710	3	########	14	1	626	341	Measured	0.051	Calculated	707.4	Measured	0.105	Calculated	344	Measured	0.051	Measured	6745	Measured	Coal	Dry bottom wall-fired	Dry Lime FGD	Low NOx Burner Technology w/ Overfire Air	Selective Catalytic Red	Baghouse	Halogenated PAC Sorbent Injection	ARP, CSNOX, CSOSG2E, CSSO2G1, MATS
MI	J H Campbell	1710	3	########	15	1	624	319.8	Measured	0.049	Calculated	691.5	Measured	0.105	Calculated	389	Measured	0.059	Measured	6593.6	Measured	Coal	Dry bottom wall-fired	Dry Lime FGD	Low NOx Burner Technology w/ Overfire Air	Selective Catalytic Red	Baghouse	Halogenated PAC Sorbent Injection	ARP, CSNOX, CSOSG2E, CSSO2G1, MATS
MI	J H Campbell	1710	3	########	16	1	623	360.8	Measured	0.055	Calculated	692.3	Measured	0.105	Calculated	376.2	Measured	0.057	Measured	6600.8	Measured	Coal	Dry bottom wall-fired	Dry Lime FGD	Low NOx Burner Technology w/ Overfire Air	Selective Catalytic Red	Baghouse	Halogenated PAC Sorbent Injection	ARP, CSNOX, CSOSG2E, CSSO2G1, MATS
MI	J H Campbell	1710	3	########	17	1	623	329.3	Measured	0.05	Calculated	693	Measured	0.105	Calculated	376.6	Measured	0.057	Measured	6607.2	Measured	Coal	Dry bottom wall-fired	Dry Lime FGD	Low NOx Burner Technology w/ Overfire Air	Selective Catalytic Red	Baghouse	Halogenated PAC Sorbent Injection	ARP, CSNOX, CSOSG2E, CSSO2G1, MATS
MI	J H Campbell	1710	3	########	18	1	623	316.6	Measured	0.048	Calculated	692.3	Measured	0.105	Calculated	376.2	Measured	0.057	Measured	6600.8	Measured	Coal	Dry bottom wall-fired	Dry Lime FGD	Low NOx Burner Technology w/ Overfire Air	Selective Catalytic Red	Baghouse	Halogenated PAC Sorbent Injection	ARP, CSNOX, CSOSG2E, CSSO2G1, MATS
MI	J H Campbell	1710	3	########	19	1	624	311.1	Measured	0.047	Calculated	694	Measured	0.105	Calculated	377.2	Measured	0.057	Measured	6616.8	Measured	Coal	Dry bottom wall-fired	Dry Lime FGD	Low NOx Burner Technology w/ Overfire Air	Selective Catalytic Red	Baghouse	Halogenated PAC Sorbent Injection	ARP, CSNOX, CSOSG2E, CSSO2G1, MATS
MI	J H Campbell	1710	3	########	20	1	627	358.1	Measured	0.054	Calculated	699.3	Measured	0.105	Calculated	366.7	Measured	0.055	Measured	6667.4	Measured	Coal	Dry bottom wall-fired	Dry Lime FGD	Low NOx Burner Technology w/ Overfire Air	Selective Catalytic Red	Baghouse	Halogenated PAC Sorbent Injection	ARP, CSNOX, CSOSG2E, CSSO2G1, MATS
MI	J H Campbell	1710	3	########	21	1	624	334.3	Measured	0.05	Calculated	697.2	Measured	0.105	Calculated	365.6	Measured	0.055	Measured	6647.9	Measured	Coal	Dry bottom wall-fired	Dry Lime FGD	Low NOx Burner Technology w/ Overfire Air	Selective Catalytic Red	Baghouse	Halogenated PAC Sorbent Injection	ARP, CSNOX, CSOSG2E, CSSO2G1, MATS
MI	J H Campbell	1710	3	########	22	1	625	307.7	Measured	0.046	Calculated	702.5	Measured	0.105	Calculated	395.2	Measured	0.059	Measured	6697.7	Measured	Coal	Dry bottom wall-fired	Dry Lime FGD	Low NOx Burner Technology w/ Overfire Air	Selective Catalytic Red	Baghouse	Halogenated PAC Sorbent Injection	ARP, CSNOX, CSOSG2E, CSSO2G1, MATS
MI	J H Campbell	1710	3	########	23	1	627	292.3	Measured	0.043	Calculated	709.2	Measured	0.105	Calculated	385.5	Measured	0.057	Measured	6762.3	Measured	Coal	Dry bottom wall-fired	Dry Lime FGD	Low NOx Burner Technology w/ Overfire Air	Selective Catalytic Red	Baghouse	Halogenated PAC Sorbent Injection	ARP, CSNOX, CSOSG2E, CSSO2G1, MATS
MI	J H Campbell	1710	3	########	0	1	624	324.1	Measured	0.048	Calculated	709.8	Measured	0.105	Calculated	365.4	Measured	0.054	Measured	6767.5	Measured	Coal	Dry bottom wall-fired	Dry Lime FGD	Low NOx Burner Technology w/ Overfire Air	Selective Catalytic Red	Baghouse	Halogenated PAC Sorbent Injection	ARP, CSNOX, CSOSG2E, CSSO2G1, MATS
MI	J H Campbell	1710	3	########	1	1	623	364.1	Measured	0.055	Calculated	700	Measured	0.105	Calculated	1501.7	Measured	0.225	Measured	6674	Measured	Coal	Dry bottom wall-fired	Dry Lime FGD	Low NOx Burner Technology w/ Overfire Air	Selective Catalytic Red	Baghouse	Halogenated PAC Sorbent Injection	ARP, CSNOX, CSOSG2E, CSSO2G1, MATS
MI	J H Campbell	1710	3	########	2	1	626	338.2	Measured	0.05	Calculated	710.1	Measured	0.105	Calculated	446.8	Measured	0.066	Measured	6770.1	Measured	Coal	Dry bottom wall-fired	Dry Lime FGD	Low NOx Burner Technology w/ Overfire Air	Selective Catalytic Red	Baghouse	Halogenated PAC Sorbent Injection	ARP, CSNOX, CSOSG2E, CSSO2G1, MATS
MI	J H Campbell	1710	3	########	3	1	625	296.6	Measured	0.044	Calculated	707	Measured	0.105	Calculated	418	Measured	0.062	Measured	6741.2	Measured	Coal	Dry bottom wall-fired	Dry Lime FGD	Low NOx Burner Technology w/ Overfire Air	Selective Catalytic Red	Baghouse	Halogenated PAC Sorbent Injection	ARP, CSNOX, CSOSG2E, CSSO2G1, MATS
MI	J H Campbell	1710	3	########	4	1	623	308.6	Measured	0.046	Calculated	702.4	Measured	0.105	Calculated	401.8	Measured	0.06	Measured	6696.9	Measured	Coal	Dry bottom wall-fired	Dry Lime FGD	Low NOx Burner Technology w/ Overfire Air	Selective Catalytic Red	Baghouse	Halogenated PAC Sorbent Injection	ARP, CSNOX, CSOSG2E, CSSO2G1, MATS
MI	J H Campbell	1710	3	########	5	1	622	302.9	Measured	0.045	Calculated	703.3	Measured	0.105	Calculated	368.8	Measured	0.055	Measured	6705.8	Measured	Coal	Dry bottom wall-fired	Dry Lime FGD	Low NOx Burner Technology w/ Overfire Air	Selective Catalytic Red	Baghouse	Halogenated PAC Sorbent Injection	ARP, CSNOX, CSOSG2E, CSSO2G1, MATS
MI	J H Campbell	1710	3	########	6	1	623	321.9	Measured	0.048	Calculated	702.9	Measured	0.105	Calculated	375.3	Measured	0.056	Measured	6702.3	Measured	Coal	Dry bottom wall-fired	Dry Lime FGD	Low NOx Burner Technology w/ Overfire Air	Selective Catalytic Red	Baghouse	Halogenated PAC Sorbent Injection	ARP, CSNOX, CSOSG2E, CSSO2G1, MATS
MI	J H Campbell	1710	3	########	7	1	623	280.3	Measured	0.042	Calculated	699.6	Measured	0.105	Calculated	353.5	Measured	0.053	Measured	6670.1	Measured	Coal	Dry bottom wall-fired	Dry Lime FGD	Low NOx Burner Technology w/ Overfire Air	Selective Catalytic Red	Baghouse	Halogenated PAC Sorbent Injection	ARP, CSNOX, CSOSG2E, CSSO2G1, MATS
MI	J H Campbell	1710	3	########	8	1	625	326.2	Measured	0.049	Calculated	704.6	Measured	0.105	Calculated	369.5	Measured	0.055	Measured	6717.7	Measured	Coal	Dry bottom wall-fired	Dry Lime FGD	Low NOx Burner Technology w/ Overfire Air	Selective Catalytic Red	Baghouse	Halogenated PAC Sorbent Injection	ARP, CSNOX, CSOSG2E, CSSO2G1, MATS
MI	J H Campbell	1710	3	########	9	1	625	336.5	Measured	0.049	Calculated	713.8	Measured	0.105	Calculated	340.3	Measured	0.05	Measured	6806.3	Measured	Coal	Dry bottom wall-fired	Dry Lime FGD	Low NOx Burner Technology w/ Overfire Air	Selective Catalytic Red	Baghouse	Halogenated PAC Sorbent Injection	ARP, CSNOX, CSOSG2E, CSSO2G1, MATS
MI	J H Campbell	1710	3	########	10	1	626	322	Measured	0.047	Calculated	716.9	Measured	0.105	Calculated	574.1	Measured	0.084	Measured	6835	Measured	Coal	Dry bottom wall-fired	Dry Lime FGD	Low NOx Burner Technology w/ Overfire Air	Selective Catalytic Red	Baghouse	Halogenated PAC Sorbent Injection	ARP, CSNOX, CSOSG2E, CSSO2G1, MATS
MI	J H Campbell	1710	3	########	11	1	624	328.1	Measured	0.048	Calculated	720.3	Measured	0.105	Calculated	487.6	Measured	0.071	Measured	6868.1	Measured	Coal	Dry bottom wall-fired	Dry Lime FGD	Low NOx Burner Technology w/ Overfire Air	Selective Catalytic Red	Baghouse	Halogenated PAC Sorbent Injection	ARP, CSNOX, CSOSG2E, CSSO2G1, MATS
MI	J H Campbell	1710	3	########	12	1	625	270.8	Measured	0.04	Calculated	717.2	Measured	0.105	Calculated	348.8	Measured	0.051	Measured	6838.3	Measured	Coal	Dry bottom wall-fired	Dry Lime FGD	Low NOx Burner Technology w/ Overfire Air	Selective Catalytic Red	Baghouse	Halogenated PAC Sorbent Injection	ARP, CSNOX, CSOSG2E, CSSO2G1, MATS
MI	J H Campbell	1710	3	########	13	1	625	365.5	Measured	0.053	Calculated	722.4	Measured	0.105	Calculated	406.4	Measured	0.059	Measured	6887.5	Measured	Coal	Dry bottom wall-fired	Dry Lime FGD	Low NOx Burner Technology w/ Overfire Air	Selective Catalytic Red	Baghouse	Halogenated PAC Sorbent Injection	ARP, CSNOX, CSOSG2E, CSSO2G1, MATS
MI	J H Campbell	1710	3	########	14	1	628	353.8	Measured	0.051	Calculated	724	Measured	0.105	Calculated	379.7	Measured	0.055	Measured	6903.4	Measured	Coal	Dry bottom wall-fired	Dry Lime FGD	Low NOx Burner Technology w/ Overfire Air	Selective Catalytic Red	Baghouse	Halogenated PAC Sorbent Injection	ARP, CSNOX, CSOSG2E, CSSO2G1, MATS
MI	J H Campbell	1710	3	########	15	1	625	344	Measured	0.05	Calculated	716	Measured	0.105	Calculated	375.5	Measured	0.055	Measured	6826.9	Measured	Coal	Dry bottom wall-fired	Dry Lime FGD	Low NOx Burner Technology w/ Overfire Air	Selective Catalytic Red	Baghouse	Halogenated PAC Sorbent Injection	ARP, CSNOX, CSOSG2E, CSSO2G1, MATS
MI	J H Campbell	1710	3	########	16	1	623	427.5	Measured	0.064	Calculated	703.9

MI	J H Campbell	1710	3	########	15	1	625	333.2	Measured	0.051	Calculated	688.9	Measured	0.105	Calculated	1911.5	Measured	0.291	Measured	6568.7	Measured	Coal	Dry bottom wall-fired	Dry Lime FGD	Low NOx Burner Technology w/ Overfire Air	Selective Catalytic Red	Baghouse	Halogenated PAC Sorbent Injection	ARP, CSNOX, CSOSG2E, CSSO2G1, MATS
MI	J H Campbell	1710	3	########	16	1	623	344.5	Measured	0.052	Calculated	690.5	Measured	0.105	Calculated	1560.3	Measured	0.237	Measured	6583.5	Measured	Coal	Dry bottom wall-fired	Dry Lime FGD	Low NOx Burner Technology w/ Overfire Air	Selective Catalytic Red	Baghouse	Halogenated PAC Sorbent Injection	ARP, CSNOX, CSOSG2E, CSSO2G1, MATS
MI	J H Campbell	1710	3	########	17	1	624	345.8	Measured	0.053	Calculated	689.6	Measured	0.105	Calculated	558.9	Measured	0.085	Measured	6575.4	Measured	Coal	Dry bottom wall-fired	Dry Lime FGD	Low NOx Burner Technology w/ Overfire Air	Selective Catalytic Red	Baghouse	Halogenated PAC Sorbent Injection	ARP, CSNOX, CSOSG2E, CSSO2G1, MATS
MI	J H Campbell	1710	3	########	18	1	624	300	Measured	0.046	Calculated	686.8	Measured	0.105	Calculated	320.9	Measured	0.049	Measured	6548.6	Measured	Coal	Dry bottom wall-fired	Dry Lime FGD	Low NOx Burner Technology w/ Overfire Air	Selective Catalytic Red	Baghouse	Halogenated PAC Sorbent Injection	ARP, CSNOX, CSOSG2E, CSSO2G1, MATS
MI	J H Campbell	1710	3	########	19	1	624	341.6	Measured	0.052	Calculated	689.3	Measured	0.105	Calculated	302.3	Measured	0.046	Measured	6572.2	Measured	Coal	Dry bottom wall-fired	Dry Lime FGD	Low NOx Burner Technology w/ Overfire Air	Selective Catalytic Red	Baghouse	Halogenated PAC Sorbent Injection	ARP, CSNOX, CSOSG2E, CSSO2G1, MATS
MI	J H Campbell	1710	3	########	20	1	627	364.9	Measured	0.055	Calculated	694	Measured	0.105	Calculated	324.2	Measured	0.049	Measured	6617.2	Measured	Coal	Dry bottom wall-fired	Dry Lime FGD	Low NOx Burner Technology w/ Overfire Air	Selective Catalytic Red	Baghouse	Halogenated PAC Sorbent Injection	ARP, CSNOX, CSOSG2E, CSSO2G1, MATS
MI	J H Campbell	1710	3	########	21	1	625	357.3	Measured	0.055	Calculated	686.3	Measured	0.105	Calculated	287.9	Measured	0.044	Measured	6544	Measured	Coal	Dry bottom wall-fired	Dry Lime FGD	Low NOx Burner Technology w/ Overfire Air	Selective Catalytic Red	Baghouse	Halogenated PAC Sorbent Injection	ARP, CSNOX, CSOSG2E, CSSO2G1, MATS
MI	J H Campbell	1710	3	########	22	1	627	361.8	Measured	0.056	Calculated	682.1	Measured	0.105	Calculated	292.7	Measured	0.045	Measured	6504.1	Measured	Coal	Dry bottom wall-fired	Dry Lime FGD	Low NOx Burner Technology w/ Overfire Air	Selective Catalytic Red	Baghouse	Halogenated PAC Sorbent Injection	ARP, CSNOX, CSOSG2E, CSSO2G1, MATS
MI	J H Campbell	1710	3	########	23	1	625	341.4	Measured	0.053	Calculated	676.7	Measured	0.105	Calculated	290.4	Measured	0.045	Measured	6452.4	Measured	Coal	Dry bottom wall-fired	Dry Lime FGD	Low NOx Burner Technology w/ Overfire Air	Selective Catalytic Red	Baghouse	Halogenated PAC Sorbent Injection	ARP, CSNOX, CSOSG2E, CSSO2G1, MATS
MI	J H Campbell	1710	3	########	0	1	625	305.3	Measured	0.047	Calculated	678.6	Measured	0.105	Calculated	265.3	Measured	0.041	Measured	6470.3	Measured	Coal	Dry bottom wall-fired	Dry Lime FGD	Low NOx Burner Technology w/ Overfire Air	Selective Catalytic Red	Baghouse	Halogenated PAC Sorbent Injection	ARP, CSNOX, CSOSG2E, CSSO2G1, MATS
MI	J H Campbell	1710	3	########	1	1	625	322.8	Measured	0.05	Calculated	682.1	Measured	0.105	Calculated	266.7	Measured	0.041	Measured	6503.8	Measured	Coal	Dry bottom wall-fired	Dry Lime FGD	Low NOx Burner Technology w/ Overfire Air	Selective Catalytic Red	Baghouse	Halogenated PAC Sorbent Injection	ARP, CSNOX, CSOSG2E, CSSO2G1, MATS
MI	J H Campbell	1710	3	########	2	1	626	323.5	Measured	0.05	Calculated	683.7	Measured	0.105	Calculated	273.8	Measured	0.042	Measured	6518.7	Measured	Coal	Dry bottom wall-fired	Dry Lime FGD	Low NOx Burner Technology w/ Overfire Air	Selective Catalytic Red	Baghouse	Halogenated PAC Sorbent Injection	ARP, CSNOX, CSOSG2E, CSSO2G1, MATS
MI	J H Campbell	1710	3	########	3	1	626	352.1	Measured	0.054	Calculated	683.9	Measured	0.105	Calculated	267.4	Measured	0.041	Measured	6521	Measured	Coal	Dry bottom wall-fired	Dry Lime FGD	Low NOx Burner Technology w/ Overfire Air	Selective Catalytic Red	Baghouse	Halogenated PAC Sorbent Injection	ARP, CSNOX, CSOSG2E, CSSO2G1, MATS
MI	J H Campbell	1710	3	########	4	1	624	374.1	Measured	0.058	Calculated	678.9	Measured	0.105	Calculated	278.3	Measured	0.043	Measured	6473.1	Measured	Coal	Dry bottom wall-fired	Dry Lime FGD	Low NOx Burner Technology w/ Overfire Air	Selective Catalytic Red	Baghouse	Halogenated PAC Sorbent Injection	ARP, CSNOX, CSOSG2E, CSSO2G1, MATS
MI	J H Campbell	1710	3	########	5	1	625	327.1	Measured	0.051	Calculated	671.4	Measured	0.105	Calculated	300.9	Measured	0.047	Measured	6401.6	Measured	Coal	Dry bottom wall-fired	Dry Lime FGD	Low NOx Burner Technology w/ Overfire Air	Selective Catalytic Red	Baghouse	Halogenated PAC Sorbent Injection	ARP, CSNOX, CSOSG2E, CSSO2G1, MATS
MI	J H Campbell	1710	3	########	6	1	623	333	Measured	0.052	Calculated	672.7	Measured	0.105	Calculated	327.1	Measured	0.051	Measured	6413.7	Measured	Coal	Dry bottom wall-fired	Dry Lime FGD	Low NOx Burner Technology w/ Overfire Air	Selective Catalytic Red	Baghouse	Halogenated PAC Sorbent Injection	ARP, CSNOX, CSOSG2E, CSSO2G1, MATS
MI	J H Campbell	1710	3	########	7	1	625	358	Measured	0.056	Calculated	675.4	Measured	0.105	Calculated	328.4	Measured	0.051	Measured	6439.9	Measured	Coal	Dry bottom wall-fired	Dry Lime FGD	Low NOx Burner Technology w/ Overfire Air	Selective Catalytic Red	Baghouse	Halogenated PAC Sorbent Injection	ARP, CSNOX, CSOSG2E, CSSO2G1, MATS
MI	J H Campbell	1710	3	########	8	1	624	345.4	Measured	0.054	Calculated	669.1	Measured	0.105	Calculated	357.3	Measured	0.056	Measured	6379.5	Measured	Coal	Dry bottom wall-fired	Dry Lime FGD	Low NOx Burner Technology w/ Overfire Air	Selective Catalytic Red	Baghouse	Halogenated PAC Sorbent Injection	ARP, CSNOX, CSOSG2E, CSSO2G1, MATS
MI	J H Campbell	1710	3	########	9	1	623	327.4	Measured	0.052	Calculated	664.9	Measured	0.105	Calculated	329.6	Measured	0.052	Measured	6339.2	Measured	Coal	Dry bottom wall-fired	Dry Lime FGD	Low NOx Burner Technology w/ Overfire Air	Selective Catalytic Red	Baghouse	Halogenated PAC Sorbent Injection	ARP, CSNOX, CSOSG2E, CSSO2G1, MATS
MI	J H Campbell	1710	3	########	10	1	627	331.9	Measured	0.051	Calculated	676.5	Measured	0.105	Calculated	335.4	Measured	0.052	Measured	6450.6	Measured	Coal	Dry bottom wall-fired	Dry Lime FGD	Low NOx Burner Technology w/ Overfire Air	Selective Catalytic Red	Baghouse	Halogenated PAC Sorbent Injection	ARP, CSNOX, CSOSG2E, CSSO2G1, MATS
MI	J H Campbell	1710	3	########	11	1	625	365.9	Measured	0.057	Calculated	673.7	Measured	0.105	Calculated	327.6	Measured	0.051	Measured	6423.8	Measured	Coal	Dry bottom wall-fired	Dry Lime FGD	Low NOx Burner Technology w/ Overfire Air	Selective Catalytic Red	Baghouse	Halogenated PAC Sorbent Injection	ARP, CSNOX, CSOSG2E, CSSO2G1, MATS
MI	J H Campbell	1710	3	########	12	1	623	452.6	Measured	0.07	Calculated	674.7	Measured	0.105	Calculated	321.6	Measured	0.05	Measured	6432.6	Measured	Coal	Dry bottom wall-fired	Dry Lime FGD	Low NOx Burner Technology w/ Overfire Air	Selective Catalytic Red	Baghouse	Halogenated PAC Sorbent Injection	ARP, CSNOX, CSOSG2E, CSSO2G1, MATS
MI	J H Campbell	1710	3	########	13	1	625	397	Measured	0.061	Calculated	681.5	Measured	0.105	Calculated	324.9	Measured	0.05	Measured	6498.1	Measured	Coal	Dry bottom wall-fired	Dry Lime FGD	Low NOx Burner Technology w/ Overfire Air	Selective Catalytic Red	Baghouse	Halogenated PAC Sorbent Injection	ARP, CSNOX, CSOSG2E, CSSO2G1, MATS
MI	J H Campbell	1710	3	########	14	1	627	378	Measured	0.058	Calculated	688.5	Measured	0.105	Calculated	334.8	Measured	0.051	Measured	6564.9	Measured	Coal	Dry bottom wall-fired	Dry Lime FGD	Low NOx Burner Technology w/ Overfire Air	Selective Catalytic Red	Baghouse	Halogenated PAC Sorbent Injection	ARP, CSNOX, CSOSG2E, CSSO2G1, MATS
MI	J H Campbell	1710	3	########	15	1	626	318.3	Measured	0.048	Calculated	696.2	Measured	0.105	Calculated	351.8	Measured	0.053	Measured	6637.7	Measured	Coal	Dry bottom wall-fired	Dry Lime FGD	Low NOx Burner Technology w/ Overfire Air	Selective Catalytic Red	Baghouse	Halogenated PAC Sorbent Injection	ARP, CSNOX, CSOSG2E, CSSO2G1, MATS
MI	J H Campbell	1710	3	########	16	1	625	400.5	Measured	0.061	Calculated	693.6	Measured	0.105	Calculated	343.9	Measured	0.052	Measured	6613.5	Measured	Coal	Dry bottom wall-fired	Dry Lime FGD	Low NOx Burner Technology w/ Overfire Air	Selective Catalytic Red	Baghouse	Halogenated PAC Sorbent Injection	ARP, CSNOX, CSOSG2E, CSSO2G1, MATS
MI	J H Campbell	1710	3	########	17	1	623	380.3	Measured	0.058	Calculated	686	Measured	0.105	Calculated	261.6	Measured	0.04	Measured	6540.9	Measured	Coal	Dry bottom wall-fired	Dry Lime FGD	Low NOx Burner Technology w/ Overfire Air	Selective Catalytic Red	Baghouse	Halogenated PAC Sorbent Injection	ARP, CSNOX, CSOSG2E, CSSO2G1, MATS
MI	J H Campbell	1710	3	########	18	1	623	358.9	Measured	0.055	Calculated	684.6	Measured	0.105	Calculated	235	Measured	0.036	Measured	6527.7	Measured	Coal	Dry bottom wall-fired	Dry Lime FGD	Low NOx Burner Technology w/ Overfire Air	Selective Catalytic Red	Baghouse	Halogenated PAC Sorbent Injection	ARP, CSNOX, CSOSG2E, CSSO2G1, MATS
MI	J H Campbell	1710	3	########	19	1	624	274.9	Measured	0.042	Calculated	687	Measured	0.105	Calculated	235.8	Measured	0.036	Measured	6550.1	Measured	Coal	Dry bottom wall-fired	Dry Lime FGD	Low NOx Burner Technology w/ Overfire Air	Selective Catalytic Red	Baghouse	Halogenated PAC Sorbent Injection	ARP, CSNOX, CSOSG2E, CSSO2G1, MATS
MI	J H Campbell	1710	3	########	20	1	623	311	Measured	0.048	Calculated	686	Measured	0.105	Calculated	255.1	Measured	0.039	Measured	6541	Measured	Coal	Dry bottom wall-fired	Dry Lime FGD	Low NOx Burner Technology w/ Overfire Air	Selective Catalytic Red	Baghouse	Halogenated PAC Sorbent Injection	ARP, CSNOX, CSOSG2E, CSSO2G1, MATS
MI	J H Campbell	1710	3	########	21	1	625	420.7	Measured	0.064	Calculated	686.2	Measured	0.105	Calculated	261.7	Measured	0.04	Measured	6542.4	Measured	Coal	Dry bottom wall-fired	Dry Lime FGD	Low NOx Burner Technology w/ Overfire Air	Selective Catalytic Red	Baghouse	Halogenated PAC Sorbent Injection	ARP, CSNOX, CSOSG2E, CSSO2G1, MATS
MI	J H Campbell	1710	3	########	22	1	627	387.8	Measured	0.059	Calculated	693.2	Measured	0.105	Calculated	264.4	Measured	0.04	Measured	6609.5	Measured	Coal	Dry bottom wall-fired	Dry Lime FGD	Low NOx Burner Technology w/ Overfire Air	Selective Catalytic Red	Baghouse	Halogenated PAC Sorbent Injection	ARP, CSNOX, CSOSG2E, CSSO2G1, MATS
MI	J H Campbell	1710	3	########	23	1	626	344.4	Measured	0.052	Calculated	691.4	Measured	0.105	Calculated	237.3	Measured	0.036	Measured	6592.5	Measured	Coal	Dry bottom wall-fired	Dry Lime FGD	Low NOx Burner Technology w/ Overfire Air	Selective Catalytic Red	Baghouse	Halogenated PAC Sorbent Injection	ARP, CSNOX, CSOSG2E, CSSO2G1, MATS
MI	J H Campbell	1710	3	########	0	1	623	387.8	Measured	0.059	Calculated	690	Measured	0.105	Calculated	250	Measured	0.038	Measured	6578.7	Measured	Coal	Dry bottom wall-fired	Dry Lime FGD	Low NOx Burner Technology w/ Overfire Air	Selective Catalytic Red	Baghouse	Halogenated PAC Sorbent Injection	ARP, CSNOX, CSOSG2E, CSSO2G1, MATS
MI	J H Campbell	1710	3	########	1	1	626	378.7	Measured	0.057	Calculated	695.6	Measured	0.105	Calculated	265.3	Measured	0.04	Measured	6632.5	Measured	Coal	Dry bottom wall-fired	Dry Lime FGD	Low NOx Burner Technology w/ Overfire Air	Selective Catalytic Red	Baghouse	Halogenated PAC Sorbent Injection	ARP, CSNOX, CSOSG2E, CSSO2G1, MATS
MI	J H Campbell	1710	3	########	2	1	627	395.7	Measured	0.059	Calculated	697.6	Measured	0.105	Calculated	299.3	Measured	0.045	Measured	6651.3	Measured	Coal	Dry bottom wall-fired	Dry Lime FGD	Low NOx Burner Technology w/ Overfire Air	Selective Catalytic Red	Baghouse	Halogenated PAC Sorbent Injection	ARP, CSNOX, CSOSG2E, CSSO2G1, MATS
MI	J H Campbell	1710	3	########	3	1	623	378.6	Measured	0.058	Calculated	689.4	Measured	0.105	Calculated	295.8	Measured	0.045	Measured	6572.8	Measured	Coal	Dry bottom wall-fired	Dry Lime FGD	Low NOx Burner Technology w/ Overfire Air	Selective Catalytic Red	Baghouse	Halogenated PAC Sorbent Injection	ARP, CSNOX, CSOSG2E, CSSO2G1, MATS
MI	J H Campbell	1710	3	########	4	1	623	384.7	Measured	0.059	Calculated	687.7	Measured	0.105	Calculated	301.6	Measured	0.046	Measured	6557	Measured	Coal	Dry bottom wall-fired	Dry Lime FGD	Low NOx Burner Technology w/ Overfire Air	Selective Catalytic Red	Baghouse	Halogenated PAC Sorbent Injection	ARP, CSNOX, CSOSG2E, CSSO2G1, MATS
MI	J H Campbell	1710	3	########	5	1	624	361	Measured	0.055	Calculated	689.3	Measured	0.105	Calculated	295.7	Measured	0.045	Measured	6572	Measured	Coal	Dry bottom wall-fired	Dry Lime FGD	Low NOx Burner Technology w/ Overfire Air	Selective Catalytic Red	Baghouse	Halogenated PAC Sorbent Injection	ARP, CSNOX, CSOSG2E, CSSO2G1, MATS
MI	J H Campbell	1710	3	########	6	1	624	357.3	Measured	0.054	Calculated	695.1	Measured	0.105	Calculated	311.5	Measured	0.047	Measured	6627.1	Measured	Coal	Dry bottom wall-fired	Dry Lime FGD	Low NOx Burner Technology w/ Overfire Air	Selective Catalytic Red	Baghouse	Halogenated PAC Sorbent Injection	ARP, CSNOX, CSOSG2E, CSSO2G1, MATS
MI	J H Campbell	1710	3	########	7	1	624	327	Measured	0.05	Calculated	688.2	Measured	0.105	Calculated	308.4	Measured	0.047	Measured	6562	Measured	Coal	Dry bottom wall-fired	Dry Lime FGD	Low NOx Burner Technology w/ Overfire Air	Selective Catalytic Red	Baghouse	Halogenated PAC Sorbent Injection	ARP, CSNOX, CSOSG2E, CSSO2G1, MATS
MI	J H Campbell	1710	3	########	8	1	624	362.2	Measured	0.055	Calculated	684.9	Measured	0.105	Calculated	320	Measured	0.049	Measured	6530.4	Measured	Coal	Dry bottom wall-fired	Dry Lime FGD	Low NOx Burner Technology w/ Overfire Air	Selective Catalytic Red	Baghouse	Halogenated PAC Sorbent Injection	ARP, CSNOX, CSOSG2E, CSSO2G1, MATS
MI	J H Campbell	1710	3	########	9	1	622	357.6	Measured	0.055	Calculated	686.2	Measured	0.105	Calculated	294.4	Measured	0.045	Measured	6542.7	Measured	Coal	Dry bottom wall-fired	Dry Lime FGD	Low NOx Burner Technology w/ Overfire Air	Selective Catalytic Red	Baghouse	Halogenated PAC Sorbent Injection	ARP, CSNOX, CSOSG2E, CSSO2G1, MATS
MI	J H Campbell	1710	3	########	10	1	623	315.7	Measured	0.048	Calculated	690.4	Measured	0.105	Calculated	263.3	Measured	0.04	Measured	6582.3	Measured	Coal	Dry bottom wall-fired	Dry Lime FGD	Low NOx Burner Technology w/ Overfire Air	Selective Catalytic Red	Baghouse	Halogenated PAC Sorbent Injection	ARP, CSNOX, CSOSG2E, CSSO2G1, MATS
MI	J H Campbell	1710	3	########	11	1	624	470.1	Measured	0.071	Calculated	692.7	Measured	0.105	Calculated	277.4	Measured	0.042	Measured	6604.3	Measured	Coal	Dry bottom wall-fired	Dry Lime FGD	Low NOx Burner Technology w/ Overfire Air	Selective Catalytic Red	Baghouse	Halogenated PAC Sorbent Injection	ARP, CSNOX, CSOSG2E, CSSO2G1, MATS
MI	J H Campbell	1710	3	########	12	1	622	426.6	Measured	0.065	Calculated	687.5	Measured	0.105	Calculated	255.7	Measured	0.039	Measured	6555.3	Measured	Coal	Dry bottom wall-fired	Dry Lime FGD	Low NOx Burner Technology w/ Overfire Air	Selective Catalytic Red	Baghouse	Halogenated PAC Sorbent Injection	ARP, CSNOX, CSOSG2E, CSSO2G1, MATS
MI	J H Campbell	1710	3	########	13	1	622	359	Measured	0.055	Calculated	690.8	Measured	0.105	Calculated	289.8	Measured	0.044	Measured	6586.5	Measured	Coal	Dry bottom wall-fired	Dry Lime FGD	Low NOx Burner Technology w/ Overfire Air	Selective Catalytic Red	Baghouse	Halogenated PAC Sorbent Injection	ARP, CSNOX, CSOSG2E, CSSO2G1, MATS
MI	J H Campbell	1710	3	########	14	1	623	364.9	Measured	0.056	Calculated	688.8	Measured	0.105	Calculated	289	Measured	0.044	Measured	6567.9	Measured	Coal	Dry bottom wall-fired	Dry Lime FGD	Low NOx Burner Technology w/ Overfire Air	Selective Catalytic Red	Baghouse	Halogenated PAC Sorbent Injection	ARP, CSNOX, CSOSG2E, CSSO2G1, MATS
MI	J H Campbell	1710	3	########	15	1	622	397.9	Measured	0.06	Calculated	692	Measured	0.105	Calculated	303.5	Measured	0.046	Measured	6598.1	Measured	Coal	Dry bottom wall-fired	Dry Lime FGD	Low NOx Burner Technology w/ Overfire Air	Selective Catalytic Red	Baghouse	Halogenated PAC Sorbent Injection	ARP, CSNOX, CSOSG2E, CSSO2G1, MATS
MI	J H Campbell	1710	3	########	16	1	624	370.2	Measured	0.056	Calculated	689.5	Measured	0.105	Calculated	328.7	Measured	0.05	Measured	6574.1	Measured	Coal	Dry bottom wall-fired	Dry Lime FGD	Low NOx Burner Technology w/ Overfire Air	Selective Catalytic Red	Baghouse	Halogenated PAC Sorbent Injection	ARP, CSNOX, CSOSG2E, CSSO2G1, MATS
MI	J H Campbell	1710	3	########	17	1	622	323.7	Measured	0.049	Calculated	687.3	Measured	0.105	Calculated	294.9	Measured	0.045	Measured	6553.4	Measured	Coal	Dry bottom wall-fired	Dry Lime FGD	Low NOx Burner Technology w/ Overfire Air	Selective Catalytic Red	Baghouse	Halogenated PAC Sorbent Injection	ARP, CSNOX, CSOSG2E, CSSO2G1, MATS
MI	J H Campbell	1710	3	########	18	1	621	378.2	Measured	0.057	Calculated	691.7	Measured	0.105	Calculated	290.2	Measured	0.044	Measured	6595.6	Measured	Coal	Dry bottom wall-fired	Dry Lime FGD	Low NOx Burner Technology w/ Overfire Air	Selective Catalytic Red	Baghouse	Halogenated PAC Sorbent Injection	ARP, CSNOX, CSOSG2E, CSSO2G1, MATS
MI	J H Campbell	1710	3	########	19	1	624	386.1	Measured	0.058	Calculated	696.1	Measured	0.105	Calculated	325.2	Measured	0.049	Measured	6637.5	Measured	Coal	Dry bottom wall-fired	Dry Lime FGD	Low NOx Burner Technology w/ Overfire Air	Selective Catalytic Red	Baghouse	Halogenated PAC Sorbent Injection	ARP, CSNOX, CSOSG2E, CSSO2G1, MATS
MI	J H Campbell	1710	3	########	20	1	624	313.5	Measured	0.047	Calculated	697.7	Measured	0.105	Calculated	359.2	Measured	0.054	Measured	6651.9	Measured	Coal	Dry bottom wall-fired	Dry Lime FGD	Low NOx Burner Technology w/ Overfire Air	Selective Catalytic Red	Baghouse	Halogenated PAC Sorbent Injection	ARP, CSNOX, CSOSG2E, CSSO2G1, MATS
MI	J H Campbell	1710	3	########	21	1	621	329.7	Measured	0.05	Calculated	694.9	Measured	0.105	Calculated	304.8	Measured	0.046	Measured	6625.3	Measured	Coal	Dry bottom wall-fired	Dry Lime FGD	Low NOx Burner Technology w/ Overfire Air	Selective Catalytic Red	Baghouse	Halogenated PAC Sorbent Injection	ARP, CSNOX, CSOSG2E, CSSO2G1, MATS
MI	J H Campbell	1710	3	########	22	1	624	353.7	Measured	0.053	Calculated	697.4	Measured	0.105	Calculated	312.5	Measured	0.047	Measured	6649.5	Measured	Coal	Dry bottom wall-fired	Dry Lime FGD	Low NOx Burner Technology w/ Overfire Air	Selective Catalytic Red	Baghouse	Halogenated PAC Sorbent Injection	ARP, CSNOX, CSOSG2E, CSSO2G1, MATS
MI	J H Campbell	1710	3	########	23	1	624	366.5	Measured	0.055	Calculated	704.5	Measured	0.105	Calculated	356	Measured	0.053	Measured	6716.9	Measured	Coal	Dry bottom wall-fired	Dry Lime FGD	Low NOx Burner Technology w/ Overfire Air	Selective Catalytic Red	Baghouse	Halogenated PAC Sorbent Injection	ARP, CSNOX, CSOSG2E, CSSO2G1, MATS
MI	J H Campbell	1710	3	########	0	1	622	396.3	Measured	0.059	Calculated	701.3	Measured	0.105	Calculated	354.4	Measured	0.053	Measured	6687.1	Measured	Coal	Dry bottom wall-fired	Dry Lime FGD	Low NOx Burner Technology w/ Overfire Air	Selective Catalytic Red	Baghouse	Halogenated PAC Sorbent Injection	ARP, CSNOX, CSOSG2E, CSSO2G1, MATS
MI	J H Campbell	1710	3	########	1	1	622	377.1	Measured	0.056	Calculated	701.9	Measured	0.105	Calculated	354.7	Measured	0.053	Measured	6692.9	Measured	Coal	Dry bottom wall-fired	Dry Lime FGD	Low NOx Burner Technology w/ Overfire Air	Selective Catalytic Red	Baghouse	Halogenated PAC Sorbent Injection	ARP, CSNOX, CSOSG2E, CSSO2G1, MATS
MI	J H Campbell	1710	3	########	2	1	624	358.6	Measured	0.054	Calculated	700.2	Measured	0.105	Calculated	360.5	Measured	0.054	Measured	6676.6	Measured	Coal	Dry bottom wall-fired	Dry Lime FGD	Low NOx Burner Technology w/ Overfire Air	Selective Catalytic Red	Baghouse	Halogenated PAC Sorbent Injection	ARP, CSNOX, CSOSG2E, CSSO2G1, MATS
MI	J H Campbell	1710	3	########	3	1	625	343.2	Measured	0.051	Calculated	707.1	Measured	0.105	Calculated	350.6	Measured	0.052	Measured	6742.4	Measured	Coal	Dry bottom wall-fired	Dry Lime FGD	Low NOx Burner Technology w/ Overfire Air	Selective Catalytic Red	Baghouse	Halogenated PAC Sorbent Injection	ARP, CSNOX, CSOSG2E, CSSO2G1, MATS
MI	J H Campbell	1710	3	########	4	1	623	371.8	Measured	0.055	Calculated	704.6	Measured	0.105	Calculated	362.8	Measured	0.054	Measured	6718.5	Measured	Coal	Dry bottom wall-fired	Dry Lime FGD	Low NOx Burner Technology w/ Overfire Air	Selective Catalytic Red	Baghouse	Halogenated PAC Sorbent Injection	ARP, CSNOX, CSOSG2E, CSSO2G1, MATS
MI	J H Campbell	1710	3	########	5	1	623	370.5	Measured	0.055	Calculated	705.4	Measured	0.105	Calculated	363.2	Measured	0.054	Measured	6725.8	Measured	Coal	Dry bottom wall-fired	Dry Lime FGD	Low NOx Burner Technology w/ Overfire Air	Selective Catalytic Red	Baghouse	Halogenated PAC Sorbent Injection	ARP, CSNOX, CSOSG2E, CSSO2G1, MATS
MI	J H Campbell	1710	3	########	6	1	621	371.8	Measured	0.056	Calculated	701.3	Measured	0.105	Calculated	347.7	Measured	0.052	Measured	6686.7	Measured	Coal	Dry bottom wall-fired	Dry Lime FGD	Low NOx Burner Technology w/ Overfire Air	Selective Catalytic Red	Baghouse	Halogenated PAC Sorbent Injection	ARP, CSNOX, CSOSG2E, CSSO2G1, MATS
MI	J H Campbell	1710	3	########	7	1	622	361.7	Measured	0.054	Calculated	705.3	Measured	0.105	Calculated	343	Measured	0.051	Measured	6725.1	Measured	Coal	Dry bottom wall-fired	Dry Lime FGD	Low NOx Burner Technology w/ Overfire Air	Selective Catalytic Red	Baghouse	Halogenated PAC Sorbent Injection	ARP, CSNOX, CSOSG2E, CSSO2G1, MATS
MI	J H Campbell	1710	3	########	8	1	624	350.6	Measured	0.052	Calculated	704.2	Measured	0.105	Calculated	342.4	Measured	0.051	Measured	6714.3	Measured	Coal	Dry bottom wall-fired	Dry Lime FGD	Low NOx Burner Technology w/ Overfire Air	Selective Catalytic Red	Baghouse	Halogenated PAC Sorbent Injection	ARP, CSNOX, CSOSG2E, CSSO2G1, MATS
MI	J H Campbell	1710	3	########	9	1	623	379.6	Measured	0.056	Calculated	706.1	Measured	0.105	Calculated	356.8	Measured	0.053	Measured	6732.6	Measured	Coal	Dry bottom wall-fired	Dry Lime FGD	Low NOx Burner Technology w/ Overfire Air	Selective Catalytic Red	Baghouse	Halogenated PAC Sorbent Injection	ARP, CSNOX, CSOSG2E, CSSO2G1, MATS
MI	J H Campbell	1710	3	########	10	1	622	375	Measured	0.056	Calculated	700.7	Measured	0.105	Calculated	347.4	Measured	0.052	Measured	6681	Measured	Coal	Dry bottom wall-fired	Dry Lime FGD	Low NOx Burner Technology w/ Overfire Air	Selective Catalytic Red	Baghouse	Halogenated PAC Sorbent Injection	ARP, CSNOX, CSOSG2E, CSSO2G1, MATS
MI	J H Campbell	1710	3	########	11	1	621	423.4	Measured	0.063	Calculated	699.9	Measured	0.105	Calculated	333.7	Measured	0.05	Measured	6673.7	Measured	Coal	Dry bottom wall-fired	Dry Lime FGD	Low NOx Burner Technology w/ Overfire Air	Selective Catalytic Red	Baghouse	Halogenated PAC Sorbent Injection	ARP, CSNOX, CSOSG2E, CSSO2G1, MATS
MI	J H Campbell	1710	3	########	12	1	621	345.7	Measured	0.051	Calculated	705.1	Measured	0.105	Calculated	309.2	Measured	0.046	Measured	6722.5	Measured	Coal	Dry bottom wall-fired	Dry Lime FGD	Low NOx Burner Technology w/ Overfire Air	Selective Catalytic Red	Baghouse	Halogenated PAC Sorbent Injection	ARP, CSNOX, CSOSG2E, CSSO2G1, MATS
MI	J H Campbell	1710	3	########	13	1	623	356.7	Measured	0.053	Calculated	703.4	Measured	0.105	Calculated	301.8	Measured	0.045	Measured	6707.1	Measured	Coal	Dry bottom wall-fired	Dry Lime FGD	Low NOx Burner Technology w/ Overfire Air	Selective Catalytic Red	Baghouse	Halogenated PAC Sorbent Injection	ARP, CSNOX, CSOSG2E, CSSO2G1, MATS
MI	J H Campbell	1710	3	########	14	1	623	372.4	Measured	0.056	Calculated	699.7	Measured	0.105	Calculated	313.6	Measured	0.047	Measured	6671.7	Measured	Coal	Dry bottom wall-fired	Dry Lime FGD	Low NOx Burner Technology w/ Overfire Air	Selective Catalytic Red	Baghouse	Halogenated PAC Sorbent Injection	ARP, CSNOX, CSOSG2E, CSSO2G1, MATS
MI	J H Campbell	1710	3	########	15	1	624	376

MI	J H Campbell	1710	3	########	14	1	622	354	Measured	0.052	Calculated	717.5	Measured	0.105	Calculated	355.7	Measured	0.052	Measured	6841.3	Measured	Coal	Dry bottom wall-fired	Dry Lime FGD	Low NOx Burner Technology w/ Overfire Air	Selective Catalytic Red	Baghouse	Halogenated PAC Sorbent Injection	ARP, CSNOX, CSOSG2E, CSSO2G1, MATS
MI	J H Campbell	1710	3	########	15	1	622	348.6	Measured	0.051	Calculated	717.1	Measured	0.105	Calculated	348.7	Measured	0.051	Measured	6837	Measured	Coal	Dry bottom wall-fired	Dry Lime FGD	Low NOx Burner Technology w/ Overfire Air	Selective Catalytic Red	Baghouse	Halogenated PAC Sorbent Injection	ARP, CSNOX, CSOSG2E, CSSO2G1, MATS
MI	J H Campbell	1710	3	########	16	1	623	340.1	Measured	0.05	Calculated	717.3	Measured	0.105	Calculated	355.6	Measured	0.052	Measured	6839.1	Measured	Coal	Dry bottom wall-fired	Dry Lime FGD	Low NOx Burner Technology w/ Overfire Air	Selective Catalytic Red	Baghouse	Halogenated PAC Sorbent Injection	ARP, CSNOX, CSOSG2E, CSSO2G1, MATS
MI	J H Campbell	1710	3	########	17	1	623	327.2	Measured	0.048	Calculated	715.6	Measured	0.105	Calculated	361.6	Measured	0.053	Measured	6823.1	Measured	Coal	Dry bottom wall-fired	Dry Lime FGD	Low NOx Burner Technology w/ Overfire Air	Selective Catalytic Red	Baghouse	Halogenated PAC Sorbent Injection	ARP, CSNOX, CSOSG2E, CSSO2G1, MATS
MI	J H Campbell	1710	3	########	18	1	622	355.7	Measured	0.053	Calculated	710.5	Measured	0.105	Calculated	345.5	Measured	0.051	Measured	6774.9	Measured	Coal	Dry bottom wall-fired	Dry Lime FGD	Low NOx Burner Technology w/ Overfire Air	Selective Catalytic Red	Baghouse	Halogenated PAC Sorbent Injection	ARP, CSNOX, CSOSG2E, CSSO2G1, MATS
MI	J H Campbell	1710	3	########	19	1	623	360.9	Measured	0.053	Calculated	717.6	Measured	0.105	Calculated	335.2	Measured	0.049	Measured	6841.6	Measured	Coal	Dry bottom wall-fired	Dry Lime FGD	Low NOx Burner Technology w/ Overfire Air	Selective Catalytic Red	Baghouse	Halogenated PAC Sorbent Injection	ARP, CSNOX, CSOSG2E, CSSO2G1, MATS
MI	J H Campbell	1710	3	########	20	1	624	328.6	Measured	0.048	Calculated	714.8	Measured	0.105	Calculated	354.4	Measured	0.052	Measured	6815.8	Measured	Coal	Dry bottom wall-fired	Dry Lime FGD	Low NOx Burner Technology w/ Overfire Air	Selective Catalytic Red	Baghouse	Halogenated PAC Sorbent Injection	ARP, CSNOX, CSOSG2E, CSSO2G1, MATS
MI	J H Campbell	1710	3	########	21	1	622	341.5	Measured	0.05	Calculated	716.6	Measured	0.105	Calculated	348.4	Measured	0.051	Measured	6832.2	Measured	Coal	Dry bottom wall-fired	Dry Lime FGD	Low NOx Burner Technology w/ Overfire Air	Selective Catalytic Red	Baghouse	Halogenated PAC Sorbent Injection	ARP, CSNOX, CSOSG2E, CSSO2G1, MATS
MI	J H Campbell	1710	3	########	22	1	623	350.5	Measured	0.052	Calculated	711.5	Measured	0.105	Calculated	346	Measured	0.051	Measured	6784	Measured	Coal	Dry bottom wall-fired	Dry Lime FGD	Low NOx Burner Technology w/ Overfire Air	Selective Catalytic Red	Baghouse	Halogenated PAC Sorbent Injection	ARP, CSNOX, CSOSG2E, CSSO2G1, MATS
MI	J H Campbell	1710	3	########	23	1	623	355.5	Measured	0.052	Calculated	714.5	Measured	0.105	Calculated	333.8	Measured	0.049	Measured	6812.9	Measured	Coal	Dry bottom wall-fired	Dry Lime FGD	Low NOx Burner Technology w/ Overfire Air	Selective Catalytic Red	Baghouse	Halogenated PAC Sorbent Injection	ARP, CSNOX, CSOSG2E, CSSO2G1, MATS
MI	J H Campbell	1710	3	########	0	1	622	370	Measured	0.054	Calculated	715.8	Measured	0.105	Calculated	341.2	Measured	0.05	Measured	6824.8	Measured	Coal	Dry bottom wall-fired	Dry Lime FGD	Low NOx Burner Technology w/ Overfire Air	Selective Catalytic Red	Baghouse	Halogenated PAC Sorbent Injection	ARP, CSNOX, CSOSG2E, CSSO2G1, MATS
MI	J H Campbell	1710	3	########	1	1	625	380.9	Measured	0.055	Calculated	720	Measured	0.105	Calculated	350.1	Measured	0.051	Measured	6864.8	Measured	Coal	Dry bottom wall-fired	Dry Lime FGD	Low NOx Burner Technology w/ Overfire Air	Selective Catalytic Red	Baghouse	Halogenated PAC Sorbent Injection	ARP, CSNOX, CSOSG2E, CSSO2G1, MATS
MI	J H Campbell	1710	3	########	2	1	624	350.9	Measured	0.052	Calculated	713.4	Measured	0.105	Calculated	333.3	Measured	0.049	Measured	6802.4	Measured	Coal	Dry bottom wall-fired	Dry Lime FGD	Low NOx Burner Technology w/ Overfire Air	Selective Catalytic Red	Baghouse	Halogenated PAC Sorbent Injection	ARP, CSNOX, CSOSG2E, CSSO2G1, MATS
MI	J H Campbell	1710	3	########	3	1	626	336.9	Measured	0.049	Calculated	715.6	Measured	0.105	Calculated	341.1	Measured	0.05	Measured	6822.7	Measured	Coal	Dry bottom wall-fired	Dry Lime FGD	Low NOx Burner Technology w/ Overfire Air	Selective Catalytic Red	Baghouse	Halogenated PAC Sorbent Injection	ARP, CSNOX, CSOSG2E, CSSO2G1, MATS
MI	J H Campbell	1710	3	########	4	1	621	515.5	Measured	0.076	Calculated	708	Measured	0.105	Calculated	317.3	Measured	0.047	Measured	6750.8	Measured	Coal	Dry bottom wall-fired	Dry Lime FGD	Low NOx Burner Technology w/ Overfire Air	Selective Catalytic Red	Baghouse	Halogenated PAC Sorbent Injection	ARP, CSNOX, CSOSG2E, CSSO2G1, MATS
MI	J H Campbell	1710	3	########	5	1	622	481.8	Measured	0.072	Calculated	701.4	Measured	0.105	Calculated	327.7	Measured	0.049	Measured	6688.1	Measured	Coal	Dry bottom wall-fired	Dry Lime FGD	Low NOx Burner Technology w/ Overfire Air	Selective Catalytic Red	Baghouse	Halogenated PAC Sorbent Injection	ARP, CSNOX, CSOSG2E, CSSO2G1, MATS
MI	J H Campbell	1710	3	########	6	1	622	345.7	Measured	0.051	Calculated	705.2	Measured	0.105	Calculated	342.9	Measured	0.051	Measured	6723.9	Measured	Coal	Dry bottom wall-fired	Dry Lime FGD	Low NOx Burner Technology w/ Overfire Air	Selective Catalytic Red	Baghouse	Halogenated PAC Sorbent Injection	ARP, CSNOX, CSOSG2E, CSSO2G1, MATS
MI	J H Campbell	1710	3	########	7	1	624	345.9	Measured	0.052	Calculated	698.6	Measured	0.105	Calculated	339.7	Measured	0.051	Measured	6661.1	Measured	Coal	Dry bottom wall-fired	Dry Lime FGD	Low NOx Burner Technology w/ Overfire Air	Selective Catalytic Red	Baghouse	Halogenated PAC Sorbent Injection	ARP, CSNOX, CSOSG2E, CSSO2G1, MATS
MI	J H Campbell	1710	3	########	8	1	625	317.9	Measured	0.048	Calculated	698.3	Measured	0.105	Calculated	339.6	Measured	0.051	Measured	6658	Measured	Coal	Dry bottom wall-fired	Dry Lime FGD	Low NOx Burner Technology w/ Overfire Air	Selective Catalytic Red	Baghouse	Halogenated PAC Sorbent Injection	ARP, CSNOX, CSOSG2E, CSSO2G1, MATS
MI	J H Campbell	1710	3	########	9	1	624	276.4	Measured	0.042	Calculated	697	Measured	0.105	Calculated	352.2	Measured	0.053	Measured	6646.1	Measured	Coal	Dry bottom wall-fired	Dry Lime FGD	Low NOx Burner Technology w/ Overfire Air	Selective Catalytic Red	Baghouse	Halogenated PAC Sorbent Injection	ARP, CSNOX, CSOSG2E, CSSO2G1, MATS
MI	J H Campbell	1710	3	########	10	1	622	318.5	Measured	0.048	Calculated	696	Measured	0.105	Calculated	345.1	Measured	0.052	Measured	6636.2	Measured	Coal	Dry bottom wall-fired	Dry Lime FGD	Low NOx Burner Technology w/ Overfire Air	Selective Catalytic Red	Baghouse	Halogenated PAC Sorbent Injection	ARP, CSNOX, CSOSG2E, CSSO2G1, MATS
MI	J H Campbell	1710	3	########	11	1	620	351	Measured	0.054	Calculated	683.7	Measured	0.105	Calculated	319.4	Measured	0.049	Measured	6519.1	Measured	Coal	Dry bottom wall-fired	Dry Lime FGD	Low NOx Burner Technology w/ Overfire Air	Selective Catalytic Red	Baghouse	Halogenated PAC Sorbent Injection	ARP, CSNOX, CSOSG2E, CSSO2G1, MATS
MI	J H Campbell	1710	3	########	12	1	621	359.6	Measured	0.055	Calculated	687.3	Measured	0.105	Calculated	327.7	Measured	0.05	Measured	6553.6	Measured	Coal	Dry bottom wall-fired	Dry Lime FGD	Low NOx Burner Technology w/ Overfire Air	Selective Catalytic Red	Baghouse	Halogenated PAC Sorbent Injection	ARP, CSNOX, CSOSG2E, CSSO2G1, MATS
MI	J H Campbell	1710	3	########	13	1	622	374.5	Measured	0.057	Calculated	686.7	Measured	0.105	Calculated	320.8	Measured	0.049	Measured	6547.5	Measured	Coal	Dry bottom wall-fired	Dry Lime FGD	Low NOx Burner Technology w/ Overfire Air	Selective Catalytic Red	Baghouse	Halogenated PAC Sorbent Injection	ARP, CSNOX, CSOSG2E, CSSO2G1, MATS
MI	J H Campbell	1710	3	########	14	1	622	372.2	Measured	0.058	Calculated	676.5	Measured	0.105	Calculated	316.1	Measured	0.049	Measured	6450.4	Measured	Coal	Dry bottom wall-fired	Dry Lime FGD	Low NOx Burner Technology w/ Overfire Air	Selective Catalytic Red	Baghouse	Halogenated PAC Sorbent Injection	ARP, CSNOX, CSOSG2E, CSSO2G1, MATS
MI	J H Campbell	1710	3	########	15	1	620	383.9	Measured	0.059	Calculated	679.5	Measured	0.105	Calculated	317.5	Measured	0.049	Measured	6478.6	Measured	Coal	Dry bottom wall-fired	Dry Lime FGD	Low NOx Burner Technology w/ Overfire Air	Selective Catalytic Red	Baghouse	Halogenated PAC Sorbent Injection	ARP, CSNOX, CSOSG2E, CSSO2G1, MATS
MI	J H Campbell	1710	3	########	16	1	622	362.2	Measured	0.055	Calculated	686.4	Measured	0.105	Calculated	320.7	Measured	0.049	Measured	6544.6	Measured	Coal	Dry bottom wall-fired	Dry Lime FGD	Low NOx Burner Technology w/ Overfire Air	Selective Catalytic Red	Baghouse	Halogenated PAC Sorbent Injection	ARP, CSNOX, CSOSG2E, CSSO2G1, MATS
MI	J H Campbell	1710	3	########	17	1	621	383.7	Measured	0.058	Calculated	697.6	Measured	0.105	Calculated	306	Measured	0.046	Measured	6651.3	Measured	Coal	Dry bottom wall-fired	Dry Lime FGD	Low NOx Burner Technology w/ Overfire Air	Selective Catalytic Red	Baghouse	Halogenated PAC Sorbent Injection	ARP, CSNOX, CSOSG2E, CSSO2G1, MATS
MI	J H Campbell	1710	3	########	18	1	622	369.2	Measured	0.056	Calculated	696.4	Measured	0.105	Calculated	325.3	Measured	0.049	Measured	6639.7	Measured	Coal	Dry bottom wall-fired	Dry Lime FGD	Low NOx Burner Technology w/ Overfire Air	Selective Catalytic Red	Baghouse	Halogenated PAC Sorbent Injection	ARP, CSNOX, CSOSG2E, CSSO2G1, MATS
MI	J H Campbell	1710	3	########	19	1	621	361.2	Measured	0.054	Calculated	697.7	Measured	0.105	Calculated	325.9	Measured	0.049	Measured	6652	Measured	Coal	Dry bottom wall-fired	Dry Lime FGD	Low NOx Burner Technology w/ Overfire Air	Selective Catalytic Red	Baghouse	Halogenated PAC Sorbent Injection	ARP, CSNOX, CSOSG2E, CSSO2G1, MATS
MI	J H Campbell	1710	3	########	20	1	621	332.7	Measured	0.05	Calculated	699.8	Measured	0.105	Calculated	333.6	Measured	0.05	Measured	6672.1	Measured	Coal	Dry bottom wall-fired	Dry Lime FGD	Low NOx Burner Technology w/ Overfire Air	Selective Catalytic Red	Baghouse	Halogenated PAC Sorbent Injection	ARP, CSNOX, CSOSG2E, CSSO2G1, MATS
MI	J H Campbell	1710	3	########	21	1	621	345.6	Measured	0.052	Calculated	697.7	Measured	0.105	Calculated	332.6	Measured	0.05	Measured	6652.3	Measured	Coal	Dry bottom wall-fired	Dry Lime FGD	Low NOx Burner Technology w/ Overfire Air	Selective Catalytic Red	Baghouse	Halogenated PAC Sorbent Injection	ARP, CSNOX, CSOSG2E, CSSO2G1, MATS
MI	J H Campbell	1710	3	########	22	1	622	388.1	Measured	0.058	Calculated	699.1	Measured	0.105	Calculated	326.6	Measured	0.049	Measured	6665.9	Measured	Coal	Dry bottom wall-fired	Dry Lime FGD	Low NOx Burner Technology w/ Overfire Air	Selective Catalytic Red	Baghouse	Halogenated PAC Sorbent Injection	ARP, CSNOX, CSOSG2E, CSSO2G1, MATS
MI	J H Campbell	1710	3	########	23	1	623	334.5	Measured	0.05	Calculated	703.6	Measured	0.105	Calculated	342.2	Measured	0.051	Measured	6709.1	Measured	Coal	Dry bottom wall-fired	Dry Lime FGD	Low NOx Burner Technology w/ Overfire Air	Selective Catalytic Red	Baghouse	Halogenated PAC Sorbent Injection	ARP, CSNOX, CSOSG2E, CSSO2G1, MATS
MI	J H Campbell	1710	3	########	0	1	622	376.5	Measured	0.056	Calculated	700.8	Measured	0.105	Calculated	354.1	Measured	0.053	Measured	6681.6	Measured	Coal	Dry bottom wall-fired	Dry Lime FGD	Low NOx Burner Technology w/ Overfire Air	Selective Catalytic Red	Baghouse	Halogenated PAC Sorbent Injection	ARP, CSNOX, CSOSG2E, CSSO2G1, MATS
MI	J H Campbell	1710	3	########	1	1	622	370.5	Measured	0.056	Calculated	699.4	Measured	0.105	Calculated	340.1	Measured	0.051	Measured	6668.6	Measured	Coal	Dry bottom wall-fired	Dry Lime FGD	Low NOx Burner Technology w/ Overfire Air	Selective Catalytic Red	Baghouse	Halogenated PAC Sorbent Injection	ARP, CSNOX, CSOSG2E, CSSO2G1, MATS
MI	J H Campbell	1710	3	########	2	1	622	346.2	Measured	0.052	Calculated	700	Measured	0.105	Calculated	347.1	Measured	0.052	Measured	6674.2	Measured	Coal	Dry bottom wall-fired	Dry Lime FGD	Low NOx Burner Technology w/ Overfire Air	Selective Catalytic Red	Baghouse	Halogenated PAC Sorbent Injection	ARP, CSNOX, CSOSG2E, CSSO2G1, MATS
MI	J H Campbell	1710	3	########	3	1	622	378.1	Measured	0.057	Calculated	700.5	Measured	0.105	Calculated	354	Measured	0.053	Measured	6679.1	Measured	Coal	Dry bottom wall-fired	Dry Lime FGD	Low NOx Burner Technology w/ Overfire Air	Selective Catalytic Red	Baghouse	Halogenated PAC Sorbent Injection	ARP, CSNOX, CSOSG2E, CSSO2G1, MATS
MI	J H Campbell	1710	3	########	4	1	621	355.5	Measured	0.053	Calculated	697.6	Measured	0.105	Calculated	312.6	Measured	0.047	Measured	6651.5	Measured	Coal	Dry bottom wall-fired	Dry Lime FGD	Low NOx Burner Technology w/ Overfire Air	Selective Catalytic Red	Baghouse	Halogenated PAC Sorbent Injection	ARP, CSNOX, CSOSG2E, CSSO2G1, MATS
MI	J H Campbell	1710	3	########	5	1	620	358.4	Measured	0.054	Calculated	699.8	Measured	0.105	Calculated	313.6	Measured	0.047	Measured	6672.8	Measured	Coal	Dry bottom wall-fired	Dry Lime FGD	Low NOx Burner Technology w/ Overfire Air	Selective Catalytic Red	Baghouse	Halogenated PAC Sorbent Injection	ARP, CSNOX, CSOSG2E, CSSO2G1, MATS
MI	J H Campbell	1710	3	########	6	1	622	354	Measured	0.053	Calculated	705.1	Measured	0.105	Calculated	316	Measured	0.047	Measured	6722.8	Measured	Coal	Dry bottom wall-fired	Dry Lime FGD	Low NOx Burner Technology w/ Overfire Air	Selective Catalytic Red	Baghouse	Halogenated PAC Sorbent Injection	ARP, CSNOX, CSOSG2E, CSSO2G1, MATS
MI	J H Campbell	1710	3	########	7	1	623	363.1	Measured	0.054	Calculated	702.1	Measured	0.105	Calculated	301.2	Measured	0.045	Measured	6693.9	Measured	Coal	Dry bottom wall-fired	Dry Lime FGD	Low NOx Burner Technology w/ Overfire Air	Selective Catalytic Red	Baghouse	Halogenated PAC Sorbent Injection	ARP, CSNOX, CSOSG2E, CSSO2G1, MATS
MI	J H Campbell	1710	3	########	8	1	623	341.1	Measured	0.051	Calculated	704	Measured	0.105	Calculated	302	Measured	0.045	Measured	6712.1	Measured	Coal	Dry bottom wall-fired	Dry Lime FGD	Low NOx Burner Technology w/ Overfire Air	Selective Catalytic Red	Baghouse	Halogenated PAC Sorbent Injection	ARP, CSNOX, CSOSG2E, CSSO2G1, MATS
MI	J H Campbell	1710	3	########	9	1	622	352.7	Measured	0.053	Calculated	698.9	Measured	0.105	Calculated	299.9	Measured	0.045	Measured	6664.1	Measured	Coal	Dry bottom wall-fired	Dry Lime FGD	Low NOx Burner Technology w/ Overfire Air	Selective Catalytic Red	Baghouse	Halogenated PAC Sorbent Injection	ARP, CSNOX, CSOSG2E, CSSO2G1, MATS
MI	J H Campbell	1710	3	########	10	1	624	364.2	Measured	0.057	Calculated	664.5	Measured	0.105	Calculated	310.5	Measured	0.049	Measured	6336	Measured	Coal	Dry bottom wall-fired	Dry Lime FGD	Low NOx Burner Technology w/ Overfire Air	Selective Catalytic Red	Baghouse	Halogenated PAC Sorbent Injection	ARP, CSNOX, CSOSG2E, CSSO2G1, MATS
MI	J H Campbell	1710	3	########	11	1	623	355	Measured	0.056	Calculated	664.3	Measured	0.105	Calculated	323	Measured	0.051	Measured	6334.2	Measured	Coal	Dry bottom wall-fired	Dry Lime FGD	Low NOx Burner Technology w/ Overfire Air	Selective Catalytic Red	Baghouse	Halogenated PAC Sorbent Injection	ARP, CSNOX, CSOSG2E, CSSO2G1, MATS
MI	J H Campbell	1710	3	########	12	1	622	375.7	Measured	0.056	Calculated	705.8	Measured	0.105	Calculated	316.3	Measured	0.047	Measured	6729.5	Measured	Coal	Dry bottom wall-fired	Dry Lime FGD	Low NOx Burner Technology w/ Overfire Air	Selective Catalytic Red	Baghouse	Halogenated PAC Sorbent Injection	ARP, CSNOX, CSOSG2E, CSSO2G1, MATS
MI	J H Campbell	1710	3	########	13	1	622	384	Measured	0.057	Calculated	701.9	Measured	0.105	Calculated	301.2	Measured	0.045	Measured	6692.9	Measured	Coal	Dry bottom wall-fired	Dry Lime FGD	Low NOx Burner Technology w/ Overfire Air	Selective Catalytic Red	Baghouse	Halogenated PAC Sorbent Injection	ARP, CSNOX, CSOSG2E, CSSO2G1, MATS
MI	J H Campbell	1710	3	########	14	1	622	357.2	Measured	0.053	Calculated	708.7	Measured	0.105	Calculated	317.6	Measured	0.047	Measured	6757.3	Measured	Coal	Dry bottom wall-fired	Dry Lime FGD	Low NOx Burner Technology w/ Overfire Air	Selective Catalytic Red	Baghouse	Halogenated PAC Sorbent Injection	ARP, CSNOX, CSOSG2E, CSSO2G1, MATS
MI	J H Campbell	1710	3	########	15	1	621	355.3	Measured	0.053	Calculated	702.5	Measured	0.105	Calculated	334.9	Measured	0.05	Measured	6698.1	Measured	Coal	Dry bottom wall-fired	Dry Lime FGD	Low NOx Burner Technology w/ Overfire Air	Selective Catalytic Red	Baghouse	Halogenated PAC Sorbent Injection	ARP, CSNOX, CSOSG2E, CSSO2G1, MATS
MI	J H Campbell	1710	3	########	16	1	622	393.1	Measured	0.059	Calculated	702.7	Measured	0.105	Calculated	361.8	Measured	0.054	Measured	6699.7	Measured	Coal	Dry bottom wall-fired	Dry Lime FGD	Low NOx Burner Technology w/ Overfire Air	Selective Catalytic Red	Baghouse	Halogenated PAC Sorbent Injection	ARP, CSNOX, CSOSG2E, CSSO2G1, MATS
MI	J H Campbell	1710	3	########	17	1	622	361.5	Measured	0.054	Calculated	700.5	Measured	0.105	Calculated	354	Measured	0.053	Measured	6679.2	Measured	Coal	Dry bottom wall-fired	Dry Lime FGD	Low NOx Burner Technology w/ Overfire Air	Selective Catalytic Red	Baghouse	Halogenated PAC Sorbent Injection	ARP, CSNOX, CSOSG2E, CSSO2G1, MATS
MI	J H Campbell	1710	3	########	18	1	621	363.5	Measured	0.054	Calculated	701	Measured	0.105	Calculated	327.5	Measured	0.049	Measured	6683.9	Measured	Coal	Dry bottom wall-fired	Dry Lime FGD	Low NOx Burner Technology w/ Overfire Air	Selective Catalytic Red	Baghouse	Halogenated PAC Sorbent Injection	ARP, CSNOX, CSOSG2E, CSSO2G1, MATS
MI	J H Campbell	1710	3	########	19	1	623	351.1	Measured	0.053	Calculated	701.1	Measured	0.105	Calculated	340.9	Measured	0.051	Measured	6685.2	Measured	Coal	Dry bottom wall-fired	Dry Lime FGD	Low NOx Burner Technology w/ Overfire Air	Selective Catalytic Red	Baghouse	Halogenated PAC Sorbent Injection	ARP, CSNOX, CSOSG2E, CSSO2G1, MATS
MI	J H Campbell	1710	3	########	20	1	626	320.3	Measured	0.048	Calculated	704.3	Measured	0.105	Calculated	315.6	Measured	0.047	Measured	6715	Measured	Coal	Dry bottom wall-fired	Dry Lime FGD	Low NOx Burner Technology w/ Overfire Air	Selective Catalytic Red	Baghouse	Halogenated PAC Sorbent Injection	ARP, CSNOX, CSOSG2E, CSSO2G1, MATS
MI	J H Campbell	1710	3	########	21	1	623	364.8	Measured	0.055	Calculated	697.2	Measured	0.105	Calculated	332.4	Measured	0.05	Measured	6647.8	Measured	Coal	Dry bottom wall-fired	Dry Lime FGD	Low NOx Burner Technology w/ Overfire Air	Selective Catalytic Red	Baghouse	Halogenated PAC Sorbent Injection	ARP, CSNOX, CSOSG2E, CSSO2G1, MATS
MI	J H Campbell	1710	3	########	22	1	622	388.1	Measured	0.058	Calculated	696.9	Measured	0.105	Calculated	325.6	Measured	0.049	Measured	6645	Measured	Coal	Dry bottom wall-fired	Dry Lime FGD	Low NOx Burner Technology w/ Overfire Air	Selective Catalytic Red	Baghouse	Halogenated PAC Sorbent Injection	ARP, CSNOX, CSOSG2E, CSSO2G1, MATS
MI	J H Campbell	1710	3	########	23	1	623	353.8	Measured	0.053	Calculated	699.4	Measured	0.105	Calculated	313.4	Measured	0.047	Measured	6668.7	Measured	Coal	Dry bottom wall-fired	Dry Lime FGD	Low NOx Burner Technology w/ Overfire Air	Selective Catalytic Red	Baghouse	Halogenated PAC Sorbent Injection	ARP, CSNOX, CSOSG2E, CSSO2G1, MATS
MI	J H Campbell	1710	3	########	0	1	622	344.4	Measured	0.051	Calculated	702.1	Measured	0.105	Calculated	314.6	Measured	0.047	Measured	6694.5	Measured	Coal	Dry bottom wall-fired	Dry Lime FGD	Low NOx Burner Technology w/ Overfire Air	Selective Catalytic Red	Baghouse	Halogenated PAC Sorbent Injection	ARP, CSNOX, CSOSG2E, CSSO2G1, MATS
MI	J H Campbell	1710	3	########	1	1	623	347.4	Measured	0.052	Calculated	700.9	Measured	0.105	Calculated	327.5	Measured	0.049	Measured	6682.7	Measured	Coal	Dry bottom wall-fired	Dry Lime FGD	Low NOx Burner Technology w/ Overfire Air	Selective Catalytic Red	Baghouse	Halogenated PAC Sorbent Injection	ARP, CSNOX, CSOSG2E, CSSO2G1, MATS
MI	J H Campbell	1710	3	########	2	1	624	365	Measured	0.054	Calculated	703.8	Measured	0.105	Calculated	328.8	Measured	0.049	Measured	6710.3	Measured	Coal	Dry bottom wall-fired	Dry Lime FGD	Low NOx Burner Technology w/ Overfire Air	Selective Catalytic Red	Baghouse	Halogenated PAC Sorbent Injection	ARP, CSNOX, CSOSG2E, CSSO2G1, MATS
MI	J H Campbell	1710	3	########	3	1	622	371.8	Measured	0.055	Calculated	705.8	Measured	0.105	Calculated	316.3	Measured	0.047	Measured	6729.8	Measured	Coal	Dry bottom wall-fired	Dry Lime FGD	Low NOx Burner Technology w/ Overfire Air	Selective Catalytic Red	Baghouse	Halogenated PAC Sorbent Injection	ARP, CSNOX, CSOSG2E, CSSO2G1, MATS
MI	J H Campbell	1710	3	########	4	1	622	359.9	Measured	0.053	Calculated	707.1	Measured	0.105	Calculated	330.4	Measured	0.049	Measured	6742.3	Measured	Coal	Dry bottom wall-fired	Dry Lime FGD	Low NOx Burner Technology w/ Overfire Air	Selective Catalytic Red	Baghouse	Halogenated PAC Sorbent Injection	ARP, CSNOX, CSOSG2E, CSSO2G1, MATS
MI	J H Campbell	1710	3	########	5	1	621	364.7	Measured	0.054	Calculated	702.4	Measured	0.105	Calculated	341.6	Measured	0.051	Measured	6697.3	Measured	Coal	Dry bottom wall-fired	Dry Lime FGD	Low NOx Burner Technology w/ Overfire Air	Selective Catalytic Red	Baghouse	Halogenated PAC Sorbent Injection	ARP, CSNOX, CSOSG2E, CSSO2G1, MATS
MI	J H Campbell	1710	3	########	6	1	622	368.7	Measured	0.055	Calculated	709.5	Measured	0.105	Calculated	351.8	Measured	0.052	Measured	6764.9	Measured	Coal	Dry bottom wall-fired	Dry Lime FGD	Low NOx Burner Technology w/ Overfire Air	Selective Catalytic Red	Baghouse	Halogenated PAC Sorbent Injection	ARP, CSNOX, CSOSG2E, CSSO2G1, MATS
MI	J H Campbell	1710	3	########	7	1	622	364.3	Measured	0.054	Calculated	705.2	Measured	0.105	Calculated	342.9	Measured	0.051	Measured	6723.9	Measured	Coal	Dry bottom wall-fired	Dry Lime FGD	Low NOx Burner Technology w/ Overfire Air	Selective Catalytic Red	Baghouse	Halogenated PAC Sorbent Injection	ARP, CSNOX, CSOSG2E, CSSO2G1, MATS
MI	J H Campbell	1710	3	########	8	1	622	353	Measured	0.052	Calculated	713.7	Measured	0.105	Calculated	333.5	Measured	0.049	Measured	6805.2	Measured	Coal	Dry bottom wall-fired	Dry Lime FGD	Low NOx Burner Technology w/ Overfire Air	Selective Catalytic Red	Baghouse	Halogenated PAC Sorbent Injection	ARP, CSNOX, CSOSG2E, CSSO2G1, MATS
MI	J H Campbell	1710	3	########	9	1	621	358.2	Measured	0.052	Calculated	716	Measured	0.105	Calculated	341.3	Measured	0.05	Measured	6826.8	Measured	Coal	Dry bottom wall-fired	Dry Lime FGD	Low NOx Burner Technology w/ Overfire Air	Selective Catalytic Red	Baghouse	Halogenated PAC Sorbent Injection	ARP, CSNOX, CSOSG2E, CSSO2G1, MATS
MI	J H Campbell	1710	3	########	10	1	622	362.1	Measured	0.053	Calculated	716.7	Measured	0.105	Calculated	341.7	Measured	0.05	Measured	6833.4	Measured	Coal	Dry bottom wall-fired	Dry Lime FGD	Low NOx Burner Technology w/ Overfire Air	Selective Catalytic Red	Baghouse	Halogenated PAC Sorbent Injection	ARP, CSNOX, CSOSG2E, CSSO2G1, MATS
MI	J H Campbell	1710	3	########	11	1	623	345.9	Measured	0.05	Calculated	722.3	Measured	0.105	Calculated	351.3	Measured	0.051	Measured	6887.3	Measured	Coal	Dry bottom wall-fired	Dry Lime FGD	Low NOx Burner Technology w/ Overfire Air	Selective Catalytic Red	Baghouse	Halogenated PAC Sorbent Injection	ARP, CSNOX, CSOSG2E, CSSO2G1, MATS
MI	J H Campbell	1710	3	########	12	1	620	353.2	Measured	0.052	Calculated	716.7	Measured	0.105	Calculated	341.7	Measured	0.05	Measured	6833.2	Measured	Coal	Dry bottom wall-fired	Dry Lime FGD	Low NOx Burner Technology w/ Overfire Air	Selective Catalytic Red	Baghouse	Halogenated PAC Sorbent Injection	ARP, CSNOX, CSOSG2E, CSSO2G1, MATS
MI	J H Campbell	1710	3	########	13	1	622	358.3	Measured	0.051	Calculated	733.1	Measured	0.105	Calculated	356.5	Measured	0.051	Measured	6990	Measured	Coal	Dry bottom wall-fired	Dry Lime FGD	Low NOx Burner Technology w/ Overfire Air	Selective Catalytic Red	Baghouse	Halogenated PAC Sorbent Injection	ARP, CSNOX, CSOSG2E, CSSO2G1, MATS
MI	J H Campbell	1710	3	########	14	1	621	360.2	Meas

MI	J H Campbell	1710	3	########	13	1	623	353	Measured	0.053	Calculated	697.6	Measured	0.105	Calculated	325.9	Measured	0.049	Measured	6651.7	Measured	Coal	Dry bottom wall-fired	Dry Lime FGD	Low NOx Burner Technology w/ Overfire Air	Selective Catalytic Red	Baghouse	Halogenated PAC Sorbent Injection	ARP, CSNOX, CSOSG2E, CSSO2G1, MATS
MI	J H Campbell	1710	3	########	14	1	625	360.1	Measured	0.053	Calculated	707.4	Measured	0.105	Calculated	330.5	Measured	0.049	Measured	6745.2	Measured	Coal	Dry bottom wall-fired	Dry Lime FGD	Low NOx Burner Technology w/ Overfire Air	Selective Catalytic Red	Baghouse	Halogenated PAC Sorbent Injection	ARP, CSNOX, CSOSG2E, CSSO2G1, MATS
MI	J H Campbell	1710	3	########	15	1	624	335.1	Measured	0.05	Calculated	705.7	Measured	0.105	Calculated	309.5	Measured	0.046	Measured	6728.7	Measured	Coal	Dry bottom wall-fired	Dry Lime FGD	Low NOx Burner Technology w/ Overfire Air	Selective Catalytic Red	Baghouse	Halogenated PAC Sorbent Injection	ARP, CSNOX, CSOSG2E, CSSO2G1, MATS
MI	J H Campbell	1710	3	########	16	1	621	347.5	Measured	0.052	Calculated	705.4	Measured	0.105	Calculated	295.9	Measured	0.044	Measured	6725.6	Measured	Coal	Dry bottom wall-fired	Dry Lime FGD	Low NOx Burner Technology w/ Overfire Air	Selective Catalytic Red	Baghouse	Halogenated PAC Sorbent Injection	ARP, CSNOX, CSOSG2E, CSSO2G1, MATS
MI	J H Campbell	1710	3	########	17	1	622	299.8	Measured	0.045	Calculated	699.9	Measured	0.105	Calculated	300.3	Measured	0.045	Measured	6673.6	Measured	Coal	Dry bottom wall-fired	Dry Lime FGD	Low NOx Burner Technology w/ Overfire Air	Selective Catalytic Red	Baghouse	Halogenated PAC Sorbent Injection	ARP, CSNOX, CSOSG2E, CSSO2G1, MATS
MI	J H Campbell	1710	3	########	18	1	622	357.9	Measured	0.053	Calculated	706.5	Measured	0.105	Calculated	303.1	Measured	0.045	Measured	6736.6	Measured	Coal	Dry bottom wall-fired	Dry Lime FGD	Low NOx Burner Technology w/ Overfire Air	Selective Catalytic Red	Baghouse	Halogenated PAC Sorbent Injection	ARP, CSNOX, CSOSG2E, CSSO2G1, MATS
MI	J H Campbell	1710	3	########	19	1	623	356.9	Measured	0.053	Calculated	704.6	Measured	0.105	Calculated	302.3	Measured	0.045	Measured	6718.1	Measured	Coal	Dry bottom wall-fired	Dry Lime FGD	Low NOx Burner Technology w/ Overfire Air	Selective Catalytic Red	Baghouse	Halogenated PAC Sorbent Injection	ARP, CSNOX, CSOSG2E, CSSO2G1, MATS
MI	J H Campbell	1710	3	########	20	1	622	309.7	Measured	0.046	Calculated	712.9	Measured	0.105	Calculated	299.1	Measured	0.044	Measured	6796.9	Measured	Coal	Dry bottom wall-fired	Dry Lime FGD	Low NOx Burner Technology w/ Overfire Air	Selective Catalytic Red	Baghouse	Halogenated PAC Sorbent Injection	ARP, CSNOX, CSOSG2E, CSSO2G1, MATS
MI	J H Campbell	1710	3	########	21	1	624	312.5	Measured	0.046	Calculated	715.3	Measured	0.105	Calculated	286.4	Measured	0.042	Measured	6820.2	Measured	Coal	Dry bottom wall-fired	Dry Lime FGD	Low NOx Burner Technology w/ Overfire Air	Selective Catalytic Red	Baghouse	Halogenated PAC Sorbent Injection	ARP, CSNOX, CSOSG2E, CSSO2G1, MATS
MI	J H Campbell	1710	3	########	22	1	625	346.6	Measured	0.05	Calculated	721.2	Measured	0.105	Calculated	295.7	Measured	0.043	Measured	6876.7	Measured	Coal	Dry bottom wall-fired	Dry Lime FGD	Low NOx Burner Technology w/ Overfire Air	Selective Catalytic Red	Baghouse	Halogenated PAC Sorbent Injection	ARP, CSNOX, CSOSG2E, CSSO2G1, MATS
MI	J H Campbell	1710	3	########	23	1	624	340.3	Measured	0.05	Calculated	713.2	Measured	0.105	Calculated	299.2	Measured	0.044	Measured	6799.8	Measured	Coal	Dry bottom wall-fired	Dry Lime FGD	Low NOx Burner Technology w/ Overfire Air	Selective Catalytic Red	Baghouse	Halogenated PAC Sorbent Injection	ARP, CSNOX, CSOSG2E, CSSO2G1, MATS
MI	J H Campbell	1710	3	########	0	1	621	360.9	Measured	0.054	Calculated	705.6	Measured	0.105	Calculated	282.6	Measured	0.042	Measured	6728.2	Measured	Coal	Dry bottom wall-fired	Dry Lime FGD	Low NOx Burner Technology w/ Overfire Air	Selective Catalytic Red	Baghouse	Halogenated PAC Sorbent Injection	ARP, CSNOX, CSOSG2E, CSSO2G1, MATS
MI	J H Campbell	1710	3	########	1	1	621	351.8	Measured	0.052	Calculated	708.1	Measured	0.105	Calculated	290.3	Measured	0.043	Measured	6751.4	Measured	Coal	Dry bottom wall-fired	Dry Lime FGD	Low NOx Burner Technology w/ Overfire Air	Selective Catalytic Red	Baghouse	Halogenated PAC Sorbent Injection	ARP, CSNOX, CSOSG2E, CSSO2G1, MATS
MI	J H Campbell	1710	3	########	2	1	625	356.2	Measured	0.053	Calculated	709.9	Measured	0.105	Calculated	304.6	Measured	0.045	Measured	6769	Measured	Coal	Dry bottom wall-fired	Dry Lime FGD	Low NOx Burner Technology w/ Overfire Air	Selective Catalytic Red	Baghouse	Halogenated PAC Sorbent Injection	ARP, CSNOX, CSOSG2E, CSSO2G1, MATS
MI	J H Campbell	1710	3	########	3	1	625	354.3	Measured	0.052	Calculated	709.6	Measured	0.105	Calculated	297.7	Measured	0.044	Measured	6765.6	Measured	Coal	Dry bottom wall-fired	Dry Lime FGD	Low NOx Burner Technology w/ Overfire Air	Selective Catalytic Red	Baghouse	Halogenated PAC Sorbent Injection	ARP, CSNOX, CSOSG2E, CSSO2G1, MATS
MI	J H Campbell	1710	3	########	4	1	622	331.4	Measured	0.05	Calculated	699.4	Measured	0.105	Calculated	293.4	Measured	0.044	Measured	6668.9	Measured	Coal	Dry bottom wall-fired	Dry Lime FGD	Low NOx Burner Technology w/ Overfire Air	Selective Catalytic Red	Baghouse	Halogenated PAC Sorbent Injection	ARP, CSNOX, CSOSG2E, CSSO2G1, MATS
MI	J H Campbell	1710	3	########	5	1	621	309.9	Measured	0.046	Calculated	705.3	Measured	0.105	Calculated	295.9	Measured	0.044	Measured	6725.2	Measured	Coal	Dry bottom wall-fired	Dry Lime FGD	Low NOx Burner Technology w/ Overfire Air	Selective Catalytic Red	Baghouse	Halogenated PAC Sorbent Injection	ARP, CSNOX, CSOSG2E, CSSO2G1, MATS
MI	J H Campbell	1710	3	########	6	1	621	357.4	Measured	0.053	Calculated	706.4	Measured	0.105	Calculated	289.6	Measured	0.043	Measured	6735.3	Measured	Coal	Dry bottom wall-fired	Dry Lime FGD	Low NOx Burner Technology w/ Overfire Air	Selective Catalytic Red	Baghouse	Halogenated PAC Sorbent Injection	ARP, CSNOX, CSOSG2E, CSSO2G1, MATS
MI	J H Campbell	1710	3	########	7	1	623	375.3	Measured	0.056	Calculated	707.3	Measured	0.105	Calculated	296.7	Measured	0.044	Measured	6743.8	Measured	Coal	Dry bottom wall-fired	Dry Lime FGD	Low NOx Burner Technology w/ Overfire Air	Selective Catalytic Red	Baghouse	Halogenated PAC Sorbent Injection	ARP, CSNOX, CSOSG2E, CSSO2G1, MATS
MI	J H Campbell	1710	3	########	8	1	623	320.3	Measured	0.047	Calculated	709.2	Measured	0.105	Calculated	304.3	Measured	0.045	Measured	6762.1	Measured	Coal	Dry bottom wall-fired	Dry Lime FGD	Low NOx Burner Technology w/ Overfire Air	Selective Catalytic Red	Baghouse	Halogenated PAC Sorbent Injection	ARP, CSNOX, CSOSG2E, CSSO2G1, MATS
MI	J H Campbell	1710	3	########	9	1	621	340.7	Measured	0.051	Calculated	705.6	Measured	0.105	Calculated	289.3	Measured	0.043	Measured	6727.7	Measured	Coal	Dry bottom wall-fired	Dry Lime FGD	Low NOx Burner Technology w/ Overfire Air	Selective Catalytic Red	Baghouse	Halogenated PAC Sorbent Injection	ARP, CSNOX, CSOSG2E, CSSO2G1, MATS
MI	J H Campbell	1710	3	########	10	1	621	344.7	Measured	0.051	Calculated	710.3	Measured	0.105	Calculated	298	Measured	0.044	Measured	6772.1	Measured	Coal	Dry bottom wall-fired	Dry Lime FGD	Low NOx Burner Technology w/ Overfire Air	Selective Catalytic Red	Baghouse	Halogenated PAC Sorbent Injection	ARP, CSNOX, CSOSG2E, CSSO2G1, MATS
MI	J H Campbell	1710	3	########	11	1	622	362.2	Measured	0.053	Calculated	713.3	Measured	0.105	Calculated	299.2	Measured	0.044	Measured	6801.1	Measured	Coal	Dry bottom wall-fired	Dry Lime FGD	Low NOx Burner Technology w/ Overfire Air	Selective Catalytic Red	Baghouse	Halogenated PAC Sorbent Injection	ARP, CSNOX, CSOSG2E, CSSO2G1, MATS
MI	J H Campbell	1710	3	########	12	1	622	354.3	Measured	0.052	Calculated	715.3	Measured	0.105	Calculated	300.1	Measured	0.044	Measured	6820.1	Measured	Coal	Dry bottom wall-fired	Dry Lime FGD	Low NOx Burner Technology w/ Overfire Air	Selective Catalytic Red	Baghouse	Halogenated PAC Sorbent Injection	ARP, CSNOX, CSOSG2E, CSSO2G1, MATS
MI	J H Campbell	1710	3	########	13	1	621	362.5	Measured	0.053	Calculated	713.9	Measured	0.105	Calculated	292.7	Measured	0.043	Measured	6807.2	Measured	Coal	Dry bottom wall-fired	Dry Lime FGD	Low NOx Burner Technology w/ Overfire Air	Selective Catalytic Red	Baghouse	Halogenated PAC Sorbent Injection	ARP, CSNOX, CSOSG2E, CSSO2G1, MATS
MI	J H Campbell	1710	3	########	14	1	621	352	Measured	0.052	Calculated	710.7	Measured	0.105	Calculated	291.4	Measured	0.043	Measured	6776.2	Measured	Coal	Dry bottom wall-fired	Dry Lime FGD	Low NOx Burner Technology w/ Overfire Air	Selective Catalytic Red	Baghouse	Halogenated PAC Sorbent Injection	ARP, CSNOX, CSOSG2E, CSSO2G1, MATS
MI	J H Campbell	1710	3	########	15	1	622	421.4	Measured	0.062	Calculated	714.4	Measured	0.105	Calculated	306.5	Measured	0.045	Measured	6811.6	Measured	Coal	Dry bottom wall-fired	Dry Lime FGD	Low NOx Burner Technology w/ Overfire Air	Selective Catalytic Red	Baghouse	Halogenated PAC Sorbent Injection	ARP, CSNOX, CSOSG2E, CSSO2G1, MATS
MI	J H Campbell	1710	3	########	16	1	621	752.7	Measured	0.11	Calculated	717.6	Measured	0.105	Calculated	314.7	Measured	0.046	Measured	6842.1	Measured	Coal	Dry bottom wall-fired	Dry Lime FGD	Low NOx Burner Technology w/ Overfire Air	Selective Catalytic Red	Baghouse	Halogenated PAC Sorbent Injection	ARP, CSNOX, CSOSG2E, CSSO2G1, MATS
MI	J H Campbell	1710	3	########	17	1	621	813.3	Measured	0.119	Calculated	716.4	Measured	0.105	Calculated	334.7	Measured	0.049	Measured	6830.4	Measured	Coal	Dry bottom wall-fired	Dry Lime FGD	Low NOx Burner Technology w/ Overfire Air	Selective Catalytic Red	Baghouse	Halogenated PAC Sorbent Injection	ARP, CSNOX, CSOSG2E, CSSO2G1, MATS
MI	J H Campbell	1710	3	########	18	1	620	364.7	Measured	0.054	Calculated	714	Measured	0.105	Calculated	306.3	Measured	0.045	Measured	6807.4	Measured	Coal	Dry bottom wall-fired	Dry Lime FGD	Low NOx Burner Technology w/ Overfire Air	Selective Catalytic Red	Baghouse	Halogenated PAC Sorbent Injection	ARP, CSNOX, CSOSG2E, CSSO2G1, MATS
MI	J H Campbell	1710	3	########	19	1	624	351.8	Measured	0.051	Calculated	719.9	Measured	0.105	Calculated	308.9	Measured	0.045	Measured	6863.8	Measured	Coal	Dry bottom wall-fired	Dry Lime FGD	Low NOx Burner Technology w/ Overfire Air	Selective Catalytic Red	Baghouse	Halogenated PAC Sorbent Injection	ARP, CSNOX, CSOSG2E, CSSO2G1, MATS
MI	J H Campbell	1710	3	########	20	1	623	356.3	Measured	0.052	Calculated	718.2	Measured	0.105	Calculated	308.2	Measured	0.045	Measured	6848.1	Measured	Coal	Dry bottom wall-fired	Dry Lime FGD	Low NOx Burner Technology w/ Overfire Air	Selective Catalytic Red	Baghouse	Halogenated PAC Sorbent Injection	ARP, CSNOX, CSOSG2E, CSSO2G1, MATS
MI	J H Campbell	1710	3	########	21	1	621	353.2	Measured	0.052	Calculated	715.6	Measured	0.105	Calculated	300.2	Measured	0.044	Measured	6823	Measured	Coal	Dry bottom wall-fired	Dry Lime FGD	Low NOx Burner Technology w/ Overfire Air	Selective Catalytic Red	Baghouse	Halogenated PAC Sorbent Injection	ARP, CSNOX, CSOSG2E, CSSO2G1, MATS
MI	J H Campbell	1710	3	########	22	1	623	395.2	Measured	0.058	Calculated	718.1	Measured	0.105	Calculated	301.3	Measured	0.044	Measured	6847.3	Measured	Coal	Dry bottom wall-fired	Dry Lime FGD	Low NOx Burner Technology w/ Overfire Air	Selective Catalytic Red	Baghouse	Halogenated PAC Sorbent Injection	ARP, CSNOX, CSOSG2E, CSSO2G1, MATS
MI	J H Campbell	1710	3	########	23	1	624	418.8	Measured	0.061	Calculated	716.1	Measured	0.105	Calculated	286.8	Measured	0.042	Measured	6827.5	Measured	Coal	Dry bottom wall-fired	Dry Lime FGD	Low NOx Burner Technology w/ Overfire Air	Selective Catalytic Red	Baghouse	Halogenated PAC Sorbent Injection	ARP, CSNOX, CSOSG2E, CSSO2G1, MATS
MI	J H Campbell	1710	3	########	0	1	622	336.1	Measured	0.049	Calculated	715.2	Measured	0.105	Calculated	286.4	Measured	0.042	Measured	6819.2	Measured	Coal	Dry bottom wall-fired	Dry Lime FGD	Low NOx Burner Technology w/ Overfire Air	Selective Catalytic Red	Baghouse	Halogenated PAC Sorbent Injection	ARP, CSNOX, CSOSG2E, CSSO2G1, MATS
MI	J H Campbell	1710	3	########	1	1	624	334.4	Measured	0.049	Calculated	721.5	Measured	0.105	Calculated	295.8	Measured	0.043	Measured	6879.4	Measured	Coal	Dry bottom wall-fired	Dry Lime FGD	Low NOx Burner Technology w/ Overfire Air	Selective Catalytic Red	Baghouse	Halogenated PAC Sorbent Injection	ARP, CSNOX, CSOSG2E, CSSO2G1, MATS
MI	J H Campbell	1710	3	########	2	1	626	343.4	Measured	0.05	Calculated	718.2	Measured	0.105	Calculated	301.3	Measured	0.044	Measured	6848	Measured	Coal	Dry bottom wall-fired	Dry Lime FGD	Low NOx Burner Technology w/ Overfire Air	Selective Catalytic Red	Baghouse	Halogenated PAC Sorbent Injection	ARP, CSNOX, CSOSG2E, CSSO2G1, MATS
MI	J H Campbell	1710	3	########	3	1	622	344.6	Measured	0.05	Calculated	717.1	Measured	0.105	Calculated	280.3	Measured	0.041	Measured	6837.3	Measured	Coal	Dry bottom wall-fired	Dry Lime FGD	Low NOx Burner Technology w/ Overfire Air	Selective Catalytic Red	Baghouse	Halogenated PAC Sorbent Injection	ARP, CSNOX, CSOSG2E, CSSO2G1, MATS
MI	J H Campbell	1710	3	########	4	1	620	333.3	Measured	0.048	Calculated	721.3	Measured	0.105	Calculated	275.1	Measured	0.04	Measured	6877.6	Measured	Coal	Dry bottom wall-fired	Dry Lime FGD	Low NOx Burner Technology w/ Overfire Air	Selective Catalytic Red	Baghouse	Halogenated PAC Sorbent Injection	ARP, CSNOX, CSOSG2E, CSSO2G1, MATS
MI	J H Campbell	1710	3	########	5	1	621	324.3	Measured	0.047	Calculated	720.5	Measured	0.105	Calculated	274.8	Measured	0.04	Measured	6870	Measured	Coal	Dry bottom wall-fired	Dry Lime FGD	Low NOx Burner Technology w/ Overfire Air	Selective Catalytic Red	Baghouse	Halogenated PAC Sorbent Injection	ARP, CSNOX, CSOSG2E, CSSO2G1, MATS
MI	J H Campbell	1710	3	########	6	1	622	330.2	Measured	0.048	Calculated	728.1	Measured	0.105	Calculated	277.7	Measured	0.04	Measured	6942.2	Measured	Coal	Dry bottom wall-fired	Dry Lime FGD	Low NOx Burner Technology w/ Overfire Air	Selective Catalytic Red	Baghouse	Halogenated PAC Sorbent Injection	ARP, CSNOX, CSOSG2E, CSSO2G1, MATS
MI	J H Campbell	1710	3	########	7	1	622	331.3	Measured	0.048	Calculated	726.7	Measured	0.105	Calculated	277.1	Measured	0.04	Measured	6928.6	Measured	Coal	Dry bottom wall-fired	Dry Lime FGD	Low NOx Burner Technology w/ Overfire Air	Selective Catalytic Red	Baghouse	Halogenated PAC Sorbent Injection	ARP, CSNOX, CSOSG2E, CSSO2G1, MATS
MI	J H Campbell	1710	3	########	8	1	622	306.3	Measured	0.044	Calculated	729.1	Measured	0.105	Calculated	271.1	Measured	0.039	Measured	6952.1	Measured	Coal	Dry bottom wall-fired	Dry Lime FGD	Low NOx Burner Technology w/ Overfire Air	Selective Catalytic Red	Baghouse	Halogenated PAC Sorbent Injection	ARP, CSNOX, CSOSG2E, CSSO2G1, MATS
MI	J H Campbell	1710	3	########	9	1	623	309.1	Measured	0.045	Calculated	727.4	Measured	0.105	Calculated	270.5	Measured	0.039	Measured	6935.3	Measured	Coal	Dry bottom wall-fired	Dry Lime FGD	Low NOx Burner Technology w/ Overfire Air	Selective Catalytic Red	Baghouse	Halogenated PAC Sorbent Injection	ARP, CSNOX, CSOSG2E, CSSO2G1, MATS
MI	J H Campbell	1710	3	########	10	1	625	348	Measured	0.049	Calculated	738.5	Measured	0.105	Calculated	288.7	Measured	0.041	Measured	7041.5	Measured	Coal	Dry bottom wall-fired	Dry Lime FGD	Low NOx Burner Technology w/ Overfire Air	Selective Catalytic Red	Baghouse	Halogenated PAC Sorbent Injection	ARP, CSNOX, CSOSG2E, CSSO2G1, MATS
MI	J H Campbell	1710	3	########	11	1	623	335.8	Measured	0.048	Calculated	731.1	Measured	0.105	Calculated	299.8	Measured	0.043	Measured	6971.3	Measured	Coal	Dry bottom wall-fired	Dry Lime FGD	Low NOx Burner Technology w/ Overfire Air	Selective Catalytic Red	Baghouse	Halogenated PAC Sorbent Injection	ARP, CSNOX, CSOSG2E, CSSO2G1, MATS
MI	J H Campbell	1710	3	########	12	1	620	337.1	Measured	0.048	Calculated	732.3	Measured	0.105	Calculated	279.3	Measured	0.04	Measured	6982	Measured	Coal	Dry bottom wall-fired	Dry Lime FGD	Low NOx Burner Technology w/ Overfire Air	Selective Catalytic Red	Baghouse	Halogenated PAC Sorbent Injection	ARP, CSNOX, CSOSG2E, CSSO2G1, MATS
MI	J H Campbell	1710	3	########	13	1	621	323.8	Measured	0.046	Calculated	733.4	Measured	0.105	Calculated	286.7	Measured	0.041	Measured	6993.1	Measured	Coal	Dry bottom wall-fired	Dry Lime FGD	Low NOx Burner Technology w/ Overfire Air	Selective Catalytic Red	Baghouse	Halogenated PAC Sorbent Injection	ARP, CSNOX, CSOSG2E, CSSO2G1, MATS
MI	J H Campbell	1710	3	########	14	1	623	330.8	Measured	0.047	Calculated	737.4	Measured	0.105	Calculated	302.3	Measured	0.043	Measured	7030.9	Measured	Coal	Dry bottom wall-fired	Dry Lime FGD	Low NOx Burner Technology w/ Overfire Air	Selective Catalytic Red	Baghouse	Halogenated PAC Sorbent Injection	ARP, CSNOX, CSOSG2E, CSSO2G1, MATS
MI	J H Campbell	1710	3	########	15	1	625	345.8	Measured	0.049	Calculated	743.7	Measured	0.105	Calculated	297.8	Measured	0.042	Measured	7090.8	Measured	Coal	Dry bottom wall-fired	Dry Lime FGD	Low NOx Burner Technology w/ Overfire Air	Selective Catalytic Red	Baghouse	Halogenated PAC Sorbent Injection	ARP, CSNOX, CSOSG2E, CSSO2G1, MATS
MI	J H Campbell	1710	3	########	16	1	620	336.8	Measured	0.048	Calculated	733.3	Measured	0.105	Calculated	279.7	Measured	0.04	Measured	6991.8	Measured	Coal	Dry bottom wall-fired	Dry Lime FGD	Low NOx Burner Technology w/ Overfire Air	Selective Catalytic Red	Baghouse	Halogenated PAC Sorbent Injection	ARP, CSNOX, CSOSG2E, CSSO2G1, MATS
MI	J H Campbell	1710	3	########	17	1	621	357.4	Measured	0.05	Calculated	742.4	Measured	0.105	Calculated	283.1	Measured	0.04	Measured	7078.7	Measured	Coal	Dry bottom wall-fired	Dry Lime FGD	Low NOx Burner Technology w/ Overfire Air	Selective Catalytic Red	Baghouse	Halogenated PAC Sorbent Injection	ARP, CSNOX, CSOSG2E, CSSO2G1, MATS
MI	J H Campbell	1710	3	########	18	1	621	350.5	Measured	0.05	Calculated	742.6	Measured	0.105	Calculated	283.2	Measured	0.04	Measured	7080.2	Measured	Coal	Dry bottom wall-fired	Dry Lime FGD	Low NOx Burner Technology w/ Overfire Air	Selective Catalytic Red	Baghouse	Halogenated PAC Sorbent Injection	ARP, CSNOX, CSOSG2E, CSSO2G1, MATS
MI	J H Campbell	1710	3	########	19	1	622	387.9	Measured	0.055	Calculated	740.6	Measured	0.105	Calculated	296.6	Measured	0.042	Measured	7061.7	Measured	Coal	Dry bottom wall-fired	Dry Lime FGD	Low NOx Burner Technology w/ Overfire Air	Selective Catalytic Red	Baghouse	Halogenated PAC Sorbent Injection	ARP, CSNOX, CSOSG2E, CSSO2G1, MATS
MI	J H Campbell	1710	3	########	20	1	625	369.2	Measured	0.052	Calculated	741.4	Measured	0.105	Calculated	304	Measured	0.043	Measured	7069.4	Measured	Coal	Dry bottom wall-fired	Dry Lime FGD	Low NOx Burner Technology w/ Overfire Air	Selective Catalytic Red	Baghouse	Halogenated PAC Sorbent Injection	ARP, CSNOX, CSOSG2E, CSSO2G1, MATS
MI	J H Campbell	1710	3	########	21	1	621	378.1	Measured	0.054	Calculated	732.5	Measured	0.105	Calculated	286.3	Measured	0.041	Measured	6983.7	Measured	Coal	Dry bottom wall-fired	Dry Lime FGD	Low NOx Burner Technology w/ Overfire Air	Selective Catalytic Red	Baghouse	Halogenated PAC Sorbent Injection	ARP, CSNOX, CSOSG2E, CSSO2G1, MATS
MI	J H Campbell	1710	3	########	22	1	623	336.4	Measured	0.048	Calculated	742.1	Measured	0.105	Calculated	297.2	Measured	0.042	Measured	7075.3	Measured	Coal	Dry bottom wall-fired	Dry Lime FGD	Low NOx Burner Technology w/ Overfire Air	Selective Catalytic Red	Baghouse	Halogenated PAC Sorbent Injection	ARP, CSNOX, CSOSG2E, CSSO2G1, MATS
MI	J H Campbell	1710	3	########	23	1	623	324.4	Measured	0.046	Calculated	742.6	Measured	0.105	Calculated	290.3	Measured	0.041	Measured	7080.3	Measured	Coal	Dry bottom wall-fired	Dry Lime FGD	Low NOx Burner Technology w/ Overfire Air	Selective Catalytic Red	Baghouse	Halogenated PAC Sorbent Injection	ARP, CSNOX, CSOSG2E, CSSO2G1, MATS
MI	J H Campbell	1710	3	########	0	1	622	345.5	Measured	0.049	Calculated	739.2	Measured	0.105	Calculated	289	Measured	0.041	Measured	7048.5	Measured	Coal	Dry bottom wall-fired	Dry Lime FGD	Low NOx Burner Technology w/ Overfire Air	Selective Catalytic Red	Baghouse	Halogenated PAC Sorbent Injection	ARP, CSNOX, CSOSG2E, CSSO2G1, MATS
MI	J H Campbell	1710	3	########	1	1	624	348.5	Measured	0.049	Calculated	741.8	Measured	0.105	Calculated	282.9	Measured	0.04	Measured	7073.1	Measured	Coal	Dry bottom wall-fired	Dry Lime FGD	Low NOx Burner Technology w/ Overfire Air	Selective Catalytic Red	Baghouse	Halogenated PAC Sorbent Injection	ARP, CSNOX, CSOSG2E, CSSO2G1, MATS
MI	J H Campbell	1710	3	########	2	1	624	357.3	Measured	0.05	Calculated	742.1	Measured	0.105	Calculated	276	Measured	0.039	Measured	7075.8	Measured	Coal	Dry bottom wall-fired	Dry Lime FGD	Low NOx Burner Technology w/ Overfire Air	Selective Catalytic Red	Baghouse	Halogenated PAC Sorbent Injection	ARP, CSNOX, CSOSG2E, CSSO2G1, MATS
MI	J H Campbell	1710	3	########	3	1	624	359.4	Measured	0.051	Calculated	742.8	Measured	0.105	Calculated	283.3	Measured	0.04	Measured	7082.1	Measured	Coal	Dry bottom wall-fired	Dry Lime FGD	Low NOx Burner Technology w/ Overfire Air	Selective Catalytic Red	Baghouse	Halogenated PAC Sorbent Injection	ARP, CSNOX, CSOSG2E, CSSO2G1, MATS
MI	J H Campbell	1710	3	########	4	1	621	374.6	Measured	0.054	Calculated	732.4	Measured	0.105	Calculated	286.3	Measured	0.041	Measured	6983	Measured	Coal	Dry bottom wall-fired	Dry Lime FGD	Low NOx Burner Technology w/ Overfire Air	Selective Catalytic Red	Baghouse	Halogenated PAC Sorbent Injection	ARP, CSNOX, CSOSG2E, CSSO2G1, MATS
MI	J H Campbell	1710	3	########	5	1	621	386.4	Measured	0.055	Calculated	738.4	Measured	0.105	Calculated	295.7	Measured	0.042	Measured	7040.5	Measured	Coal	Dry bottom wall-fired	Dry Lime FGD	Low NOx Burner Technology w/ Overfire Air	Selective Catalytic Red	Baghouse	Halogenated PAC Sorbent Injection	ARP, CSNOX, CSOSG2E, CSSO2G1, MATS
MI	J H Campbell	1710	3	########	6	1	620	383.6	Measured	0.055	Calculated	730.5	Measured	0.105	Calculated	271.6	Measured	0.039	Measured	6965.3	Measured	Coal	Dry bottom wall-fired	Dry Lime FGD	Low NOx Burner Technology w/ Overfire Air	Selective Catalytic Red	Baghouse	Halogenated PAC Sorbent Injection	ARP, CSNOX, CSOSG2E, CSSO2G1, MATS
MI	J H Campbell	1710	3	########	7	1	620	328.5	Measured	0.046	Calculated	742	Measured	0.105	Calculated	283	Measured	0.04	Measured	7074.6	Measured	Coal	Dry bottom wall-fired	Dry Lime FGD	Low NOx Burner Technology w/ Overfire Air	Selective Catalytic Red	Baghouse	Halogenated PAC Sorbent Injection	ARP, CSNOX, CSOSG2E, CSSO2G1, MATS
MI	J H Campbell	1710	3	########	8	1	622	316.9	Measured	0.044	Calculated	747.8	Measured	0.105	Calculated	285.2	Measured	0.04	Measured	7129.6	Measured	Coal	Dry bottom wall-fired	Dry Lime FGD	Low NOx Burner Technology w/ Overfire Air	Selective Catalytic Red	Baghouse	Halogenated PAC Sorbent Injection	ARP, CSNOX, CSOSG2E, CSSO2G1, MATS
MI	J H Campbell	1710	3	########	9	1	622	391.3	Measured	0.055	Calculated	744.5	Measured	0.105	Calculated	284	Measured	0.04	Measured	7098.8	Measured	Coal	Dry bottom wall-fired	Dry Lime FGD	Low NOx Burner Technology w/ Overfire Air	Selective Catalytic Red	Baghouse	Halogenated PAC Sorbent Injection	ARP, CSNOX, CSOSG2E, CSSO2G1, MATS
MI	J H Campbell	1710	3	########	10	1	621	387.8	Measured	0.055	Calculated	741.1	Measured	0.105	Calculated	289.7	Measured	0.041	Measured	7066.1	Measured	Coal	Dry bottom wall-fired	Dry Lime FGD	Low NOx Burner Technology w/ Overfire Air	Selective Catalytic Red	Baghouse	Halogenated PAC Sorbent Injection	ARP, CSNOX, CSOSG2E, CSSO2G1, MATS
MI	J H Campbell	1710	3	########	11	1	620	373.9	Measured	0.053	Calculated	743.9	Measured	0.105	Calculated	290.8	Measured	0.041	Measured	7092.5	Measured	Coal	Dry bottom wall-fired	Dry Lime FGD	Low NOx Burner Technology w/ Overfire Air	Selective Catalytic Red	Baghouse	Halogenated PAC Sorbent Injection	ARP, CSNOX, CSOSG2E, CSSO2G1, MATS
MI	J H Campbell	1710	3	########	12	1	620	341.8	Measured	0.048	Calculated	746.2	Measured	0.105	Calculated	298.8	Measured	0.042	Measured	7115.2	Measured	Coal	Dry bottom wall-fired	Dry Lime FGD	Low NOx Burner Technology w/ Overfire Air	Selective Catalytic Red	Baghouse	Halogenated PAC Sorbent Injection	ARP, CSNOX, CSOSG2E, CSSO2G1, MATS
MI	J H Campbell	1710	3	########

MI	J H Campbell	1710	3	########	12	1	619	643.4	Measured	0.091	Calculated	744.5	Measured	0.105	Calculated	326.5	Measured	0.046	Measured	7098.2	Measured	Coal	Dry bottom wall-fired	Dry Lime FGD	Low NOx Burner Technology w/ Overfire Air	Selective Catalytic Red	Baghouse	Halogenated PAC Sorbent Injection	ARP, CSNOX, CSOSG2E, CSSO2G1, MATS
MI	J H Campbell	1710	3	########	13	1	622	887.4	Measured	0.127	Calculated	731.8	Measured	0.105	Calculated	341.9	Measured	0.049	Measured	6977.1	Measured	Coal	Dry bottom wall-fired	Dry Lime FGD	Low NOx Burner Technology w/ Overfire Air	Selective Catalytic Red	Baghouse	Halogenated PAC Sorbent Injection	ARP, CSNOX, CSOSG2E, CSSO2G1, MATS
MI	J H Campbell	1710	3	########	14	1	622	390.7	Measured	0.055	Calculated	741.2	Measured	0.105	Calculated	346.3	Measured	0.049	Measured	7067	Measured	Coal	Dry bottom wall-fired	Dry Lime FGD	Low NOx Burner Technology w/ Overfire Air	Selective Catalytic Red	Baghouse	Halogenated PAC Sorbent Injection	ARP, CSNOX, CSOSG2E, CSSO2G1, MATS
MI	J H Campbell	1710	3	########	15	1	622	344.9	Measured	0.049	Calculated	738.7	Measured	0.105	Calculated	331	Measured	0.047	Measured	7043.2	Measured	Coal	Dry bottom wall-fired	Dry Lime FGD	Low NOx Burner Technology w/ Overfire Air	Selective Catalytic Red	Baghouse	Halogenated PAC Sorbent Injection	ARP, CSNOX, CSOSG2E, CSSO2G1, MATS
MI	J H Campbell	1710	3	########	16	1	619	656.2	Measured	0.093	Calculated	742.9	Measured	0.105	Calculated	325.8	Measured	0.046	Measured	7083.4	Measured	Coal	Dry bottom wall-fired	Dry Lime FGD	Low NOx Burner Technology w/ Overfire Air	Selective Catalytic Red	Baghouse	Halogenated PAC Sorbent Injection	ARP, CSNOX, CSOSG2E, CSSO2G1, MATS
MI	J H Campbell	1710	3	########	17	1	620	929.6	Measured	0.134	Calculated	726.5	Measured	0.105	Calculated	325.6	Measured	0.047	Measured	6927.4	Measured	Coal	Dry bottom wall-fired	Dry Lime FGD	Low NOx Burner Technology w/ Overfire Air	Selective Catalytic Red	Baghouse	Halogenated PAC Sorbent Injection	ARP, CSNOX, CSOSG2E, CSSO2G1, MATS
MI	J H Campbell	1710	3	########	18	1	621	1067.5	Measured	0.155	Calculated	722.4	Measured	0.105	Calculated	351.3	Measured	0.051	Measured	6888.2	Measured	Coal	Dry bottom wall-fired	Dry Lime FGD	Low NOx Burner Technology w/ Overfire Air	Selective Catalytic Red	Baghouse	Halogenated PAC Sorbent Injection	ARP, CSNOX, CSOSG2E, CSSO2G1, MATS
MI	J H Campbell	1710	3	########	19	1	622	1050.6	Measured	0.153	Calculated	719.2	Measured	0.105	Calculated	349.7	Measured	0.051	Measured	6856.9	Measured	Coal	Dry bottom wall-fired	Dry Lime FGD	Low NOx Burner Technology w/ Overfire Air	Selective Catalytic Red	Baghouse	Halogenated PAC Sorbent Injection	ARP, CSNOX, CSOSG2E, CSSO2G1, MATS
MI	J H Campbell	1710	3	########	20	1	621	870.3	Measured	0.127	Calculated	719.1	Measured	0.105	Calculated	322.3	Measured	0.047	Measured	6856.5	Measured	Coal	Dry bottom wall-fired	Dry Lime FGD	Low NOx Burner Technology w/ Overfire Air	Selective Catalytic Red	Baghouse	Halogenated PAC Sorbent Injection	ARP, CSNOX, CSOSG2E, CSSO2G1, MATS
MI	J H Campbell	1710	3	########	21	1	620	687.1	Measured	0.102	Calculated	706.6	Measured	0.105	Calculated	309.9	Measured	0.046	Measured	6737.3	Measured	Coal	Dry bottom wall-fired	Dry Lime FGD	Low NOx Burner Technology w/ Overfire Air	Selective Catalytic Red	Baghouse	Halogenated PAC Sorbent Injection	ARP, CSNOX, CSOSG2E, CSSO2G1, MATS
MI	J H Campbell	1710	3	########	22	1	622	685.8	Measured	0.101	Calculated	714.2	Measured	0.105	Calculated	313.2	Measured	0.046	Measured	6809.4	Measured	Coal	Dry bottom wall-fired	Dry Lime FGD	Low NOx Burner Technology w/ Overfire Air	Selective Catalytic Red	Baghouse	Halogenated PAC Sorbent Injection	ARP, CSNOX, CSOSG2E, CSSO2G1, MATS
MI	J H Campbell	1710	3	########	23	1	621	700.3	Measured	0.103	Calculated	713.1	Measured	0.105	Calculated	319.6	Measured	0.047	Measured	6799.4	Measured	Coal	Dry bottom wall-fired	Dry Lime FGD	Low NOx Burner Technology w/ Overfire Air	Selective Catalytic Red	Baghouse	Halogenated PAC Sorbent Injection	ARP, CSNOX, CSOSG2E, CSSO2G1, MATS
MI	J H Campbell	1710	3	########	0	1	621	392.7	Measured	0.057	Calculated	718.7	Measured	0.105	Calculated	315.2	Measured	0.046	Measured	6852.7	Measured	Coal	Dry bottom wall-fired	Dry Lime FGD	Low NOx Burner Technology w/ Overfire Air	Selective Catalytic Red	Baghouse	Halogenated PAC Sorbent Injection	ARP, CSNOX, CSOSG2E, CSSO2G1, MATS
MI	J H Campbell	1710	3	########	1	1	620	335.5	Measured	0.048	Calculated	726	Measured	0.105	Calculated	318.4	Measured	0.046	Measured	6922.3	Measured	Coal	Dry bottom wall-fired	Dry Lime FGD	Low NOx Burner Technology w/ Overfire Air	Selective Catalytic Red	Baghouse	Halogenated PAC Sorbent Injection	ARP, CSNOX, CSOSG2E, CSSO2G1, MATS
MI	J H Campbell	1710	3	########	2	1	621	459.6	Measured	0.066	Calculated	726.1	Measured	0.105	Calculated	325.4	Measured	0.047	Measured	6922.8	Measured	Coal	Dry bottom wall-fired	Dry Lime FGD	Low NOx Burner Technology w/ Overfire Air	Selective Catalytic Red	Baghouse	Halogenated PAC Sorbent Injection	ARP, CSNOX, CSOSG2E, CSSO2G1, MATS
MI	J H Campbell	1710	3	########	3	1	621	294.3	Measured	0.043	Calculated	723.6	Measured	0.105	Calculated	338.1	Measured	0.049	Measured	6899.5	Measured	Coal	Dry bottom wall-fired	Dry Lime FGD	Low NOx Burner Technology w/ Overfire Air	Selective Catalytic Red	Baghouse	Halogenated PAC Sorbent Injection	ARP, CSNOX, CSOSG2E, CSSO2G1, MATS
MI	J H Campbell	1710	3	########	4	1	620	264.5	Measured	0.038	Calculated	727.7	Measured	0.105	Calculated	326.1	Measured	0.047	Measured	6938.2	Measured	Coal	Dry bottom wall-fired	Dry Lime FGD	Low NOx Burner Technology w/ Overfire Air	Selective Catalytic Red	Baghouse	Halogenated PAC Sorbent Injection	ARP, CSNOX, CSOSG2E, CSSO2G1, MATS
MI	J H Campbell	1710	3	########	5	1	620	509.8	Measured	0.074	Calculated	725.3	Measured	0.105	Calculated	318.1	Measured	0.046	Measured	6915.9	Measured	Coal	Dry bottom wall-fired	Dry Lime FGD	Low NOx Burner Technology w/ Overfire Air	Selective Catalytic Red	Baghouse	Halogenated PAC Sorbent Injection	ARP, CSNOX, CSOSG2E, CSSO2G1, MATS
MI	J H Campbell	1710	3	########	6	1	620	789.6	Measured	0.114	Calculated	723.4	Measured	0.105	Calculated	324.2	Measured	0.047	Measured	6897.6	Measured	Coal	Dry bottom wall-fired	Dry Lime FGD	Low NOx Burner Technology w/ Overfire Air	Selective Catalytic Red	Baghouse	Halogenated PAC Sorbent Injection	ARP, CSNOX, CSOSG2E, CSSO2G1, MATS
MI	J H Campbell	1710	3	########	7	1	620	787.8	Measured	0.116	Calculated	714	Measured	0.105	Calculated	320	Measured	0.047	Measured	6808.1	Measured	Coal	Dry bottom wall-fired	Dry Lime FGD	Low NOx Burner Technology w/ Overfire Air	Selective Catalytic Red	Baghouse	Halogenated PAC Sorbent Injection	ARP, CSNOX, CSOSG2E, CSSO2G1, MATS
MI	J H Campbell	1710	3	########	8	1	622	829.1	Measured	0.122	Calculated	713.1	Measured	0.105	Calculated	319.6	Measured	0.047	Measured	6799.6	Measured	Coal	Dry bottom wall-fired	Dry Lime FGD	Low NOx Burner Technology w/ Overfire Air	Selective Catalytic Red	Baghouse	Halogenated PAC Sorbent Injection	ARP, CSNOX, CSOSG2E, CSSO2G1, MATS
MI	J H Campbell	1710	3	########	9	1	620	1028	Measured	0.151	Calculated	711.8	Measured	0.105	Calculated	312.2	Measured	0.046	Measured	6786.6	Measured	Coal	Dry bottom wall-fired	Dry Lime FGD	Low NOx Burner Technology w/ Overfire Air	Selective Catalytic Red	Baghouse	Halogenated PAC Sorbent Injection	ARP, CSNOX, CSOSG2E, CSSO2G1, MATS
MI	J H Campbell	1710	3	########	10	1	621	1313.4	Measured	0.193	Calculated	714.9	Measured	0.105	Calculated	313.5	Measured	0.046	Measured	6816	Measured	Coal	Dry bottom wall-fired	Dry Lime FGD	Low NOx Burner Technology w/ Overfire Air	Selective Catalytic Red	Baghouse	Halogenated PAC Sorbent Injection	ARP, CSNOX, CSOSG2E, CSSO2G1, MATS
MI	J H Campbell	1710	3	########	11	1	621	1437.8	Measured	0.212	Calculated	712.8	Measured	0.105	Calculated	333	Measured	0.049	Measured	6795.9	Measured	Coal	Dry bottom wall-fired	Dry Lime FGD	Low NOx Burner Technology w/ Overfire Air	Selective Catalytic Red	Baghouse	Halogenated PAC Sorbent Injection	ARP, CSNOX, CSOSG2E, CSSO2G1, MATS
MI	J H Campbell	1710	3	########	12	1	620	1423.1	Measured	0.211	Calculated	708	Measured	0.105	Calculated	337.5	Measured	0.05	Measured	6750.7	Measured	Coal	Dry bottom wall-fired	Dry Lime FGD	Low NOx Burner Technology w/ Overfire Air	Selective Catalytic Red	Baghouse	Halogenated PAC Sorbent Injection	ARP, CSNOX, CSOSG2E, CSSO2G1, MATS
MI	J H Campbell	1710	3	########	13	1	621	344.5	Measured	0.05	Calculated	723	Measured	0.105	Calculated	351.6	Measured	0.051	Measured	6893.6	Measured	Coal	Dry bottom wall-fired	Dry Lime FGD	Low NOx Burner Technology w/ Overfire Air	Selective Catalytic Red	Baghouse	Halogenated PAC Sorbent Injection	ARP, CSNOX, CSOSG2E, CSSO2G1, MATS
MI	J H Campbell	1710	3	########	14	1	621	338.7	Measured	0.049	Calculated	729.1	Measured	0.105	Calculated	340.6	Measured	0.049	Measured	6951.6	Measured	Coal	Dry bottom wall-fired	Dry Lime FGD	Low NOx Burner Technology w/ Overfire Air	Selective Catalytic Red	Baghouse	Halogenated PAC Sorbent Injection	ARP, CSNOX, CSOSG2E, CSSO2G1, MATS
MI	J H Campbell	1710	3	########	15	1	621	494.4	Measured	0.07	Calculated	737.1	Measured	0.105	Calculated	330.3	Measured	0.047	Measured	7027.9	Measured	Coal	Dry bottom wall-fired	Dry Lime FGD	Low NOx Burner Technology w/ Overfire Air	Selective Catalytic Red	Baghouse	Halogenated PAC Sorbent Injection	ARP, CSNOX, CSOSG2E, CSSO2G1, MATS
MI	J H Campbell	1710	3	########	16	1	621	330	Measured	0.047	Calculated	733.2	Measured	0.105	Calculated	342.6	Measured	0.049	Measured	6991.2	Measured	Coal	Dry bottom wall-fired	Dry Lime FGD	Low NOx Burner Technology w/ Overfire Air	Selective Catalytic Red	Baghouse	Halogenated PAC Sorbent Injection	ARP, CSNOX, CSOSG2E, CSSO2G1, MATS
MI	J H Campbell	1710	3	########	17	1	622	342.1	Measured	0.049	Calculated	728.9	Measured	0.105	Calculated	340.5	Measured	0.049	Measured	6949.9	Measured	Coal	Dry bottom wall-fired	Dry Lime FGD	Low NOx Burner Technology w/ Overfire Air	Selective Catalytic Red	Baghouse	Halogenated PAC Sorbent Injection	ARP, CSNOX, CSOSG2E, CSSO2G1, MATS
MI	J H Campbell	1710	3	########	18	1	620	380.6	Measured	0.055	Calculated	725.3	Measured	0.105	Calculated	318.1	Measured	0.046	Measured	6915.7	Measured	Coal	Dry bottom wall-fired	Dry Lime FGD	Low NOx Burner Technology w/ Overfire Air	Selective Catalytic Red	Baghouse	Halogenated PAC Sorbent Injection	ARP, CSNOX, CSOSG2E, CSSO2G1, MATS
MI	J H Campbell	1710	3	########	19	1	622	387.5	Measured	0.056	Calculated	728.5	Measured	0.105	Calculated	340.4	Measured	0.049	Measured	6946.4	Measured	Coal	Dry bottom wall-fired	Dry Lime FGD	Low NOx Burner Technology w/ Overfire Air	Selective Catalytic Red	Baghouse	Halogenated PAC Sorbent Injection	ARP, CSNOX, CSOSG2E, CSSO2G1, MATS
MI	J H Campbell	1710	3	########	20	1	622	415	Measured	0.06	Calculated	727.6	Measured	0.105	Calculated	326	Measured	0.047	Measured	6937.2	Measured	Coal	Dry bottom wall-fired	Dry Lime FGD	Low NOx Burner Technology w/ Overfire Air	Selective Catalytic Red	Baghouse	Halogenated PAC Sorbent Injection	ARP, CSNOX, CSOSG2E, CSSO2G1, MATS
MI	J H Campbell	1710	3	########	21	1	622	371.1	Measured	0.054	Calculated	723.9	Measured	0.105	Calculated	324.4	Measured	0.047	Measured	6902.3	Measured	Coal	Dry bottom wall-fired	Dry Lime FGD	Low NOx Burner Technology w/ Overfire Air	Selective Catalytic Red	Baghouse	Halogenated PAC Sorbent Injection	ARP, CSNOX, CSOSG2E, CSSO2G1, MATS
MI	J H Campbell	1710	3	########	22	1	622	357.9	Measured	0.052	Calculated	722.9	Measured	0.105	Calculated	337.7	Measured	0.049	Measured	6892.6	Measured	Coal	Dry bottom wall-fired	Dry Lime FGD	Low NOx Burner Technology w/ Overfire Air	Selective Catalytic Red	Baghouse	Halogenated PAC Sorbent Injection	ARP, CSNOX, CSOSG2E, CSSO2G1, MATS
MI	J H Campbell	1710	3	########	23	1	623	374.1	Measured	0.054	Calculated	726.2	Measured	0.105	Calculated	318.5	Measured	0.046	Measured	6924.4	Measured	Coal	Dry bottom wall-fired	Dry Lime FGD	Low NOx Burner Technology w/ Overfire Air	Selective Catalytic Red	Baghouse	Halogenated PAC Sorbent Injection	ARP, CSNOX, CSOSG2E, CSSO2G1, MATS
MI	J H Campbell	1710	3	########	0	1	621	287.9	Measured	0.042	Calculated	718.9	Measured	0.105	Calculated	322.2	Measured	0.047	Measured	6854.3	Measured	Coal	Dry bottom wall-fired	Dry Lime FGD	Low NOx Burner Technology w/ Overfire Air	Selective Catalytic Red	Baghouse	Halogenated PAC Sorbent Injection	ARP, CSNOX, CSOSG2E, CSSO2G1, MATS
MI	J H Campbell	1710	3	########	1	1	622	296.3	Measured	0.043	Calculated	722.3	Measured	0.105	Calculated	337.5	Measured	0.049	Measured	6887.3	Measured	Coal	Dry bottom wall-fired	Dry Lime FGD	Low NOx Burner Technology w/ Overfire Air	Selective Catalytic Red	Baghouse	Halogenated PAC Sorbent Injection	ARP, CSNOX, CSOSG2E, CSSO2G1, MATS
MI	J H Campbell	1710	3	########	2	1	622	365.7	Measured	0.053	Calculated	721.1	Measured	0.105	Calculated	336.9	Measured	0.049	Measured	6875.2	Measured	Coal	Dry bottom wall-fired	Dry Lime FGD	Low NOx Burner Technology w/ Overfire Air	Selective Catalytic Red	Baghouse	Halogenated PAC Sorbent Injection	ARP, CSNOX, CSOSG2E, CSSO2G1, MATS
MI	J H Campbell	1710	3	########	3	1	621	334	Measured	0.049	Calculated	718.3	Measured	0.105	Calculated	321.9	Measured	0.047	Measured	6848.4	Measured	Coal	Dry bottom wall-fired	Dry Lime FGD	Low NOx Burner Technology w/ Overfire Air	Selective Catalytic Red	Baghouse	Halogenated PAC Sorbent Injection	ARP, CSNOX, CSOSG2E, CSSO2G1, MATS
MI	J H Campbell	1710	3	########	4	1	622	347.9	Measured	0.051	Calculated	721.7	Measured	0.105	Calculated	337.2	Measured	0.049	Measured	6881.2	Measured	Coal	Dry bottom wall-fired	Dry Lime FGD	Low NOx Burner Technology w/ Overfire Air	Selective Catalytic Red	Baghouse	Halogenated PAC Sorbent Injection	ARP, CSNOX, CSOSG2E, CSSO2G1, MATS
MI	J H Campbell	1710	3	########	5	1	620	365.1	Measured	0.054	Calculated	714.7	Measured	0.105	Calculated	347.5	Measured	0.051	Measured	6814.2	Measured	Coal	Dry bottom wall-fired	Dry Lime FGD	Low NOx Burner Technology w/ Overfire Air	Selective Catalytic Red	Baghouse	Halogenated PAC Sorbent Injection	ARP, CSNOX, CSOSG2E, CSSO2G1, MATS
MI	J H Campbell	1710	3	########	6	1	620	349.1	Measured	0.051	Calculated	714.4	Measured	0.105	Calculated	354.2	Measured	0.052	Measured	6811.6	Measured	Coal	Dry bottom wall-fired	Dry Lime FGD	Low NOx Burner Technology w/ Overfire Air	Selective Catalytic Red	Baghouse	Halogenated PAC Sorbent Injection	ARP, CSNOX, CSOSG2E, CSSO2G1, MATS
MI	J H Campbell	1710	3	########	7	1	622	381.8	Measured	0.056	Calculated	709.6	Measured	0.105	Calculated	351.8	Measured	0.052	Measured	6766	Measured	Coal	Dry bottom wall-fired	Dry Lime FGD	Low NOx Burner Technology w/ Overfire Air	Selective Catalytic Red	Baghouse	Halogenated PAC Sorbent Injection	ARP, CSNOX, CSOSG2E, CSSO2G1, MATS
MI	J H Campbell	1710	3	########	8	1	622	468.7	Measured	0.069	Calculated	711.2	Measured	0.105	Calculated	339.1	Measured	0.05	Measured	6781.4	Measured	Coal	Dry bottom wall-fired	Dry Lime FGD	Low NOx Burner Technology w/ Overfire Air	Selective Catalytic Red	Baghouse	Halogenated PAC Sorbent Injection	ARP, CSNOX, CSOSG2E, CSSO2G1, MATS
MI	J H Campbell	1710	3	########	9	1	621	377	Measured	0.056	Calculated	704.5	Measured	0.105	Calculated	342.6	Measured	0.051	Measured	6717.1	Measured	Coal	Dry bottom wall-fired	Dry Lime FGD	Low NOx Burner Technology w/ Overfire Air	Selective Catalytic Red	Baghouse	Halogenated PAC Sorbent Injection	ARP, CSNOX, CSOSG2E, CSSO2G1, MATS
MI	J H Campbell	1710	3	########	10	1	622	336	Measured	0.05	Calculated	700.7	Measured	0.105	Calculated	347.4	Measured	0.052	Measured	6681.4	Measured	Coal	Dry bottom wall-fired	Dry Lime FGD	Low NOx Burner Technology w/ Overfire Air	Selective Catalytic Red	Baghouse	Halogenated PAC Sorbent Injection	ARP, CSNOX, CSOSG2E, CSSO2G1, MATS
MI	J H Campbell	1710	3	########	11	1	622	369.6	Measured	0.055	Calculated	701.1	Measured	0.105	Calculated	334.2	Measured	0.05	Measured	6684.7	Measured	Coal	Dry bottom wall-fired	Dry Lime FGD	Low NOx Burner Technology w/ Overfire Air	Selective Catalytic Red	Baghouse	Halogenated PAC Sorbent Injection	ARP, CSNOX, CSOSG2E, CSSO2G1, MATS
MI	J H Campbell	1710	3	########	12	1	621	379.7	Measured	0.057	Calculated	694.1	Measured	0.105	Calculated	324.3	Measured	0.049	Measured	6618.1	Measured	Coal	Dry bottom wall-fired	Dry Lime FGD	Low NOx Burner Technology w/ Overfire Air	Selective Catalytic Red	Baghouse	Halogenated PAC Sorbent Injection	ARP, CSNOX, CSOSG2E, CSSO2G1, MATS
MI	J H Campbell	1710	3	########	13	1	622	401.8	Measured	0.06	Calculated	699	Measured	0.105	Calculated	326.6	Measured	0.049	Measured	6665	Measured	Coal	Dry bottom wall-fired	Dry Lime FGD	Low NOx Burner Technology w/ Overfire Air	Selective Catalytic Red	Baghouse	Halogenated PAC Sorbent Injection	ARP, CSNOX, CSOSG2E, CSSO2G1, MATS
MI	J H Campbell	1710	3	########	14	1	623	365.5	Measured	0.055	Calculated	697.2	Measured	0.105	Calculated	339	Measured	0.051	Measured	6647.3	Measured	Coal	Dry bottom wall-fired	Dry Lime FGD	Low NOx Burner Technology w/ Overfire Air	Selective Catalytic Red	Baghouse	Halogenated PAC Sorbent Injection	ARP, CSNOX, CSOSG2E, CSSO2G1, MATS
MI	J H Campbell	1710	3	########	15	1	623	361.8	Measured	0.054	Calculated	700.3	Measured	0.105	Calculated	353.9	Measured	0.053	Measured	6677.3	Measured	Coal	Dry bottom wall-fired	Dry Lime FGD	Low NOx Burner Technology w/ Overfire Air	Selective Catalytic Red	Baghouse	Halogenated PAC Sorbent Injection	ARP, CSNOX, CSOSG2E, CSSO2G1, MATS
MI	J H Campbell	1710	3	########	16	1	621	405	Measured	0.061	Calculated	695.4	Measured	0.105	Calculated	331.5	Measured	0.05	Measured	6630.6	Measured	Coal	Dry bottom wall-fired	Dry Lime FGD	Low NOx Burner Technology w/ Overfire Air	Selective Catalytic Red	Baghouse	Halogenated PAC Sorbent Injection	ARP, CSNOX, CSOSG2E, CSSO2G1, MATS
MI	J H Campbell	1710	3	########	17	1	621	346.2	Measured	0.052	Calculated	703.5	Measured	0.105	Calculated	315.2	Measured	0.047	Measured	6707.2	Measured	Coal	Dry bottom wall-fired	Dry Lime FGD	Low NOx Burner Technology w/ Overfire Air	Selective Catalytic Red	Baghouse	Halogenated PAC Sorbent Injection	ARP, CSNOX, CSOSG2E, CSSO2G1, MATS
MI	J H Campbell	1710	3	########	18	1	620	358.7	Measured	0.053	Calculated	703.9	Measured	0.105	Calculated	328.8	Measured	0.049	Measured	6711.2	Measured	Coal	Dry bottom wall-fired	Dry Lime FGD	Low NOx Burner Technology w/ Overfire Air	Selective Catalytic Red	Baghouse	Halogenated PAC Sorbent Injection	ARP, CSNOX, CSOSG2E, CSSO2G1, MATS
MI	J H Campbell	1710	3	########	19	1	622	371.9	Measured	0.055	Calculated	705.4	Measured	0.105	Calculated	329.5	Measured	0.049	Measured	6725.4	Measured	Coal	Dry bottom wall-fired	Dry Lime FGD	Low NOx Burner Technology w/ Overfire Air	Selective Catalytic Red	Baghouse	Halogenated PAC Sorbent Injection	ARP, CSNOX, CSOSG2E, CSSO2G1, MATS
MI	J H Campbell	1710	3	########	20	1	621	383.9	Measured	0.057	Calculated	701.5	Measured	0.105	Calculated	314.4	Measured	0.047	Measured	6688.8	Measured	Coal	Dry bottom wall-fired	Dry Lime FGD	Low NOx Burner Technology w/ Overfire Air	Selective Catalytic Red	Baghouse	Halogenated PAC Sorbent Injection	ARP, CSNOX, CSOSG2E, CSSO2G1, MATS
MI	J H Campbell	1710	3	########	21	1	619	387.3	Measured	0.057	Calculated	707.3	Measured	0.105	Calculated	317	Measured	0.047	Measured	6744.3	Measured	Coal	Dry bottom wall-fired	Dry Lime FGD	Low NOx Burner Technology w/ Overfire Air	Selective Catalytic Red	Baghouse	Halogenated PAC Sorbent Injection	ARP, CSNOX, CSOSG2E, CSSO2G1, MATS
MI	J H Campbell	1710	3	########	22	1	621	372.1	Measured	0.055	Calculated	711.8	Measured	0.105	Calculated	312.2	Measured	0.046	Measured	6786.9	Measured	Coal	Dry bottom wall-fired	Dry Lime FGD	Low NOx Burner Technology w/ Overfire Air	Selective Catalytic Red	Baghouse	Halogenated PAC Sorbent Injection	ARP, CSNOX, CSOSG2E, CSSO2G1, MATS
MI	J H Campbell	1710	3	########	23	1	621	379.7	Measured	0.056	Calculated	712.8	Measured	0.105	Calculated	312.6	Measured	0.046	Measured	6796.2	Measured	Coal	Dry bottom wall-fired	Dry Lime FGD	Low NOx Burner Technology w/ Overfire Air	Selective Catalytic Red	Baghouse	Halogenated PAC Sorbent Injection	ARP, CSNOX, CSOSG2E, CSSO2G1, MATS
MI	J H Campbell	1710	3	########	0	1	622	382.9	Measured	0.057	Calculated	709	Measured	0.105	Calculated	331.2	Measured	0.049	Measured	6759.7	Measured	Coal	Dry bottom wall-fired	Dry Lime FGD	Low NOx Burner Technology w/ Overfire Air	Selective Catalytic Red	Baghouse	Halogenated PAC Sorbent Injection	ARP, CSNOX, CSOSG2E, CSSO2G1, MATS
MI	J H Campbell	1710	3	########	1	1	620	364.7	Measured	0.054	Calculated	707.8	Measured	0.105	Calculated	317.2	Measured	0.047	Measured	6748.3	Measured	Coal	Dry bottom wall-fired	Dry Lime FGD	Low NOx Burner Technology w/ Overfire Air	Selective Catalytic Red	Baghouse	Halogenated PAC Sorbent Injection	ARP, CSNOX, CSOSG2E, CSSO2G1, MATS
MI	J H Campbell	1710	3	########	2	1	621	353	Measured	0.052	Calculated	705.5	Measured	0.105	Calculated	336.4	Measured	0.05	Measured	6727.2	Measured	Coal	Dry bottom wall-fired	Dry Lime FGD	Low NOx Burner Technology w/ Overfire Air	Selective Catalytic Red	Baghouse	Halogenated PAC Sorbent Injection	ARP, CSNOX, CSOSG2E, CSSO2G1, MATS
MI	J H Campbell	1710	3	########	3	1	621	378.1	Measured	0.056	Calculated	709.8	Measured	0.105	Calculated	351.9	Measured	0.052	Measured	6767.9	Measured	Coal	Dry bottom wall-fired	Dry Lime FGD	Low NOx Burner Technology w/ Overfire Air	Selective Catalytic Red	Baghouse	Halogenated PAC Sorbent Injection	ARP, CSNOX, CSOSG2E, CSSO2G1, MATS
MI	J H Campbell	1710	3	########	4	1	621	369.5	Measured	0.055	Calculated	706.9	Measured	0.105	Calculated	350.5	Measured	0.052	Measured	6739.9	Measured	Coal	Dry bottom wall-fired	Dry Lime FGD	Low NOx Burner Technology w/ Overfire Air	Selective Catalytic Red	Baghouse	Halogenated PAC Sorbent Injection	ARP, CSNOX, CSOSG2E, CSSO2G1, MATS
MI	J H Campbell	1710	3	########	5	1	621	362.2	Measured	0.054	Calculated	706.4	Measured	0.105	Calculated	343.5	Measured	0.051	Measured	6735.1	Measured	Coal	Dry bottom wall-fired	Dry Lime FGD	Low NOx Burner Technology w/ Overfire Air	Selective Catalytic Red	Baghouse	Halogenated PAC Sorbent Injection	ARP, CSNOX, CSOSG2E, CSSO2G1, MATS
MI	J H Campbell	1710	3	########	6	1	621	371.2	Measured	0.054	Calculated	718.8	Measured	0.105	Calculated	335.8	Measured	0.049	Measured	6853.6	Measured	Coal	Dry bottom wall-fired	Dry Lime FGD	Low NOx Burner Technology w/ Overfire Air	Selective Catalytic Red	Baghouse	Halogenated PAC Sorbent Injection	ARP, CSNOX, CSOSG2E, CSSO2G1, MATS
MI	J H Campbell	1710	3	########	7	1	622	315.2	Measured	0.046	Calculated	713.5	Measured	0.105	Calculated	333.4	Measured	0.049	Measured	6803.4	Measured	Coal	Dry bottom wall-fired	Dry Lime FGD	Low NOx Burner Technology w/ Overfire Air	Selective Catalytic Red	Baghouse	Halogenated PAC Sorbent Injection	ARP, CSNOX, CSOSG2E, CSSO2G1, MATS
MI	J H Campbell	1710	3	########	8	1	622	371.1	Measured	0.054	Calculated	716	Measured	0.105	Calculated	334.5	Measured	0.049	Measured	6826.6	Measured	Coal	Dry bottom wall-fired	Dry Lime FGD	Low NOx Burner Technology w/ Overfire Air	Selective Catalytic Red	Baghouse	Halogenated PAC Sorbent Injection	ARP, CSNOX, CSOSG2E, CSSO2G1, MATS
MI	J H Campbell	1710	3	########	9	1	621	398.7	Measured	0.059	Calculated	714.7	Measured	0.105	Calculated	320.3	Measured	0.047	Measured	6814.8	Measured	Coal	Dry bottom wall-fired	Dry Lime FGD	Low NOx Burner Technology w/ Overfire Air	Selective Catalytic Red	Baghouse	Halogenated PAC Sorbent Injection	ARP, CSNOX, CSOSG2E, CSSO2G1, MATS
MI	J H Campbell	1710	3	########	10	1	622	408.3	Measured	0.06	Calculated	716.1	Measured	0.105	Calculated	314.1	Measured	0.046	Measured	6828	Measured	Coal	Dry bottom wall-fired	Dry Lime FGD	Low NOx Burner Technology w/ Overfire Air	Selective Catalytic Red	Baghouse	Halogenated PAC Sorbent Injection	ARP, CSNOX, CSOSG2E, CSSO2G1, MATS
MI	J H Campbell	1710	3	########	11	1	622	364.2	Measured	0.053	Calculated	719.9	Measured	0.105	Calculated	315.7	Measured	0.046	Measured	6863.6	Measured	Coal	Dry bottom wall-fired	Dry Lime FGD	Low NOx Burner Technology w/ Overfire Air	Selective Catalytic Red	Baghouse	Halogenated PAC Sorbent Injection	ARP, CSNOX, CSOSG2E, CSSO2G1, MATS
MI	J H Campbell	1710	3	########	12	1	622	353.5	Measured

MI	J H Campbell	1710	3	########	11	1	623	365.3	Measured	0.055	Calculated	692.9	Measured	0.105	Calculated	251	Measured	0.038	Measured	6606.4	Measured	Coal	Dry bottom wall-fired	Dry Lime FGD	Low NOx Burner Technology w/ Overfire Air|Selective Catalytic Red	Baghouse	Halogenated PAC Sorbent Injection	ARP, CSNOX, CSOSG2E, CSSO2G1, MATS
MI	J H Campbell	1710	3	########	12	1	621	412.2	Measured	0.063	Calculated	689.9	Measured	0.105	Calculated	263.1	Measured	0.04	Measured	6577.6	Measured	Coal	Dry bottom wall-fired	Dry Lime FGD	Low NOx Burner Technology w/ Overfire Air|Selective Catalytic Red	Baghouse	Halogenated PAC Sorbent Injection	ARP, CSNOX, CSOSG2E, CSSO2G1, MATS
MI	J H Campbell	1710	3	########	13	1	622	386.3	Measured	0.059	Calculated	690	Measured	0.105	Calculated	263.1	Measured	0.04	Measured	6578.6	Measured	Coal	Dry bottom wall-fired	Dry Lime FGD	Low NOx Burner Technology w/ Overfire Air|Selective Catalytic Red	Baghouse	Halogenated PAC Sorbent Injection	ARP, CSNOX, CSOSG2E, CSSO2G1, MATS
MI	J H Campbell	1710	3	########	14	1	622	360.5	Measured	0.055	Calculated	687	Measured	0.105	Calculated	255.5	Measured	0.039	Measured	6550.3	Measured	Coal	Dry bottom wall-fired	Dry Lime FGD	Low NOx Burner Technology w/ Overfire Air|Selective Catalytic Red	Baghouse	Halogenated PAC Sorbent Injection	ARP, CSNOX, CSOSG2E, CSSO2G1, MATS
MI	J H Campbell	1710	3	########	15	1	623	322.6	Measured	0.049	Calculated	694.6	Measured	0.105	Calculated	258.3	Measured	0.039	Measured	6622.7	Measured	Coal	Dry bottom wall-fired	Dry Lime FGD	Low NOx Burner Technology w/ Overfire Air|Selective Catalytic Red	Baghouse	Halogenated PAC Sorbent Injection	ARP, CSNOX, CSOSG2E, CSSO2G1, MATS
MI	J H Campbell	1710	3	########	16	1	622	338.2	Measured	0.051	Calculated	700.5	Measured	0.105	Calculated	253.8	Measured	0.038	Measured	6678.6	Measured	Coal	Dry bottom wall-fired	Dry Lime FGD	Low NOx Burner Technology w/ Overfire Air|Selective Catalytic Red	Baghouse	Halogenated PAC Sorbent Injection	ARP, CSNOX, CSOSG2E, CSSO2G1, MATS
MI	J H Campbell	1710	3	########	17	1	622	361.2	Measured	0.054	Calculated	701.8	Measured	0.105	Calculated	240.9	Measured	0.036	Measured	6691.5	Measured	Coal	Dry bottom wall-fired	Dry Lime FGD	Low NOx Burner Technology w/ Overfire Air|Selective Catalytic Red	Baghouse	Halogenated PAC Sorbent Injection	ARP, CSNOX, CSOSG2E, CSSO2G1, MATS
MI	J H Campbell	1710	3	########	18	1	622	354.6	Measured	0.053	Calculated	701.8	Measured	0.105	Calculated	240.9	Measured	0.036	Measured	6691	Measured	Coal	Dry bottom wall-fired	Dry Lime FGD	Low NOx Burner Technology w/ Overfire Air|Selective Catalytic Red	Baghouse	Halogenated PAC Sorbent Injection	ARP, CSNOX, CSOSG2E, CSSO2G1, MATS
MI	J H Campbell	1710	3	########	19	1	625	398.9	Measured	0.06	Calculated	702.8	Measured	0.105	Calculated	254.6	Measured	0.038	Measured	6701.1	Measured	Coal	Dry bottom wall-fired	Dry Lime FGD	Low NOx Burner Technology w/ Overfire Air|Selective Catalytic Red	Baghouse	Halogenated PAC Sorbent Injection	ARP, CSNOX, CSOSG2E, CSSO2G1, MATS
MI	J H Campbell	1710	3	########	20	1	623	328.1	Measured	0.049	Calculated	707.1	Measured	0.105	Calculated	242.7	Measured	0.036	Measured	6741.5	Measured	Coal	Dry bottom wall-fired	Dry Lime FGD	Low NOx Burner Technology w/ Overfire Air|Selective Catalytic Red	Baghouse	Halogenated PAC Sorbent Injection	ARP, CSNOX, CSOSG2E, CSSO2G1, MATS
MI	J H Campbell	1710	3	########	21	1	623	347.9	Measured	0.052	Calculated	704.9	Measured	0.105	Calculated	241.9	Measured	0.036	Measured	6720.7	Measured	Coal	Dry bottom wall-fired	Dry Lime FGD	Low NOx Burner Technology w/ Overfire Air|Selective Catalytic Red	Baghouse	Halogenated PAC Sorbent Injection	ARP, CSNOX, CSOSG2E, CSSO2G1, MATS
MI	J H Campbell	1710	3	########	22	1	622	383.9	Measured	0.057	Calculated	707	Measured	0.105	Calculated	256.2	Measured	0.038	Measured	6740.8	Measured	Coal	Dry bottom wall-fired	Dry Lime FGD	Low NOx Burner Technology w/ Overfire Air|Selective Catalytic Red	Baghouse	Halogenated PAC Sorbent Injection	ARP, CSNOX, CSOSG2E, CSSO2G1, MATS
MI	J H Campbell	1710	3	########	23	1	623	371.3	Measured	0.055	Calculated	706.3	Measured	0.105	Calculated	269.4	Measured	0.04	Measured	6734.5	Measured	Coal	Dry bottom wall-fired	Dry Lime FGD	Low NOx Burner Technology w/ Overfire Air|Selective Catalytic Red	Baghouse	Halogenated PAC Sorbent Injection	ARP, CSNOX, CSOSG2E, CSSO2G1, MATS
MI	J H Campbell	1710	3	########	0	1	621	367.6	Measured	0.055	Calculated	699.2	Measured	0.105	Calculated	253.3	Measured	0.038	Measured	6666.7	Measured	Coal	Dry bottom wall-fired	Dry Lime FGD	Low NOx Burner Technology w/ Overfire Air|Selective Catalytic Red	Baghouse	Halogenated PAC Sorbent Injection	ARP, CSNOX, CSOSG2E, CSSO2G1, MATS
MI	J H Campbell	1710	3	########	1	1	622	374.3	Measured	0.056	Calculated	705.5	Measured	0.105	Calculated	269.1	Measured	0.04	Measured	6726.4	Measured	Coal	Dry bottom wall-fired	Dry Lime FGD	Low NOx Burner Technology w/ Overfire Air|Selective Catalytic Red	Baghouse	Halogenated PAC Sorbent Injection	ARP, CSNOX, CSOSG2E, CSSO2G1, MATS
MI	J H Campbell	1710	3	########	2	1	625	384.6	Measured	0.057	Calculated	705.6	Measured	0.105	Calculated	262.4	Measured	0.039	Measured	6727.7	Measured	Coal	Dry bottom wall-fired	Dry Lime FGD	Low NOx Burner Technology w/ Overfire Air|Selective Catalytic Red	Baghouse	Halogenated PAC Sorbent Injection	ARP, CSNOX, CSOSG2E, CSSO2G1, MATS
MI	J H Campbell	1710	3	########	3	1	624	362.1	Measured	0.054	Calculated	709.5	Measured	0.105	Calculated	263.8	Measured	0.039	Measured	6765.3	Measured	Coal	Dry bottom wall-fired	Dry Lime FGD	Low NOx Burner Technology w/ Overfire Air|Selective Catalytic Red	Baghouse	Halogenated PAC Sorbent Injection	ARP, CSNOX, CSOSG2E, CSSO2G1, MATS
MI	J H Campbell	1710	3	########	4	1	622	366.2	Measured	0.054	Calculated	707.2	Measured	0.105	Calculated	269.7	Measured	0.04	Measured	6743.4	Measured	Coal	Dry bottom wall-fired	Dry Lime FGD	Low NOx Burner Technology w/ Overfire Air|Selective Catalytic Red	Baghouse	Halogenated PAC Sorbent Injection	ARP, CSNOX, CSOSG2E, CSSO2G1, MATS
MI	J H Campbell	1710	3	########	5	1	621	369.2	Measured	0.055	Calculated	706.4	Measured	0.105	Calculated	262.7	Measured	0.039	Measured	6735.3	Measured	Coal	Dry bottom wall-fired	Dry Lime FGD	Low NOx Burner Technology w/ Overfire Air|Selective Catalytic Red	Baghouse	Halogenated PAC Sorbent Injection	ARP, CSNOX, CSOSG2E, CSSO2G1, MATS
MI	J H Campbell	1710	3	########	6	1	623	372.3	Measured	0.055	Calculated	711.5	Measured	0.105	Calculated	264.6	Measured	0.039	Measured	6783.7	Measured	Coal	Dry bottom wall-fired	Dry Lime FGD	Low NOx Burner Technology w/ Overfire Air|Selective Catalytic Red	Baghouse	Halogenated PAC Sorbent Injection	ARP, CSNOX, CSOSG2E, CSSO2G1, MATS
MI	J H Campbell	1710	3	########	7	1	622	328.6	Measured	0.049	Calculated	706.6	Measured	0.105	Calculated	269.5	Measured	0.04	Measured	6737.1	Measured	Coal	Dry bottom wall-fired	Dry Lime FGD	Low NOx Burner Technology w/ Overfire Air|Selective Catalytic Red	Baghouse	Halogenated PAC Sorbent Injection	ARP, CSNOX, CSOSG2E, CSSO2G1, MATS
MI	J H Campbell	1710	3	########	8	1	626	342.5	Measured	0.051	Calculated	710.4	Measured	0.105	Calculated	270.9	Measured	0.04	Measured	6773	Measured	Coal	Dry bottom wall-fired	Dry Lime FGD	Low NOx Burner Technology w/ Overfire Air|Selective Catalytic Red	Baghouse	Halogenated PAC Sorbent Injection	ARP, CSNOX, CSOSG2E, CSSO2G1, MATS
MI	J H Campbell	1710	3	########	9	1	623	363.6	Measured	0.054	Calculated	701.5	Measured	0.105	Calculated	260.9	Measured	0.039	Measured	6688.5	Measured	Coal	Dry bottom wall-fired	Dry Lime FGD	Low NOx Burner Technology w/ Overfire Air|Selective Catalytic Red	Baghouse	Halogenated PAC Sorbent Injection	ARP, CSNOX, CSOSG2E, CSSO2G1, MATS
MI	J H Campbell	1710	3	########	10	1	624	372.2	Measured	0.055	Calculated	713.9	Measured	0.105	Calculated	265.5	Measured	0.039	Measured	6807.2	Measured	Coal	Dry bottom wall-fired	Dry Lime FGD	Low NOx Burner Technology w/ Overfire Air|Selective Catalytic Red	Baghouse	Halogenated PAC Sorbent Injection	ARP, CSNOX, CSOSG2E, CSSO2G1, MATS
MI	J H Campbell	1710	3	########	11	1	623	336.4	Measured	0.05	Calculated	702.7	Measured	0.105	Calculated	261.3	Measured	0.039	Measured	6700	Measured	Coal	Dry bottom wall-fired	Dry Lime FGD	Low NOx Burner Technology w/ Overfire Air|Selective Catalytic Red	Baghouse	Halogenated PAC Sorbent Injection	ARP, CSNOX, CSOSG2E, CSSO2G1, MATS
MI	J H Campbell	1710	3	########	12	1	622	337.2	Measured	0.05	Calculated	700.6	Measured	0.105	Calculated	267.2	Measured	0.04	Measured	6679.6	Measured	Coal	Dry bottom wall-fired	Dry Lime FGD	Low NOx Burner Technology w/ Overfire Air|Selective Catalytic Red	Baghouse	Halogenated PAC Sorbent Injection	ARP, CSNOX, CSOSG2E, CSSO2G1, MATS
MI	J H Campbell	1710	3	########	13	1	623	358.6	Measured	0.054	Calculated	701.8	Measured	0.105	Calculated	267.7	Measured	0.04	Measured	6691.7	Measured	Coal	Dry bottom wall-fired	Dry Lime FGD	Low NOx Burner Technology w/ Overfire Air|Selective Catalytic Red	Baghouse	Halogenated PAC Sorbent Injection	ARP, CSNOX, CSOSG2E, CSSO2G1, MATS
MI	J H Campbell	1710	3	########	14	1	621	355.2	Measured	0.053	Calculated	698.6	Measured	0.105	Calculated	239.8	Measured	0.036	Measured	6661.4	Measured	Coal	Dry bottom wall-fired	Dry Lime FGD	Low NOx Burner Technology w/ Overfire Air|Selective Catalytic Red	Baghouse	Halogenated PAC Sorbent Injection	ARP, CSNOX, CSOSG2E, CSSO2G1, MATS
MI	J H Campbell	1710	3	########	15	1	622	354.4	Measured	0.053	Calculated	700.4	Measured	0.105	Calculated	240.4	Measured	0.036	Measured	6678.1	Measured	Coal	Dry bottom wall-fired	Dry Lime FGD	Low NOx Burner Technology w/ Overfire Air|Selective Catalytic Red	Baghouse	Halogenated PAC Sorbent Injection	ARP, CSNOX, CSOSG2E, CSSO2G1, MATS
MI	J H Campbell	1710	3	########	16	1	622	354.3	Measured	0.053	Calculated	697.7	Measured	0.105	Calculated	252.8	Measured	0.038	Measured	6652.7	Measured	Coal	Dry bottom wall-fired	Dry Lime FGD	Low NOx Burner Technology w/ Overfire Air|Selective Catalytic Red	Baghouse	Halogenated PAC Sorbent Injection	ARP, CSNOX, CSOSG2E, CSSO2G1, MATS
MI	J H Campbell	1710	3	########	17	1	621	357.2	Measured	0.054	Calculated	693.3	Measured	0.105	Calculated	257.8	Measured	0.039	Measured	6610.4	Measured	Coal	Dry bottom wall-fired	Dry Lime FGD	Low NOx Burner Technology w/ Overfire Air|Selective Catalytic Red	Baghouse	Halogenated PAC Sorbent Injection	ARP, CSNOX, CSOSG2E, CSSO2G1, MATS
MI	J H Campbell	1710	3	########	18	1	622	360.8	Measured	0.055	Calculated	693.5	Measured	0.105	Calculated	271.1	Measured	0.041	Measured	6612.5	Measured	Coal	Dry bottom wall-fired	Dry Lime FGD	Low NOx Burner Technology w/ Overfire Air|Selective Catalytic Red	Baghouse	Halogenated PAC Sorbent Injection	ARP, CSNOX, CSOSG2E, CSSO2G1, MATS
MI	J H Campbell	1710	3	########	19	1	624	346.7	Measured	0.052	Calculated	699.9	Measured	0.105	Calculated	266.9	Measured	0.04	Measured	6673.1	Measured	Coal	Dry bottom wall-fired	Dry Lime FGD	Low NOx Burner Technology w/ Overfire Air|Selective Catalytic Red	Baghouse	Halogenated PAC Sorbent Injection	ARP, CSNOX, CSOSG2E, CSSO2G1, MATS
MI	J H Campbell	1710	3	########	20	1	625	352.5	Measured	0.053	Calculated	701.1	Measured	0.105	Calculated	274.1	Measured	0.041	Measured	6684.3	Measured	Coal	Dry bottom wall-fired	Dry Lime FGD	Low NOx Burner Technology w/ Overfire Air|Selective Catalytic Red	Baghouse	Halogenated PAC Sorbent Injection	ARP, CSNOX, CSOSG2E, CSSO2G1, MATS
MI	J H Campbell	1710	3	########	21	1	622	361.9	Measured	0.055	Calculated	696.4	Measured	0.105	Calculated	278.9	Measured	0.042	Measured	6639.6	Measured	Coal	Dry bottom wall-fired	Dry Lime FGD	Low NOx Burner Technology w/ Overfire Air|Selective Catalytic Red	Baghouse	Halogenated PAC Sorbent Injection	ARP, CSNOX, CSOSG2E, CSSO2G1, MATS
MI	J H Campbell	1710	3	########	22	1	624	344.9	Measured	0.052	Calculated	693.8	Measured	0.105	Calculated	277.8	Measured	0.042	Measured	6615	Measured	Coal	Dry bottom wall-fired	Dry Lime FGD	Low NOx Burner Technology w/ Overfire Air|Selective Catalytic Red	Baghouse	Halogenated PAC Sorbent Injection	ARP, CSNOX, CSOSG2E, CSSO2G1, MATS
MI	J H Campbell	1710	3	########	23	1	624	356.2	Measured	0.053	Calculated	699	Measured	0.105	Calculated	279.9	Measured	0.042	Measured	6664.5	Measured	Coal	Dry bottom wall-fired	Dry Lime FGD	Low NOx Burner Technology w/ Overfire Air|Selective Catalytic Red	Baghouse	Halogenated PAC Sorbent Injection	ARP, CSNOX, CSOSG2E, CSSO2G1, MATS
MI	J H Campbell	1710	3	########	0	1	622	344.4	Measured	0.052	Calculated	696.3	Measured	0.105	Calculated	278.8	Measured	0.042	Measured	6638.9	Measured	Coal	Dry bottom wall-fired	Dry Lime FGD	Low NOx Burner Technology w/ Overfire Air|Selective Catalytic Red	Baghouse	Halogenated PAC Sorbent Injection	ARP, CSNOX, CSOSG2E, CSSO2G1, MATS
MI	J H Campbell	1710	3	########	1	1	625	374.1	Measured	0.056	Calculated	696.3	Measured	0.105	Calculated	292.1	Measured	0.044	Measured	6639.5	Measured	Coal	Dry bottom wall-fired	Dry Lime FGD	Low NOx Burner Technology w/ Overfire Air|Selective Catalytic Red	Baghouse	Halogenated PAC Sorbent Injection	ARP, CSNOX, CSOSG2E, CSSO2G1, MATS
MI	J H Campbell	1710	3	########	2	1	625	334.7	Measured	0.051	Calculated	694.4	Measured	0.105	Calculated	291.3	Measured	0.044	Measured	6620.7	Measured	Coal	Dry bottom wall-fired	Dry Lime FGD	Low NOx Burner Technology w/ Overfire Air|Selective Catalytic Red	Baghouse	Halogenated PAC Sorbent Injection	ARP, CSNOX, CSOSG2E, CSSO2G1, MATS
MI	J H Campbell	1710	3	########	3	1	622	355.4	Measured	0.054	Calculated	694	Measured	0.105	Calculated	304.4	Measured	0.046	Measured	6617	Measured	Coal	Dry bottom wall-fired	Dry Lime FGD	Low NOx Burner Technology w/ Overfire Air|Selective Catalytic Red	Baghouse	Halogenated PAC Sorbent Injection	ARP, CSNOX, CSOSG2E, CSSO2G1, MATS
MI	J H Campbell	1710	3	########	4	1	622	344.7	Measured	0.052	Calculated	693.5	Measured	0.105	Calculated	297.5	Measured	0.045	Measured	6612	Measured	Coal	Dry bottom wall-fired	Dry Lime FGD	Low NOx Burner Technology w/ Overfire Air|Selective Catalytic Red	Baghouse	Halogenated PAC Sorbent Injection	ARP, CSNOX, CSOSG2E, CSSO2G1, MATS
MI	J H Campbell	1710	3	########	5	1	621	354.6	Measured	0.054	Calculated	692.3	Measured	0.105	Calculated	290.4	Measured	0.044	Measured	6600.7	Measured	Coal	Dry bottom wall-fired	Dry Lime FGD	Low NOx Burner Technology w/ Overfire Air|Selective Catalytic Red	Baghouse	Halogenated PAC Sorbent Injection	ARP, CSNOX, CSOSG2E, CSSO2G1, MATS
MI	J H Campbell	1710	3	########	6	1	621	333.7	Measured	0.05	Calculated	695.8	Measured	0.105	Calculated	298.5	Measured	0.045	Measured	6634.4	Measured	Coal	Dry bottom wall-fired	Dry Lime FGD	Low NOx Burner Technology w/ Overfire Air|Selective Catalytic Red	Baghouse	Halogenated PAC Sorbent Injection	ARP, CSNOX, CSOSG2E, CSSO2G1, MATS
MI	J H Campbell	1710	3	########	7	1	622	340.2	Measured	0.052	Calculated	691.4	Measured	0.105	Calculated	296.6	Measured	0.045	Measured	6591.8	Measured	Coal	Dry bottom wall-fired	Dry Lime FGD	Low NOx Burner Technology w/ Overfire Air|Selective Catalytic Red	Baghouse	Halogenated PAC Sorbent Injection	ARP, CSNOX, CSOSG2E, CSSO2G1, MATS
MI	J H Campbell	1710	3	########	8	1	622	365.3	Measured	0.055	Calculated	692.9	Measured	0.105	Calculated	277.5	Measured	0.042	Measured	6606.2	Measured	Coal	Dry bottom wall-fired	Dry Lime FGD	Low NOx Burner Technology w/ Overfire Air|Selective Catalytic Red	Baghouse	Halogenated PAC Sorbent Injection	ARP, CSNOX, CSOSG2E, CSSO2G1, MATS
MI	J H Campbell	1710	3	########	9	1	624	354.8	Measured	0.053	Calculated	699.5	Measured	0.105	Calculated	286.8	Measured	0.043	Measured	6669.9	Measured	Coal	Dry bottom wall-fired	Dry Lime FGD	Low NOx Burner Technology w/ Overfire Air|Selective Catalytic Red	Baghouse	Halogenated PAC Sorbent Injection	ARP, CSNOX, CSOSG2E, CSSO2G1, MATS
MI	J H Campbell	1710	3	########	10	1	625	352.1	Measured	0.053	Calculated	694.3	Measured	0.105	Calculated	291.3	Measured	0.044	Measured	6619.9	Measured	Coal	Dry bottom wall-fired	Dry Lime FGD	Low NOx Burner Technology w/ Overfire Air|Selective Catalytic Red	Baghouse	Halogenated PAC Sorbent Injection	ARP, CSNOX, CSOSG2E, CSSO2G1, MATS
MI	J H Campbell	1710	3	########	11	1	624	353.8	Measured	0.053	Calculated	694.2	Measured	0.105	Calculated	291.2	Measured	0.044	Measured	6619.3	Measured	Coal	Dry bottom wall-fired	Dry Lime FGD	Low NOx Burner Technology w/ Overfire Air|Selective Catalytic Red	Baghouse	Halogenated PAC Sorbent Injection	ARP, CSNOX, CSOSG2E, CSSO2G1, MATS
MI	J H Campbell	1710	3	########	12	1	621	370	Measured	0.057	Calculated	685.9	Measured	0.105	Calculated	281.2	Measured	0.043	Measured	6540.3	Measured	Coal	Dry bottom wall-fired	Dry Lime FGD	Low NOx Burner Technology w/ Overfire Air|Selective Catalytic Red	Baghouse	Halogenated PAC Sorbent Injection	ARP, CSNOX, CSOSG2E, CSSO2G1, MATS
MI	J H Campbell	1710	3	########	13	1	623	374.7	Measured	0.057	Calculated	691.4	Measured	0.105	Calculated	468.1	Measured	0.071	Measured	6592.7	Measured	Coal	Dry bottom wall-fired	Dry Lime FGD	Low NOx Burner Technology w/ Overfire Air|Selective Catalytic Red	Baghouse	Halogenated PAC Sorbent Injection	ARP, CSNOX, CSOSG2E, CSSO2G1, MATS
MI	J H Campbell	1710	3	########	14	1	626	328.9	Measured	0.05	Calculated	694.5	Measured	0.105	Calculated	344.3	Measured	0.052	Measured	6622.1	Measured	Coal	Dry bottom wall-fired	Dry Lime FGD	Low NOx Burner Technology w/ Overfire Air|Selective Catalytic Red	Baghouse	Halogenated PAC Sorbent Injection	ARP, CSNOX, CSOSG2E, CSSO2G1, MATS
MI	J H Campbell	1710	3	########	15	1	625	329.6	Measured	0.05	Calculated	696.1	Measured	0.105	Calculated	331.9	Measured	0.05	Measured	6637	Measured	Coal	Dry bottom wall-fired	Dry Lime FGD	Low NOx Burner Technology w/ Overfire Air|Selective Catalytic Red	Baghouse	Halogenated PAC Sorbent Injection	ARP, CSNOX, CSOSG2E, CSSO2G1, MATS
MI	J H Campbell	1710	3	########	16	1	623	354.4	Measured	0.054	Calculated	685.9	Measured	0.105	Calculated	294.3	Measured	0.045	Measured	6540.3	Measured	Coal	Dry bottom wall-fired	Dry Lime FGD	Low NOx Burner Technology w/ Overfire Air|Selective Catalytic Red	Baghouse	Halogenated PAC Sorbent Injection	ARP, CSNOX, CSOSG2E, CSSO2G1, MATS
MI	J H Campbell	1710	3	########	17	1	621	349.4	Measured	0.053	Calculated	688.9	Measured	0.105	Calculated	295.6	Measured	0.045	Measured	6568.8	Measured	Coal	Dry bottom wall-fired	Dry Lime FGD	Low NOx Burner Technology w/ Overfire Air|Selective Catalytic Red	Baghouse	Halogenated PAC Sorbent Injection	ARP, CSNOX, CSOSG2E, CSSO2G1, MATS
MI	J H Campbell	1710	3	########	18	1	623	341.7	Measured	0.052	Calculated	694.5	Measured	0.105	Calculated	291.3	Measured	0.044	Measured	6621.4	Measured	Coal	Dry bottom wall-fired	Dry Lime FGD	Low NOx Burner Technology w/ Overfire Air|Selective Catalytic Red	Baghouse	Halogenated PAC Sorbent Injection	ARP, CSNOX, CSOSG2E, CSSO2G1, MATS
MI	J H Campbell	1710	3	########	19	1	624	360.2	Measured	0.055	Calculated	693.1	Measured	0.105	Calculated	297.4	Measured	0.045	Measured	6608.7	Measured	Coal	Dry bottom wall-fired	Dry Lime FGD	Low NOx Burner Technology w/ Overfire Air|Selective Catalytic Red	Baghouse	Halogenated PAC Sorbent Injection	ARP, CSNOX, CSOSG2E, CSSO2G1, MATS
MI	J H Campbell	1710	3	########	20	1	623	330.4	Measured	0.05	Calculated	692.7	Measured	0.105	Calculated	310.4	Measured	0.047	Measured	6604.9	Measured	Coal	Dry bottom wall-fired	Dry Lime FGD	Low NOx Burner Technology w/ Overfire Air|Selective Catalytic Red	Baghouse	Halogenated PAC Sorbent Injection	ARP, CSNOX, CSOSG2E, CSSO2G1, MATS
MI	J H Campbell	1710	3	########	21	1	623	358.2	Measured	0.054	Calculated	692.6	Measured	0.105	Calculated	310.4	Measured	0.047	Measured	6603.3	Measured	Coal	Dry bottom wall-fired	Dry Lime FGD	Low NOx Burner Technology w/ Overfire Air|Selective Catalytic Red	Baghouse	Halogenated PAC Sorbent Injection	ARP, CSNOX, CSOSG2E, CSSO2G1, MATS
MI	J H Campbell	1710	3	########	22	1	624	388.9	Measured	0.059	Calculated	691.5	Measured	0.105	Calculated	303.3	Measured	0.046	Measured	6593.5	Measured	Coal	Dry bottom wall-fired	Dry Lime FGD	Low NOx Burner Technology w/ Overfire Air|Selective Catalytic Red	Baghouse	Halogenated PAC Sorbent Injection	ARP, CSNOX, CSOSG2E, CSSO2G1, MATS
MI	J H Campbell	1710	3	########	23	1	626	464.1	Measured	0.07	Calculated	698.4	Measured	0.105	Calculated	313	Measured	0.047	Measured	6658.8	Measured	Coal	Dry bottom wall-fired	Dry Lime FGD	Low NOx Burner Technology w/ Overfire Air|Selective Catalytic Red	Baghouse	Halogenated PAC Sorbent Injection	ARP, CSNOX, CSOSG2E, CSSO2G1, MATS

BEFORE THE UNITED STATES DEPARTMENT OF ENERGY

Federal Power Act Section 202(c) Emergency Order: Midcontinent Independent System Operator (MISO)	)))))

Exhibit to
Motion to Intervene and Request for Rehearing and Stay of
Public Interest Organizations

Exhibit 159

Consumers' February 2026 10-K

Table of Contents

UNITED STATES SECURITIES AND EXCHANGE COMMISSION
Washington, D.C. 20549

FORM 10-K

☒ ANNUAL REPORT PURSUANT TO SECTION 13 OR 15(d) OF THE SECURITIES EXCHANGE ACT OF 1934
For the fiscal year ended December 31, 2025

OR

☐ TRANSITION REPORT PURSUANT TO SECTION 13 OR 15(d) OF THE SECURITIES EXCHANGE ACT OF 1934
For the transition period from _____to_____

Commission File No.	Registrant; State of Incorporation; Address; and Telephone Number	IRS Employer Identification No.
1-9513	**CMS ENERGY CORPORATION** (A Michigan Corporation) One Energy Plaza, Jackson, Michigan 49201 (517) 788-0550	38-2726431
1-5611	**CONSUMERS ENERGY COMPANY** (A Michigan Corporation) One Energy Plaza, Jackson, Michigan 49201 (517) 788-0550	38-0442310

Securities registered pursuant to Section 12(b) of the Act:

Title of each class	Trading Symbol(s)	Name of each exchange on which registered
CMS Energy Corporation Common Stock, $0.01 par value	CMS	New York Stock Exchange
CMS Energy Corporation 5.625% Junior Subordinated Notes due 2078	CMSA	New York Stock Exchange
CMS Energy Corporation 5.875% Junior Subordinated Notes due 2078	CMSC	New York Stock Exchange
CMS Energy Corporation 5.875% Junior Subordinated Notes due 2079	CMSD	New York Stock Exchange
CMS Energy Corporation Depositary Shares, each representing a 1/1,000th interest in a share of 4.200% Cumulative Redeemable Perpetual Preferred Stock, Series C	CMS PRC	New York Stock Exchange
Consumers Energy Company Cumulative Preferred Stock, $100 par value: $4.50 Series	CMS-PB	New York Stock Exchange

Securities registered pursuant to Section 12(g) of the Act: None

Indicate by check mark if the registrant is a well-known seasoned issuer, as defined in Rule 405 of the Securities Act.

CMS Energy Corporation: Yes ☒ No ☐ **Consumers Energy Company:** Yes ☒ No ☐

Indicate by check mark if the registrant is not required to file reports pursuant to Section 13 or Section 15(d) of the Act.

CMS Energy Corporation: Yes ☐ No ☒ **Consumers Energy Company:** Yes ☐ No ☒

Indicate by check mark whether the registrant (1) has filed all reports required to be filed by Section 13 or 15(d) of the Securities Exchange Act of 1934 during the preceding 12 months (or for such shorter period that the registrant was required to file such reports), and (2) has been subject to such filing requirements for the past 90 days.

CMS Energy Corporation: Yes ☒ No ☐ **Consumers Energy Company:** Yes ☒ No ☐

Indicate by check mark whether the registrant has submitted electronically every Interactive Data File required to be submitted pursuant to Rule 405 of Regulation S-T (§232.405 of this chapter) during the preceding 12 months (or for such shorter period that the registrant was required to submit such files).

CMS Energy Corporation: Yes ☒ No ☐ **Consumers Energy Company:** Yes ☒ No ☐

Indicate by check mark whether the registrant is a large accelerated filer, an accelerated filer, a non-accelerated filer, a smaller reporting company, or an emerging growth company. See the definitions of "large accelerated filer," "accelerated filer," "smaller reporting company," and "emerging growth company" in Rule 12b-2 of the Exchange Act.

CMS Energy Corporation:		**Consumers Energy Company:**	
Large accelerated filer	☒	Large accelerated filer	☐
Non-accelerated filer	☐	Non-accelerated filer	☒
Accelerated filer	☐	Accelerated filer	☐
Smaller reporting company	☐	Smaller reporting company	☐
Emerging growth company	☐	Emerging growth company	☐

If an emerging growth company, indicate by check mark if the registrant has elected not to use the extended transition period for complying with any new or revised financial accounting standards provided pursuant to Section 13(a) of the Exchange Act.

CMS Energy Corporation: ☐ **Consumers Energy Company:** ☐

Indicate by check mark whether the registrant has filed a report on and attestation to its management's assessment of the effectiveness of its internal control over financial reporting under Section 404(b) of the Sarbanes-Oxley Act (15 U.S.C. 7262(b)) by the registered public accounting firm that prepared or issued its audit report.

CMS Energy Corporation: ☒ **Consumers Energy Company:** ☒

If securities are registered pursuant to Section 12(b) of the Act, indicate by check mark whether the financial statements of the registrant included in the filing reflect the correction of an error to previously issued financial statements.

CMS Energy Corporation: ☐ **Consumers Energy Company:** ☐

Indicate by check mark whether any of those error corrections are restatements that required a recovery analysis of incentive-based compensation received by any of the registrant's executive officers during the relevant recovery period pursuant to §240.10D-1(b).

CMS Energy Corporation: ☐ **Consumers Energy Company:** ☐

Indicate by check mark whether the registrant is a shell company (as defined in Rule 12b-2 of the Exchange Act).

CMS Energy Corporation: Yes ☐ No ☒ **Consumers Energy Company:** Yes ☐ No ☒

The aggregate market value of CMS Energy voting and non-voting common equity held by non-affiliates was $20.644 billion for the 297,980,694 CMS Energy Corporation Common Stock shares outstanding on June 30, 2025 based on the closing sale price of $69.28 for CMS Energy Corporation Common Stock, as reported by the New York Stock Exchange on such date. There were no shares of Consumers common equity held by non-affiliates as of June 30, 2025.

There were 306,420,901 shares of CMS Energy Corporation Common Stock outstanding on January 16, 2026. On January 16, 2026, CMS Energy held all 84,108,789 outstanding shares of common stock of Consumers.

Documents incorporated by reference in Part III: CMS Energy's and Consumers' proxy statement relating to their 2026 Annual Meetings of Shareholders to be held May 8, 2026.

Table of Contents

CMS Energy Corporation
Consumers Energy Company
Annual Reports on Form 10-K to the Securities and Exchange Commission for the Year Ended December 31, 2025

Table of Contents

Glossary		2
Filing Format		13
Forward-looking Statements and Information		13
Part I		17
Item 1.	Business	17
Item 1A.	Risk Factors	39
Item 1B.	Unresolved Staff Comments	51
Item 1C.	Cybersecurity	51
Item 2.	Properties	53
Item 3.	Legal Proceedings	53
Item 4.	Mine Safety Disclosures	53
Part II		54
Item 5.	Market For Registrant's Common Equity, Related Stockholder Matters and Issuer Purchases of Equity Securities	54
Item 6.	Reserved	55
Item 7.	Management's Discussion and Analysis of Financial Condition and Results of Operations	56
Item 7A.	Quantitative and Qualitative Disclosures About Market Risk	91
Item 8.	Financial Statements and Supplementary Data	93
Item 9.	Changes in and Disagreements with Accountants on Accounting and Financial Disclosure	195
Item 9A.	Controls and Procedures	195
Item 9B.	Other Information	197
Item 9C.	Disclosure Regarding Foreign Jurisdictions that Prevent Inspections	197
Part III		198
Item 10.	Directors, Executive Officers and Corporate Governance	198
Item 11.	Executive Compensation	199
Item 12.	Security Ownership of Certain Beneficial Owners and Management and Related Stockholder Matters	199
Item 13.	Certain Relationships and Related Transactions, and Director Independence	199
Item 14.	Principal Accountant Fees and Services	200
Part IV		201
Item 15.	Exhibits and Financial Statement Schedules	201
Item 16.	Form 10-K Summary	214
Signatures		215

Glossary

Certain terms used in the text and financial statements are defined below.

2023 Energy Law
Michigan's Public Acts 229, 230, 231, 233, 234, and 235 of 2023

ABATE
Association of Businesses Advocating Tariff Equity

ABO
Accumulated benefit obligation; the liabilities of a pension plan based on service and pay to date, which differs from the PBO in that it does not reflect expected future salary increases

AFUDC
Allowance for borrowed and equity funds used during construction

AOCI
Accumulated other comprehensive income (loss)

ARO
Asset retirement obligation

ASC 715
Financial Accounting Standards Board Accounting Standards Codification Topic 715, Compensation—Retirement Benefits

ASC 740
Financial Accounting Standards Board Accounting Standards Codification Topic 740, Income Taxes

ASP
Appliance Service Plan

ASU
Financial Accounting Standards Board Accounting Standards Update

Audit Committee
The Audit Committee of the Board, which is composed entirely of independent directors.

Aviator Wind
Aviator Wind Holdings, LLC, a VIE in which Aviator Wind Equity Holdings holds a Class B membership interest

Aviator Wind Equity Holdings

Aviator Wind Equity Holdings, LLC, a VIE in which Grand River Wind, LLC, a wholly owned subsidiary of NorthStar Clean Energy, has a 51-percent interest

Bay Harbor

A residential/commercial real estate area located near Petoskey, Michigan, in which CMS Energy sold its interest in 2002

Bcf

Billion cubic feet

BG Solar Holdings

BG Solar Holdings, LLC, a VIE in which BG Solar Holdings I, LLC, a wholly owned subsidiary of Grand River Solar, LLC, a wholly owned subsidiary of NorthStar Clean Energy, holds a Class B membership interest

Board

Board of Directors of CMS Energy and Consumers

CAO

Chief Accounting Officer

CCR

Coal combustion residual

CEO

Chief Executive Officer

CERCLA

Comprehensive Environmental Response, Compensation, and Liability Act of 1980, as amended

CFO

Chief Financial Officer

CIO

Chief Information Officer

City-gate contract

An arrangement made for the point at which a local distribution company physically receives gas from a supplier or pipeline

Clean Air Act

Federal Clean Air Act of 1963, as amended

Clean Water Act
Federal Water Pollution Control Act of 1972, as amended

CMS Capital
CMS Capital, L.L.C., a wholly owned subsidiary of CMS Energy

CMS Energy
CMS Energy Corporation and its consolidated subsidiaries, unless otherwise noted; the parent of Consumers and NorthStar Clean Energy

CMS ERM
CMS Energy Resource Management Company a wholly owned subsidiary of NorthStar Clean Energy

CMS Gas Transmission
CMS Gas Transmission Company, a wholly owned subsidiary of NorthStar Clean Energy

CMS Land
CMS Land Company, a wholly owned subsidiary of CMS Capital, L.L.C., a wholly owned subsidiary of CMS Energy

Consumers
Consumers Energy Company and its consolidated subsidiaries, unless otherwise noted; a wholly owned subsidiary of CMS Energy

Consumers 2014 Securitization Funding
Consumers 2014 Securitization Funding LLC, a wholly owned consolidated bankruptcy-remote subsidiary of Consumers and special-purpose entity organized for the sole purpose of purchasing and owning securitization property, issuing securitization bonds, and pledging its interest in securitization property to a trustee to collateralize the securitization bonds

Consumers 2023 Securitization Funding
Consumers 2023 Securitization Funding LLC, a wholly owned consolidated bankruptcy-remote subsidiary of Consumers and special-purpose entity organized for the sole purpose of purchasing and owning securitization property, issuing securitization bonds, and pledging its interest in securitization property to a trustee to collateralize the securitization bonds

Covert Generating Station
A 1,200-MW natural gas-fueled generation station that was acquired by Consumers in 2023 from New Covert Generating Company, LLC, a non-affiliated company

Craven
Craven County Wood Energy Limited Partnership, a VIE in which HYDRA-CO Enterprises, Inc., a wholly owned subsidiary of NorthStar Clean Energy, has a 50-percent interest

CSAPR
Cross-State Air Pollution Rule of 2011, as amended

DB Pension Plan A
Defined benefit pension plan of CMS Energy and Consumers, including certain present and former affiliates and subsidiaries, created as of December 31, 2017 for active employees who were covered under the defined benefit pension plan that closed in 2005

DB Pension Plan B
Defined benefit pension plan of CMS Energy and Consumers, including certain present and former affiliates and subsidiaries, amended as of December 31, 2017 to include only retired and former employees who were covered under the defined benefit pension plan that closed in 2005

DB Pension Plans
Defined benefit pension plans of CMS Energy and Consumers, comprising DB Pension Plan A and DB Pension Plan B

DB SERP
Defined Benefit Supplemental Executive Retirement Plan

DCCP
Defined Company Contribution Plan

DC SERP
Defined Contribution Supplemental Executive Retirement Plan

Delta Solar Equity Holdings
Delta Solar Equity Holdings, LLC, a VIE in which Grand River Solar, LLC, a wholly owned subsidiary of NorthStar Clean Energy, has a 50-percent interest

DIG
Dearborn Industrial Generation, L.L.C., a wholly owned subsidiary of Dearborn Industrial Energy, L.L.C., a wholly owned subsidiary of NorthStar Clean Energy

Dodd-Frank Act
Dodd-Frank Wall Street Reform and Consumer Protection Act of 2010

DOE
U.S. Department of Energy

DTE Electric
DTE Electric Company, a non-affiliated company

EEI
Edison Electric Institute, an association representing all U.S. investor-owned electric companies

EGLE
Michigan Department of Environment, Great Lakes, and Energy

Electric Supply Plan
Consumers' long-term strategy for delivering safe, reliable, affordable, clean, and equitable energy to its customers; this plan is outlined in Consumers' integrated resource plan and incorporates the Renewable Energy Plan

Endangered Species Act
Federal Endangered Species Act of 1973, as amended

EnerBank
EnerBank USA, a wholly owned subsidiary of CMS Capital until October 1, 2021

Energy waste reduction
The reduction of energy consumption through energy efficiency and demand-side energy conservation, as established under Michigan law

EPA
U.S. Environmental Protection Agency

EPS
Earnings per share

ERCOT
Electric Reliability Council of Texas

ERP
Enterprise Resource Planning software

Exchange Act
Securities Exchange Act of 1934

Federal Power Act
Federal Power Act of 1920

FERC
Federal Energy Regulatory Commission

First Mortgage Bond Indenture
Indenture dated as of September 1, 1945 between Consumers and The Bank of New York Mellon, as Trustee, as amended and supplemented

FTR
Financial transmission right

GAAP
U.S. Generally Accepted Accounting Principles

GCC
Gas Customer Choice, which allows gas customers to purchase gas from alternative suppliers

GCR
Gas cost recovery

Genesee
Genesee Power Station Limited Partnership, a VIE in which HYDRA-CO Enterprises, Inc., a wholly owned subsidiary of NorthStar Clean Energy, has a 50-percent interest

Grayling
Grayling Generating Station Limited Partnership, a VIE in which HYDRA-CO Enterprises, Inc., a wholly owned subsidiary of NorthStar Clean Energy, has a 50-percent interest

GW
Gigawatt, a unit of energy equal to 1 billion watts

GWh
Gigawatt-hour, a unit of energy equal to 1 billion watt-hours

Internal Revenue Code
Internal Revenue Code of 1986, as amended

IRS
Internal Revenue Service

IT
Information technology

J.H. Campbell
J.H. Campbell Generating Complex, a three-unit coal-fueled electric generating facility comprised of Units 1 and 2, which are wholly owned by Consumers, and Unit 3, which Consumers jointly owns with the Michigan Public Power Agency, holding a 4.80-percent interest, and Wolverine Power, holding a 1.89-percent interest, each a non-affiliated company

kV
Thousand volts, a unit used to measure the difference in electrical pressure along a current

kVA
Thousand volt-amperes, a unit used to reflect the electrical power capacity rating of equipment or a system

kWh
Kilowatt-hour, a unit of energy equal to 1,000 watt-hours

Ludington
Ludington pumped-storage plant, jointly owned by Consumers and DTE Electric

MATS
Mercury and Air Toxics Standards, which limit mercury, acid gases, and other toxic pollution from coal-fueled and oil-fueled power plants

MCV Facility
A 1,647-MW natural gas-fueled, combined-cycle cogeneration facility operated by the MCV Partnership

MCV Partnership
Midland Cogeneration Venture Limited Partnership, a non-affiliated company

MCV PPA
PPA between Consumers and the MCV Partnership

METC
Michigan Electric Transmission Company, LLC, a non-affiliated company

MGP
Manufactured gas plant

Migratory Bird Treaty Act
Migratory Bird Treaty Act of 1918, as amended

MISO
Midcontinent Independent System Operator, Inc.

MISO Tariff
MISO Open Access Transmission, Energy, and Operating Reserve Markets Tariff

Mothball
To place a generating unit into a state of extended reserve shutdown in which the unit is inactive and unavailable for service for a specified period, during which the unit can be brought back into service after receiving appropriate notification and completing any necessary maintenance or other work; generation owners in MISO must request approval to mothball a unit, and MISO then evaluates the request for reliability impacts

MPSC
Michigan Public Service Commission

MRV
Market-related value of plan assets

MW
Megawatt, a unit of power equal to 1 million watts

MWh
Megawatt-hour, a unit of energy equal to 1 million watt-hours

NAAQS
National Ambient Air Quality Standards

Natural Gas Act
Natural Gas Act of 1938

NERC
North American Electric Reliability Corporation, a non-affiliated company responsible for developing and enforcing reliability standards, monitoring the bulk power system, and educating and certifying industry personnel

Newport Solar Holdings
Newport Solar Holdings III, LLC, a VIE in which Newport Solar Equity Holdings LLC, a wholly owned subsidiary of Grand River Solar, LLC, a wholly owned subsidiary of NorthStar Clean Energy, holds a Class B membership interest

NorthStar Clean Energy
NorthStar Clean Energy Company and its consolidated subsidiaries, unless otherwise noted; a wholly owned subsidiary of CMS Energy

NOx
Nitrogen oxides

NPDES
National Pollutant Discharge Elimination System, a permit system for regulating point sources of pollution under the Clean Water Act

NREPA
Part 201 of Michigan's Natural Resources and Environmental Protection Act of 1994, as amended

NWO Holdco
NWO Holdco, L.L.C., a VIE in which NWO Holdco I, LLC, a wholly owned subsidiary of NWO Wind Equity Holdings, LLC, holds a Class B membership interest

NWO Wind Equity Holdings
NWO Wind Equity Holdings, LLC, a VIE in which Grand River Wind, LLC, a wholly owned subsidiary of NorthStar Clean Energy, has a 50-percent interest

OBBBA
Federal One Big Beautiful Bill Act of 2025

OPEB
Other post-employment benefits

OPEB Plan
Postretirement health care and life insurance plans of CMS Energy and Consumers, including certain present and former affiliates and subsidiaries

OSHA
Occupational Safety and Health Administration

PBO
Projected benefit obligation

PCB
Polychlorinated biphenyl

PFAS
Per- and polyfluoroalkyl substances

PISP
Performance Incentive Stock Plan

PJM
PJM Interconnection Inc.

PPA
Power purchase agreement

PSCR
Power supply cost recovery

PURPA
Public Utility Regulatory Policies Act of 1978

RCRA
Federal Resource Conservation and Recovery Act of 1976

REC
Renewable energy credit

Reliability Roadmap
Consumers' five-year strategy to improve its electric distribution system and the reliability of the grid; this plan was filed with the MPSC in 2023, and is an update to Consumers' previous Electric Distribution Infrastructure Investment Plan filed in 2021

ROA
Retail Open Access, which allows electric generation customers to choose alternative electric suppliers pursuant to Michigan's Public Acts 141 and 142 of 2000, as amended

S&P
Standard & Poor's Financial Services LLC

SEC
U.S. Securities and Exchange Commission

Securitization
A financing method authorized by statute and approved by the MPSC which allows a utility to sell its right to receive a portion of the rate payments received from its customers for the repayment of securitization bonds issued by a special-purpose entity affiliated with such utility

SOFR
Secured overnight financing rate calculated and published by the Federal Reserve Bank of New York

TAES
Toshiba America Energy Systems Corporation, a non-affiliated company

TBJH
TBJH Inc., a non-affiliated company

TCJA
Tax Cuts and Jobs Act of 2017

Term SOFR
The rate per annum that is a forward-looking term rate based on SOFR

T.E.S. Filer City
T.E.S. Filer City Station Limited Partnership, a VIE in which HYDRA-CO Enterprises, Inc., a wholly owned subsidiary of NorthStar Clean Energy, has a 50-percent interest

Toshiba
Toshiba Corporation, a non-affiliated company

Toshiba International
Toshiba International Corporation, a non-affiliated company

USW
United Steel, Paper and Forestry, Rubber, Manufacturing, Energy, Allied Industrial and Service Workers International Union, AFL-CIO-CLC

UWUA
Utility Workers Union of America, AFL-CIO

VEBA trust
Voluntary employees' beneficiary association trusts accounts established specifically to set aside employer-contributed assets to pay for future expenses of the OPEB Plan

VIE
Variable interest entity

Wolverine Power
Wolverine Power Supply Cooperative, Inc., a non-affiliated company

Filing Format

This combined Form 10-K is separately filed by CMS Energy and Consumers. Information in this combined Form 10-K relating to each individual registrant is filed by such registrant on its own behalf. Consumers makes no representation regarding information relating to any other companies affiliated with CMS Energy other than its own subsidiaries.

CMS Energy is the parent holding company of several subsidiaries, including Consumers and NorthStar Clean Energy. None of CMS Energy, NorthStar Clean Energy, nor any of CMS Energy's other subsidiaries (other than Consumers) has any obligation in respect of Consumers' debt securities or preferred stock and holders of such securities should not consider the financial resources or results of operations of CMS Energy, NorthStar Clean Energy, nor any of CMS Energy's other subsidiaries (other than Consumers and its own subsidiaries (in relevant circumstances)) in making a decision with respect to Consumers' debt securities or preferred stock. Similarly, neither Consumers nor any other subsidiary of CMS Energy has any obligation in respect of securities of CMS Energy.

Forward-looking Statements and Information

This Form 10-K and other CMS Energy and Consumers disclosures may contain forward-looking statements as defined by the Private Securities Litigation Reform Act of 1995. The use of "anticipates," "assumes," "believes," "could," "estimates," "expects," "forecasts," "goals," "guidance," "intends," "may," "might," "objectives," "plans," "possible," "potential," "predicts," "projects," "seeks," "should," "targets," "will," and other similar words is intended to identify forward-looking statements that involve risk and uncertainty. This discussion of potential risks and uncertainties is designed to highlight important factors that may impact CMS Energy's and Consumers' businesses and financial outlook. CMS Energy and Consumers have no obligation to update or revise forward-looking statements regardless of whether new information, future events, or any other factors affect the information contained in the statements. These forward-looking statements are subject to various factors that could cause CMS Energy's and Consumers' actual results to differ materially from the results anticipated in these statements. These factors include, but are not limited to, the following, all of which are potentially significant:

- the impact and effect of recent events, such as worsening trade relations, geopolitical tensions, war, acts of terrorism, and the responses to these events, and related economic disruptions including, but not limited to, inflation, energy price volatility, tariffs, and supply chain disruptions
- the impact of new or modified regulation by the MPSC, FERC, and other applicable governmental proceedings and regulations, including any associated impact on electric or gas rates or rate structures
- potentially adverse regulatory treatment, effects of a failure to receive timely regulatory orders that are or could come before the MPSC, FERC, or other governmental authorities, or effects of a government shutdown
- changes in the performance of or regulations applicable to MISO, METC, pipelines, railroads, vessels, or other service providers that CMS Energy, Consumers, or any of their affiliates rely on to serve their customers
- federal or executive actions, the adoption of or challenges to federal or state laws or regulations or changes in applicable laws, rules, regulations, principles, or practices, or in their interpretation, such as those related to energy policy, ROA, the Public Utility Regulatory Policies Act of 1978, infrastructure integrity or security, cybersecurity, gas pipeline safety, gas pipeline capacity, energy waste reduction, the financial compensation mechanism, the environment, regulation or

deregulation, reliability, health care reforms, taxes, tax credits, accounting matters, tariffs, climate change, air emissions, renewable energy, the Dodd-Frank Act, and other business issues that could have an impact on CMS Energy's, Consumers', or any of their affiliates' businesses or financial results

- factors affecting, disrupting, interrupting, or otherwise impacting CMS Energy's or Consumers' facilities, utility infrastructure, operations, or backup systems, such as costs and availability of personnel, equipment, and materials; weather and climate, including catastrophic weather-related damage and extreme temperatures; natural disasters; fires; smoke; scheduled or unscheduled equipment outages; maintenance or repairs; contractor performance; environmental incidents; failures of equipment or materials; electric transmission and distribution or gas pipeline system constraints; interconnection requirements; political and social unrest; general strikes; the government and/or paramilitary response to political or social events; changes in trade policies, regulations, or tariffs; accidents; explosions; physical disasters; global pandemics; cyber incidents; physical or cyber attacks; vandalism; war or terrorism; and the ability to obtain or maintain insurance coverage for these events
- the ability of CMS Energy and Consumers to execute cost-reduction strategies and/or convert economic development opportunities
- potentially adverse regulatory or legal interpretations or decisions regarding environmental matters, or delayed regulatory treatment or permitting decisions that are or could come before agencies such as EGLE, the EPA, FERC, and/or the U.S. Army Corps of Engineers, and potential environmental remediation costs associated with these interpretations or decisions, including those that may affect Consumers' coal ash management or routine maintenance, repair, and replacement classification under New Source Review, a construction-permitting program under the Clean Air Act
- changes in energy markets, including availability, price, and seasonality of electric capacity and energy and the timing and extent of changes in commodity prices and availability and deliverability of coal, natural gas, natural gas liquids, electricity, oil, gasoline, diesel fuel, and certain related products
- the price of CMS Energy common stock, the credit ratings of CMS Energy and Consumers, capital and financial market conditions, and the effect of these market conditions on CMS Energy's and Consumers' interest costs and access to the capital markets, including availability of financing to CMS Energy, Consumers, or any of their affiliates
- the ability of CMS Energy and Consumers to execute their financing strategies
- the investment performance of the assets of CMS Energy's and Consumers' pension and benefit plans, the discount rates, mortality assumptions, and future medical costs used in calculating the plans' obligations, and the resulting impact on future funding requirements
- the impact of the economy, particularly in Michigan, and potential future volatility in the financial and credit markets on CMS Energy's, Consumers', or any of their affiliates' revenues, ability to collect accounts receivable from customers, or cost and availability of capital
- changes in the economic and financial viability of CMS Energy's and Consumers' suppliers, customers, and other counterparties and the continued ability of these third parties, including those in bankruptcy, to meet their obligations to CMS Energy and Consumers

- population changes in the geographic areas where CMS Energy and Consumers conduct business
- national, regional, and local economic, competitive, and regulatory policies, conditions, and developments
- loss of customer demand for electric generation supply to alternative electric suppliers, the creation of municipal utilities, increased use of self-generation including distributed generation, energy waste reduction, or energy storage
- loss of customer demand for natural gas due to alternative technologies or fuels or electrification
- the ability of Consumers to meet increased renewable energy demand due to customers seeking to meet their own sustainability goals in a timely and cost-efficient manner
- the reputational or other impact on CMS Energy and Consumers of the failure to meet the renewable or clean energy standards required by the 2023 Energy Law or to achieve or make timely progress on their greenhouse gas reduction goals related to reducing their impact on climate change
- adverse consequences of employee, director, or third-party fraud or non-compliance with codes of conduct or with laws or regulations
- federal regulation of electric sales, including periodic re-examination by federal regulators of CMS Energy's and Consumers' market-based sales authorizations
- any event, change, development, occurrence, or circumstance that could impact the implementation of the Electric Supply Plan, including any action by a regulatory authority or other third party to prohibit, delay, or impair the implementation of the Electric Supply Plan
- the ability to meet increases in electric demand associated with data centers, or alternatively, the risk that anticipated demand growth from data center expansion may not materialize as expected
- changes associated with artificial intelligence technologies and related sectors, including the risk that a significant decline in investor confidence could lead to broader economic disruption, reductions in customer demand, tightening of capital markets, higher financing costs, or other downstream impacts
- the availability, cost, coverage, and terms of insurance, the stability of insurance providers, and the ability of Consumers to recover the costs of any insurance from customers
- the effectiveness of CMS Energy's and Consumers' risk management policies, procedures, and strategies, including strategies to hedge risk related to interest rates and future prices of electricity, natural gas, and other energy-related commodities
- factors affecting development of electric generation projects, gas transmission, and gas and electric distribution infrastructure replacement, conversion, and expansion projects, including factors related to project site identification, construction material availability, quality, and pricing, tariffs, embargoes on equipment, supply chain disruptions, schedule delays, interconnection delays, availability of qualified construction personnel, permitting, acquisition of property rights, community opposition, environmental regulations, performance of contractors and counterparties, and government actions
- changes or disruption in fuel supply, including but not limited to supplier bankruptcy and delivery disruptions

- potential costs, lost revenues, reputational harm, or other consequences resulting from misappropriation of assets or sensitive information, corruption of data, or operational disruption in connection with a cyberattack or other cyber incident
- potential disruption to, interruption or failure of, or other impacts on IT backup or disaster recovery systems
- technological developments in energy production, storage, delivery, usage, and metering
- the ability to implement and integrate technology successfully, including artificial intelligence
- the impact of CMS Energy's and Consumers' integrated business software system and its effects on their operations, including utility customer billing and collections
- adverse consequences resulting from any past, present, or future assertion of indemnity or warranty claims associated with assets and businesses previously owned by CMS Energy or Consumers, including claims resulting from attempts by foreign or domestic governments to assess taxes on or to impose environmental liability associated with past operations or transactions
- the outcome, cost, and other effects of any legal or administrative claims, proceedings, investigations, or settlements
- the reputational impact on CMS Energy and Consumers of operational incidents, violations of corporate policies, regulatory violations, inappropriate use of social media, and other events
- restrictions imposed by various financing arrangements and regulatory requirements on the ability of Consumers and other subsidiaries of CMS Energy to transfer funds to CMS Energy in the form of cash dividends, loans, or advances
- earnings volatility resulting from the application of fair value accounting to certain energy commodity contracts or interest rate contracts
- changes in financial or regulatory accounting principles or policies or interpretation of principles or policies
- other matters that may be disclosed from time to time in CMS Energy's and Consumers' SEC filings, or in other public documents

All forward-looking statements should be considered in the context of the risk and other factors described above and as detailed from time to time in CMS Energy's and Consumers' SEC filings. For additional details regarding these and other uncertainties, see Item 1A. Risk Factors; Item 7. Management's Discussion and Analysis of Financial Condition and Results of Operations—Outlook; and Item 8. Financial Statements and Supplementary Data—Notes to the Consolidated Financial Statements—Note 3, Regulatory Matters and Note 4, Contingencies and Commitments.

Part I

Item 1. Business

General

CMS Energy

CMS Energy was formed as a corporation in Michigan in 1987 and is an energy company operating primarily in Michigan. It is the parent holding company of several subsidiaries, including Consumers, an electric and gas utility, and NorthStar Clean Energy, primarily a domestic independent power producer and marketer. Consumers' customer base consists of a mix of primarily residential, commercial, and diversified industrial customers. NorthStar Clean Energy, through its subsidiaries and equity investments, is engaged in domestic independent power production, including the development and operation of renewable generation, and the marketing of independent power production.

CMS Energy manages its businesses by the nature of services each provides, and operates principally in three business segments: electric utility; gas utility; and NorthStar Clean Energy, its non-utility operations and investments. Consumers' consolidated operations account for the substantial majority of CMS Energy's total assets, income, and operating revenue. CMS Energy's consolidated operating revenue was $8.5 billion in 2025, and $7.5 billion in 2024 and 2023.

For further information about operating revenue, income, and assets and liabilities attributable to all of CMS Energy's business segments and operations, see Item 8. Financial Statements and Supplementary Data—CMS Energy Consolidated Financial Statements and Notes to the Consolidated Financial Statements.

Consumers

Consumers has served Michigan customers since 1886. Consumers was incorporated in Maine in 1910 and became a Michigan corporation in 1968. Consumers owns and operates electric generation and distribution facilities and gas transmission, storage, and distribution facilities. It provides electricity and/or natural gas to 6.8 million of Michigan's 10 million residents. Consumers' rates and certain other aspects of its business are subject to the jurisdiction of the MPSC and FERC, as well as to NERC reliability standards, as described in CMS Energy and Consumers Regulation.

Consumers' consolidated operating revenue was $8.1 billion in 2025, and $7.2 billion in 2024 and 2023. For further information about operating revenue, income, and assets and liabilities attributable to Consumers' electric and gas utility operations, see Item 8. Financial Statements and Supplementary Data—Consumers Consolidated Financial Statements and Notes to the Consolidated Financial Statements.

Consumers owns its principal properties in fee, except that most electric lines, gas mains, and renewable generation projects are located below or adjacent to public roads or on land owned by others and are accessed by Consumers through easements, leases, and other rights. Almost all of Consumers' properties are subject to the lien of its First Mortgage Bond Indenture. For additional information on Consumers' properties, see Business Segments—Consumers Electric Utility—Electric Utility Properties and Consumers Gas Utility—Gas Utility Properties.

In 2025, Consumers served 1.9 million electric customers and 1.8 million gas customers in Michigan's Lower Peninsula. Presented in the following map are Consumers' service territories:

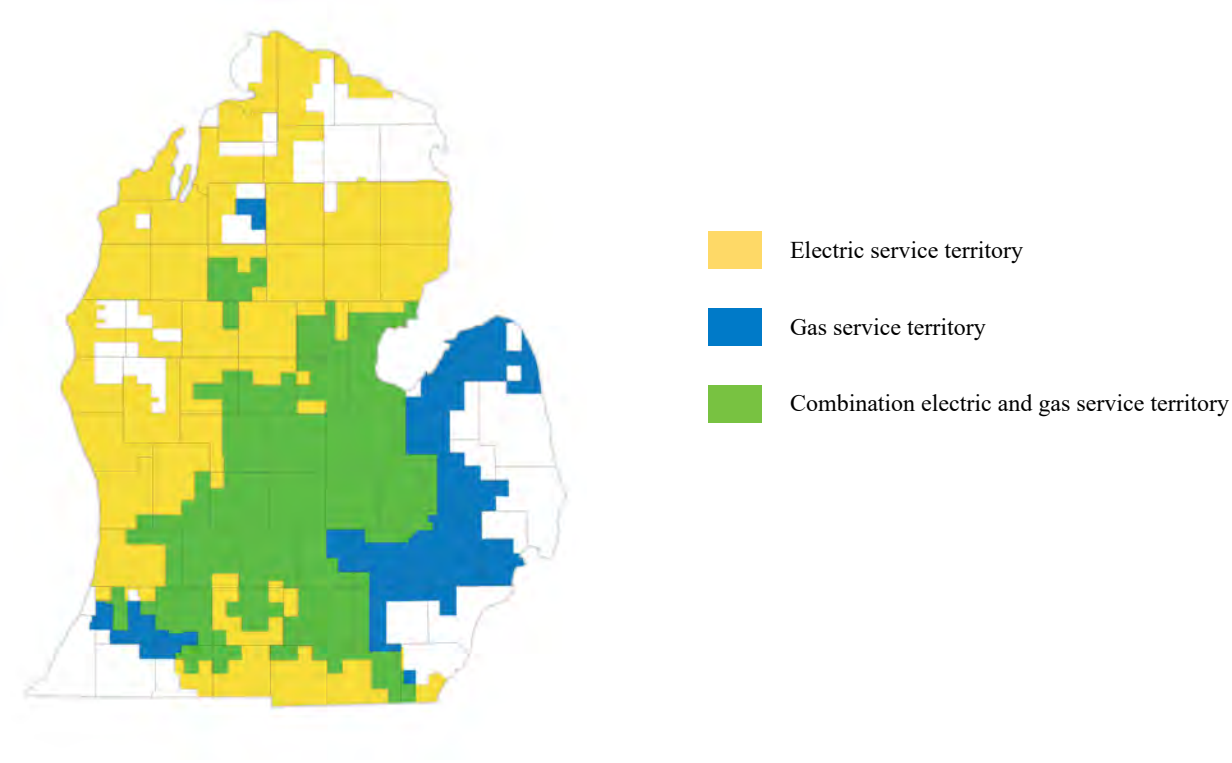

CMS Energy and Consumers—The Triple Bottom Line

For information regarding CMS Energy's and Consumers' purpose and impact on the "triple bottom line" of people, planet, and prosperity, see Item 7. Management's Discussion and Analysis of Financial Condition and Results of Operations—Executive Overview.

Business Segments

Consumers Electric Utility

Electric Utility Operations: Consumers' electric utility operations, which include the generation, purchase, distribution, and sale of electricity, generated operating revenue of $5.6 billion in 2025, $5.1 billion in 2024, and $4.7 billion in 2023. Consumers' electric utility customer base consists of a mix of primarily residential, commercial, and diversified industrial customers in Michigan's Lower Peninsula.

Presented in the following illustration is Consumers' 2025 electric utility operating revenue of $5.6 billion by customer class:

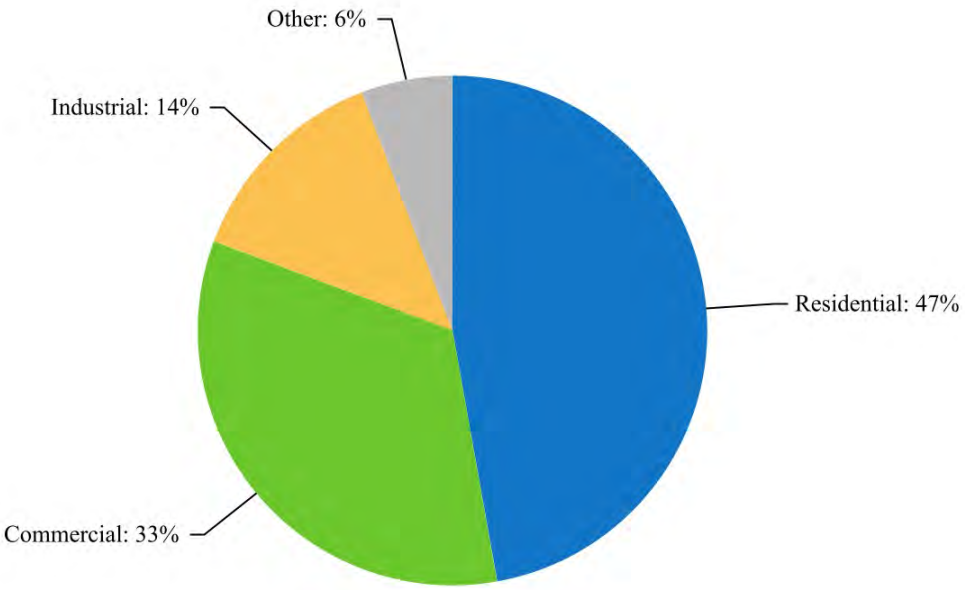

Consumers' electric utility operations are not dependent on a single customer, or even a few customers, and the loss of any one or even a few of Consumers' largest customers is not reasonably likely to have a material adverse effect on Consumers' financial condition.

In 2025, Consumers' electric deliveries were 37 billion kWh, which included ROA deliveries of 3 billion kWh, resulting in net bundled sales of 34 billion kWh. In 2024, Consumers' electric deliveries were 37 billion kWh, which included ROA deliveries of 4 billion kWh, resulting in net bundled sales of 33 billion kWh.

Consumers' electric utility operations are seasonal. The consumption of electric energy typically increases in the summer months, due primarily to the use of air conditioners and other cooling equipment.

Presented in the following illustration are Consumers' monthly weather-normalized electric deliveries (deliveries adjusted to reflect normal weather conditions) to its customers, including ROA deliveries, during 2025 and 2024:

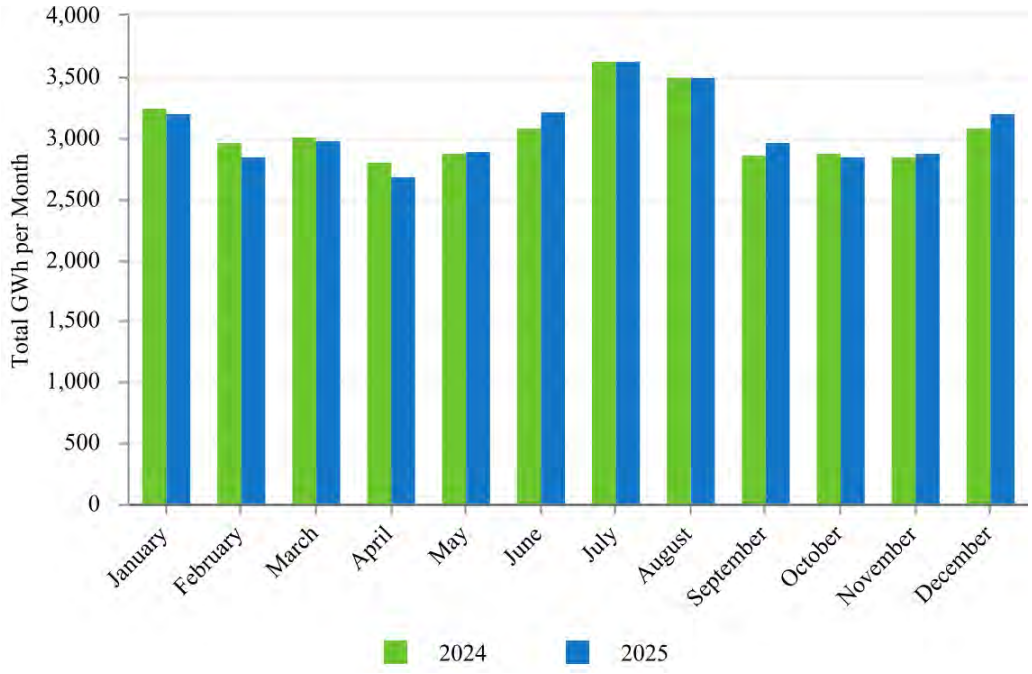

Consumers' 2025 summer peak demand was 8,500 MW, which included ROA demand of 552 MW. For the 2024-2025 winter season, Consumers' peak demand was 5,755 MW, which included ROA demand of 449 MW. As required by MISO reserve margin requirements, Consumers owns or controls, through long-term PPAs, short-term capacity purchases, and auction capacity purchases, all of the capacity required to supply its projected firm peak load and necessary reserve margin for summer 2026.

Electric Utility Properties: Consumers owns and operates electric generation and distribution facilities. For details about Consumers' electric generation facilities, see the Electric Utility Generation and Supply Mix section that follows this Electric Utility Properties section. Consumers' distribution system consists of:

- 263 miles of high-voltage distribution overhead lines operating at 138 kV
- 4 miles of high-voltage distribution underground lines operating at 138 kV
- 4,619 miles of high-voltage distribution overhead lines operating at 46 kV and 69 kV
- 18 miles of high-voltage distribution underground lines operating at 46 kV
- 82,854 miles of electric distribution overhead lines
- 10,027 miles of underground distribution lines
- 1,102 substations with an aggregate transformer capacity of 29 million kVA

Consumers is interconnected to the interstate high-voltage electric transmission system owned by METC and operated by MISO. Consumers is also interconnected to neighboring utilities and to other transmission systems.

Electric Utility Generation and Supply Mix: Consumers' Electric Supply Plan, its long-term strategy for delivering safe, reliable, affordable, clean, and equitable energy to its customers, is outlined in its integrated resource plan and incorporates Consumers' Renewable Energy Plan. The Electric Supply Plan

is Consumers' blueprint for compliance with Michigan's 2023 Energy Law and for advancing sustainability objectives.

To meet these objectives, Consumers is executing a multi-faceted strategy. This strategy involves taking steps to end the use of coal, including the retirement of the D.E. Karn coal-fueled generating units, totaling 515 MW of nameplate capacity, in 2023 and obtaining MPSC approval to retire J.H. Campbell, totaling 1,407 MW of nameplate capacity. The retirement of J.H. Campbell is subject to temporary extensions under emergency orders issued by the U.S. Secretary of Energy. For a more detailed discussion of the emergency orders, see Item 7. Management's Discussion and Analysis of Financial Condition and Results of Operations—Outlook—Consumers Electric Utility Outlook and Uncertainties—J.H. Campbell Emergency Orders and Item 8. Financial Statements and Supplementary Data—Notes to the Consolidated Financial Statements—Note 3, Regulatory Matters.

To continue providing controllable sources of electricity to customers, Consumers purchased the Covert Generating Station, representing 1,200 MW of nameplate capacity, in 2023 and has solicited additional capacity from controllable sources of electricity to customers.

Consumers' updates to its Renewable Energy Plan include up to 9,000 MW of both purchased and owned solar energy resources and up to 4,000 MW of wind energy resources. Coupled with updates to its integrated resource plan, these actions position Consumers to achieve 60-percent renewable energy by 2035 and 100-percent clean energy by 2040. For further information on Consumers' progress towards reducing carbon emissions and towards meeting the requirements of the 2023 Energy Law, see Item 7. Management's Discussion and Analysis of Financial Condition and Results of Operations—Executive Overview and Outlook—Consumers Electric Utility Outlook and Uncertainties.

Presented in the following table are details about Consumers' 2025 electric generation and supply mix:

Name and Location (Michigan)	Number of Units and Year Entered Service	2025 Generation Capacity [1] (MW)	2025 Electric Supply (GWh)
Coal steam generation			
J.H. Campbell 1 & 2 – West Olive[2]	2 Units, 1962-1967	—	2,568
J.H. Campbell 3 – West Olive[2,3]	1 Unit, 1980	—	4,752
		—	7,320
Oil/Gas steam generation			
D.E. Karn 3 & 4 – Essexville	2 Units, 1975-1977	1,189	106
Hydroelectric			
Ludington – Ludington	6 Units, 1973	1,119 [4]	(360) [5]
Conventional hydro generation[6]	35 Units, 1906-1949	75	344
		1,194	(16)
Gas combined cycle			
Covert Generating Station – Covert	3 Units, 2004	1,090	7,357
Jackson – Jackson	1 Unit, 2002	531	1,979
Zeeland – Zeeland	3 Units, 2002	534	3,952
		2,155	13,288
Gas combustion turbines			
Zeeland (simple cycle) – Zeeland	2 Units, 2001	314	1,373
Wind generation			
Crescent Wind Farm – Hillsdale County	2021	150	362
Cross Winds® Energy Park – Tuscola County	2014-2019	231	728
Gratiot Farms Wind Project – Gratiot County	2020	150	345
Heartland Farms Wind Project – Gratiot County	2023	200	470
Lake Winds® Energy Park – Mason County	2012	101	251
		832	2,156
Solar generation			
Solar Gardens – Allendale, Cadillac, Kalamazoo, and Grand Rapids	2016-2021	5	7
Muskegon Solar Energy Center	2025	250	2
		255	9
Battery storage capacity			
Batteries – Grand Rapids, Cadillac, Kalamazoo, and Standish	4 Units, 2021-2022	1	—
Total owned generation		5,940	24,236
Purchased power[7]			
Coal generation – T.E.S. Filer City		63	352
Gas generation – MCV Facility[8]		1,240	7,206
Other gas generation		254	1,233
Wind generation		384	1,026
Solar generation		1,017	1,355
Battery storage		100	(8) [9]
Other renewable generation		192	1,005
		3,250	12,169
Net interchange power[10]		—	(502)
Total purchased and interchange power		3,250	11,667
Total supply		9,190	35,903
Less distribution and transmission loss			2,094
Total net bundled sales			33,809

[1] With the exception of wind and solar generation, the amount represents generation capacity during the summer months (planning year 2025 capacity as reported to MISO and limited by interconnection service limits). For wind and solar generation, the amount represents installed capacity.

[2] Consumers planned to retire these generating units in May 2025. However, the retirement of J.H. Campbell is subject to temporary extensions under emergency orders issued by the U.S. Secretary of Energy. Under those emergency orders, Consumers has continued to operate these units for the benefit of MISO's North and Central regions. Of the 7,320 GWh generated by these units during 2025, Consumers supplied 3,608 GWh of electricity to MISO in order to comply with the emergency orders. For a more detailed discussion of the emergency orders, see Item 7. Management's Discussion and Analysis of Financial Condition and Results of Operations—Outlook—Consumers Electric Utility Outlook and Uncertainties—J.H. Campbell Emergency Orders and Item 8. Financial Statements and Supplementary Data—Notes to the Consolidated Financial Statements—Note 3, Regulatory Matters.

[3] Represents Consumers' share of the electric supply of the J.H. Campbell 3 unit, net of the 6.69-percent ownership interest of the Michigan Public Power Agency and Wolverine Power, each a non-affiliated company.

[4] Represents Consumers' 51-percent share of the capacity of Ludington. DTE Electric holds the remaining 49-percent ownership interest.

[5] Represents Consumers' share of net pumped-storage generation. The pumped-storage facility consumes electricity to pump water during off-peak hours for storage in order to generate electricity later during peak-demand hours.

[6] In 2025, Consumers entered an agreement to sell the 13 hydroelectric dams that comprise the 35 generating units. For a more detailed discussion of this transaction, see Item 8. Financial Statements and Supplementary Data—Notes to the Consolidated Financial Statements—Note 20, Exit Activities and Asset Sales.

[7] Represents purchases under long-term PPAs, including capacity purchases.

[8] For information about Consumers' long-term PPA related to the MCV Facility, see Item 8. Financial Statements and Supplementary Data—Notes to the Consolidated Financial Statements—Note 4, Contingencies and Commitments—Contractual Commitments.

[9] Reflects net delivered energy from storage operations, after accounting for charging losses.

[10] Represents the net amount of generation offered to and purchased from the MISO energy market.

Presented in the following table are the sources of Consumers' electric supply for the last three years:

GWh

Years Ended December 31	2025	2024	2023
Owned generation			
Gas	14,661	14,856	11,221
Coal	7,320	7,932	6,884
Renewable energy	2,509	2,521	1,993
Oil	106	96	2
Net pumped storage[1]	(360)	(458)	(349)
Total owned generation	24,236	24,947	19,751
Purchased power[2]			
Gas generation	8,439	9,662	7,244
Renewable energy generation	3,386	3,138	2,585
Battery storage[3]	(8)	—	—
Coal generation	352	230	318
Net interchange power[4]	(502)	(2,715)	4,532
Total purchased and interchange power	11,667	10,315	14,679
Total supply	35,903	35,262	34,430

1 Represents Consumers' share of net pumped-storage generation. During 2025, the pumped-storage facility consumed 1,351 GWh of electricity to pump water during off-peak hours for storage in order to generate 991 GWh of electricity later during peak-demand hours.

2 Represents purchases under long-term PPAs, including capacity purchases.

3 Reflects net delivered energy from storage operations, after accounting for charging losses.

4 Represents the net amount of generation offered to and purchased from the MISO energy market.

During 2025, 41 percent of Consumers' electric supply was generated by its natural gas-fueled generating units, which burned 105 Bcf of natural gas and produced a combined total of 14,661 GWh of electricity.

In order to obtain the gas it needs for electric generation fuel, Consumers' electric utility purchases gas from the market near the time of consumption, at prices that allow it to compete in the electric wholesale market. For the Covert Generating Station and Jackson and Zeeland plants, Consumers utilizes an agent that owns firm transportation rights to each plant to purchase gas from the market and transport the gas to the facilities. For units 3 & 4 of D.E. Karn, Consumers holds gas transportation contracts to transport to the plant gas that Consumers or an agent purchase from the market.

During 2025, Consumers acquired 32 percent of its electric supply through long-term PPAs and the MISO energy market. Consumers offers its generation into the MISO energy market on a day-ahead and real-time basis and bids for power in the market to serve the demand of its customers. Consumers supplements its generation capability with purchases from the MISO energy market.

At December 31, 2025, Consumers had future commitments to purchase capacity and energy under long-term PPAs with various generating plants. These contracts require monthly capacity payments based on the plants' availability or deliverability. The payments for 2026 through 2060 are estimated to total $17.0 billion and, for each of the next five years, range from $0.9 billion to $1.0 billion annually. These amounts may vary depending on plant availability and fuel costs. For further information about

Consumers' future capacity and energy purchase obligations, see Item 7. Management's Discussion and Analysis of Financial Condition and Results of Operations—Capital Resources and Liquidity—Other Material Cash Requirements and Item 8. Financial Statements and Supplementary Data—Notes to the Consolidated Financial Statements—Note 4, Contingencies and Commitments—Contractual Commitments.

During 2025, 20 percent of Consumers' electric supply was generated by its coal-fueled generating units, which burned 4 million tons of coal and produced a combined total of 7,320 GWh of electricity. Consumers planned to exit coal generation in 2025 but the retirement of J.H. Campbell is subject to temporary extensions under emergency orders issued by the U.S. Secretary of Energy. Of the 7,320 GWh generated by these units during 2025, Consumers supplied 3,608 GWh of electricity to MISO in order to comply with the emergency orders. For a more detailed discussion of the emergency orders, see Item 7. Management's Discussion and Analysis of Financial Condition and Results of Operations—Outlook—Consumers Electric Utility Outlook and Uncertainties—J.H. Campbell Emergency Orders and Item 8. Financial Statements and Supplementary Data—Notes to the Consolidated Financial Statements—Note 3, Regulatory Matters.

In order to obtain the coal it needs, Consumers has historically entered into physical coal supply contracts, leased a fleet of railcars, and secured transportation contracts with various companies to provide rail services for delivery of purchased coal to Consumers' generating facilities. Following the emergency orders, Consumers was able to utilize relationships with existing suppliers in order to procure additional supply and maintain railcar leases and transportation contracts past the planned shutdown date of May 2025. At December 31, 2025, Consumers had future commitments to purchase and deliver coal for the remainder of the then-current emergency order, with options to extend these agreements if needed.

Electric Utility Competition: Consumers' electric utility business is subject to actual and potential competition from many sources, in both the wholesale and retail markets, as well as in electric generation, electric delivery, and retail services.

Michigan law allows electric customers in Consumers' service territory to buy electric generation service from alternative electric suppliers in an aggregate amount capped at 10 percent of Consumers' sales, with certain exceptions. At December 31, 2025, electric deliveries under the ROA program were at the 10-percent limit. Fewer than 300 of Consumers' electric customers purchased electric generation service under the ROA program. For additional information, see Item 7. Management's Discussion and Analysis of Financial Condition and Results of Operations—Outlook—Consumers Electric Utility Outlook and Uncertainties.

Consumers also faces competition or potential competition associated with data center expansion and industrial customer relocation outside of Consumers' service territory for economic reasons; municipalities owning or operating competing electric delivery systems; and customer self-generation. Consumers addresses this competition in various ways, including:

- aggressively controlling operating, maintenance, power supply, and fuel costs and passing savings on to customers
- providing renewable energy options and energy waste reduction programs
- providing competitive rate-design options, particularly for large energy-intensive customers
- offering tariff-based incentives that support economic development
- monitoring activity in adjacent geographical areas

Consumers Gas Utility

Gas Utility Operations: Consumers' gas utility operations, which include the purchase, transmission, storage, distribution, and sale of natural gas, generated operating revenue of $2.5 billion in 2025, $2.1 billion in 2024, and $2.4 billion in 2023. Consumers' gas utility customer base consists of a mix of primarily residential, commercial, and diversified industrial customers in Michigan's Lower Peninsula.

Presented in the following illustration is Consumers' 2025 gas utility operating revenue of $2.5 billion by customer class:

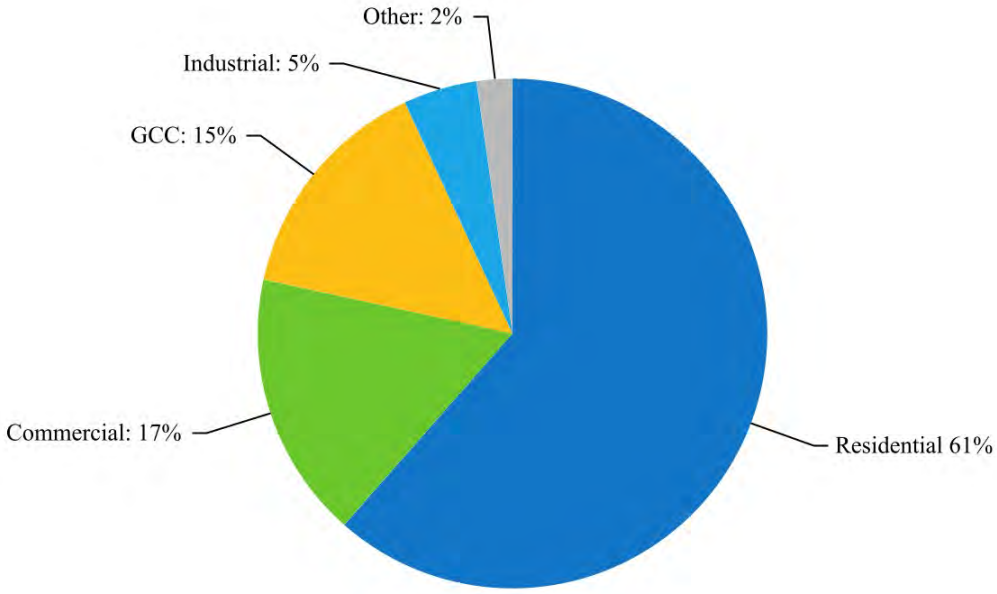

Consumers' gas utility operations are not dependent on a single customer, or even a few customers, and the loss of any one or even a few of Consumers' largest customers is not reasonably likely to have a material adverse effect on Consumers' financial condition.

In 2025, deliveries of natural gas through Consumers' pipeline and distribution network, including off-system transportation deliveries, totaled 396 Bcf, which included GCC deliveries of 31 Bcf. In 2024, deliveries of natural gas through Consumers' pipeline and distribution network, including off-system transportation deliveries, totaled 362 Bcf, which included GCC deliveries of 27 Bcf. Consumers' gas utility operations are seasonal. The consumption of natural gas increases in the winter, due primarily to colder temperatures and the resulting use of natural gas as heating fuel. Consumers injects natural gas into storage during the summer months for use during the winter months. During 2025, 46 percent of the natural gas supplied to all customers during the winter months was supplied from storage.

Presented in the following illustration are Consumers' monthly weather-normalized natural gas deliveries (deliveries adjusted to reflect normal weather conditions) to its customers, including GCC deliveries, during 2025 and 2024:

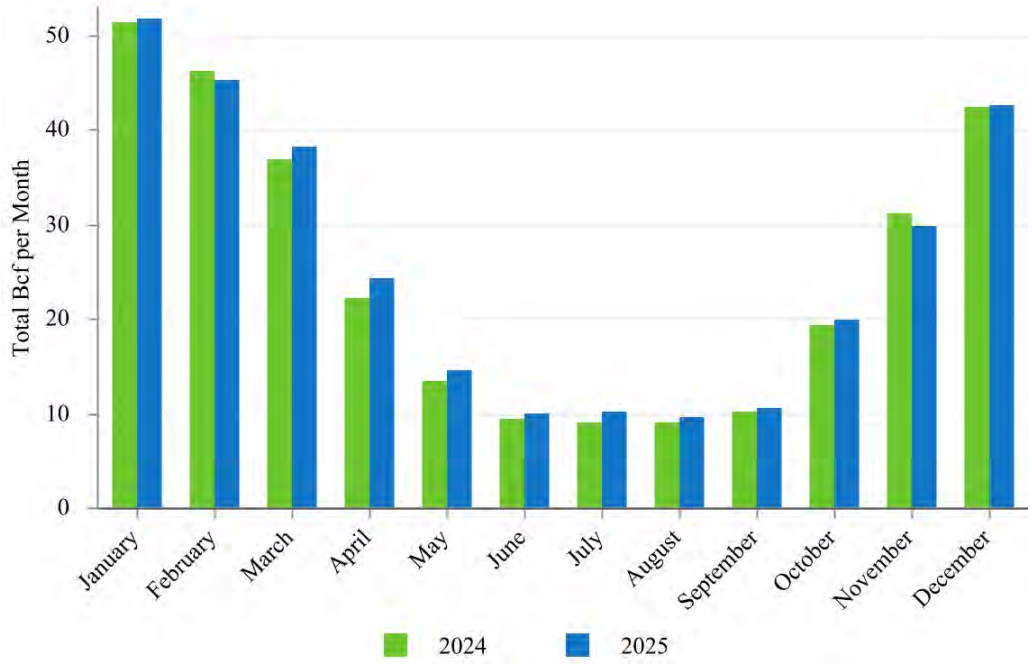

Gas Utility Properties: Consumers' gas transmission, storage, and distribution system consists of:

- 2,337 miles of transmission lines
- 14 gas storage fields with a total storage capacity of 300 Bcf and a working gas volume of 153 Bcf
- 28,433 miles of distribution mains
- 8 compressor stations with a total of 147,393 installed and available horsepower

Under its Methane Reduction Plan, Consumers has set a goal of net-zero methane emissions from its natural gas delivery system by 2030. Consumers plans to reduce methane emissions from its system by about 80 percent from 2012 baseline levels by accelerating the replacement of aging pipe, rehabilitating or retiring outdated infrastructure, and adopting new technologies and practices. The remaining emissions will likely be offset through clean fuel alternatives or nature-based carbon removal pathways.

Consumers has also set a goal to reduce customer greenhouse gas emissions by 25 percent by 2035. Consumers' Natural Gas Delivery Plan, a rolling ten-year investment plan to deliver safe, reliable, clean, and affordable natural gas to customers, outlines ways in which Consumers can make early progress toward these goals in a cost-effective manner, including energy waste reduction, carbon offsets, and renewable natural gas supply.

Consumers has already initiated work in these key areas by continuing to expand its energy waste reduction targets and by offering gas customers the ability to offset their carbon footprint associated with natural gas use by purchasing renewable natural gas and/or carbon credits associated with Michigan forest preservation. Consumers has renewable natural gas facilities under construction scheduled for commercial operation in 2026 and is monitoring regulatory developments and market conditions closely as part of its ongoing evaluation of the projects. For further information on Consumers' progress towards its net-zero

methane emissions goal, see Item 7. Management's Discussion and Analysis of Financial Condition and Results of Operations—Executive Overview.

Gas Utility Supply: In 2025, Consumers purchased 86 percent of the gas it delivered to its full-service sales customers. The remaining 14 percent was purchased from authorized GCC suppliers and delivered by Consumers to customers in the GCC program. Presented in the following illustration are the supply arrangements for the gas Consumers delivered to GCC and GCR customers during 2025:

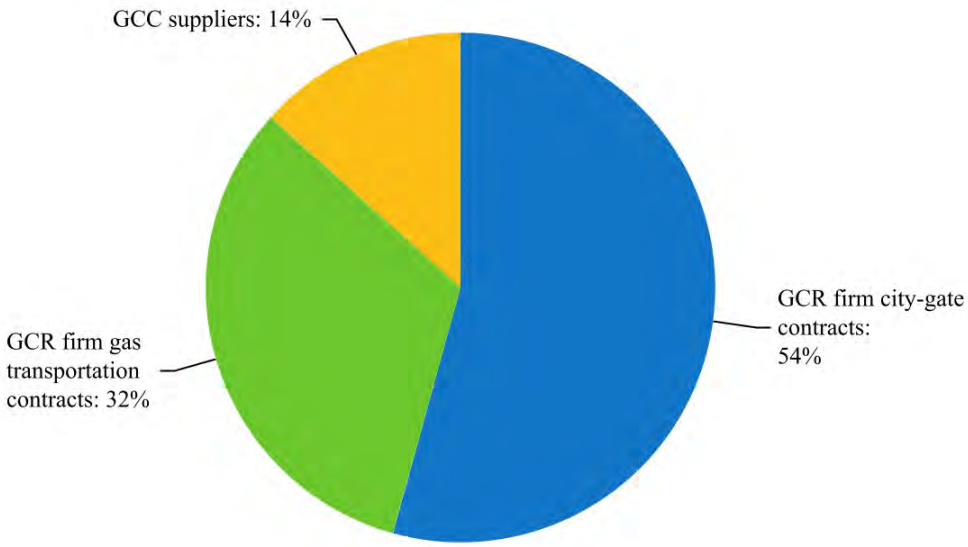

Firm city-gate and firm gas transportation contracts are those that define a fixed amount, price, and delivery time frame. Consumers' firm gas transportation contracts are with Panhandle Eastern Pipe Line Company and Trunkline Gas Company, LLC, each a non-affiliated company. Under these contracts, Consumers purchases and transports gas to Michigan for ultimate delivery to its customers. Consumers' firm gas transportation contracts expire on various dates through 2028 with planned contract volumes providing 34 percent of Consumers' total forecasted gas supply requirements for 2026. Consumers purchases the balance of its required gas supply under firm city-gate contracts and through authorized suppliers under the GCC program.

Gas Utility Competition: Competition exists in various aspects of Consumers' gas utility business. Competition comes from GCC and transportation programs; system bypass by new and existing customers; and from alternative fuels and energy sources, such as propane, oil, and electricity.

NorthStar Clean Energy—Non-utility Operations and Investments

NorthStar Clean Energy, through various subsidiaries and certain equity investments, is engaged in domestic independent power production, including the development and operation of renewable generation, and the marketing of independent power production. NorthStar Clean Energy's operating revenue was $408 million in 2025, $316 million in 2024, and $297 million in 2023.

Independent Power Production: Presented in the following table is information about the independent power plants in which CMS Energy had an ownership interest at December 31, 2025:

Location	Ownership Interest (%)	Primary Fuel Type	Gross Capacity [1] (MW)	2025 Net Generation (GWh)
Dearborn, Michigan	100	Natural gas	770	3,965
Jackson County, Arkansas	100	Solar	180	356
Gaylord, Michigan	100	Natural gas	134	22
Comstock, Michigan	100	Natural gas	76	136
Genesee County, Michigan[2]	100	Solar	42	1
Alpena, Michigan[3]	100	Solar	21	27
Saginaw, Michigan[3]	100	Solar	8	10
Paulding County, Ohio	100	Solar and Storage	3	—
Grayling, Michigan[3]	100	Solar	1	—
Coke County, Texas	51	Wind	525	1,697
Paulding County, Ohio[4]	50	Wind	100	299
Filer City, Michigan	50	Coal	73	351
New Bern, North Carolina	50	Wood waste	50	284
Flint, Michigan	50	Wood waste	40	117
Grayling, Michigan	50	Wood waste	38	182
Delta Township, Michigan[4]	50	Solar	24	38
Total			2,085	7,485

1 Represents the intended full-load sustained output of each plant. The amount of capacity relating to CMS Energy's ownership interest was 1,665 MW and net generation relating to CMS Energy's ownership interest was 6,018 GWh at December 31, 2025.

2 This project began operations in December 2025.

3 Represents a behind-the-meter system located on customer premises.

4 NorthStar Clean Energy sold a noncontrolling interest in this plant in 2025. For additional details see Item 8. Financial Statements and Supplementary Data—Notes to the Consolidated Financial Statements—Note 19, Variable Interest Entities.

The operating revenue from independent power production was $77 million in 2025, $69 million in 2024, and $64 million in 2023.

Energy Resource Management: CMS ERM purchases and sells energy commodities in support of NorthStar Clean Energy's generating facilities with a focus on optimizing the independent power production portfolio. In 2025, CMS ERM marketed 2 Bcf of natural gas and 7,625 GWh of electricity. Electricity marketed by CMS ERM was generated by independent power production of NorthStar Clean

Energy and by unrelated third parties. CMS ERM's operating revenue was $331 million in 2025, $247 million in 2024, and $233 million in 2023.

NorthStar Clean Energy Competition: NorthStar Clean Energy competes with other energy developers, energy retailers, and independent power producers. The needs of this market are driven by current electric demand and available generation, as well as projections of future electric demand and available generation.

CMS Energy and Consumers Regulation

CMS Energy, Consumers, and their subsidiaries are subject to regulation by various federal, state, and local governmental agencies, including those described in the following sections. Rate proceedings and other regulatory actions may affect operations and financial results. If CMS Energy, Consumers, or their subsidiaries failed to comply with applicable laws and regulations, they could become subject to fines, penalties, or disallowed costs, or be required to implement additional compliance, cleanup, or remediation programs, the cost of which could be material. For more information on the potential impacts of government regulation and rate proceedings affecting CMS Energy, Consumers, and their subsidiaries, see Item 1A. Risk Factors, Item 7. Management's Discussion and Analysis of Financial Condition and Results of Operations—Outlook, and Item 8. Financial Statements and Supplementary Data—Notes to the Consolidated Financial Statements—Note 3, Regulatory Matters.

FERC and NERC

CMS Energy and its affiliates and subsidiaries are subject to regulation by FERC in a number of areas. FERC regulates certain aspects of Consumers' electric business, including, but not limited to, compliance with FERC accounting rules, wholesale electric and transmission rates, operation of licensed hydroelectric generating plants, corporate mergers and the sale and purchase of certain assets, issuance of securities, and conduct among affiliates. FERC also regulates the tariff rules and procedures administered by MISO and other independent system operators/regional transmission organizations, including rules governing wholesale electric markets and interconnection of new generating facilities to the transmission system. FERC, in connection with NERC and with regional reliability organizations, also regulates generation and transmission owners and operators, load-serving entities, and others with regard to reliability of the bulk power system.

FERC also regulates limited aspects of Consumers' gas business, principally compliance with FERC capacity release rules, shipping rules, the prohibition of certain buy/sell transactions, and the price-reporting rule.

FERC also regulates holding company matters, interlocking directorates, and other issues affecting CMS Energy. In addition, similar to FERC's regulation of Consumers' electric and gas businesses, FERC has jurisdiction over several independent power plants, PURPA-qualifying facilities, and exempt wholesale generators in which NorthStar Clean Energy has ownership interests, as well as over NorthStar Clean Energy itself, CMS ERM, CMS Gas Transmission, and DIG.

MPSC

Consumers is subject to the jurisdiction of the MPSC, which regulates public utilities in Michigan with respect to retail utility rates, accounting, utility services, certain facilities, certain asset transfers, corporate mergers, and other matters.

The Michigan Attorney General, ABATE, the MPSC Staff, residential customer advocacy groups, environmental organizations, and certain other parties typically participate in MPSC proceedings concerning Consumers. These parties often challenge various aspects of those proceedings, including the prudence of Consumers' policies and practices, and seek cost disallowances and other relief. The parties also have appealed significant MPSC and FERC orders.

Other Regulation

The U.S. Secretary of Energy regulates imports and exports of natural gas and has delegated various aspects of this jurisdiction to FERC and the DOE's Office of Fossil Fuels. Additionally, the U.S. Secretary of Energy has the authority to issue emergency orders for power plants under section 202(c) of the Federal Power Act. This provision allows the U.S. Secretary of Energy to temporarily alter the operation of the electricity system during emergencies.

The U.S. Department of Transportation's Office of Pipeline Safety regulates the safety and security of gas pipelines through the Natural Gas Pipeline Safety Act of 1968 and subsequent laws.

The Transportation Security Administration, an agency of the U.S. Department of Homeland Security, regulates certain activities related to the safety and security of natural gas pipelines.

Energy Legislation

In 2023, Michigan enacted the 2023 Energy Law, which among other things:

- increased the renewable energy standard from 15 percent to 50 percent by 2030 and 60 percent by 2035; renewable energy generated anywhere within MISO can be applied to meeting this standard, with certain limitations
- established a clean energy standard of 80 percent by 2035 and 100 percent by 2040; low- or zero-carbon emitting resources, such as nuclear generation and natural gas generation coupled with carbon capture, qualify as clean energy sources under this standard
- authorized the MPSC to grant extensions of the clean energy or renewable energy standards deadlines if compliance is not practically feasible, would be excessively costly to customers, or would cause reliability issues
- increased the energy waste reduction requirement for electric utilities to achieve annual reductions in customers' electricity use from the present 1-percent reduction requirement to 1.5 percent beginning in 2026; beyond this requirement, the law set a goal of a 2-percent reduction and required that such goal be incorporated in an electric utility's integrated resource plan modeling scenarios
- increased the energy waste reduction requirement for gas utilities to achieve annual reductions in customers' gas use from the present 0.75-percent reduction requirement to 0.875 percent beginning in 2026
- enhanced existing incentives for energy efficiency programs and returns earned on new clean or renewable PPAs
- created a new energy storage standard, requiring electric utilities to file plans by 2029 to help achieve a statewide target of 2,500 MW
- expanded the statutory cap on distributed generation resources to 10 percent of the electric utility's five-year average peak load
- expanded the MPSC's scope of considerations in integrated resource plans to include affordability, greenhouse gas emissions, environmental justice considerations, the effects on human health, and other environmental concerns
- provided the MPSC siting authority over large renewable energy projects

Consumers' updates to its Renewable Energy Plan, which were approved by the MPSC in September 2025, and planned updates to its integrated resource plan in 2026 will serve as a blueprint to meeting the requirements of the 2023 Energy Law by focusing on increasing the generation of renewable energy, deploying energy storage, helping customers use less energy, and offering demand response programs to reduce demand during critical peak times.

CMS Energy and Consumers Environmental Strategy and Compliance

CMS Energy and Consumers are committed to protecting the environment; this commitment extends beyond compliance with applicable laws and regulations. Consumers' Electric Supply Plan, its long-term strategy for delivering safe, reliable, affordable, clean, and equitable energy to its customers, is outlined in its integrated resource plan and incorporates Consumers' Renewable Energy Plan. The Electric Supply Plan is Consumers' blueprint for compliance with Michigan's 2023 Energy Law and for advancing sustainability objectives. This plan positions Consumers to achieve 60-percent renewable energy by 2035 and 100-percent clean energy by 2040.

Under its Methane Reduction Plan, Consumers has set a goal of net-zero methane emissions from its natural gas delivery system by 2030. Consumers plans to reduce methane emissions from its system by about 80 percent from 2012 baseline levels by accelerating the replacement of aging pipe, rehabilitating or retiring outdated infrastructure, and adopting new technologies and practices. The remaining emissions will likely be offset through clean fuel alternatives or nature-based carbon removal pathways. For additional information on Consumers' Methane Reduction Plan, see Item 7. Management's Discussion and Analysis of Financial Condition and Results of Operations—Outlook—Consumers Gas Utility Outlook and Uncertainties—Gas Environmental Outlook.

Consumers has also set a goal to reduce customer greenhouse gas emissions by 25 percent by 2035. Consumers expects to meet this goal through carbon offset measures, renewable natural gas, energy efficiency and demand response programs, and the adoption of cost-effective emerging technologies once proven and commercially available.

CMS Energy's and Consumers' commitment to protecting the environment extends to advancing the principles of environmental justice in current and future operations. These principles center on protecting communities impacted by the companies' operations, especially those communities that are most vulnerable and may have suffered disparate impacts of environmental harm.

Advancing environmental justice comes in a variety of forms. For example, Consumers has conducted an environmental justice analysis to help understand the environmental impacts of its clean energy transformation. Similarly, Consumers is using an environmental justice screening tool provided by the State of Michigan in the planning of improvements to the electric and gas distribution system, including prioritizing investments in more vulnerable communities.

A core tenet of environmental justice is inviting the input of the stakeholders in the local communities where CMS Energy and Consumers operate and invest. The companies are committed to maintaining a transparent dialogue when developing projects, whether in new or existing areas of operation.

CMS Energy, Consumers, and their subsidiaries are subject to various federal, state, and local environmental regulations for solid waste management, air and water quality, and other matters. Consumers expects to recover costs to comply with environmental regulations in customer rates but cannot guarantee this result. For additional information concerning environmental matters, see Item 1A. Risk Factors, Item 7. Management's Discussion and Analysis of Financial Condition and Results of

Operations—Outlook, and Item 8. Financial Statements and Supplementary Data—Notes to the Consolidated Financial Statements—Note 4, Contingencies and Commitments.

CMS Energy has recorded a $48 million liability for its subsidiaries' obligations associated with Bay Harbor and Consumers has recorded a $59 million liability for its obligations at a number of former MGP sites. For additional information, see Item 1A. Risk Factors and Item 8. Financial Statements and Supplementary Data—Notes to the Consolidated Financial Statements—Note 4, Contingencies and Commitments.

Costs related to the construction, operation, corrective action, and closure of solid waste disposal facilities for coal ash are significant. Consumers' coal ash disposal areas are regulated under Michigan's solid waste rules and by the EPA's rules regulating CCRs. To address some of the requirements of these rules, Consumers has converted all of its fly ash handling systems to dry conveyance systems. In addition, Consumers' ash facilities have programs designed to protect the environment and are subject to quarterly EGLE inspections. Consumers' estimate of capital and cost of removal expenditures to comply with regulations relating to ash disposal is $241 million from 2026 through 2030. Consumers' future costs to comply with solid waste disposal regulations may vary depending on future legislation, litigation, executive orders, treaties, or rulemaking. These costs may further increase if additional emergency orders necessitate continued operation of the J.H. Campbell plant beyond current expectations. Consumers intends to request recovery of any incremental costs through its ongoing cases before FERC. For additional information, see Item 8. Financial Statements and Supplementary Data—Notes to the Consolidated Financial Statements—Note 3, Regulatory Matters.

For further information concerning estimated capital expenditures related to environmental matters, see Item 7. Management's Discussion and Analysis of Financial Condition and Results of Operations—Outlook—Consumers Electric Utility Outlook and Uncertainties—Electric Environmental Outlook.

Insurance

CMS Energy and its subsidiaries, including Consumers, maintain insurance coverage generally similar to comparable companies in the same lines of business. The insurance policies are subject to terms, conditions, limitations, and exclusions that might not fully compensate CMS Energy or Consumers for all losses. A portion of each loss is generally assumed by CMS Energy or Consumers in the form of deductibles and self-insured retentions that, in some cases, are substantial. As CMS Energy or Consumers renews its policies, it is possible that some of the present insurance coverage may not be renewed or obtainable on commercially reasonable terms due to restrictive insurance markets.

Human Capital

CMS Energy and Consumers employ a highly trained and skilled workforce comprised of union and non-union employees. Presented in the following table are the number of employees of CMS Energy and Consumers:

December 31	2025	2024	2023
CMS Energy, including Consumers			
Full-time and part-time employees	8,350	8,324	8,356
Consumers			
Full-time and part-time employees	8,095	8,090	8,144

At December 31, 2025, unions represented 44 percent of CMS Energy's employees and 45 percent of Consumers' employees. The UWUA represents Consumers' and NorthStar Clean Energy's operating, maintenance, construction employees and Consumers' customer contact center employees. The USW represents Consumers' Zeeland plant employees. Consumers' union agreements expire in 2030 and the majority of NorthStar Clean Energy's represented employees have an agreement that expires in 2029.

The safety of co-workers, customers, and the general public is a priority of CMS Energy and Consumers. Accordingly, CMS Energy and Consumers have worked to integrate a set of safety principles into their business operations and culture. These principles include complying with applicable safety, health, and security regulations and implementing programs and processes aimed at continually improving safety and security conditions. On an annual basis, CMS Energy and Consumers set various safety goals tied to the OSHA recordable incident rate and to high-risk injuries. The companies' OSHA recordable incident rate was 2.34 in 2025 and 1.71 in 2024. High-risk injuries encompass all recordable and non-recordable incidents with the potential for serious injury or fatality. In 2025, the companies recorded nine high-risk injuries, achieving their goal of less than 12 high-risk injuries. Beginning in 2026, the companies will utilize the serious injury incidence rate to measure and set safety goals. The target serious injury incidence rate for 2026 is 0.037, which, if achieved, would place Consumers within the second quartile of its EEI peer group.

Within the utility industry, there is strong competition for rare, high-demand talent, including those related to electric line work, renewable energy generation, technology, and data analytics. In order to address this competition and to be able to meet their human capital needs, CMS Energy and Consumers provide compensation and benefits that are competitive with industry peers. Furthermore, CMS Energy and Consumers have developed a comprehensive talent strategy, the People Strategy, to attract, develop, and retain highly skilled co-workers. The strategy focuses on three areas, which are summarized below. The first two areas listed below focus on creating an environment that attracts and retains top talent and ensuring that all co-workers can thrive and contribute to the companies' mission and purpose.

- **Cultivating a Purpose-driven Culture:** This goal aims to ensure all co-workers understand how their work contributes to CMS Energy's and Consumers' key strategic goals.
- **Creating a Breakthrough Employee Experience:** A breakthrough employee experience is one that instills pride and ownership in one's work. To measure progress toward a breakthrough employee experience, CMS Energy and Consumers assess engagement, empowerment, and

diversity, equity, and inclusion efforts using the companies' culture index. For the year ended December 31, 2025, the companies attained scores of:

- 75-percent positive sentiment for engagement, up 3 percentage points from 2024
- 65-percent positive sentiment for empowerment, no change from 2024
- 75-percent positive sentiment for diversity, equity, and inclusion, up 2 percentage points from 2024

CMS Energy and Consumers aim to continuously improve these scores every year.

- **Building Skill Sets at Scale:** With an overarching goal of ensuring co-workers have the right skills to succeed, CMS Energy and Consumers measure progress in this area through achievement of workforce planning and hiring milestones and through a first-time skill attainment index to evaluate the effectiveness of training. CMS Energy and Consumers develop skill sets in co-workers through a variety of means, including union apprenticeship programs and yearly trainings for newly required skills.

This talent strategy allows CMS Energy and Consumers to shape co-workers' experience and enable leaders to coach and develop co-workers, source talent, and anticipate and adjust to changing skill sets in the business environment.

Diversity, Equity, and Inclusion

As a part of their People Strategy, CMS Energy and Consumers employ a broad and holistic diversity, equity, and inclusion strategy focused on embracing differences and creating a sense of belonging for all co-workers. The strategy is aimed at integrating principles of equity and inclusion into every process and co-worker experience. To measure their success, CMS Energy and Consumers utilize select questions in the annual engagement survey to create a diversity, equity, and inclusion index. For the year ended December 31, 2025, the diversity, equity, and inclusion index score was 75 percent.

CMS Energy and Consumers are committed to building an inclusive workplace that embraces the diverse makeup of the communities that they serve. The following table presents the composition of CMS Energy's and Consumers' workforce:

December 31, 2025	CMS Energy, including Consumers	Consumers
Percent female employees	26 %	26 %
Percent racially or ethnically diverse employees	13	13
Percent employees with disabilities	5	5
Percent veteran employees	10	10

Co-workers are also empowered to engage in business employee resource groups and events that encourage candid conversations around diversity, equity, and inclusion. These activities enhance personal growth, build stronger connections among co-workers, and contribute to a more inclusive workplace. There are eight business employee resource groups available to all co-workers; these groups are:

- Women in Energy, working toward an inclusive place for all women in the fields they have chosen, from front line to management
- the Minority Advisory Panel, promoting a culture of diversity and inclusion among all racial and ethnic minorities through education, leadership, development, and networking
- the Veterans Advisory Panel, supporting former and active military personnel and assisting in recruiting and retaining veterans through career development
- Genergy, a multigenerational group designed to bridge the gap of learning, networking, and mentoring across the generations of the workforce
- the Pride Alliance of CMS Energy, promoting an inclusive environment that is safe, supportive, and respectful for lesbian, gay, bi-sexual, and transgender persons and allies
- Capable, aimed at removing barriers and creating pathways to meaningful work for co-workers of all abilities
- Interfaith, a space for co-workers of all backgrounds to gather and celebrate their unique beliefs, creating an environment of understanding and respect for all faiths, religions, and spiritual beliefs, including those with no faith affiliation
- People and Planet Partners, empowering co-workers to drive social benefits for customers and communities and advance environmental improvements, reduce the companies' environmental footprint, and support the companies' planet goals

Information About CMS Energy's and Consumers' Executive Officers

Presented in the following table are the company positions held during the last five years for each of CMS Energy's and Consumers' executive officers as of February 10, 2026:

Name, Age, Position(s)	Period
Garrick J. Rochow (age 51)	
CMS Energy	
President, CEO, and Director	12/2020 – Present
Consumers	
President, CEO, and Director	12/2020 – Present
NorthStar Clean Energy	
Chairman of the Board, CEO, and Director	12/2020 – 7/2025
Rejji P. Hayes (age 51)	
CMS Energy	
Executive Vice President and CFO	5/2017 – Present
Consumers	
Executive Vice President and CFO	5/2017 – Present
NorthStar Clean Energy	
Chairman of the Board and Director	7/2025 – Present
Executive Vice President, CFO, and Director	5/2017 – 6/2024
EnerBank	
Chairman of the Board and Director	10/2018 – 10/2021
Tonya L. Berry (age 53)	
CMS Energy	
Executive Vice President and Chief Operating Officer	7/2025 – Present
Senior Vice President	2/2022 – 7/2025
Consumers	
Executive Vice President and Chief Operating Officer	7/2025 – Present
Senior Vice President	2/2022 – 7/2025
Vice President	11/2018 – 2/2022
Shaun M. Johnson (age 47)	
CMS Energy	
Executive Vice President and Chief Legal and Administrative Officer	7/2025 – Present
Senior Vice President and General Counsel	5/2019 – 7/2025
Consumers	
Executive Vice President and Chief Legal and Administrative Officer	7/2025 – Present
Senior Vice President and General Counsel	5/2019 – 7/2025
NorthStar Clean Energy	
Senior Vice President, General Counsel, and Director	4/2019 – 6/2024

Name, Age, Position(s)	Period
Brandon J. Hofmeister (age 49)	
CMS Energy	
Senior Vice President	7/2017 – Present
Consumers	
Senior Vice President	7/2017 – Present
NorthStar Clean Energy	
Senior Vice President	9/2017 – 6/2024
Lauren Snyder (age 44)	
CMS Energy	
Senior Vice President and Chief Customer and Growth Officer	7/2025 – Present
Consumers	
Senior Vice President and Chief Customer and Growth Officer	7/2025 – Present
Vice President	7/2017 – 7/2025
Scott B. McIntosh (age 50)	
CMS Energy	
Vice President, Controller, and CAO	9/2021 – Present
Vice President and Controller	6/2021 – 9/2021
Vice President	9/2015 – 6/2021
Consumers	
Vice President, Controller, and CAO	9/2021 – Present
Vice President and Controller	6/2021 – 9/2021
Vice President	9/2015 – 6/2021
NorthStar Clean Energy	
Vice President, CAO, and Director	6/2024 – Present
Vice President, Controller, and CAO	9/2021 – 6/2024
Vice President and Controller	6/2021 – 9/2021
Vice President	9/2015 – 6/2021

There are no family relationships among executive officers and directors of CMS Energy or Consumers. The list of directors and their biographies will be included in CMS Energy's and Consumers' definitive proxy statement for their 2026 Annual Meetings of Shareholders to be held May 8, 2026. The term of office of each of the executive officers extends to the first meeting of the Board after the next annual election of Directors of CMS Energy and Consumers (to be held on May 8, 2026).

Available Information

CMS Energy's internet address is www.cmsenergy.com. CMS Energy routinely posts important information on its website and considers the Investor Relations section, www.cmsenergy.com/investor-relations, a channel of distribution for material information. Information contained on CMS Energy's website is not incorporated herein. CMS Energy's and Consumers' annual reports on Form 10-K, quarterly reports on Form 10-Q, current reports on Form 8-K, and any amendments to those reports filed pursuant to Section 13(a) or 15(d) of the Exchange Act are accessible free of charge on CMS Energy's website. These reports are available soon after they are electronically filed with the SEC. Also on CMS Energy's website are CMS Energy's and Consumers':

- Corporate Governance Principles
- Articles of Incorporation
- Bylaws
- Charters and Codes of Conduct (including the Charters of the Audit Committee, Compensation and Human Resources Committee, Finance Committee, and Governance, Sustainability and Public Responsibility Committee, as well as the Employee, the Board, and Third Party Codes of Conduct)

CMS Energy will provide this information in print to any stockholder who requests it.

The SEC maintains an internet site that contains reports, proxy and information statements, and other information regarding issuers that file electronically with the SEC. The address is www.sec.gov.

Item 1A. Risk Factors

CMS Energy and Consumers are exposed to a variety of factors, often beyond their control, that are difficult to predict and that involve uncertainties that may materially adversely affect CMS Energy's or Consumers' business, liquidity, financial condition, or results of operations. Additional risks and uncertainties not presently known or that management believes to be immaterial may also adversely affect CMS Energy or Consumers. The risk factors described in the following sections, as well as the other information included in this report and in other documents filed with the SEC, should be considered carefully before making an investment in securities of CMS Energy or Consumers. Risk factors of Consumers are also risk factors of CMS Energy.

Investment/Financial Risks

CMS Energy depends on dividends from its subsidiaries to meet its debt service obligations.

Due to its holding company structure, CMS Energy depends on dividends from its subsidiaries to meet its debt service and other payment obligations. If sufficient dividends were not paid to CMS Energy by its subsidiaries, CMS Energy might not be able to generate the funds necessary to fulfill its payment obligations.

Consumers' ability to pay dividends or acquire its own stock from CMS Energy is limited by restrictions contained in Consumers' preferred stock provisions and potentially by other legal restrictions, such as certain terms in its articles of incorporation and FERC requirements.

CMS Energy has indebtedness that could limit its financial flexibility and its ability to meet its debt service obligations.

The level of CMS Energy's present and future indebtedness could have several important effects on its future operations, including, among others, that:

- a significant portion of CMS Energy's cash flow from operations could be dedicated to the payment of principal and interest on its indebtedness and would not be available for other purposes
- covenants contained in CMS Energy's existing debt arrangements, which require it to meet certain financial tests, could affect its flexibility in planning for, and reacting to, changes in its business
- CMS Energy's ability to obtain additional financing for working capital, capital expenditures, acquisitions, and general corporate and other purposes could become limited
- CMS Energy could be placed at a competitive disadvantage to its competitors that are less leveraged
- CMS Energy's vulnerability to adverse economic and industry conditions could increase
- CMS Energy's future credit ratings could fluctuate

CMS Energy's ability to meet its debt service obligations and to reduce its total indebtedness will depend on its future performance, which will be subject to general economic conditions, industry cycles, changes in laws or regulatory decisions, and financial, business, and other factors affecting its operations, many of which are beyond its control. CMS Energy cannot make assurances that its businesses will continue to generate sufficient cash flow from operations to service its indebtedness, which could require CMS Energy to sell assets or obtain additional financing.

CMS Energy and Consumers have financing needs and could be unable to obtain bank financing or access the capital markets.

CMS Energy and Consumers rely on the capital markets, as well as on bank syndications, to meet their financial commitments and short-term liquidity needs not otherwise funded internally.

Disruptions in the capital and credit markets, or the inability to obtain required regulatory authorization for issuances of securities including debt, including as may be required from FERC, could adversely affect CMS Energy's and Consumers' access to liquidity needed for their businesses. Any liquidity disruption could require CMS Energy and Consumers to take measures to conserve cash including, but not limited to, deferring capital expenditures, changing commodity purchasing strategies to avoid collateral-posting requirements, and reducing or eliminating future share repurchases, dividend payments, or other discretionary uses of cash.

Entering into new financings is subject in part to capital market receptivity to utility industry securities in general and to CMS Energy's and Consumers' securities in particular. CMS Energy and Consumers continue to explore financing opportunities to supplement their respective financial strategies. These potential opportunities include refinancing and/or issuing new debt, issuing CMS Energy preferred stock and/or common equity, or entering into commercial paper, bank financing, and leasing arrangements. CMS Energy and Consumers cannot guarantee the capital markets' acceptance of their securities. CMS Energy and Consumers may also, from time to time, repurchase (either in open market transactions or through privately negotiated transactions), redeem, or otherwise retire outstanding debt. Such activities, if any, will depend on prevailing market conditions, contractual restrictions, and other factors. The amounts involved may or may not be material.

Certain of CMS Energy's and Consumers' securities and those of their affiliates are rated by various credit rating agencies. A reduction or withdrawal of one or more of its credit ratings could have a material adverse impact on CMS Energy's or Consumers' ability to access capital on acceptable terms and maintain commodity lines of credit, could increase their cost of borrowing, and could cause CMS Energy or Consumers to reduce capital expenditures. If either or both were unable to maintain commodity lines of credit, CMS Energy or Consumers might have to post collateral or make prepayments to certain suppliers under existing contracts. Further, since Consumers provides dividends to CMS Energy, any adverse developments affecting Consumers that result in a lowering of its credit ratings could have an adverse effect on CMS Energy's credit ratings.

Market performance and other changes could decrease the value of employee benefit plan assets, which then could require substantial funding.

The performance of various markets affects the value of assets that are held in trust to satisfy future obligations under CMS Energy's and Consumers' pension and postretirement benefit plans. CMS Energy and Consumers have significant obligations under these plans and hold significant assets in these trusts. These assets are subject to market fluctuations and will yield uncertain returns, which could fall below CMS Energy's and Consumers' forecasted return rates. A decline in the market value of the assets or a change in the level of interest rates used to measure the required minimum funding levels could significantly increase the funding requirements of these obligations. Also, changes in demographics, including an increased number of retirements or changes in life expectancy assumptions, could significantly increase the funding requirements of the obligations related to the pension and postretirement benefit plans.

Industry/Regulatory Risks

Changes to ROA could have a material adverse effect on CMS Energy's and Consumers' businesses.

Michigan law allows electric customers in Consumers' service territory to buy electric generation service from alternative electric suppliers in an aggregate amount capped at 10 percent of Consumers' sales, with certain exceptions. The proportion of Consumers' electric deliveries under the ROA program and on the ROA waiting list is over 10 percent. Consumers' rates are regulated by the MPSC, while alternative electric suppliers charge market-based rates, putting competitive pressure on Consumers' electric supply. Groups are advocating for an ROA-like community solar program that allows third parties to sell directly to customers and offer them a regulated bill credit. If the amount of ROA sales increased, this new ROA-like community solar program were allowed, or electric generation service in Michigan were further deregulated, it could have a material adverse effect on CMS Energy and Consumers.

FERC issued an advance notice of proposed rulemaking in response to the Secretary of the DOE's direction to FERC to consider the advance notice of proposed rulemaking as a means to standardize and expedite interconnection procedures and agreements for large electric loads. If FERC asserts jurisdiction over the distribution components of large-load customers' interconnections to the transmission system, or allows large-load customers to directly purchase electricity from wholesale markets, it could have a material adverse effect on CMS Energy and Consumers.

The creation of utilities by municipalities in Consumers' service territory, or the impairment of Consumers' franchise rights to serve customers in municipalities, could have a material adverse effect on CMS Energy's and Consumers' businesses.

Michigan law allows Consumers' electric and natural gas utility businesses to serve customers pursuant to franchises granted by municipalities. Michigan law also allows municipalities to create, own, and operate

utilities. If one or more municipalities in Consumers' service territory created a new or supplemental utility, or impaired the franchise under which Consumers serves customers in the municipality, it could have a material adverse effect on CMS Energy and Consumers.

Distributed energy resources could have a material adverse effect on CMS Energy's and Consumers' businesses.

Michigan law allows customers to use distributed energy resources for their electric energy needs. These distributed energy resources are connected to Consumers' electric grid. The 2023 Energy Law increases the cap on Consumers' distributed generation program to 10 percent of utilities' peak loads. It also specifies an inflow and outflow rate method that must be implemented by the MPSC. FERC policy allows many customer-owned behind-the-meter and grid-connected distributed energy resources to participate in and receive revenue from wholesale electricity markets, as governed by evolving wholesale market rules subject to FERC oversight. Increased customer use of distributed energy resources could result in a reduction of Consumers' electric sales. Third parties' operations of distributed energy resources could also potentially have a negative impact on the stability of the grid. An increase in customers' use of distributed energy resources, and the rate structure for distributed energy resources customers' use of Consumers' system and Consumers' purchases of their excess generation, could have a material adverse effect on CMS Energy and Consumers.

CMS Energy and Consumers are subject to rate regulation, which could have a material adverse effect on financial results.

CMS Energy and Consumers are subject to rate regulation. Consumers' electric and gas retail rates are set by the MPSC and cannot be changed without regulatory authorization. If rate regulators fail to provide adequate rate relief, it could have a material adverse effect on Consumers or Consumers' plans for making significant capital investments. Additionally, increasing rates could result in additional regulatory scrutiny, regulatory or legislative actions, and increased competitive or political pressures, all of which could have a material adverse effect on CMS Energy's and Consumers' liquidity, financial condition, and results of operations.

Orders of the MPSC could limit recovery of costs of providing service. These orders could also result in adverse regulatory treatment of other matters. For example, MPSC orders could prevent or curtail Consumers from shutting off non-paying customers, could prevent or limit the implementation of an electric or gas revenue mechanism, or could penalize Consumers for not meeting service and reliability standards. Regulators could face competitive or political pressures to avoid or limit rate increases for a number of reasons, including affordability concerns, economic downturn, reliability and economic justice concerns, or decreased customer base, among others.

FERC authorizes certain subsidiaries of CMS Energy, including Consumers, to sell wholesale electricity at market-based rates and to provide certain other wholesale electric services at rates and terms subject to FERC approval. Failure of these subsidiaries to maintain this FERC authority could have a material adverse effect on CMS Energy's and Consumers' liquidity, financial condition, and results of operations. Electric transmission and natural gas pipeline rates paid by Consumers and other CMS Energy subsidiaries are also set by FERC, as are the tariff terms governing the participation of Consumers and other CMS Energy subsidiaries in FERC-regulated wholesale electricity markets operated by regional transmission organizations and independent system operators such as MISO and PJM. At least one CMS Energy subsidiary participates in the wholesale electricity markets operated by ERCOT, over which FERC has limited control.

Consumers also faces regulatory uncertainty resulting from the U.S. Secretary of Energy's emergency orders issued under the Federal Power Act and associated DOE regulations, which direct continued

operation of the J.H. Campbell, as well as similar prior or future executive actions, including the January 2025 and April 2025 executive orders related to energy supply and reliability. The Federal Power Act, DOE regulations, and U.S. Secretary of Energy emergency orders all provide for cost recovery associated with continued operations, but there is not currently a FERC-approved MISO Tariff for recovery of compliance costs associated with the continued operation of J.H. Campbell, and continued operation of J.H. Campbell is not contemplated in Consumers' current MPSC rates or rate filings at the MPSC. Consumers is pursuing cost recovery at FERC but cannot predict the outcome of those efforts or the impact of other executive actions.

The various risks associated with the MPSC and FERC regulation of CMS Energy's and Consumers' businesses, which include the risk of adverse decisions in any number of rate or regulatory proceedings before either agency, as well as judicial proceedings challenging any agency decisions, could have a material adverse effect on CMS Energy and Consumers. Changes to the tariffs or business practice manuals of certain wholesale market operators such as MISO, PJM, or ERCOT, or corresponding impacts such as interconnection delays for new electric generation or storage projects, could also have a material adverse effect on CMS Energy and Consumers.

Utility regulation, state or federal legislation, regulation, and compliance could have a material adverse effect on CMS Energy's and Consumers' businesses.

CMS Energy and certain of its subsidiaries, including Consumers, are subject to, or affected by, extensive utility regulation and state and federal legislation and regulation, including through application of policies and rules of numerous state and federal agencies and governmental entities. If it were determined that CMS Energy or Consumers failed to comply with applicable laws and regulations or with applicable tariff provisions, they could become subject to fines, penalties, refund or disgorgement orders, or disallowed costs, or be required to implement additional compliance, cleanup, or remediation programs, the cost of which could be material. CMS Energy and Consumers cannot predict the impact of new laws, rules, regulations, tariffs, principles, orders, or practices by federal or state agencies or wholesale electricity market operators, or challenges or changes to present laws, rules, regulations, tariffs, principles, orders, or practices and the interpretation of any adoption or change. Furthermore, any state or federal legislation, regulation, order, or other action concerning CMS Energy's or Consumers' operations could also have a material adverse effect.

FERC, through NERC and its delegated regional entities, oversees reliability of certain portions of the electric grid. CMS Energy and Consumers cannot predict the impact of the DOE or FERC orders or actions of NERC and its regional entities on electric system reliability. Additionally, natural gas pipeline infrastructure has recently been under scrutiny following disruptions related to extreme weather and cyber incidents. Additional regulation in this area could adversely affect Consumers' gas operations.

CMS Energy and Consumers have announced ambitious plans to reduce their impact on climate change and increase the reliability of their electric distribution system. Achieving these plans depends on numerous factors, many of which are outside of their control.

Consumers has announced a long-term strategy for delivering clean, reliable, resilient, and affordable energy, and other subsidiaries of CMS Energy have plans to develop and operate clean energy assets. The MPSC, FERC, other regulatory authorities, or other third parties may prohibit, delay, or impair some or all of CMS Energy's and Consumers' planned acquisitions or development of owned or purchased electric generation and storage capacity. Consumers' planned electric generation capacity, including renewable generation or storage projects, may be adversely impacted by interconnection delays at MISO or in the footprints of other regional transmission organizations, and/or by interconnection costs. CMS Energy and Consumers and its contractors may be unable to acquire, site, construct timely, and/or permit generation and storage capacity, including some or all of the generation and storage capacity

proposed in Consumers' plan. CMS Energy and Consumers' ability to implement their plans may be affected by environmental regulations, global supply chain disruptions, import tariffs, and changes in the cost, availability, and supply of generation and storage capacity. While CMS Energy and Consumers continue to advocate for advances in commercially available technologies required to reduce or eliminate greenhouse gases on a cost-effective basis at scale, such advances are largely outside of CMS Energy's and Consumers' control. Advancements in technology related to items such as battery storage, carbon capture/storage, and electric vehicles may not become commercially available or economically feasible as projected. Customer programs such as energy efficiency and demand response may not realize the projected levels of customer participation.

Consumers has also announced its electric Reliability Roadmap. The Reliability Roadmap includes larger investments in grid hardening, distribution capacity, and automation to deliver better than median reliability to customers given increasingly severe weather and customer adoption of new technologies. The MPSC or other third parties may prohibit, delay, or impair the Reliability Roadmap and some or all of the associated capital investments. Consumers' ability to implement its plan may be affected by global supply chain disruptions and/or workforce availability.

Consumers has also announced its Natural Gas Delivery Plan, a rolling ten-year investment plan to deliver safe, reliable, clean, and affordable natural gas to customers. This plan includes accelerated infrastructure replacements, innovative leak detection technology, and process changes to reduce or eliminate methane emissions. The MPSC, FERC, U.S. Department of Transportation, other regulatory authorities, or other third parties may prohibit, delay, or impair the Natural Gas Delivery Plan and some or all of the associated capital investments. Consumers' ability to implement its plan may be affected by environmental regulations, global supply chain disruptions, import tariffs, and changes in the cost, availability, and supply of natural gas or the ability to deliver natural gas to customers. Advancements in technology related to items such as renewable natural gas may not become commercially available or economically feasible as projected in Consumers' plan.

CMS Energy and Consumers could suffer financial loss, reputational damage, litigation, or other negative repercussions if they are unable to achieve their ambitious plans.

Changes in taxation as well as the inherent difficulty in quantifying potential tax effects of business decisions could negatively impact CMS Energy and Consumers.

CMS Energy and Consumers are required to make judgments regarding the potential tax effects of various financial transactions and results of operations in order to estimate their obligations to taxing authorities. The tax obligations include income taxes, real estate taxes, sales and use taxes, employment-related taxes, and ongoing issues related to these tax matters. The judgments include determining reserves for potential adverse outcomes regarding tax positions that have been taken and may be subject to challenge by the IRS and/or other taxing authorities. Unfavorable settlements of any of the issues related to these reserves or other tax matters at CMS Energy or Consumers could have a material adverse effect. Additionally, changes in federal, state, or local tax rates or other changes in tax laws could have adverse impacts. In July 2025, President Trump signed the OBBBA into law. CMS Energy and Consumers evaluated the provisions of the OBBBA and concluded that the legislation is not expected to have a material impact on their respective financial statements. This conclusion is subject to change as additional guidance or interpretations become available.

CMS Energy and its subsidiaries, including Consumers, must comply with the Dodd-Frank Act and its related regulations.

The Dodd-Frank Act provides for regulation by the Commodity Futures Trading Commission of certain commodity-related contracts. Although CMS Energy, Consumers, and certain subsidiaries of NorthStar Clean Energy qualify for an end-user exception from mandatory clearing of commodity-related swaps, these regulations could affect the ability of these entities to participate in these markets and could add additional regulatory oversight over their contracting activities.

CMS Energy and Consumers could incur substantial costs to comply with environmental requirements.

CMS Energy and Consumers are subject to costly and stringent environmental regulations that may require additional significant capital expenditures for CCR disposal and storage, emission reductions, and PCB remediation. In addition, regulatory action on PFAS at the state and/or federal level could cause CMS Energy and Consumers to further test and remediate some sites if PFAS is present at certain levels. Present and reasonably anticipated state and federal environmental statutes and regulations will continue to have a material effect on CMS Energy and Consumers.

CMS Energy and Consumers have interests in fossil-fuel-fired power plants, other types of power plants, and natural gas systems that emit greenhouse gases. Federal, state, and local environmental laws, regulations and orders, as well as international accords and treaties, could require CMS Energy and Consumers to install additional equipment for emission controls, undertake heat-rate improvement projects, purchase carbon emissions allowances, curtail or extend operations, invest in generating capacity with fewer carbon dioxide emissions, or take other significant steps to manage or lower the emission of greenhouse gases. Similarly, Consumers could be restricted from constructing natural gas infrastructure due to potential environmental regulations, which could require more costly alternatives.

The following risks related to climate change, emissions, and environmental regulations could also have a material adverse impact on CMS Energy and Consumers:

- a change in policy/regulation, regulators' implementation of policy/regulation or litigation originated by third parties against CMS Energy or Consumers due to CMS Energy's or Consumers' greenhouse gas or other emissions or CCR disposal and storage
- impairment of CMS Energy's or Consumers' reputation due to their greenhouse gas or other emissions and public perception of their response to potential environmental regulations, rules, orders, and legislation
- weather that may affect customer demand, company operations, or company infrastructure, including catastrophic weather-related damage and extreme temperatures; natural disasters such as severe storms, floods, and droughts; fires; or smoke
- implementation of state or federal environmental justice requirements

Consumers expects to collect fully from its customers, through the ratemaking process, expenditures incurred to comply with environmental regulations, but cannot guarantee this outcome. There is not currently a FERC-approved MISO Tariff for recovery of compliance costs associated with the continued operation of J.H. Campbell, and continued operation of J.H. Campbell is not contemplated in Consumers' current MPSC rates or rate filings at the MPSC. Consumers is pursuing cost recovery at FERC but cannot predict the outcome of those efforts or the impact of other executive actions. If Consumers were unable to recover these expenditures from customers in rates, CMS Energy or Consumers could be required to seek significant additional financing to fund these expenditures.

For additional information regarding compliance with environmental regulations, see Item 1. Business—CMS Energy and Consumers Environmental Strategy and Compliance and Item 7. Management's Discussion and Analysis of Financial Condition and Results of Operations—Outlook.

CMS Energy's and Consumers' businesses could be affected adversely by any delay in meeting environmental requirements.

A delay or failure by CMS Energy or Consumers to obtain or maintain any necessary environmental permits or approvals to satisfy any applicable environmental regulatory requirements or install emission or pollution control equipment could:

- prevent the construction of new facilities
- prevent the continued operation of and sale of energy from existing facilities
- modify the way in which a facility is operated
- prevent the suspension of operations at existing facilities
- prevent the modification of existing facilities
- result in significant additional costs, including fines or penalties

CMS Energy and Consumers expect to incur additional substantial costs related to environmental remediation of former sites.

Consumers expects to incur additional substantial costs related to the remediation of its former MGP sites and other response activity costs at a number of other former sites, including, but not limited to, sites of retired coal-fueled electric generating units and sites containing coal ash and related materials, under NREPA, RCRA, CERCLA and related state and federal regulations. Consumers believes these costs should be recoverable in rates but cannot guarantee that outcome.

Business/Operations Risks

There are risks associated with Consumers' substantial capital investment program planned for the next five years.

Consumers' planned investments include the construction or acquisition of electric generation, electric and gas infrastructure, conversions and expansions, environmental controls, electric grid automation technologies, and other electric and gas investments to upgrade delivery systems, as well as decommissioning of older facilities. The success of these capital investments depends on or could be affected by a variety of factors that include, but are not limited to:

- effective pre-acquisition evaluation of asset values, future operating costs, potential environmental and other liabilities, and other factors beyond Consumers' control
- effective cost and schedule management of new capital projects
- availability of qualified construction personnel, both internal and contracted
- effective and timely contractor performance
- changes in commodity and other prices, applicable tariffs, and/or material and equipment availability
- governmental actions
- interconnection uncertainty, delays, and costs for electric generation projects

- operational performance
- changes in environmental, legislative, and regulatory requirements
- regulatory cost recovery
- inflation of labor rates and material and equipment prices
- supply chain disruptions and increased lead times
- barriers to accessing key materials for renewable projects (solar, battery, and other key equipment) created by geopolitical relations

It is possible that adverse events associated with these factors could have a material adverse effect on Consumers.

CMS Energy and Consumers could be affected adversely by legacy litigation and retained liabilities.

The agreements that CMS Energy and Consumers enter into for the sale of assets can include provisions whereby they are required to:

- retain specified preexisting liabilities, such as for taxes, pensions, or environmental conditions
- indemnify the buyers against specified risks, including the inaccuracy of representations and warranties that CMS Energy and Consumers make
- make payments to the buyers depending on the outcome of post-closing adjustments, litigation, audits, or other reviews, including claims resulting from attempts by foreign or domestic governments to assess taxes on past operations or transactions

Many of these contingent liabilities can remain open for extended periods of time after the sales are closed. Depending on the extent to which the buyers might ultimately seek to enforce their rights under these contractual provisions, and the resolution of any disputes concerning them, there could be a material adverse effect on CMS Energy's or Consumers' liquidity, financial condition, and results of operations.

Consumers is exposed to risks related to general economic conditions in its service territories.

Consumers' electric and gas utility businesses are affected by the economic conditions impacting the customers they serve. If the Michigan economy becomes sluggish or declines, Consumers could experience reduced demand for electricity or natural gas that could result in decreased earnings and cash flow. In addition, economic conditions in Consumers' service territory affect its collections of accounts receivable and levels of lost or stolen gas.

Consumers is exposed to changes in customer usage that could impact financial results.

Technology advances, government incentives and subsidies, and regulatory decisions could increase the cost effectiveness of customer-owned methods of producing electricity and managing energy use resulting in reduced load, cross subsidization, and increased costs.

Customers could also reduce their consumption of electricity and natural gas through energy waste reduction programs. Similarly, customers could also reduce their consumption of natural gas through alternative technologies or fuels or through electrification.

CMS Energy's and Consumers' energy sales and operations are affected by seasonal factors and varying weather conditions from year to year.

CMS Energy's and Consumers' utility operations are seasonal. The consumption of electric energy typically increases in the summer months, due primarily to the use of air conditioners and other cooling equipment, while peak demand for natural gas occurs in the winter due to colder temperatures and the

resulting use of natural gas as heating fuel. Accordingly, CMS Energy's and Consumers' overall results may fluctuate substantially on a seasonal basis. Mild temperatures during the summer cooling season and winter heating season as well as the impact of extreme weather events on Consumers' system could have a material adverse effect.

Demand for electricity associated with data center expansion could have a material effect on CMS Energy and Consumers.

Consumers' utility operations are affected by new customers and load growth. Rapid expansion of data centers associated with increasing demand for cloud services, artificial intelligence, and other applications could lead to an unprecedented increase in demand for electric power in MISO and in Consumers' service territory. Data center electric demand could require a rapid and significant increase in generation capacity and grid infrastructure in the MISO footprint as well as in Consumers' service territory, which could have a material effect on CMS Energy and Consumers.

Alternatively, this rapid expansion of data centers and resulting increase in demand for electric power in MISO and in Consumers' service territory may not develop as anticipated. Efforts to attract data center developers could be unsuccessful as other utilities and regions compete for these projects, which may limit future load growth. In addition, local zoning, permitting, land-use constraints, and other external factors outside Consumers' control could impede data center development. If these challenges arise and cannot be effectively mitigated, the anticipated benefits of data center load growth may not materialize. Further, even when data center customers enter into contracts to purchase utility service, there is a risk they may not fulfill their contractual or tariff obligations.

CMS Energy and Consumers are subject to information security risks, risks of unauthorized access to their systems, and technology failures.

In the regular course of business, CMS Energy and Consumers handle a range of sensitive confidential security and customer information. In addition, CMS Energy and Consumers operate in a highly regulated industry that requires the continued operation of sophisticated information and control technology systems and network infrastructure. Despite implementation of security measures, technology systems, including disaster recovery and backup systems, are vulnerable to failure, cyber attacks, unauthorized access, and being disabled. These events could impact the reliability of electric generation and electric and gas delivery and also subject CMS Energy and Consumers to financial harm. Cyber attacks, which include the use of malware, ransomware, computer viruses, and other means for disruption or unauthorized access against companies, including CMS Energy and Consumers, are increasing in frequency, scope, and potential impact. While CMS Energy and Consumers have not been subject to cyber incidents that have had a material impact on their operations to date, their security measures in place may be insufficient to prevent a major cyber incident in the future. If technology systems, including disaster recovery and backup systems, were to fail or be breached, CMS Energy and Consumers might not be able to fulfill critical business functions, and sensitive confidential and proprietary data could be compromised. In addition, because CMS Energy's and Consumers' generation, transmission, and distribution systems are part of an interconnected system, a disruption caused by a cyber incident at another utility, electric generator, system operator, or commodity supplier could also adversely affect CMS Energy or Consumers.

A variety of technological tools and systems, including both company-owned IT and technological services provided by outside parties, support critical functions. The failure of these technologies, including backup systems, or the inability of CMS Energy and Consumers to have these technologies supported, updated, expanded, or integrated into other technologies, could hinder their business operations.

CMS Energy's and Consumers' businesses have liability risks.

Assets, equipment, and personnel of CMS Energy and Consumers, including electric and gas delivery systems, power plants, gas infrastructure including storage facilities, wind energy or solar equipment, energy products, energy storage assets, vehicle fleets and equipment, other assets, or employees and contractors, could be involved in incidents, failures, or accidents that result in injury, loss of life, or property loss and damage to customers, employees, or the public. Although CMS Energy and Consumers have insurance coverage for many potential incidents (subject to deductibles, limitations, and self-insurance amounts that could be material), depending upon the nature or severity of any incident, failure, or accident, CMS Energy or Consumers could suffer financial loss, reputational damage, and negative repercussions from regulatory agencies or other public authorities, even where there is no legal liability.

CMS Energy and Consumers are subject to risks that are beyond their control, including but not limited to natural disasters, civil unrest, terrorist attacks and related acts of war, cyber incidents, vandalism, and other catastrophic events.

Natural disasters, severe weather, extreme temperatures, wildfires, fires, smoke, flooding, wars, terrorist acts, civil unrest, vandalism, theft, cyber incidents, government shutdowns, pandemics, and other catastrophic events could result in severe damage to CMS Energy's and Consumers' assets beyond what could be recovered through insurance policies (which are subject to deductibles, limitations, and self-insurance amounts that could be material), could require CMS Energy and Consumers to incur significant upfront costs, and could severely disrupt operations, resulting in loss of service to customers. There is also a risk that regulators could, after the fact, conclude that Consumers' preparedness or response to such an event was inadequate and take adverse actions as a result.

Energy risk management strategies might not be effective in managing fuel and electricity pricing risks, which could result in unanticipated liabilities to CMS Energy and Consumers or increased volatility in their earnings.

CMS Energy and Consumers are exposed to changes in market prices for commodities including, but not limited to, natural gas, coal, electric capacity, electric energy, emission allowances, gasoline, diesel fuel, and RECs. CMS Energy and Consumers manage commodity price risk using established policies and procedures, and they may use various contracts to manage this risk, including swaps, options, futures, and forward contracts. No assurance can be made that these strategies will be successful in managing CMS Energy's and Consumers' risk or that they will not result in net liabilities to CMS Energy or Consumers as a result of future volatility.

A substantial portion of Consumers' operating expenses for its electric generating plants and vehicle fleet consists of the costs of obtaining commodities. The contracts associated with Consumers' fuel for electric generation and purchased power are executed in conjunction with the PSCR mechanism, which is designed to allow Consumers to recover prudently incurred costs associated with its positions in these commodities. If the MPSC determined that any of these contracts or related contracting policies were imprudent, recovery of these costs could be disallowed.

Natural gas prices in particular have been historically volatile. Consumers routinely enters into contracts for natural gas to mitigate exposure to the risks of demand, market effects of weather, and changes in commodity prices associated with the gas distribution business. These contracts are executed in conjunction with the GCR mechanism, which is designed to allow Consumers to recover prudently incurred costs associated with its natural gas positions. If the MPSC determined that any of these contracts or related contracting policies were imprudent, recovery of these costs could be disallowed.

CMS Energy and Consumers do not always hedge any or all of the exposure of their operations from commodity price volatility. Furthermore, the ability to hedge exposure to commodity price volatility depends on liquid commodity markets. As a result, to the extent the commodity markets are illiquid, CMS Energy and Consumers might not be able to execute their risk management strategies, which could result in larger unhedged positions than preferred at a given time. To the extent that unhedged positions exist, fluctuating commodity prices could have a negative effect on CMS Energy and Consumers. Changes in laws that limit CMS Energy's and Consumers' ability to hedge could also have a negative effect on CMS Energy and Consumers.

CMS Energy and Consumers might not be able to obtain an adequate supply of natural gas or coal, which could limit their ability to operate electric generation facilities or serve Consumers' natural gas customers.

CMS Energy and Consumers have contracts in place for the supply and transportation of the natural gas, coal, and other fuel sources they require for their electric generating capacity. Consumers also has interstate transportation and supply agreements in place to facilitate delivery of natural gas to its customers. Apart from the contractual and monetary remedies available to CMS Energy and Consumers in the event of a counterparty's failure to perform under any of these contracts, there can be no assurances that the counterparties to these contracts will fulfill their obligations to provide natural gas or coal to CMS Energy or Consumers. The counterparties under the agreements could experience financial or operational problems that inhibit their ability to fulfill their obligations to CMS Energy or Consumers. In addition, counterparties under these contracts might not be required to supply natural gas or coal to CMS Energy or Consumers under certain circumstances, such as in the event of a natural disaster or severe weather.

If Consumers were unable to obtain its supply requirements, it could be required to purchase natural gas or coal at higher prices, implement its natural gas curtailment program filed with the MPSC, or purchase replacement power at higher prices.

Unplanned outages or maintenance could be costly for CMS Energy or Consumers.

Unforeseen outages or maintenance of the electric and gas delivery systems, power plants, gas infrastructure including storage facilities and compression stations, wind energy or solar equipment, energy storage assets, and energy products owned in whole or in part by CMS Energy or Consumers may be required for many reasons. When unplanned outages occur, CMS Energy and Consumers will not only incur unexpected maintenance expenses, but may also have to make spot market purchases of electric and gas commodities that may exceed CMS Energy's or Consumers' expected cost of generation or gas supply, be forced to curtail services, or retire a given asset if the cost or timing of the maintenance is not reasonable and prudent. Unplanned generator outages could reduce the capacity credit CMS Energy or Consumers receives from MISO and could cause CMS Energy or Consumers to incur additional capacity costs in future years.

General Risk Factors

CMS Energy and Consumers are exposed to counterparty risk.

Adverse economic conditions or financial difficulties experienced by counterparties with whom CMS Energy and Consumers do business could impair the ability of these counterparties to pay for CMS Energy's and Consumers' services and/or fulfill their contractual obligations, including performance and payment of damages. CMS Energy and Consumers depend on these counterparties to remit payments and perform contracted services in a timely and adequate fashion. In addition, any delay or default in payment or performance, including inadequate performance, of contractual obligations (such

as contractual obligations by third parties to purchase utility services, perform work, supply equipment, provide services, and meet related specifications or requirements), could have a material adverse effect on CMS Energy and Consumers.

Volatility and disruptions in capital and credit markets could have a negative impact on CMS Energy's and Consumers' lenders, vendors, contractors, suppliers, customers, and other counterparties, causing them to fail to meet their obligations.

CMS Energy and Consumers are exposed to significant reputational risks.

CMS Energy and Consumers could suffer negative impacts to their reputations as a result of operational incidents, accidents, actual or perceived violations of corporate policies or regulatory violations, inappropriate use of social media, or other events. Reputational damage could have a material adverse effect and could result in negative customer perception and increased regulatory oversight.

A work interruption or other union actions could adversely affect CMS Energy and Consumers.

At December 31, 2025, unions represent 45 percent of Consumers' employees and 22 percent of NorthStar Clean Energy's employees. Consumers' union agreements expire in 2030 and the majority of NorthStar Clean Energy's represented employees have an agreement that expires in 2029. If these employees were to engage in a strike, work stoppage, or other slowdown, CMS Energy or Consumers could experience a significant disruption in its operations and higher ongoing labor costs.

Failure to attract and retain an appropriately qualified workforce could adversely impact CMS Energy's and Consumers' results of operations.

In some areas, competition for skilled employees is high and if CMS Energy and Consumers were unable to match skill sets to future needs, they could encounter operating challenges and increased costs. These challenges could include a lack of resources, loss of knowledge, and delays in skill development. Additionally, higher costs could result from the use of contractors to replace employees, loss of productivity, and safety incidents. Failing to train replacement employees adequately and to transfer internal knowledge and expertise could adversely affect CMS Energy's and Consumers' ability to manage and operate their businesses.

Item 1B. Unresolved Staff Comments

None.

Item 1C. Cybersecurity

Enterprise Risk Management: CMS Energy and Consumers manage security risks, including cybersecurity risks, through a robust enterprise risk management program that includes people, processes, technology, and governance structures. The enterprise risk management program identifies risks that may significantly impact the business and informs the companies' risk-mitigation strategies. The enterprise risk management program is reviewed with the Board at least annually.

Cybersecurity Program: CMS Energy's and Consumers' security function, led by the Vice President of IT and Security and CIO, is accountable for cyber and physical security and is subject to various state, federal, and industry cybersecurity, physical security, and privacy regulations. Their cybersecurity program is responsible for assessing, identifying, and managing risks from cybersecurity threats using industry frameworks, as well as best practices developed by government and industry partners. All employees and contractors are required to complete annual trainings on a variety of security-related

topics. Additionally, the companies continuously upgrade technological investments designed to prevent, detect, and respond to attacks. The companies' electric, natural gas, and corporate systems each follow standards, controls, and requirements designed to maintain compliance with applicable regulations and standards, such as MPSC, NERC critical infrastructure protection, and payment card industry regulations. Technology projects and third-party service providers are reviewed for adherence to cybersecurity requirements.

CMS Energy's and Consumers' cybersecurity program focuses on finding and remediating vulnerabilities in their systems. The companies use third-party firms for penetration testing, audits, and assessments, and conduct technical exercises to practice their response to simulated events as well as tabletop exercises to test that response using their incident command system, including leadership decisions. The companies also have a dedicated, proactive function focused fully on monitoring CMS Energy's and Consumers' systems and responding when cybersecurity attacks occur. This includes regular information sharing with industry partners, peer utilities, and state and federal partners. The companies' incident response plan outlines the individuals responsible, the methods employed, and the timeline for notifying state and federal governmental agencies. The companies retain a third-party cybersecurity firm to assist with potentially significant cybersecurity incidents and have invested in cybersecurity insurance to offset costs incurred from any such cybersecurity incidents. To manage cybersecurity risks associated with the companies' use of third-party service providers, the companies incorporate security requirements into contracts, when deemed applicable, and pursue third-party security certifications for vendors with a higher risk profile.

CMS Energy and Consumers have experienced no material cybersecurity incidents; however, future cybersecurity incidents could materially affect their business strategy, results of operations, or financial condition. For additional details regarding these and other uncertainties, see Item 1A. Risk Factors.

Management's Role: The Vice President of IT and Security and CIO has over 25 years of IT and security experience and, to enhance governance, reports to the Executive Vice President of Business Transformation and Chief Legal and Administrative Officer. The Vice President of IT and Security and CIO is responsible for informing the CEO and other members of senior management, as necessary, about cybersecurity incidents, covering prevention, detection, mitigation, and remediation efforts as they are detected by the cybersecurity team. Cybersecurity incidents are managed using the companies' standard process for critical events. In the event of such cybersecurity incidents, the Vice President of IT and Security and CIO communicates and collaborates with the officers of the companies and subject matter experts to address business continuity, contingency, and recovery plans. Senior management will notify the Board, including the Audit Committee, of any significant cybersecurity incidents.

Board Oversight: As part of the Board's risk oversight process, senior management meets with the Board or Audit Committee at least twice annually to provide updates on and discuss cybersecurity. Such updates include a review of the companies' cybersecurity strategy, a scan of the threat landscape, and recent performance. Additionally, cybersecurity risks are included in the Audit Committee's risk oversight functions, which focus on operating and financial activities that could impact the companies' financial and other disclosure reporting. The Audit Committee's oversight involves reviewing and approving policies on risk assessment, controls, and accounting risk exposure. The Audit Committee also reviews internal audit reports regarding cybersecurity processes, and receives updates that focus on CMS Energy's and Consumers' cybersecurity program, mitigation of cybersecurity risks, and assessments by third-party experts. Of note, two members of the Board have extensive industry experience in cybersecurity and are on CMS Energy's and Consumers' Audit Committee.

Item 2. Properties

Descriptions of CMS Energy's and Consumers' properties are found in the following sections of Item 1. Business, all of which are incorporated by reference in this Item 2:

- General—CMS Energy
- General—Consumers
- Business Segments—Consumers Electric Utility—Electric Utility Properties
- Business Segments—Consumers Electric Utility—Electric Utility Generation and Supply Mix
- Business Segments—Consumers Gas Utility—Gas Utility Properties
- Business Segments—NorthStar Clean Energy—Non-utility Operations and Investments—Independent Power Production

Item 3. Legal Proceedings

For information regarding CMS Energy's and Consumers' significant pending administrative and judicial proceedings involving regulatory, operating, transactional, environmental, and other matters, see Item 8. Financial Statements and Supplementary Data—Notes to the Consolidated Financial Statements—Note 3, Regulatory Matters and Note 4, Contingencies and Commitments.

CMS Energy, Consumers, and certain of their affiliates are also parties to routine lawsuits and administrative proceedings incidental to their businesses involving, for example, claims for personal injury and property damage, contractual matters, various taxes, and rates and licensing.

Item 4. Mine Safety Disclosures

Not applicable.

Part II

Item 5. Market For Registrant's Common Equity, Related Stockholder Matters and Issuer Purchases of Equity Securities

CMS Energy

CMS Energy's common stock is traded on the New York Stock Exchange under the symbol CMS. At January 16, 2026, the number of registered holders of CMS Energy's common stock totaled 22,938, based on the number of record holders.

For additional information regarding securities authorized for issuance under equity compensation plans, see Item 8. Financial Statements and Supplementary Data—Notes to the Consolidated Financial Statements—Note 12, Stock-based Compensation and Item 12. Security Ownership of Certain Beneficial Owners and Management and Related Stockholder Matters. For additional information regarding dividends and dividend restrictions, see Item 8. Financial Statements and Supplementary Data—Notes to the Consolidated Financial Statements—Note 5, Financings and Capitalization.

Comparison of Five-year Cumulative Total Return

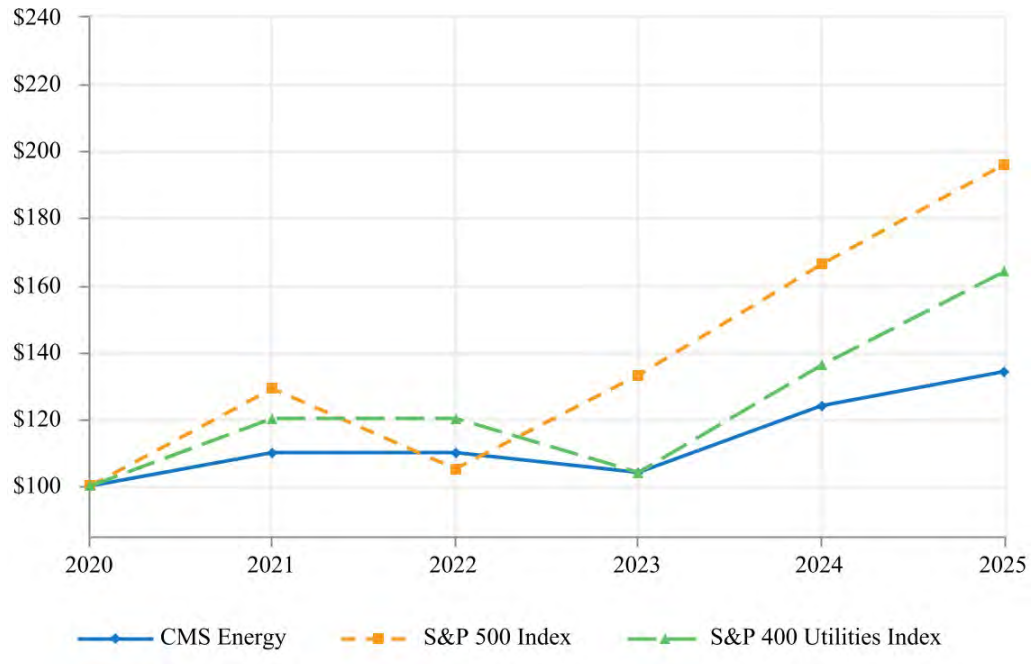

	Five-year Cumulative Total Return					
Company/Index	2020	2021	2022	2023	2024	2025
CMS Energy	$ 100	$ 110	$ 110	$ 104	$ 124	$ 134
S&P 500 Index	100	129	105	133	166	196
S&P 400 Utilities Index	100	120	120	104	136	164

These cumulative total returns assume reinvestments of dividends.

Consumers

Consumers' common stock is privately held by its parent, CMS Energy, and does not trade in the public market.

Issuer Repurchases of Equity Securities

CMS Energy repurchases common stock to satisfy the minimum statutory income tax withholding obligation for common shares that have vested under the PISP. The value of shares repurchased is based on the market price on the vesting date. Presented in the following table are CMS Energy's repurchases of common stock for the three months ended December 31, 2025:

Period	Total Number of Shares Purchased	Average Price Paid Per Share
October 1, 2025 to October 31, 2025	—	$ —
November 1, 2025 to November 30, 2025	132	73.99
December 1, 2025 to December 31, 2025	320	69.84
Total	452	$ 71.05

As of December 31, 2025, CMS Energy has no other publicly announced plans or programs that permit the repurchase of equity securities.

Unregistered Sales of Equity Securities

None.

Item 6. Reserved

Item 7. Management's Discussion and Analysis of Financial Condition and Results of Operations

This Management's Discussion and Analysis of Financial Condition and Results of Operations is a combined report of CMS Energy and Consumers.

Executive Overview

CMS Energy is an energy company operating primarily in Michigan. It is the parent holding company of several subsidiaries, including Consumers, an electric and gas utility, and NorthStar Clean Energy, primarily a domestic independent power producer and marketer. Consumers' electric utility operations include the generation, purchase, distribution, and sale of electricity, and Consumers' gas utility operations include the purchase, transmission, storage, distribution, and sale of natural gas. Consumers' customer base consists of a mix of primarily residential, commercial, and diversified industrial customers. NorthStar Clean Energy, through its subsidiaries and equity investments, is engaged in domestic independent power production, including the development and operation of renewable generation, and the marketing of independent power production.

CMS Energy and Consumers manage their businesses by the nature of services each provides. CMS Energy operates principally in three business segments: electric utility; gas utility; and NorthStar Clean Energy, its non-utility operations and investments. Consumers operates principally in two business segments: electric utility and gas utility. CMS Energy's and Consumers' businesses are affected primarily by:

- regulation and regulatory matters
- state and federal legislation
- economic conditions
- load growth
- weather
- energy commodity prices
- interest rates
- their securities' credit ratings

The Triple Bottom Line

CMS Energy's and Consumers' purpose is to provide safe, reliable, affordable, clean, and equitable energy in service of their customers. In support of this purpose, CMS Energy and Consumers couple digital transformation with the "CE Way," a lean operating system designed to improve safety, quality, cost, delivery, and employee morale.

CMS Energy and Consumers measure their progress toward the purpose by considering their impact on the "triple bottom line" of people, planet, and prosperity; this consideration takes into account not only the economic value that CMS Energy and Consumers create for customers and investors, but also their responsibility to social and environmental goals. The triple bottom line balances the interests of employees, customers, suppliers, regulators, creditors, Michigan's residents, the investment community, and other stakeholders, and it reflects the broader societal impacts of CMS Energy's and Consumers' activities.

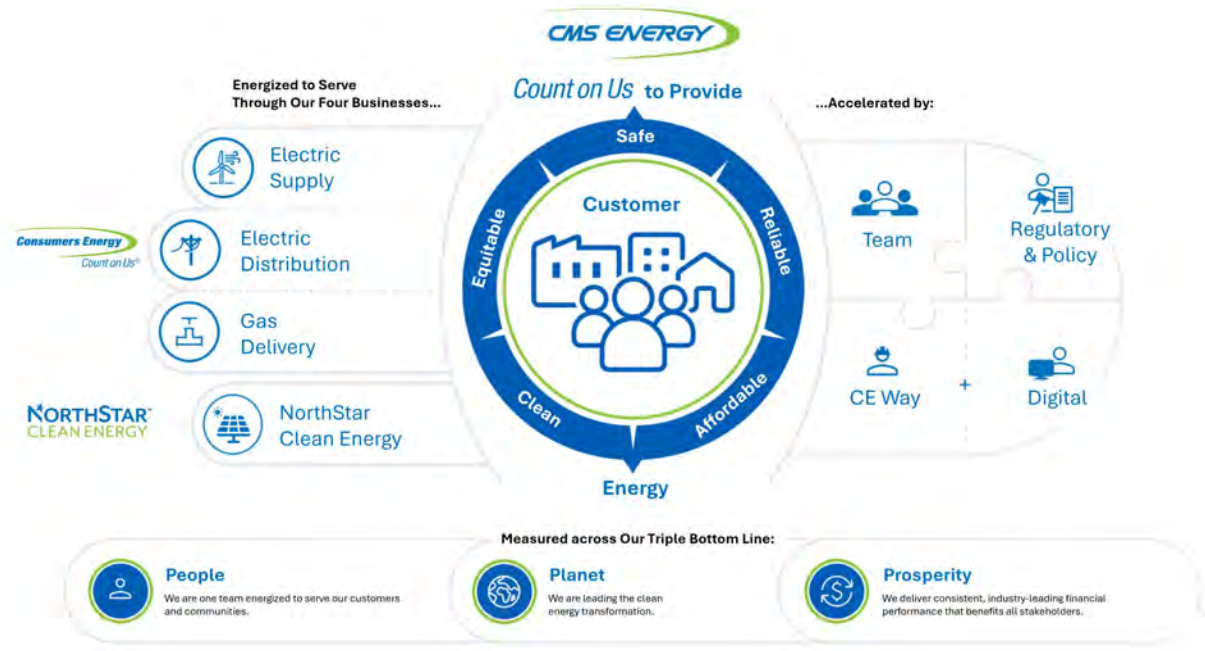

CMS Energy's Sustainability Report, which is available to the public, describes CMS Energy's and Consumers' progress toward world class performance measured in the areas of people, planet, and prosperity.

People: The people element of the triple bottom line represents CMS Energy's and Consumers' commitment to their employees, their customers, the residents of local communities in which they do business, and other stakeholders.

The safety of co-workers, customers, and the general public is a priority of CMS Energy and Consumers. Accordingly, CMS Energy and Consumers have worked to integrate a set of safety principles into their business operations and culture. These principles include complying with applicable safety, health, and security regulations and implementing programs and processes aimed at continually improving safety and security conditions.

CMS Energy and Consumers also place a high priority on customer value and on providing reliable, affordable, and equitable energy in service of their customers. Consumers' customer-driven investment program is aimed at improving safety and increasing electric and gas reliability.

In the electric rate case it filed with the MPSC in June 2025, Consumers updated its Reliability Roadmap, a five-year strategy to improve Consumers' electric distribution system and the reliability of the grid. The plan proposes spending through 2029 for projects designed to reduce the number and duration of power outages to customers through investment in infrastructure upgrades, vegetation management, and grid

modernization. Consumers has requested rate recovery of the investments needed to achieve the Reliability Roadmap's key objectives in its electric rate cases.

Central to Consumers' commitment to its customers are the initiatives it has undertaken to keep electricity and natural gas affordable, including:

- replacement of coal-fueled generation and PPAs with a cost-efficient and reliable mix of renewable energy, less-costly dispatchable generation sources, and energy waste reduction and demand response programs
- targeted infrastructure investment to reduce maintenance costs and improve reliability and safety
- supply chain optimization
- economic development to increase sales and reduce overall rates
- information and control system efficiencies
- employee and retiree health care cost sharing
- tax planning
- cost-effective financing
- workforce productivity enhancements

While inflationary pressures and tariffs could impact supply chain availability and pricing, CMS Energy and Consumers are taking steps to help mitigate the impact on their ability to provide safe, reliable, affordable, clean, and equitable energy in service of their customers.

Planet: The planet element of the triple bottom line represents CMS Energy's and Consumers' commitment to protect the environment. This commitment extends beyond compliance with various state and federal environmental, health, and safety laws and regulations. Management considers climate change and other environmental risks in strategy development, business planning, and enterprise risk management processes.

CMS Energy and Consumers continue to focus on opportunities to protect the environment and reduce their carbon footprint from owned generation. CMS Energy, including Consumers, has decreased its combined percentage of electric supply (self-generated and purchased) from coal by 24 percentage points since 2015. Additionally, as a result of actions already taken through 2025, preliminary data indicates Consumers has:

- reduced carbon dioxide emissions from owned generation by nearly 30 percent since 2005
- reduced methane emissions by more than 40 percent since 2012
- reduced the volume of water used to generate electricity by nearly 60 percent since 2012
- reduced landfill waste disposal by more than 2 million tons since 1992
- enhanced, restored, or protected more than 13,500 acres of land since 2017
- reduced sulfur dioxide and particulate matter emissions by more than 90 percent since 2005
- reduced NOx emissions by more than 85 percent since 2005
- reduced mercury emissions by more than 90 percent since 2007

Presented in the following illustration are Consumers' reductions in these emissions:

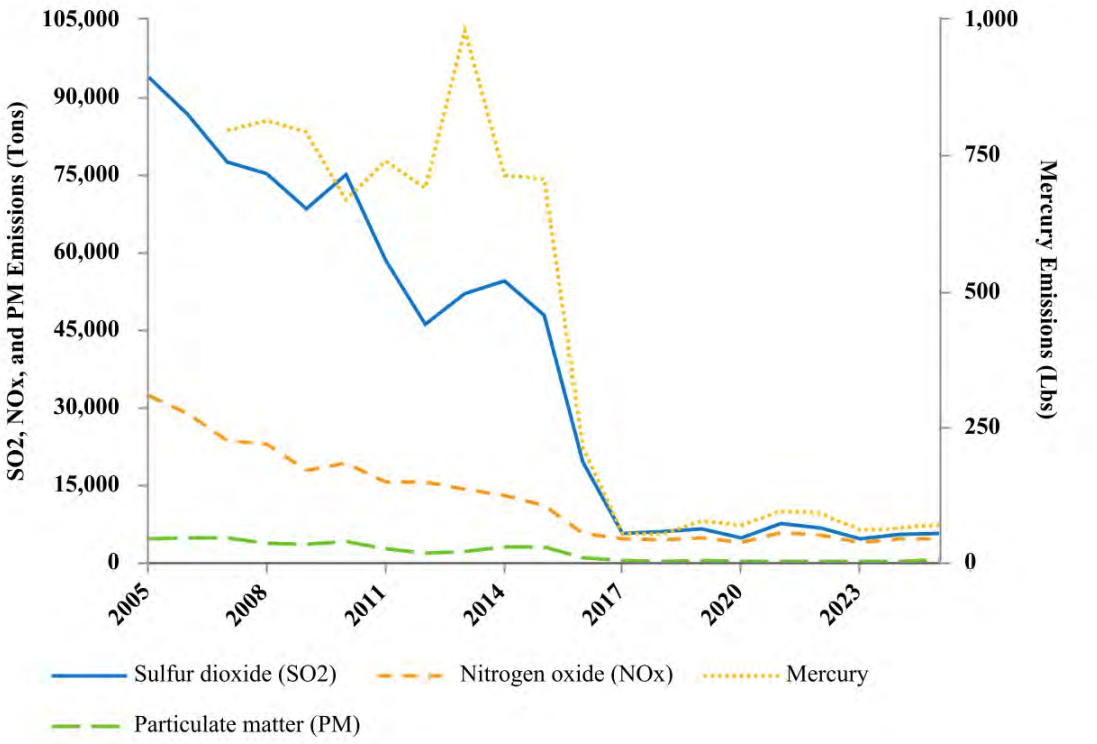

In 2023, Michigan enacted the 2023 Energy Law, which among other things:

- increased the renewable energy standard from 15 percent to 50 percent by 2030 and 60 percent by 2035; renewable energy generated anywhere within MISO can be applied to meeting this standard, with certain limitations
- established a clean energy standard of 80 percent by 2035 and 100 percent by 2040; low- or zero-carbon emitting resources, such as nuclear generation and natural gas generation coupled with carbon capture, qualify as clean energy sources under this standard
- enhanced existing incentives for energy efficiency programs and returns earned on new clean or renewable PPAs
- created a new energy storage standard, requiring electric utilities to file plans by 2029 to help achieve a statewide target of 2,500 MW
- expanded the statutory cap on distributed generation resources to 10 percent of the electric utility's five-year average peak load

Consumers' Electric Supply Plan, its long-term strategy for delivering safe, reliable, affordable, clean, and equitable energy to its customers, is outlined in its integrated resource plan and incorporates Consumers' Renewable Energy Plan. The Electric Supply Plan is Consumers' blueprint for compliance with Michigan's 2023 Energy Law and for advancing sustainability objectives.

To meet these objectives, Consumers is executing a multi-faceted strategy. This strategy involves taking steps to end the use of coal, including the retirement of the D.E. Karn coal-fueled generating units, totaling 515 MW of nameplate capacity, in 2023 and obtaining MPSC approval to retire J.H. Campbell, totaling 1,407 MW of nameplate capacity. The retirement of J.H. Campbell is subject to temporary extensions under emergency orders issued by the U.S. Secretary of Energy. For a more detailed

discussion of the emergency orders, see Consumers Electric Utility Outlook and Uncertainties—J.H. Campbell Emergency Orders and Item 8. Financial Statements and Supplementary Data—Notes to the Consolidated Financial Statements—Note 3, Regulatory Matters.

To continue providing controllable sources of electricity to customers, Consumers purchased the Covert Generating Station, representing 1,200 MW of nameplate capacity, in 2023 and has solicited additional capacity from controllable sources of electricity to customers.

Consumers' updates to its Renewable Energy Plan include up to 9,000 MW of both purchased and owned solar energy resources and up to 4,000 MW of wind energy resources. Coupled with updates to its integrated resource plan, these actions position Consumers to achieve 60-percent renewable energy by 2035 and 100-percent clean energy by 2040, and will also contribute to Consumers' achievement of the emissions reductions goals discussed below.

Under its Methane Reduction Plan, Consumers has set a goal of net-zero methane emissions from its natural gas delivery system by 2030. Consumers plans to reduce methane emissions from its system by about 80 percent from 2012 baseline levels by accelerating the replacement of aging pipe, rehabilitating or retiring outdated infrastructure, and adopting new technologies and practices. The remaining emissions will likely be offset through clean fuel alternatives or nature-based carbon removal pathways. To date, Consumers has reduced methane emissions by more than 40 percent.

Consumers has also set a goal to reduce customer greenhouse gas emissions by 25 percent by 2035. Consumers expects to meet this goal through carbon offset measures, renewable natural gas, energy efficiency and demand response programs, and the adoption of cost-effective emerging technologies once proven and commercially available.

Additionally, to advance its environmental stewardship in Michigan and to minimize the impact of future regulations, Consumers set the following goals for the five-year period 2023 through 2027:

- to enhance, restore, or protect 6,500 acres of land through 2027; Consumers surpassed this goal during the three-year period 2023 through 2025 and enhanced, restored, or protected 6,700 acres of land
- to reduce water usage by 1.7 billion gallons through 2027; Consumers had reduced water usage by more than 1.9 billion gallons towards this goal
- to annually divert a minimum of 90 percent of waste from landfills (through waste reduction, recycling, and reuse); during 2025, Consumers' rate of waste diverted from landfills was 93 percent

CMS Energy and Consumers are monitoring numerous legislative, policy, executive, and regulatory initiatives, including those related to regulation and reporting of greenhouse gases, and related litigation. While CMS Energy and Consumers cannot predict the outcome of these matters, which could affect them materially, they intend to continue to move forward with a triple-bottom-line approach that focuses on people, planet, and prosperity.

Prosperity: The prosperity element of the triple bottom line represents CMS Energy's and Consumers' commitment to meeting their financial objectives and providing economic development opportunities and benefits in the communities in which they do business. CMS Energy's and Consumers' financial strength allows them to maintain solid investment-grade credit ratings and thereby reduce funding costs for the benefit of customers and investors, to attract and retain talent, and to reinvest in the communities they serve.

In 2025, CMS Energy's net income available to common stockholders was $1.1 billion, and diluted EPS were $3.53. This compares with net income available to common stockholders of $993 million and diluted EPS of $3.33 in 2024. In 2025, higher gas and electric sales, due primarily to favorable weather, and electric and gas rate increases were offset partially by increased depreciation and property taxes, reflecting higher capital spending, and higher interest charges. A more detailed discussion of the factors affecting CMS Energy's and Consumers' performance can be found in the Results of Operations section that follows this Executive Overview.

Over the next five years, Consumers expects weather-normalized electric deliveries to increase compared to 2025. This outlook reflects strong growth in electric demand, offset partially by the effects of energy waste reduction programs. Weather-normalized gas deliveries are expected to remain stable relative to 2025, reflecting modest growth in gas demand, offset by the effects of energy waste reduction programs.

Performance: Impacting the Triple Bottom Line

CMS Energy and Consumers remain committed to delivering safe, reliable, affordable, clean, and equitable energy in service of their customers and positively impacting the triple bottom line of people, planet, and prosperity. During 2025, CMS Energy and Consumers:

- connected over 140,000 customers with $60 million in energy-bill assistance and helped make over $100 million in statewide aid available for 2026, reinforcing Consumers' commitment to affordability
- began operations at Muskegon Solar Energy Center, a 1,900-acre project generating 250 MW of clean energy to power 40,000 homes and businesses, supporting Michigan's energy needs and advancing the company's long-term clean energy strategy
- reached an agreement with a new data center expected to add more than 1 GW of incremental load growth in our service territory, supporting long-term sales growth and delivering economic benefits for Michigan
- expanded the use of drone technology enabling faster, safer inspections of 400 miles of hard-to-reach power lines and infrastructure resulting in reduced average outage time per customer and improved storm recovery capabilities
- announced the launch of "Green Giving," a program enabling the general public to contribute to renewable energy while offering financial benefits to low-income customers, along with a new Residential Renewable Energy Program, which allows customers of all income levels to subscribe and match their energy usage with renewable energy sources, supporting clean energy initiatives
- moved forward with an aggressive plan to enhance grid reliability for nearly 2 million homes and businesses by clearing trees along 8,000 miles of power lines and creating a modern, stronger, and more resilient power grid through infrastructure upgrades and technology investments
- deployed eight state-of-the-art vehicles that survey the company's nearly 30,000-mile gas distribution system to find methane emissions, enhancing safety and reliability for Consumers' natural gas customers
- experienced success with the underground power line pilot program in early 2025, with pilot areas seeing 100-percent reduction in storm-related outages and improved customer satisfaction

CMS Energy and Consumers will continue to utilize the CE Way to enable them to achieve world class performance and positively impact the triple bottom line. Consumers' investment plan and the regulatory environment in which it operates also drive its ability to impact the triple bottom line.

Investment Plan: Over the next five years, Consumers expects to make significant expenditures on infrastructure upgrades, replacements, and clean generation. While it has a large number of potential investment opportunities that would add customer value, Consumers has prioritized its spending based on

the criteria of enhancing public safety, increasing reliability, maintaining affordability for its customers, and advancing its environmental stewardship. Consumers' investment program, which is subject to approval through general rate case and other MPSC proceedings, is expected to result in annual rate-base growth of more than 8 percent. This rate-base growth, together with cost-control measures, should allow Consumers to maintain affordable customer prices.

Presented in the following illustration are Consumers' planned capital expenditures through 2030 of $24.1 billion:

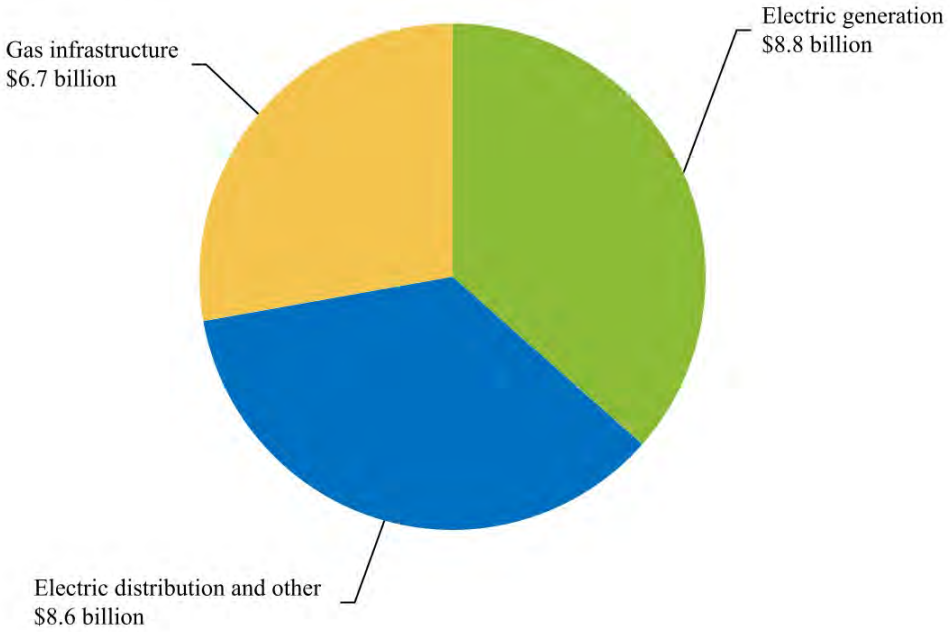

Of this amount, Consumers plans to spend $8.8 billion on electric generation, which includes solar, wind, and natural gas-fueled generation, as well as energy storage. Consumers also expects to spend $15.3 billion over the next five years primarily to maintain and upgrade its electric distribution systems and gas infrastructure in order to enhance safety and reliability, improve customer satisfaction, reduce energy waste on those systems, and facilitate its clean energy transformation. Electric distribution and other projects comprise $8.6 billion primarily to strengthen circuits and substations, replace poles, and interconnect clean energy resources. The gas infrastructure projects comprise $6.7 billion to sustain deliverability, enhance pipeline integrity and safety, and reduce methane emissions.

Regulation: Regulatory matters are a key aspect of Consumers' business, particularly rate cases and regulatory proceedings before the MPSC, which permit recovery of new investments while helping to ensure that customer rates are fair and affordable. Important regulatory events and developments not already discussed are summarized below.

2024 Electric Rate Case: In March 2025, the MPSC issued an order authorizing an annual rate increase of $176 million, which is inclusive of a $22 million surcharge for the recovery of distribution investments made in 2023 that exceeded the rate amounts authorized in accordance with previous electric rate orders. The approved rate increase is based on a 9.90-percent authorized return on equity. The new rates became effective in April 2025

2025 Electric Rate Case: In June 2025, Consumers filed an application with the MPSC seeking a rate increase of $460 million, made up of two components. First, Consumers requested a $436 million annual rate increase, based on a 10.25-percent authorized return on equity for the projected 12-month period ending April 30, 2027. The filing requested authority to recover costs related to new infrastructure investment primarily in distribution system reliability. Second, Consumers requested approval of a $24 million surcharge for the recovery of distribution investments made during the 12 months ended February 28, 2025 that exceeded the rate amounts authorized in accordance with previous electric rate orders. In October 2025, Consumers revised its requested increase to $447 million, which includes the $24 million surcharge to recover deferred distribution investments. The MPSC must issue a final order in this case before or in April 2026.

2024 Gas Rate Case: In September 2025, the MPSC issued an order authorizing an annual rate increase of $157.5 million, based on a 9.80-percent authorized return on equity. The new rates became effective in November 2025.

2025 Gas Rate Case: In December 2025, Consumers filed an application with the MPSC seeking an annual rate increase of $240 million based on a 10.25-percent authorized return on equity for the projected 12-month period ending October 31, 2027. The MPSC must issue a final order in this case before or in October 2026.

Looking Forward

CMS Energy and Consumers will continue to consider the impact on the triple bottom line of people, planet, and prosperity in their daily operations as well as in their long-term strategic decisions. Consumers will continue to seek fair and timely regulatory treatment that will support its customer-driven investment plan, while pursuing cost-control measures that will allow it to maintain sustainable customer base rates. The CE Way is an important means of realizing CMS Energy’s and Consumers’ purpose of providing safe, reliable, affordable, clean, and equitable energy in service of their customers.

Results of Operations

CMS Energy Consolidated Results of Operations

In Millions, Except Per Share Amounts

Years Ended December 31	2025	2024	Change
Net Income Available to Common Stockholders	$ 1,061	$ 993	$ 68
Basic Earnings Per Average Common Share	$ 3.53	$ 3.34	$ 0.19
Diluted Earnings Per Average Common Share	$ 3.53	$ 3.33	$ 0.20

In Millions

Years Ended December 31	2025	2024	Change
Electric utility	$ 719	$ 681	$ 38
Gas utility	409	328	81
NorthStar Clean Energy	71	63	8
Corporate interest and other	(138)	(79)	(59)
Net Income Available to Common Stockholders	$ 1,061	$ 993	$ 68

For a summary of net income available to common stockholders for 2024 versus 2023, as well as detailed changes by reportable segment, see Item 7. Management's Discussion and Analysis of Financial Condition and Results of Operations—Results of Operations, in the Form 10-K for the fiscal year ended December 31, 2024, filed February 11, 2025.

Presented in the following table is a summary of changes to net income available to common stockholders for 2025 versus 2024:

			In Millions
Year Ended December 31, 2024			$ 993
Reasons for the change			
Consumers electric utility and gas utility			
Electric sales	$	49	
Gas sales		151	
Electric rate increase		210	
Gas rate increase, including gain amortization in lieu of rate relief		71	
Lower coal-fueled generation costs[1]		26	
Higher income tax expenses		(87)	
Higher depreciation and amortization		(63)	
Higher interest charges		(43)	
Higher property taxes, reflecting higher capital spending		(29)	
Higher IT expenses, including early-phase ERP implementation costs		(27)	
Higher service restoration costs, net of 2025 deferred storm expense[2]		(25)	
Higher vegetation management costs		(25)	
Higher other electric distribution costs		(13)	
Higher other electric supply costs		(21)	
Higher other maintenance and operating expenses		(30)	
Impairment of project development assets		(15)	
Absence of ASP revenue, net of expense, due to sale in 2024[3]		(5)	
Lower other income, net of expenses		(5)	
			$ 119
NorthStar Clean Energy			8
Corporate interest and other			(59)
Year Ended December 31, 2025			$ 1,061

[1] See Item 8. Financial Statements and Supplementary Data—Notes to the Consolidated Financial Statements—Note 3, Regulatory Matters—Consumers Electric Utility—J.H. Campbell Emergency Order.

[2] See Item 8. Financial Statements and Supplementary Data—Notes to the Consolidated Financial Statements—Note 3, Regulatory Matters—Regulatory Assets—Service Restoration Cost Deferral.

[3] See Item 8. Financial Statements and Supplementary Data—Notes to the Consolidated Financial Statements—Note 3, Regulatory Matters—Regulatory Liabilities—ASP Gain.

Consumers Electric Utility Results of Operations

Presented in the following table are the detailed changes to the electric utility's net income available to common stockholders for 2025 versus 2024:

		In Millions
Year Ended December 31, 2024		$ 681
Reasons for the change		
Electric deliveries[1] and rate increases		
Rate increase, including return on higher renewable capital spending	$ 210	
Higher revenue due primarily to higher sales volume	29	
Lower energy waste reduction program revenues	(8)	
Higher other revenues	20	
		$ 251
Maintenance and other operating expenses		
Lower coal-fueled generation costs[2]	26	
Lower energy waste reduction program costs	8	
Higher service restoration costs, net of 2025 deferred storm expense[3]	(25)	
Higher vegetation management costs	(25)	
Higher other supply costs	(21)	
Higher IT expenses, including early-phase ERP implementation costs	(19)	
Higher other distribution costs	(13)	
Higher other maintenance and operating expenses	(11)	
		(80)
Depreciation and amortization		
Increased plant in service, reflecting higher capital spending		(38)
General taxes		
Higher property taxes, reflecting higher capital spending		(16)
Other income, net of expenses		(2)
Interest charges		(29)
Income taxes		
Higher electric utility pre-tax earnings	(25)	
Absence of 2024 deferred tax liability reversals	(11)	
State deferred tax remeasurement[4]	(8)	
Higher other income taxes	(4)	
		(48)
Year Ended December 31, 2025		$ 719

[1] Deliveries to end-use customers were 37.4 billion kWh in 2025 and 36.8 billion kWh in 2024.

[2] See Item 8. Financial Statements and Supplementary Data—Notes to the Consolidated Financial Statements—Note 3, Regulatory Matters—Consumers Electric Utility—J.H. Campbell Emergency Order.

[3] See Item 8. Financial Statements and Supplementary Data—Notes to the Consolidated Financial Statements—Note 3, Regulatory Matters—Regulatory Assets—Service Restoration Cost Deferral.

[4] See Item 8. Financial Statements and Supplementary Data—Notes to the Consolidated Financial Statements—Note 13, Income Taxes.

Consumers Gas Utility Results of Operations

Presented in the following table are the detailed changes to the gas utility's net income available to common stockholders for 2025 versus 2024:

		In Millions
Year Ended December 31, 2024		$ 328
Reasons for the change		
Gas deliveries[1] and rate increases		
Rate increase	$ 60	
Higher revenue due primarily to the absence of 2024 unfavorable weather	155	
Higher energy waste reduction program revenues	16	
Absence of ASP business revenue[2]	(19)	
ASP gain customer bill credit[2]	(20)	
Lower other revenues	(3)	
		$ 189
Maintenance and other operating expenses		
Amortization of ASP gain[2]	30	
Absence of 2024 ASP business expense[2]	14	
Higher energy waste reduction program costs	(16)	
Impairment of project development assets	(15)	
Higher IT expenses, including early-phase ERP implementation costs	(8)	
Higher maintenance and other operating expenses	(19)	
		(14)
Depreciation and amortization		
Increased plant in service, reflecting higher capital spending		(25)
General taxes		
Higher property taxes, reflecting higher capital spending		(13)
Other income, net of expenses		(3)
Interest charges		(14)
Income taxes		
Higher gas utility pre-tax earnings	(31)	
Absence of 2024 deferred tax liability reversals	(5)	
State deferred tax remeasurement[3]	(4)	
Lower other income taxes	1	
		(39)
Year Ended December 31, 2025		$ 409

[1] Deliveries to end-use customers were 311 Bcf in 2025 and 268 Bcf in 2024.

[2] See Item 8. Financial Statements and Supplementary Data—Notes to the Consolidated Financial Statements—Note 3, Regulatory Matters—Regulatory Liabilities—ASP Gain.

[3] See Item 8. Financial Statements and Supplementary Data—Notes to the Consolidated Financial Statements—Note 13, Income Taxes.

NorthStar Clean Energy Results of Operations

Presented in the following table are the detailed changes to NorthStar Clean Energy's net income available to common stockholders for 2025 versus 2024:

		In Millions
Year Ended December 31, 2024	$	63
Reason for the change		
Higher renewable earnings primarily driven by new project development	$	26
Lower other expenses		7
Higher tax expenses		(3)
Lower operating earnings, due primarily to planned major outage at DIG		(22)
Year Ended December 31, 2025	$	71

Corporate Interest and Other Results of Operations

Presented in the following table are the detailed changes to corporate interest and other results for 2025 versus 2024:

		In Millions
Year Ended December 31, 2024	$	(79)
Reasons for the change		
Higher interest charges	$	(61)
Lower gains on extinguishment of debt[1]		(38)
Higher interest earnings and other		21
Lower tax expense		19
Year Ended December 31, 2025	$	(138)

[1] See Item 8. Financial Statements and Supplementary Data—Notes to the Consolidated Financial Statements—Note 5, Financings and Capitalization—CMS Energy's Purchase of Consumers' First Mortgage Bonds.

Cash Position, Investing, and Financing

At December 31, 2025, CMS Energy had $615 million of consolidated cash and cash equivalents, which included $106 million of restricted cash and cash equivalents. At December 31, 2025, Consumers had $111 million of consolidated cash and cash equivalents, which included $86 million of restricted cash and cash equivalents.

For specific components of net cash provided by operating activities, net cash used in investing activities, and net cash provided by financing activities for 2024 versus 2023, see Item 7. Management's Discussion and Analysis of Financial Condition and Results of Operations—Cash Position, Investing, and Financing, in the Form 10-K for the fiscal year ended December 31, 2024, filed February 11, 2025.

Operating Activities

Presented in the following table are specific components of net cash provided by operating activities for 2025 versus 2024:

		In Millions
CMS Energy, including Consumers		
Year Ended December 31, 2024	$	2,370
Reasons for the change		
Higher net income	$	55
Non-cash transactions[1]		133
Unfavorable impact of changes in core working capital,[2] due primarily to fluctuations in gas prices and higher undercollections of PSCR		(107)
Unfavorable impact of changes in other assets and liabilities, due primarily to lower tax-credit sale proceeds and higher service restoration[3] and renewable energy expenditures		(216)
Year Ended December 31, 2025	$	2,235
Consumers		
Year Ended December 31, 2024	$	2,446
Reasons for the change		
Higher net income	$	120
Non-cash transactions[1]		(26)
Unfavorable impact of changes in core working capital,[2] due primarily to fluctuations in gas prices and higher undercollections of PSCR		(102)
Unfavorable impact of changes in other assets and liabilities, due primarily to higher income tax payments to CMS Energy and service restoration[3] and renewable energy expenditures		(200)
Year Ended December 31, 2025	$	2,238

1 Non-cash transactions comprise depreciation and amortization, changes in deferred income taxes and investment tax credits, bad debt expense, and other non-cash operating activities and reconciling adjustments.

2 Core working capital comprises accounts receivable, accrued revenue, inventories, accounts payable, and accrued rate refunds.

3 See Item 8. Financial Statements and Supplementary Data—Notes to the Consolidated Financial Statements—Note 3, Regulatory Matters.

Investing Activities

Presented in the following table are specific components of net cash used in investing activities for 2025 versus 2024:

		In Millions
CMS Energy, including Consumers		
Year Ended December 31, 2024	$	(3,054)
Reasons for the change		
Higher capital expenditures	$	(806)
Absence of proceeds from sale of ASP business in 2024		(124)
Other investing activities, primarily higher cost to retire property		(54)
Year Ended December 31, 2025	$	(4,038)
Consumers		
Year Ended December 31, 2024	$	(2,872)
Reasons for the change		
Higher capital expenditures	$	(472)
Absence of proceeds from sale of ASP business in 2024		(124)
Other investing activities, primarily higher cost to retire property		(67)
Year Ended December 31, 2025	$	(3,535)

Financing Activities

Presented in the following table are specific components of net cash provided by financing activities for 2025 versus 2024:

		In Millions
CMS Energy, including Consumers		
Year Ended December 31, 2024	$	614
Reasons for the change		
Higher debt issuances	$	1,647
Higher debt retirements		(198)
Higher repayments of notes payable		(37)
Higher issuances of common stock		239
Higher payments of dividends on common stock		(37)
Proceeds from sale of membership interests in VIEs		59
Lower contributions from noncontrolling interest		(1)
Higher distributions to noncontrolling interest		(2)
Other financing activities, primarily higher debt issuance costs		(44)
Year Ended December 31, 2025	$	2,240
Consumers		
Year Ended December 31, 2024	$	489
Reasons for the change		
Lower debt issuances	$	(174)
Lower debt retirements		274
Higher repayments of notes payable		(37)
Borrowings from CMS Energy		340
Higher stockholder contribution from CMS Energy		185
Absence of return of stockholder contribution to CMS Energy in 2024		320
Higher payments of dividends on common stock		(103)
Other financing activities		(5)
Year Ended December 31, 2025	$	1,289

Capital Resources and Liquidity

CMS Energy and Consumers expect to have sufficient liquidity to fund their present and future commitments. CMS Energy uses dividends and tax-sharing payments from its subsidiaries and external financing and capital transactions to invest in its utility and non-utility businesses, retire debt, pay dividends, and fund its other obligations. The ability of CMS Energy's subsidiaries, including Consumers, to pay dividends to CMS Energy depends upon each subsidiary's revenues, earnings, cash needs, and other factors. In addition, Consumers' ability to pay dividends is restricted by certain terms included in its articles of incorporation and potentially by FERC requirements and provisions under the Federal Power Act and the Natural Gas Act. For additional details on Consumers' dividend restrictions, see Item 8. Financial Statements and Supplementary Data—Notes to the Consolidated Financial Statements—Note 5, Financings and Capitalization—Dividend Restrictions. During the year ended December 31, 2025, Consumers paid $898 million in dividends on its common stock to CMS Energy.

Consumers uses cash flows generated from operations, external financing transactions, and the monetization of tax credits, along with stockholder contributions from CMS Energy, to fund capital expenditures, retire debt, pay dividends, and fund its other obligations. Consumers also uses these sources of funding to contribute to its employee benefit plans.

Financing and Capital Resources: CMS Energy and Consumers rely on the capital markets to fund their robust capital plan. Barring any sustained market dislocations or disruptions, CMS Energy and Consumers expect to continue to have ready access to the financial and capital markets and will continue to explore possibilities to take advantage of market opportunities as they arise with respect to future funding needs. If access to these markets were to diminish or otherwise become restricted, CMS Energy and Consumers would implement contingency plans to address debt maturities, which could include reduced capital spending.

In 2023, CMS Energy entered into an equity offering program under which it may sell shares of its common stock having an aggregate sales price of up to $1 billion in privately negotiated transactions, in "at the market" offerings, or through forward sales transactions. During the year ended December 31, 2025, CMS Energy settled forward sale contracts issued under this program, resulting in net proceeds of $497 million. Following these settlements, CMS Energy has $8 million in outstanding forward contracts under the program, maturing November 30, 2026.

CMS Energy, NorthStar Clean Energy, and Consumers use revolving credit facilities for general working capital purposes and to issue letters of credit. At December 31, 2025, CMS Energy had $715 million of its revolving credit facility available, NorthStar Clean Energy had $5 million available under its revolving credit facility, and Consumers had $1.4 billion available under its revolving credit facilities.

An additional source of liquidity is Consumers' commercial paper program, which allows Consumers to issue, in one or more placements, up to $500 million in aggregate principal amount of commercial paper notes with maturities of up to 365 days at market interest rates. These issuances are supported by Consumers' revolving credit facilities. While the amount of outstanding commercial paper does not reduce the available capacity of the revolving credit facilities, Consumers does not intend to issue commercial paper in an amount exceeding the available capacity of the facilities. At December 31, 2025, there were no commercial paper notes outstanding under this program.

For additional details about these programs and facilities, see Item 8. Financial Statements and Supplementary Data—Notes to the Consolidated Financial Statements—Note 5, Financings and Capitalization.

Certain of CMS Energy's, NorthStar Clean Energy's, and Consumers' credit agreements contain covenants that require each entity to maintain certain financial ratios, as defined therein. At December 31, 2025, no default had occurred with respect to any of the financial covenants contained in these credit agreements. Each of the entities was in compliance with the covenants contained in their respective credit agreements as of December 31, 2025, as presented in the following table:

	Limit	Actual
CMS Energy, parent only		
Debt to capital[1]	≤ 0.70 to 1.0	0.56 to 1.0
NorthStar Clean Energy		
Debt to capital[2]	≤ 0.50 to 1.0	0.14 to 1.0
Debt service coverage[2]	≥ 2.00 to 1.0	5.03 to 1.0
Pledged equity interests to aggregate commitment[2,3]	≥ 2.00 to 1.0	2.06 to 1.0
Consumers		
Debt to capital[4]	≤ 0.65 to 1.0	0.51 to 1.0

1 Applies to CMS Energy's revolving credit agreement and letter of credit reimbursement agreement.

2 Applies to NorthStar Clean Energy's revolving credit agreement.

3 The aggregate book value of the pledged equity interests under the revolving credit agreement was at least two-times the aggregate commitment under the revolving credit agreement at December 31, 2025.

4 Applies to Consumers' revolving credit agreements and certain letter of credit reimbursement agreements.

Material Cash Requirements: Based on the present investment plan, during 2026, CMS Energy, including Consumers, projects capital expenditures of $4.4 billion and Consumers projects capital expenditures of $4.1 billion. CMS Energy's 2026 contractual commitments comprise $2.4 billion of purchase obligations and $1.8 billion of principal and interest payments on long-term debt. Consumers' 2026 contractual commitments comprise $2.1 billion of purchase obligations and $1.1 billion of principal and interest payments on long-term debt.

Components of CMS Energy's and Consumers' cash management plan include controlling operating expenses and capital expenditures and evaluating market conditions for financing and refinancing opportunities. CMS Energy's and Consumers' present level of cash and expected cash flows from operating activities, together with access to sources of liquidity, are anticipated to be sufficient to fund contractual obligations and other material cash requirements for 2026 and beyond.

Capital Expenditures: Over the next five years, CMS Energy and Consumers expect to make substantial capital investments. The companies may revise their forecast of capital expenditures periodically due to a number of factors, including environmental regulations, MPSC approval or disapproval, business opportunities, market volatility, economic trends, and the ability to access capital. Presented in the

following table are CMS Energy's and Consumers' estimated capital expenditures, including lease commitments, for 2026 through 2030:

In Billions

	2026	2027	2028	2029	2030	Total
CMS Energy, including Consumers						
Consumers	$ 4.1	$ 5.4	$ 5.7	$ 5.0	$ 3.9	$ 24.1
NorthStar Clean Energy	0.3	0.4	0.5	0.4	0.1	1.7
Total CMS Energy	$ 4.4	$ 5.8	$ 6.2	$ 5.4	$ 4.0	$ 25.8
Consumers						
Electric utility operations	$ 3.0	$ 4.1	$ 4.4	$ 3.5	$ 2.4	$ 17.4
Gas utility operations	1.1	1.3	1.3	1.5	1.5	6.7
Total Consumers	$ 4.1	$ 5.4	$ 5.7	$ 5.0	$ 3.9	$ 24.1

Other Material Cash Requirements: Presented in the following table are CMS Energy's and Consumers' material cash obligations from known contractual and other legal obligations:

In Billions

	Payments Due	
December 31, 2025	Less Than One Year	Total
CMS Energy, including Consumers		
Long-term debt	$ 1.0	$ 18.9
Interest payments on long-term debt	0.8	15.1
Purchase obligations	2.4	20.6
AROs	0.1	2.7
Total obligations	$ 4.3	$ 57.3
Consumers		
Long-term debt	$ 0.6	$ 13.2
Interest payments on long-term debt	0.5	8.0
Purchase obligations	2.1	19.7
AROs	0.1	2.6
Total obligations	$ 3.3	$ 43.5

Purchase obligations arise from long-term contracts for the purchase of commodities and related services, primarily long-term PPAs, and construction and service agreements. For more information on CMS Energy's and Consumers' purchase obligations, see Item 8. Financial Statements and Supplementary Data—Notes to the Consolidated Financial Statements—Note 4, Contingencies and Commitments—Contractual Commitments.

CMS Energy, Consumers, and certain of their subsidiaries enter into various arrangements in the normal course of business to facilitate commercial transactions with third parties. These arrangements include indemnities, surety bonds, letters of credit, and financial and performance guarantees. For additional details on indemnity and guarantee arrangements, see Item 8. Financial Statements and Supplementary Data—Notes to the Consolidated Financial Statements—Note 4, Contingencies and Commitments—Guarantees. For additional details on letters of credit and CMS Energy's forward sales contracts, see Item 8. Financial Statements and Supplementary Data—Notes to the Consolidated Financial Statements—Note 5, Financings and Capitalization.

Outlook

Several business trends and uncertainties may affect CMS Energy's and Consumers' financial condition and results of operations. These trends and uncertainties could have a material impact on CMS Energy's and Consumers' consolidated income, cash flows, or financial position.

During 2025, the federal government took numerous executive actions related to tariffs and trade, alleviating regulatory burdens, and environmental regulations and enforcement, among other areas of potential impact. Many of these actions require further implementation by federal agencies and departments, and some of these actions will likely be subject to further judicial review. CMS Energy and Consumers continue to monitor these executive actions and will continue taking steps to deliver consistently on the triple bottom line.

For additional details regarding these and other uncertainties, see Forward-looking Statements and Information; Item 1A. Risk Factors; and Item 8. Financial Statements and Supplementary Data—Notes to the Consolidated Financial Statements—Note 3, Regulatory Matters and Note 4, Contingencies and Commitments.

Consumers Electric Utility Outlook and Uncertainties

Energy Supply: Consumers' Electric Supply Plan, its long-term strategy for delivering safe, reliable, affordable, clean, and equitable energy to its customers, is outlined in its integrated resource plan and incorporates Consumers' Renewable Energy Plan. The Electric Supply Plan is Consumers' blueprint for compliance with Michigan's 2023 Energy Law and for advancing sustainability objectives.

Among other things, the 2023 Energy Law:

- increased the renewable energy standard from 15 percent to 50 percent by 2030 and 60 percent by 2035
- established a clean energy standard of 80 percent by 2035 and 100 percent by 2040; low- or zero-carbon emitting resources, such as nuclear generation and natural gas generation coupled with carbon capture, qualify as clean energy sources under this standard
- created a new energy storage standard, requiring electric utilities to file plans by 2029 to help achieve a statewide target of 2,500 MW; the MPSC Staff has indicated that Consumers' share of this target is 817 MW

Consumers' integrated resource planning process provides a clear path toward these goals. Updates to its integrated resource plan will be filed in 2026 to reinforce and expand that pathway, while recent updates to the Renewable Energy Plan—approved by the MPSC in September 2025—position Consumers to achieve 60-percent renewable energy by 2035 and 100-percent clean energy by 2040.

To meet these objectives, Consumers is executing a multi-faceted strategy:

- Ending the use of coal—In 2023, Consumers retired the D.E. Karn coal-fueled generating units, totaling 515 MW of nameplate capacity, and as authorized by the MPSC, issued securitization bonds to finance the recovery of and return on those units. Additionally, Consumers obtained MPSC approval to retire J.H. Campbell in May 2025, totaling 1,407 MW of nameplate capacity, and to recover its remaining book value plus a 9.0-percent return on equity through regulatory asset treatment upon its retirement. As discussed further below, the retirement of J.H. Campbell is subject to temporary extensions under emergency orders issued by the U.S. Secretary of Energy.

- Resource adequacy and reliability—To maintain reliability during the transition, Consumers purchased the Covert Generating Station, representing 1,200 MW of nameplate capacity, in 2023. Additionally, in September 2025, Consumers entered into a new 10-year PPA with the MCV Partnership for the purchase of up to 1,240 MW of capacity and associated energy from the MCV Facility, effective June 1, 2030.

- Energy storage investments—Consumers has contracted to purchase 850 MW of capacity from battery storage facilities to be located in Michigan's Lower Peninsula and with expected commercial operation dates through 2028.

- Renewable expansion—Recent Renewable Energy Plan updates include up to 4,000 MW of wind energy resources and up to 9,000 MW of both purchased and owned solar energy resources, of which 1,060 MW will support Consumers' voluntary green pricing program.

Presented in the following illustration is the aggregate renewable capacity that Consumers expects to add to its portfolio through PPAs and owned generation under its integrated resource plan, voluntary green pricing program, and Renewable Energy Plan updates:

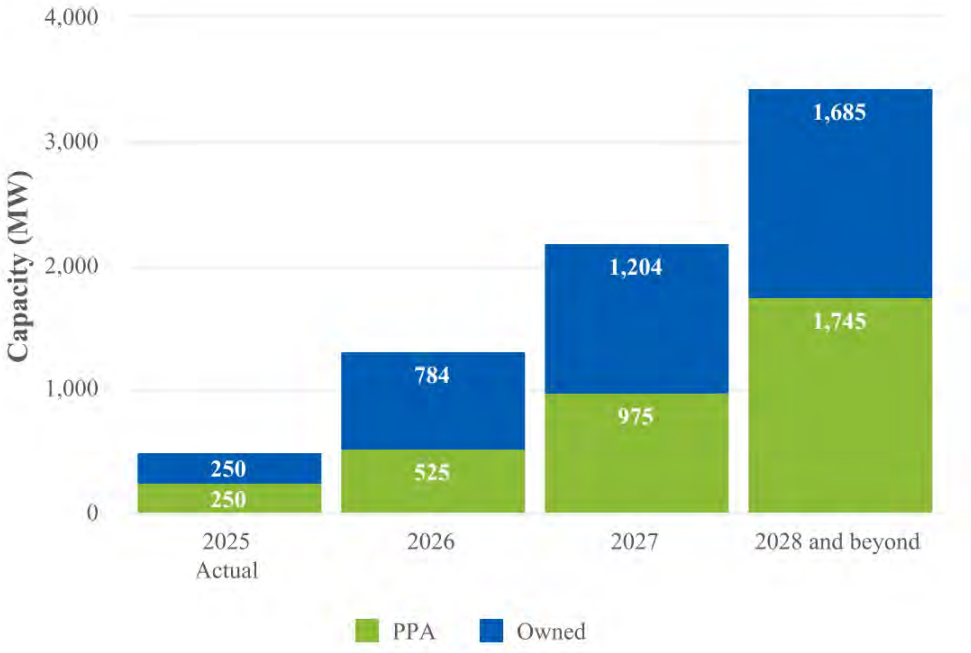

The company earns a return equal to its pre-tax weighted-average cost of capital on permanent capital structure for payments under new clean, renewable, or energy storage PPAs with non-affiliated entities.

Consumers will continue to competitively bid new capacity and energy resources, ensuring a balanced portfolio of intermittent renewables and dispatchable clean resources. Any resulting contracts are subject to MPSC approval. Through these integrated plans, Consumers is advancing Michigan's clean energy transition while maintaining system reliability, affordability, and regulatory compliance.

J.H. Campbell Emergency Orders: In May 2025, before the planned closure of J.H. Campbell, the U.S. Secretary of Energy issued an emergency order under section 202(c) of the Federal Power Act requiring J.H. Campbell to continue operating for 90 days, through August 20, 2025. Subsequently, the

U.S. Secretary of Energy issued two additional emergency orders for 90 days each, ultimately requiring continued operation of J.H. Campbell through February 17, 2026. These orders stated that continued operation of J.H. Campbell was required to meet an energy emergency across MISO's North and Central regions. Consistent with the Federal Power Act and DOE regulations, the orders authorize Consumers to obtain cost recovery at FERC.

As directed, Consumers has continued to make J.H. Campbell available in the MISO market and, in June 2025, filed a complaint at FERC seeking a modification of the MISO Tariff to establish a mechanism for recovery and allocation of the cost to comply with this order. In August 2025, FERC granted Consumers' complaint and ordered MISO to revise its tariff accordingly. MISO submitted a compliance filing with FERC in September 2025, and FERC approval of the compliance filing remains pending. For additional discussion of this FERC proceeding and Consumers' request for recovery, see Item 8. Financial Statements and Supplementary Data—Notes to the Consolidated Financial Statements—Note 3, Regulatory Matters.

Following the May 2025 emergency order, several third-party stakeholders, including the Michigan Attorney General, the Organization of MISO States, and a group of environmental and public interest groups, asked the U.S. Secretary of Energy to reconsider the May 2025 emergency order. In July 2025, after the U.S. Secretary of Energy took no action on those requests, several parties filed petitions for review of the May 2025 emergency order in federal court. The requests for rehearing were subsequently denied, and similar challenges to the August and November 2025 orders are underway. The U.S. Secretary of Energy may issue more orders to require the continued operation of J.H. Campbell. While the timing and content of future orders and the outcome of third-party legal challenges are not yet known, Consumers is committed to pursuing cost recovery as provided for under applicable laws, orders, and proceedings.

Electric Customer Deliveries and Revenue: Consumers' electric customer deliveries are seasonal and largely dependent on Michigan's economy. The consumption of electric energy typically increases in the summer months, due primarily to the use of air conditioners and other cooling equipment. In addition, Consumers' electric rates, which follow a seasonal rate design, are higher in the summer months than in the remaining months of the year. Each year in June, electric residential customers transition to a summer peak time-of-use rate that allows them to take advantage of lower-cost energy during off-peak times during the summer months. Thus, customers can reduce their electric bills by shifting their consumption from on-peak to off-peak times.

Over the next five years, Consumers expects weather-normalized electric deliveries to increase compared to 2025. This outlook reflects strong growth in electric demand, offset partially by the effects of energy waste reduction programs. Actual delivery levels will depend on:

- energy conservation measures and results of energy waste reduction programs
- weather fluctuations
- Michigan's economic conditions, including data center expansion; utilization, expansion, or contraction of large commercial and industrial facilities; economic development; population trends; electric vehicle adoption; and housing activity

Electric ROA: Michigan law allows electric customers in Consumers' service territory to buy electric generation service from alternative electric suppliers in an aggregate amount capped at 10 percent of Consumers' sales, with certain exceptions. At December 31, 2025, electric deliveries under the ROA program were at the 10-percent limit. Fewer than 300 of Consumers' electric customers purchased electric generation service under the ROA program.

In 2016, Michigan law established a path to ensure that forward capacity is secured for all electric customers in Michigan, including customers served by alternative electric suppliers under ROA. The law also authorized the MPSC to ensure that alternative electric suppliers have procured enough capacity to cover their anticipated capacity requirements for the four-year forward period. In 2017, the MPSC issued an order establishing a state reliability mechanism for Consumers. Under this mechanism, if an alternative electric supplier does not demonstrate that it has procured its capacity requirements for the four-year forward period, its customers will pay a set charge to the utility for capacity that is not provided by the alternative electric supplier.

During 2017, the MPSC issued orders finding that it has statutory authority to determine and implement a local clearing requirement, which requires all electric suppliers to demonstrate that a portion of the capacity used to serve customers is located in the MISO footprint in Michigan's Lower Peninsula. In 2020, the Michigan Supreme Court affirmed the MPSC's statutory authority to implement a local clearing requirement on individual electric providers.

In 2020, ABATE and another intervenor filed a complaint against the MPSC in the U.S. District Court for the Eastern District of Michigan challenging the constitutionality of a local clearing requirement. The complaint requested the federal court to issue a permanent injunction prohibiting the MPSC from implementing a local clearing requirement on individual electric providers. In 2023, the U.S. District Court for the Eastern District of Michigan dismissed the complaint. ABATE and the other intervenor filed a claim of appeal of the Eastern District Court's decision with the U.S. Court of Appeals for the Sixth Circuit.

In January 2025, the Sixth Circuit Court of Appeals issued an opinion finding that the MPSC's imposition of a local clearing requirement on individual electric suppliers would discriminate against interstate commerce. The Court of Appeals remanded to the District Court for a determination of whether the local clearing requirement discriminated against interstate commerce and whether the MPSC's regulation survives a strict scrutiny standard, which depends on a determination of whether the local clearing requirement is the only means of achieving the state's goal of securing reliable energy supply. In January 2025, Consumers filed a petition for rehearing and en banc review with the Sixth Circuit Court of Appeals, requesting the Court to reconsider and reverse the panel's opinion. In February 2025, the Sixth Circuit Court of Appeals issued an order denying Consumers' petition for rehearing and en banc review. The case has therefore been remanded to the District Court for the Eastern District of Michigan for consideration of whether the MPSC's local clearing requirement meets the strict scrutiny standard pursuant to the Court of Appeals' decision. The remanded proceeding has begun at the Eastern District Court; there is no deadline for decision.

Sale of Hydroelectric Facilities: In September 2025, Consumers signed an agreement to sell its 13 river hydroelectric dams, which are located throughout Michigan, to a non-affiliated company. Additionally, Consumers signed an agreement to purchase power generated by the facilities for 30 years, at a price that reflects the counterparty's acceptance of the risks and rewards of ownership of the facilities, including FERC licensing obligations. The agreements are contingent upon MPSC and FERC approval, for which Consumers filed in October 2025. Timing of the regulatory review process is uncertain and could extend 12 to 18 months or longer. In Consumers' most recent electric rate case, the MPSC approved deferred accounting treatment for costs of owning and operating the hydroelectric dams pending and until completion of the transaction. At December 31, 2025, the net book value of the hydroelectric facilities was immaterial.

To ensure necessary staffing at the hydroelectric facilities through the anticipated sale, Consumers has provided current employees at the facilities with a retention incentive program. Subsequently, to ensure continued safe operation of the facilities after the sale, the buyer will offer employment to the current

hydroelectric employees for a period of at least a year. The retention incentive benefits are contingent upon MPSC and FERC approval of the sale transaction.

Electric Rate Matters: Rate matters are critical to Consumers' electric utility business. For additional details on rate matters, see Item 8. Financial Statements and Supplementary Data—Notes to the Consolidated Financial Statements—Note 3, Regulatory Matters and Note 4, Contingencies and Commitments.

MPSC Distribution System Audit: In 2022, the MPSC ordered the state's two largest electric utilities, including Consumers, to report on their compliance with regulations and past MPSC orders governing the utilities' response to outages and downed lines. Consumers responded to the MPSC's order as directed.

Additionally, as directed by the MPSC, the MPSC Staff engaged a third-party auditor to review all equipment and operations of the two utilities' distribution systems. In September 2024, the MPSC Staff released the third-party auditor's final report on its audit of Consumers' distribution system. The report included several recommendations to improve Consumers' distribution system and associated processes and procedures. Consumers filed a response to the audit report in November 2024. In June 2025, the MPSC issued an order adopting the audit's findings and recommendations. Consumers is committed to working with the MPSC to continue improving electric reliability and safety in Michigan.

Performance-based Financial Incentives/Disincentives Mechanism: In February 2025, the MPSC issued an order establishing a mechanism through which the state's largest electric utilities, including Consumers, could realize up to $10 million each in incentives or penalties annually for meeting or failing to meet reliability benchmarks, beginning in 2026. As directed, Consumers filed proposed company-specific baseline metrics for the performance mechanism in April 2025; the MPSC approved Consumers' proposed metrics in December 2025.

2025 Electric Rate Case: In June 2025, Consumers filed an application with the MPSC seeking a rate increase of $460 million, made up of two components. First, Consumers requested a $436 million annual rate increase, based on a 10.25-percent authorized return on equity for the projected 12-month period ending April 30, 2027. The filing requested authority to recover costs related to new infrastructure investment primarily in distribution system reliability. Second, Consumers requested approval of a $24 million surcharge for the recovery of distribution investments made during the 12 months ended February 28, 2025 that exceeded the rate amounts authorized in accordance with previous electric rate orders.

In October 2025, Consumers revised its requested increase to $447 million. Presented in the following table are the components of the revised requested increase in revenue:

In Millions

Projected 12-Month Period Ending April 30		2027
Investment in rate base	$	192
Operating and maintenance costs		157
Cost of capital		67
Sales and other revenue		7
Subtotal	$	423
Surcharge		24
Total	$	447

The MPSC must issue a final order in this case before or in April 2026.

Large-load Tariff: In November 2025, the MPSC approved changes to Consumers' standard large-customer tariff to govern service for new large electricity users such as data centers. Consumers sought these changes to protect existing customers. The changes apply to customers with a minimum service threshold of 100 MW and require a minimum 15-year contract (beyond the construction period), an 80-percent minimum demand billing obligation, upfront fees, and strong collateral and exit-fee protections to ensure these large customers fully cover their own costs of service and do not shift risk or costs to existing customers. Each large-load contract must receive MPSC approval before taking effect. The MPSC also directed Consumers to present multiple cost-allocation and rate-design options before its next rate case to ensure that large-load customers pay their fair share of system costs going forward.

Depreciation Rate Case: In December 2025, Consumers filed a depreciation case related to its electric and common utility property. In this case, Consumers requested to increase depreciation expense, and its recovery of that expense of $34 million annually based on December 31, 2024 balances.

Retention Incentive Program: The retirement of J.H. Campbell is subject to temporary extensions under emergency orders issued by the U.S. Secretary of Energy. As a result, Consumers has implemented retention measures to ensure appropriate staffing levels and expects to incur up to $4 million during each 90-day emergency order period. Consumers will seek recovery of these retention costs from FERC, consistent with rate recovery sought for other costs of complying with the emergency orders. For additional details on this program, see Item 8. Financial Statements and Supplementary Data—Notes to the Consolidated Financial Statements—Note 20, Exit Activities and Asset Sales. For additional details on the emergency orders, see Item 8. Financial Statements and Supplementary Data—Notes to the Consolidated Financial Statements—Note 3, Regulatory Matters.

Electric Environmental Outlook: Consumers' electric operations are subject to various federal, state, and local environmental laws and regulations. Consumers estimates that it will incur capital expenditures of $245 million from 2026 through 2030 to continue to comply with RCRA, the Clean Air Act, and numerous other environmental regulations. Consumers expects to recover these costs in customer rates, but cannot guarantee this result. Multiple environmental laws and regulations are subject to litigation. Consumers' primary environmental compliance focus includes, but is not limited to, the following matters.

Air Quality: Multiple air quality regulations apply, or may apply, to Consumers' electric utility.

MATS, emission standards for electric generating units published by the EPA based on Section 112 of the Clean Air Act, continue to apply to Consumers. In June 2025, the EPA issued a proposed rule to repeal changes made to the MATS rule in 2024. The company has complied, and continues to comply, with the MATS regulation and both the 2024 and proposed 2025 versions of MATS have minimal impacts on Consumers' electric generating units. Consumers does not expect MATS to materially impact its environmental strategy.

CSAPR requires Michigan and many other states to improve air quality by reducing power plant emissions that, according to EPA modeling, contribute to ground-level ozone in other downwind states. Consumers complies with this regulation and expects it to have minimal financial and operational impact in the near and/or long term.

In 2015, the EPA lowered the NAAQS for ozone and made it more difficult to construct or modify power plants and other emission sources in areas of the country that do not meet the ozone standard. As of 2023, three counties in western Michigan have been designated as not meeting the ozone standard. Based on recent data, the EPA reclassified these counties from "moderate" to "serious" nonattainment. Additionally, a December 2025 court decision vacated the EPA's 2023 redesignation of a seven-county area in southeast Michigan from moderate ozone nonattainment to attainment. None of Consumers'

fossil-fuel-fired generating units are located in these areas. Consumers will continue to monitor the impact of the recent court decision on the seven-county area in southeast Michigan, including resulting agency actions, but does not anticipate it will have any impact on Consumers' generating assets.

In March 2024, the EPA published a lower fine particulate matter NAAQS, which could result in newly designated nonattainment areas in Michigan starting in 2026. In 2025, EGLE proposed nonattainment areas for Kalamazoo and Wayne counties, with a decision by the EPA expected in 2026. Consumers does not have any fossil-fuel-fired generating assets in these counties and therefore does not expect this rule to have significant impacts on its existing generating assets or its clean energy strategy. Consumers will continue to monitor NAAQS rulemakings and litigation to evaluate potential impacts to its generating assets.

In January 2026, the EPA published a final rule amending new source performance standards for new, modified, and reconstructed stationary combustion turbines to lower emission limits for NOx. This final rule requires new large simple-cycle turbine units with higher capacity factors to install control equipment for NOx emissions. Consumers is evaluating this rule to determine its impact.

Consumers continues to evaluate these rules in conjunction with other EPA and EGLE rulemakings, litigation, executive orders, treaties, and congressional actions. This evaluation could result in:

- a change in Consumers' fuel mix
- changes in the types of generating units Consumers may purchase or build in the future
- changes in how certain units are operated, including the installation of additional emission control equipment
- the retirement, mothballing, extended operation, or repowering with an alternative fuel of some of Consumers' generating units
- changes in Consumers' environmental compliance costs
- the purchase or sale of emission allowances

Greenhouse Gases: There have been numerous legislative, executive, and regulatory initiatives at the state, regional, national, and international levels that involve the potential regulation and reporting of greenhouse gases. Consumers continues to monitor and comment on these initiatives, as appropriate.

In September 2025, the EPA proposed a rule to reconsider the Greenhouse Gas Reporting Program by eliminating the reporting obligations from numerous emission sources, including Consumers' electric generation sites and distribution equipment. Reporting of carbon dioxide to the EPA, however, will continue for sources subject to the Clean Air Act Acid Rain Program, which includes Consumers' fossil-fuel-fired electric generation. This change could result in inconsistent approaches in voluntary greenhouse gas accounting for industrial sources.

In April 2024, the EPA finalized its rule under Section 111 of the Clean Air Act to address greenhouse gas emissions from new combustion turbine electric generating units and existing coal-, gas-, and oil-fueled steam electric generating units. These rules do not address existing combustion turbine electric generating units. In June 2025, the EPA issued a proposed rule containing two different pathways to rescind these requirements. Consumers does not expect these proposed changes will have a significant impact on its existing gas- and oil-fueled steam electric generating assets. Consumers will continue to follow the EPA rules that address greenhouse gas emissions and will continue to evaluate potential impacts to its operations.

Increased frequency or intensity of severe or extreme weather events, including those due to climate change, could materially impact Consumers' facilities, energy sales, and results of operations. Consumers is unable to predict these events; however, Consumers evaluates the potential physical impacts of climate

change on its operations, including increased frequency or intensity of storm activity; increased precipitation; increased temperature; and changes in lake and river levels. Consumers released a report addressing the physical risks of climate change on its infrastructure in 2022. Consumers is taking steps to mitigate these risks as appropriate.

While Consumers cannot predict the outcome of changes in U.S. policy or of other legislative, executive, or regulatory initiatives involving the potential regulation or reporting of greenhouse gases, it intends to move forward with its compliance with Michigan's clean energy requirements, its own sustainability goals, and its emphasis on reliable and resilient electric supply. Litigation, international treaties, executive orders, federal laws and regulations (including regulations by the EPA), and state laws and regulations, if enacted or ratified, could ultimately impact Consumers. Consumers may be required to:

- replace equipment
- install additional emission control equipment
- purchase emission allowances or credits (including potential greenhouse gas offset credits)
- curtail operations or modify existing facility retirement schedules
- arrange for alternative sources of supply
- purchase or build facilities that generate fewer emissions
- mothball, sell, or retire facilities that generate certain emissions
- pursue energy efficiency or demand response measures more swiftly
- take other steps to manage, sequester, or lower the emission of greenhouse gases

Although associated capital or operating costs relating to greenhouse gas regulation or legislation could be material and cost recovery cannot be assured, Consumers expects to recover these costs in rates consistent with the recovery of other reasonable costs of complying with environmental laws and regulations.

CCRs: In 2015, the EPA published a rule regulating CCRs under RCRA. This rule adopts minimum standards for the disposal of non-hazardous CCRs in CCR landfills and surface impoundments and criteria for the beneficial use of CCRs. The rule also sets out conditions under which some CCR units would be forced to cease receiving CCRs and related process water and to initiate closure. Due to continued litigation, many aspects of the rule have been remanded to the EPA, resulting in more proposed and final rules.

In May 2024, the EPA finalized a rule regulating legacy CCR surface impoundments and CCR management units in response to litigation that exempted inactive impoundments at inactive facilities from the 2015 CCR rule. The new rule adopts minimum standards for impoundments at electric generating facilities that became inactive before the 2015 CCR rule's effective date. During 2024, owners and operators were required to assess whether an inactive facility contains a legacy surface impoundment and then, for identified locations, proceed with the compliance schedule.

Additionally, the EPA established groundwater monitoring, corrective action, closure, and post-closure care requirements for CCR surface impoundments and landfills closed prior to the effective date of the 2015 CCR rule, but that do not meet the closure technical and performance standards of the May 2024 rule. These include inactive CCR landfills that were previously exempted from regulation but that are now considered CCR management units. Owners are required to conduct an evaluation at active facilities or any inactive facilities with at least one legacy impoundment to identify CCR management units and determine an appropriate course of action (closure, groundwater treatment, etc.) for each identified unit according to established compliance milestone schedules. In February 2026, the EPA issued a final rule extending the compliance milestone schedule for CCR management units. This extension does not have a material impact on Consumers' compliance strategy.

Separately, Congress passed legislation in 2016 allowing participating states to develop permitting programs for CCRs under RCRA Subtitle D. The EPA was granted authority to review these permitting programs to determine if permits issued under the proposed program would be as protective as the federal rule. Once approved, permits issued from an authorized state would serve as the basis for compliance, replacing the requirement to self-certify each aspect of the 2015 CCR rule.

Consumers, with agreement from EGLE, completed the work necessary to initiate closure by excavating CCRs or placing a final cover over each of its relevant CCR units prior to the closure initiation deadline set forth in the 2015 CCR rule. Consumers has historically been authorized to recover in electric rates costs related to coal ash disposal sites that supported power generation. Consumers completed an assessment of inactive facilities as required by the 2024 CCR rule, and did not identify any legacy impoundments. Consumers is continuing evaluations related to CCR management units and 2024 CCR rule impacts on the state permit program.

Water: Multiple water-related regulations apply, or may apply, to Consumers.

The EPA regulates cooling water intake systems of existing electric generating plants under Section 316(b) of the Clean Water Act. The rules seek to reduce alleged harmful impacts on aquatic organisms, such as fish. In 2018, Consumers submitted to EGLE studies and recommended plans to comply with Section 316(b) for its coal-fueled units but has not yet received final approval.

The EPA also regulates the discharge of wastewater through its effluent limitation guidelines for steam electric generating plants. Consumers has submitted the appropriate notices of planned participation in compliance with this rule. Consumers has also submitted timely NPDES permit applications and will be working with EGLE to incorporate applicable provisions during the permit renewal process.

Many of Consumers' facilities maintain NPDES permits, which are vital to the facilities' operations. Consumers applies for renewal of these permits every five years. Failure of EGLE to renew any NPDES permit, a successful appeal against a permit, a change in the interpretation or scope of NPDES permitting, or onerous terms contained in a permit could have a significant detrimental effect on the operations of a facility.

Protected Wildlife: Multiple regulations apply, or may apply, to Consumers relating to protected species and habitats.

Statutes like the federal Endangered Species Act, the Migratory Bird Treaty Act, and the Bald and Golden Eagle Protection Act of 1940 and changes to permitting may impact operations at Consumers' facilities. In February 2024, the U.S. Fish and Wildlife Service published a final rule providing for bald eagle general permits for qualifying wind farms and electric distribution systems. Consumers has received, or is pursuing, bald eagle general permits for all its wind farms. While any resulting permitting and monitoring fees and/or restrictions on operations could impact Consumers' existing and future operations, Consumers does not expect any material changes to its environmental strategy or Electric Supply Plan as a result of this rule.

Additionally, Consumers regularly monitors proposed changes to the listing status of several species within its operational area. A change in species listed under the Endangered Species Act, or under Michigan's equivalent law, may impact Consumers' costs to mitigate its impact on protected species and habitats at certain existing facilities as well as siting choices for new facilities.

Other Matters: Other electric environmental matters could have a material impact on Consumers' outlook. For additional details on other electric environmental matters, see Item 8. Financial Statements

and Supplementary Data—Notes to the Consolidated Financial Statements—Note 4, Contingencies and Commitments—Consumers Electric Utility Contingencies—Electric Environmental Matters.

Consumers Gas Utility Outlook and Uncertainties

Gas Deliveries: Consumers' gas customer deliveries are seasonal. The peak demand for natural gas occurs in the winter due to colder temperatures and the resulting use of natural gas as heating fuel.

Over the next five years, Consumers expects weather-normalized gas deliveries to remain stable relative to 2025. This outlook reflects modest growth in gas demand, offset by the effects of energy waste reduction programs. Actual delivery levels will depend on:

- weather fluctuations
- use by power producers
- availability and development of renewable energy sources
- gas price changes
- Michigan's economic conditions, including population trends and housing activity
- the price or demand of competing energy sources or fuels
- energy efficiency and conservation impacts

Gas Rate Matters: Rate matters are critical to Consumers' gas utility business. For additional details on rate matters, see Item 8. Financial Statements and Supplementary Data—Notes to the Consolidated Financial Statements—Note 3, Regulatory Matters and Note 4, Contingencies and Commitments.

2025 Gas Rate Case: In December 2025, Consumers filed an application with the MPSC seeking an annual rate increase of $240 million based on a 10.25-percent authorized return on equity for the projected 12-month period ending October 31, 2027.

Presented in the following table are the components of the requested increase in revenue:

		In Millions
Projected 12-Month Period Ending October 31		2027
Investment in rate base	$	108
Operating and maintenance costs		65
Cost of capital		66
Sales/gross margin		1
Total	$	240

The MPSC must issue a final order in this case before or in October 2026.

Gas Pipeline and Storage Integrity and Safety: Consumers' gas operations are governed by federal and state pipeline safety rules, and there are robust processes and procedures in place to maintain compliance with these regulations. The U.S. Department of Transportation's Pipeline and Hazardous Materials Safety Administration has published various rules that revise federal safety standards for gas transmission pipelines and underground storage facilities. Consumers has implemented measures to achieve compliance with the revised rules. There are also proposed rules expanding requirements for gas safety, although these rules are subject to reconsideration by the current administration. Under the proposed rules, Consumers will incur increased capital and increased operating and maintenance costs to install and remediate pipelines and to expand inspections, maintenance, and monitoring of existing pipelines and storage facilities.

Although associated capital or operating and maintenance costs relating to these regulations could be material and cost recovery cannot be assured, Consumers expects to recover such costs in rates consistent with the recovery of other reasonable costs of complying with laws and regulations.

Gas Environmental Outlook: Consumers expects to incur response activity costs at a number of sites, including 23 former MGP sites. For additional details, see Item 8. Financial Statements and Supplementary Data—Notes to the Consolidated Financial Statements—Note 4, Contingencies and Commitments—Consumers Gas Utility Contingencies.

Consumers' gas operations are subject to various federal, state, and local environmental laws and regulations. Multiple environmental laws and regulations are subject to litigation. Consumers' primary environmental compliance focus includes, but is not limited to, the following matters.

Air Quality: Multiple air quality regulations apply, or may apply, to Consumers' gas utility.

In 2015, the EPA lowered the NAAQS for ozone and made it more difficult to construct or modify natural gas compressor stations and other emission sources in areas of the country that do not meet the ozone standard. As of 2023, three counties in western Michigan have been designated as not meeting the ozone standard. Based on recent data, the EPA reclassified these counties from "moderate" to "serious" nonattainment, which has more stringent requirements. One of Consumers' compressor stations is in a serious ozone nonattainment area. Consequently, Consumers has initiated plans to retrofit equipment at this compressor station to lower NOx emissions.

Additionally, a December 2025 court decision vacated the EPA's 2023 redesignation of the seven-county area in southeast Michigan from moderate ozone nonattainment to attainment. Four of Consumers' compressor stations are located in these counties, with one station having assets that may be impacted by the redesignation change. Consumers will continue to monitor the recent court decision's impact on the seven-county area in southeast Michigan, including resulting agency actions, and the potential impacts to compressor station assets.

Consumers will continue to monitor NAAQS rulemakings and litigation, and evaluate potential impacts to its compressor stations and other applicable natural gas storage and delivery assets.

In March 2024, the EPA published a lower fine particulate matter NAAQS, which could result in newly designated nonattainment areas in Michigan starting in 2026. In 2025, EGLE proposed nonattainment areas for Kalamazoo and Wayne counties, with a decision by the EPA expected in 2026. Consumers has one compressor station located in Wayne County and will continue to monitor NAAQS rulemakings and litigation to evaluate potential impacts to the natural gas compressor station assets.

Greenhouse Gases: Some interest exists at the various levels of government in regulating greenhouse gases or their sources. Future regulations, if adopted, may involve requirements to reduce methane emissions from Consumers' gas utility operations and carbon dioxide emissions from customer use of natural gas. Consumers will continue to monitor such potential rules for impacts.

In September 2025, the EPA proposed a rule to reconsider the Greenhouse Gas Reporting Program by removing the natural gas distribution segment from the reporting obligations under the petroleum and natural gas source category, and proposed to delay the reporting obligations until 2034 for the remaining sources in this category. If this proposal is finalized as proposed, it could result in inconsistent approaches in voluntary greenhouse gas accounting for industrial sources.

Consumers is making voluntary efforts to reduce its gas utility's methane emissions. Under its Methane Reduction Plan, Consumers has set a goal of net-zero methane emissions from its natural gas delivery

system by 2030. Consumers plans to reduce methane emissions from its system by about 80 percent from 2012 baseline levels by accelerating the replacement of aging pipe, rehabilitating or retiring outdated infrastructure, and adopting new technologies and practices. The remaining emissions will likely be offset through clean fuel alternatives or nature-based carbon removal pathways. To date, Consumers has reduced methane emissions by more than 40 percent.

Consumers has also set a goal to reduce customer greenhouse gas emissions by 25 percent by 2035. Consumers' Natural Gas Delivery Plan, a rolling ten-year investment plan to deliver safe, reliable, clean, and affordable natural gas to customers, outlines ways in which Consumers can make early progress toward these goals in a cost-effective manner, including energy waste reduction, carbon offsets, and renewable natural gas supply.

Consumers has already initiated work in these key areas by continuing to expand its energy waste reduction targets and by offering gas customers the ability to offset their carbon footprint associated with natural gas use by purchasing renewable natural gas and/or carbon credits associated with Michigan forest preservation. Consumers has renewable natural gas facilities under construction scheduled for commercial operation in 2026 and is monitoring regulatory developments and market conditions closely as part of its ongoing evaluation of the projects. As part of this evaluation, two early-phase renewable natural gas development projects have been paused indefinitely, and Consumers recognized an impairment charge of $15 million related to these projects in 2025. Consumers is evaluating and monitoring newer technologies to determine their role in achieving Consumers' interim and long-term net-zero goals, including biofuels, geothermal, synthetic methane, carbon capture sequestration systems, and other innovative technologies.

NorthStar Clean Energy Outlook and Uncertainties

CMS Energy's primary focus with respect to its NorthStar Clean Energy businesses is to maximize the value of generating assets representing 1,665 MW of capacity, and to pursue opportunities for the development of renewable generation projects, including leveraging strategic partnerships and available tax incentives.

In December 2025, NorthStar Clean Energy sold a Class A membership interest in BG Solar Holdings to a tax equity investor. BG Solar Holdings is the holding company of a 200-MW solar generation project being constructed in Branch County, Michigan. All of the project's nameplate capacity has been committed under a 15-year renewable energy purchase agreement. The tax equity investor contributed $15 million and recognized a deemed contribution of $35 million associated with BG Solar Holdings' sale of investment tax credits related to a portion of the project placed into service for tax purposes in 2025. The tax equity investor will contribute additional amounts upon commercial operation of the project in 2026.

NorthStar Clean Energy retained a Class B membership interest in BG Solar Holdings. Earnings, tax attributes, and cash flows generated by BG Solar Holdings will be allocated among and distributed to the membership classes in accordance with the ratios specified in the associated limited liability company operating agreement; these ratios change over time and are not representative of the ownership interest percentages of each membership class. For additional details, see Item 8. Financial Statements and Supplementary Data—Notes to the Consolidated Financial Statements—Note 19, Variable Interest Entities.

Trends, uncertainties, and other matters related to NorthStar Clean Energy that could have a material impact on CMS Energy's consolidated income, cash flows, or financial position include:

- investment in and financial benefits received from renewable energy and energy storage projects, including changes to tax and trade policy
- delays or difficulties in financing, constructing, and developing projects, including those arising from the performance of contractors, suppliers, or other counterparties
- changes in energy, capacity, and other commodity prices
- severe weather events and climate change associated with increasing levels of greenhouse gases
- changes in various environmental laws, regulations, principles, or practices, or in their interpretation
- indemnity obligations assumed in connection with ownership interests in facilities that involve tax equity financing
- representations, warranties, and indemnities provided in connection with sales of assets
- delays or difficulties in obtaining environmental permits

For additional details regarding NorthStar Clean Energy's uncertainties, see Item 8. Financial Statements and Supplementary Data—Notes to the Consolidated Financial Statements—Note 4, Contingencies and Commitments—Guarantees.

NorthStar Clean Energy Environmental Outlook: NorthStar Clean Energy's operations are subject to various federal, state, and local environmental laws and regulations. Multiple environmental laws and regulations are subject to litigation. NorthStar Clean Energy's primary environmental compliance focus includes, but is not limited to, the following matters.

CSAPR requires Michigan and many other states to improve air quality by reducing power plant emissions that, according to EPA modeling, contribute to ground-level ozone in other downwind states. NorthStar Clean Energy complies with this regulation and expects it to have minimal financial and operational impact in the near and/or long term.

In March 2024, the EPA published a lower fine particulate matter NAAQS, which could result in newly designated nonattainment areas in Michigan starting in 2026. In 2025, EGLE proposed nonattainment areas for Kalamazoo and Wayne counties, with a decision by the EPA expected in 2026. NorthStar Clean Energy has two fossil-fuel-fired generating units in these counties and therefore will continue to monitor NAAQS rulemaking and litigation to evaluate potential impacts to its generating assets.

In January 2026, the EPA published a final rule amending new source performance standards for new, modified, and reconstructed stationary combustion turbines to lower emission limits for NOx. This final rule requires new large simple-cycle turbine units with higher capacity factors to install control equipment for NOx emissions. NorthStar Clean Energy will monitor this rulemaking.

A December 2025 court decision vacated the EPA's 2023 redesignation of the seven-county area in southeast Michigan from moderate ozone nonattainment to attainment. NorthStar Clean Energy has one electric generating station located within this area. NorthStar Clean Energy will continue to monitor the recent court decision's impact on the seven-county area in southeast Michigan, including resulting agency actions, and the potential impacts to compressor station assets.

For additional details regarding the ozone NAAQS, see Consumers Electric Utility Outlook and Uncertainties—Electric Environmental Outlook.

In September 2025, the EPA proposed a rule to reconsider the Greenhouse Gas Reporting Program by eliminating the reporting obligations from numerous emission sources. Reporting of carbon dioxide to the

EPA, however, will continue for sources subject to the Clean Air Act Acid Rain Program. This change could result in inconsistent approaches in voluntary greenhouse gas accounting for industrial sources.

In April 2024, the EPA finalized its rule under Section 111 of the Clean Air Act to address greenhouse gas emissions from new combustion turbine electric generating units and existing coal-, gas-, and oil-fueled steam electric generating units. These rules do not address existing combustion turbine electric generating units. In June 2025, the EPA issued a proposed rule containing two different pathways to rescind these requirements. Neither pathway impacts NorthStar Clean Energy's existing facilities. NorthStar Clean Energy will continue to follow the EPA rules that address greenhouse gas emissions and will continue to evaluate potential impacts to its operations.

Many of NorthStar Clean Energy's facilities maintain NPDES permits, which are vital to the facilities' operations. NorthStar Clean Energy applies for renewal of these permits every five years. Failure of EGLE to renew any NPDES permit, a successful appeal against a permit, a change in the interpretation or scope of NPDES permitting, or onerous terms contained in a permit could have a significant detrimental effect on the operations of a facility.

Other Outlook and Uncertainties

Tax Legislation: CMS Energy and Consumers are subject to changing tax laws. In July 2025, President Trump signed into law the OBBBA. The legislation allows for the immediate expensing of domestic research and development costs and includes changes to clean energy tax credits enacted by the Inflation Reduction Act of 2022. While the OBBBA restores, and makes permanent, the 100-percent bonus depreciation deduction, it also retains a provision that allows utilities to take a full deduction of interest expense in lieu of 100-percent bonus depreciation. CMS Energy and Consumers evaluated the provisions of the OBBBA and concluded that the legislation is not expected to have a material impact on their respective financial statements. This conclusion is subject to change as additional guidance or interpretations become available.

Litigation: CMS Energy, Consumers, and certain of their subsidiaries are named as parties in various litigation matters, as well as in administrative proceedings before various courts and governmental agencies, arising in the ordinary course of business. For additional details regarding certain legal matters, see Item 8. Financial Statements and Supplementary Data—Notes to the Consolidated Financial Statements—Note 3, Regulatory Matters and Note 4, Contingencies and Commitments.

Critical Accounting Estimates

The following information is important to understand CMS Energy's and Consumers' results of operations and financial condition. For additional accounting policies, see Item 8. Financial Statements and Supplementary Data—Notes to the Consolidated Financial Statements—Note 1, Significant Accounting Policies.

In the preparation of CMS Energy's and Consumers' consolidated financial statements, estimates and assumptions are used that may affect reported amounts and disclosures. CMS Energy and Consumers use accounting estimates for asset valuations, unbilled revenue, depreciation, amortization, financial and derivative instruments, employee benefits, stock-based compensation, the effects of regulation, indemnities, contingencies, and AROs. Actual results may differ from estimated results due to changes in the regulatory environment, regulatory decisions, lawsuits, competition, and other factors. CMS Energy and Consumers consider all relevant factors in making these assessments.

Accounting for the Effects of Industry Regulation: Because Consumers has regulated operations, it uses regulatory accounting to recognize the effects of the regulators' decisions on its financial statements. Consumers continually assesses whether future recovery of its regulatory assets is probable by considering communications and experience with its regulators and changes in the regulatory environment. If Consumers determined that recovery of a regulatory asset were not probable, Consumers would be required to write off the asset and immediately recognize the expense in earnings. For additional information, see Item 8. Financial Statements and Supplementary Data—Notes to the Consolidated Financial Statements—Note 3, Regulatory Matters.

Contingencies: CMS Energy and Consumers make judgments regarding the future outcome of various matters that give rise to contingent liabilities. For such matters, they record liabilities when they are considered probable and reasonably estimable, based on all available information. In particular, CMS Energy and Consumers are participating in various environmental remediation projects for which they have recorded liabilities. The recorded amounts represent estimates that may take into account such considerations as the number of sites, the anticipated scope, cost, and timing of remediation work, the available technology, applicable regulations, and the requirements of governmental authorities. For remediation projects in which the timing of estimated expenditures is considered reliably determinable, CMS Energy and Consumers record the liability at its net present value, using a discount rate equal to the interest rate on monetary assets that are essentially risk-free and have maturities comparable to that of the environmental liability. The amount recorded for any contingency may differ from actual costs incurred when the contingency is resolved. For additional details, see Item 8. Financial Statements and Supplementary Data—Notes to the Consolidated Financial Statements—Note 4, Contingencies and Commitments.

Income Taxes: The amount of income taxes paid by CMS Energy is subject to ongoing audits by federal, state, and foreign tax authorities, which can result in proposed assessments. An estimate of the potential outcome of any uncertain tax issue is highly judgmental. CMS Energy believes adequate reserves have been provided for these exposures; however, future results may include favorable or unfavorable adjustments to the estimated tax liabilities in the period the assessments are made or resolved or when statutes of limitation on potential assessments expire. Additionally, CMS Energy's judgment as to the ability to recover its deferred tax assets may change. CMS Energy believes the valuation allowances related to its deferred tax assets are adequate, but future results may include favorable or unfavorable adjustments. As a result, CMS Energy's effective tax rate may fluctuate significantly over time. For additional details, see Item 8. Financial Statements and Supplementary Data—Notes to the Consolidated Financial Statements—Note 13, Income Taxes.

Pension and OPEB: CMS Energy and Consumers provide retirement pension benefits to certain employees under non-contributory DB Pension Plans, and they provide postretirement health and life benefits to qualifying retired employees under an OPEB Plan.

CMS Energy and Consumers record liabilities for pension and OPEB on their consolidated balance sheets at the present value of the future obligations, net of any plan assets. The calculation of the liabilities and associated expenses requires the expertise of actuaries, and requires many assumptions, including:

- life expectancies
- discount rates
- expected long-term rate of return on plan assets
- rate of compensation increases
- expected health care costs

A change in these assumptions could change significantly CMS Energy's and Consumers' recorded liabilities and associated expenses.

Presented in the following table are estimates of credits and cash contributions through 2028 for the DB Pension Plans and OPEB Plan. Actual future costs, credits, and contributions will depend on future investment performance, discount rates, and various factors related to the participants of the DB Pension Plans and OPEB Plan. CMS Energy and Consumers will, at a minimum, contribute to the plans as needed to comply with federal funding requirements.

In Millions

	DB Pension Plans		OPEB Plan	
	Credit	Contribution	Credit	Contribution
CMS Energy, including Consumers				
2026	$ (86)	$ —	$ (109)	$ —
2027	(87)	—	(99)	—
2028	(100)	—	(92)	—
Consumers[1]				
2026	$ (81)	$ —	$ (101)	$ —
2027	(81)	—	(91)	—
2028	(94)	—	(84)	—

[1] Consumers' pension and OPEB costs are recoverable through its general ratemaking process.

Lowering the expected long-term rate of return on the assets of the DB Pension Plans by 25 basis points would increase estimated pension cost for 2026 by $8 million for both CMS Energy and Consumers. Lowering the PBO discount rates by 25 basis points would decrease estimated pension cost for 2026 by $1 million for both CMS Energy and Consumers. Pension and OPEB costs above or below the amounts used to set existing rates will be deferred as a regulatory asset or liability in accordance with Consumers' postretirement benefits expense deferral mechanism; for more information, see Item 8. Financial Statements and Supplementary Data—Notes to the Consolidated Financial Statements—Note 3, Regulatory Matters.

Pension and OPEB plan assets are accounted for and disclosed at fair value. Fair value measurements incorporate assumptions that market participants would use in pricing an asset or liability, including assumptions about risk. Development of these assumptions may require judgment.

For additional details on postretirement benefits, including the fair value measurements for the assets of the DB Pension Plans and OPEB Plan, see Item 8. Financial Statements and Supplementary Data—Notes to the Consolidated Financial Statements—Note 11, Retirement Benefits.

Unbilled Revenues: Consumers' customers are billed monthly in cycles having billing dates that do not generally coincide with the end of a calendar month. This results in customers having received electricity or natural gas that they have not been billed for as of the month-end. Consumers estimates its unbilled revenues by applying an average billed rate to total unbilled deliveries for each customer class. Consumers records unbilled revenues as accounts receivable and accrued revenue on its consolidated balance sheet. For additional information on unbilled revenues, see Item 8. Financial Statements and Supplementary Data—Notes to the Consolidated Financial Statements—Note 15, Revenue.

New Accounting Standards

For details regarding new accounting standards issued but not yet effective, See Item 8. Financial Statements and Supplementary Data—Notes to the Consolidated Financial Statements—Note 2, New Accounting Standards.

Item 7A. Quantitative and Qualitative Disclosures About Market Risk

CMS Energy and Consumers are exposed to market risks including, but not limited to, changes in interest rates, commodity prices, and investment security prices. They may enter into various risk management contracts to mitigate exposure to these risks, including swaps, options, futures, and forward contracts. CMS Energy and Consumers enter into these contracts using established policies and procedures, under the direction of an executive oversight committee consisting of certain officers and a risk committee consisting of those and other officers and business managers.

The following risk sensitivity illustrates the potential loss in fair value, cash flows, or future earnings from financial instruments, assuming a hypothetical adverse change in market rates or prices of 10 percent. Potential losses could exceed the amounts shown in the sensitivity analyses if changes in market rates or prices were to exceed 10 percent.

Long-term Debt: CMS Energy and Consumers are exposed to interest-rate risk resulting from issuing fixed-rate and variable-rate debt instruments. CMS Energy and Consumers use a combination of these instruments, and may also enter into interest-rate swap agreements, in order to manage this risk and to achieve a reasonable cost of capital.

Presented in the following table is a sensitivity analysis of interest-rate risk on CMS Energy's and Consumers' debt instruments (assuming an adverse change in market interest rates of 10 percent):

In Millions

December 31	2025	2024
Fixed-rate financing—potential loss in fair value		
CMS Energy, including Consumers	$ 792	$ 717
Consumers	535	543

The fair value losses in the above table could be realized only if CMS Energy and Consumers transferred all of their fixed-rate financing to other creditors. The annual earnings exposure related to variable-rate financing was immaterial for both CMS Energy and Consumers at December 31, 2025 and 2024, assuming an adverse change in market interest rates of 10 percent. For additional details on financial instruments see Item 8. Financial Statements and Supplementary Data—Notes to the Consolidated Financial Statements—Note 7, Financial Instruments.

(This page intentionally left blank)

Item 8. Financial Statements and Supplementary Data

Index to Financial Statements

CMS Energy Consolidated Financial Statements 94
- Consolidated Statements of Income 94
- Consolidated Statements of Comprehensive Income 95
- Consolidated Statements of Cash Flows 96
- Consolidated Balance Sheets 98
- Consolidated Statements of Changes in Equity 100

Consumers Consolidated Financial Statements 101
- Consolidated Statements of Income 101
- Consolidated Statements of Comprehensive Income 102
- Consolidated Statements of Cash Flows 104
- Consolidated Balance Sheets 106
- Consolidated Statements of Changes in Equity 108

Notes to the Consolidated Financial Statements 109
- 1: Significant Accounting Policies 109
- 2: New Accounting Standards 111
- 3: Regulatory Matters 112
- 4: Contingencies and Commitments 119
- 5: Financings and Capitalization 125
- 6: Fair Value Measurements 134
- 7: Financial Instruments 136
- 8: Plant, Property, and Equipment 138
- 9: Leases 142
- 10: Asset Retirement Obligations 146
- 11: Retirement Benefits 148
- 12: Stock-based Compensation 159
- 13: Income Taxes 162
- 14: Earnings Per Share—CMS Energy 168
- 15: Revenue 170
- 16: Other Income and Other Expense 174
- 17: Reportable Segments 175
- 18: Related-party Transactions—Consumers 182
- 19: Variable Interest Entities 183
- 20: Exit Activities and Asset Sales 186

Reports of Independent Registered Public Accounting Firm (PCAOB ID 238) 188
- CMS Energy 188
- Consumers 192

CMS Energy Corporation
Consolidated Statements of Income

In Millions, Except Per Share Amounts

Years Ended December 31	2025	2024	2023
Operating Revenue	$ 8,539	$ 7,515	$ 7,462
Operating Expenses			
Fuel for electric generation	657	624	561
Purchased and interchange power	1,706	1,333	1,375
Purchased power – related parties	94	71	75
Cost of gas sold	809	640	902
Maintenance and other operating expenses	1,727	1,638	1,687
Depreciation and amortization	1,306	1,240	1,180
General taxes	513	482	447
Total operating expenses	6,812	6,028	6,227
Operating Income	1,727	1,487	1,235
Other Income (Expense)			
Non-operating retirement benefits, net	186	169	180
Other income	151	207	195
Other expense	(27)	(32)	(13)
Total other income	310	344	362
Interest Charges			
Interest on long-term debt	798	700	616
Interest expense – related parties	11	12	12
Other interest expense	(9)	14	18
Allowance for borrowed funds used during construction	(11)	(18)	(3)
Total interest charges	789	708	643
Income Before Income Taxes	1,248	1,123	954
Income Tax Expense	246	176	147
Income From Continuing Operations	1,002	947	807
Income From Discontinued Operations, Net of Tax of $— for all periods	—	—	1
Net Income	1,002	947	808
Loss Attributable to Noncontrolling Interests	(69)	(56)	(79)
Net Income Attributable to CMS Energy	1,071	1,003	887
Preferred Stock Dividends	10	10	10
Net Income Available to Common Stockholders	$ 1,061	$ 993	$ 877
Basic Earnings Per Average Common Share	$ 3.53	$ 3.34	$ 3.01
Diluted Earnings Per Average Common Share	$ 3.53	$ 3.33	$ 3.01

The accompanying notes are an integral part of these statements.

CMS Energy Corporation
Consolidated Statements of Comprehensive Income

In Millions

Years Ended December 31	2025	2024	2023
Net Income	$ 1,002	$ 947	$ 808
Retirement Benefits Liability			
Net gain arising during the period, net of tax of $2, $1, and $2	4	2	5
Prior service credit adjustment, net of tax of $— for all periods	—	1	—
Amortization of net actuarial loss, net of tax of $— for all periods	2	2	2
Amortization of prior service credit, net of tax of $— for all periods	(1)	—	(1)
Other Comprehensive Income	5	5	6
Comprehensive Income	1,007	952	814
Comprehensive Loss Attributable to Noncontrolling Interests	(69)	(56)	(79)
Comprehensive Income Attributable to CMS Energy	$ 1,076	$ 1,008	$ 893

The accompanying notes are an integral part of these statements.

CMS Energy Corporation
Consolidated Statements of Cash Flows

In Millions

Years Ended December 31	2025	2024	2023
Cash Flows from Operating Activities			
Net income	$ 1,002	$ 947	$ 808
Adjustments to reconcile net income to net cash provided by operating activities			
Depreciation and amortization	1,306	1,240	1,180
Deferred income taxes and investment tax credits	202	142	157
Bad debt expense	40	33	34
Postretirement benefits contributions	(16)	(13)	(12)
Other non-cash operating activities and reconciling adjustments	(238)	(241)	(274)
Changes in assets and liabilities			
Accounts receivable and accrued revenue	(251)	(155)	241
Inventories	(28)	164	185
Accounts payable and accrued rate refunds	196	15	(136)
Other current assets and liabilities	78	42	(21)
Other non-current assets and liabilities	(56)	196	147
Net cash provided by operating activities	2,235	2,370	2,309
Cash Flows from Investing Activities			
Capital expenditures (excludes assets placed under finance lease)	(3,824)	(3,018)	(2,407)
Covert Generating Station acquisition	—	—	(812)
Proceeds from sale of ASP business	—	124	—
Cost to retire property and other investing activities	(214)	(160)	(167)
Net cash used in investing activities	(4,038)	(3,054)	(3,386)
Cash Flows from Financing Activities			
Proceeds from issuance of debt	3,609	1,962	3,551
Retirement of debt	(1,150)	(952)	(2,132)
Increase (decrease) in notes payable	(65)	(28)	73
Issuance of common stock	525	286	192
Payment of dividends on common and preferred stock	(663)	(626)	(579)
Proceeds from the sale of membership interests in VIEs	44	—	—
Proceeds from the sale of membership interest in VIE to tax equity investor	15	—	86
Contributions from noncontrolling interests	4	5	6
Distributions to noncontrolling interests	(14)	(12)	(12)
Other financing costs	(65)	(21)	(42)
Net cash provided by financing activities	2,240	614	1,143
Net Increase (Decrease) in Cash and Cash Equivalents, Including Restricted Amounts	437	(70)	66
Cash and Cash Equivalents, Including Restricted Amounts, Beginning of Period	178	248	182
Cash and Cash Equivalents, Including Restricted Amounts, End of Period	$ 615	$ 178	$ 248

In Millions

Years Ended December 31	2025	2024	2023
Other Cash Flow Activities and Non-cash Investing and Financing Activities			
Cash transactions			
Interest paid (net of amounts capitalized)	$ 741	$ 677	$ 607
Income taxes paid (proceeds from sale of renewable energy tax credits), net	(20)	(69)	15
Non-cash transactions			
Capital expenditures not paid	$ 662	$ 517	$ 265
Deemed contribution from sale of membership interest	35	—	—

The accompanying notes are an integral part of these statements.

CMS Energy Corporation
Consolidated Balance Sheets

ASSETS

In Millions

December 31	2025	2024
Current Assets		
Cash and cash equivalents	$ 509	$ 103
Restricted cash and cash equivalents	106	75
Accounts receivable and accrued revenue, less allowance of $27 in 2025 and $23 in 2024	1,306	1,049
Accounts receivable – related parties	17	14
Inventories at average cost		
Gas in underground storage	427	435
Materials and supplies	329	299
Generating plant fuel stock	35	35
Deferred property taxes	479	448
Regulatory assets	104	229
Prepayments and other current assets	160	103
Total current assets	3,472	2,790
Plant, Property, and Equipment		
Plant, property, and equipment, gross	37,763	34,932
Less accumulated depreciation and amortization	10,135	9,569
Plant, property, and equipment, net	27,628	25,363
Construction work in progress	3,052	2,098
Total plant, property, and equipment	30,680	27,461
Other Non-current Assets		
Regulatory assets	3,355	3,569
Accounts receivable	18	20
Investments	61	69
Postretirement benefits	1,957	1,627
Other	398	384
Total other non-current assets	5,789	5,669
Total Assets	$ 39,941	$ 35,920

LIABILITIES AND EQUITY

In Millions

December 31	2025	2024
Current Liabilities		
Current portion of long-term debt and finance leases	$ 956	$ 1,195
Notes payable	—	65
Accounts payable	1,395	1,085
Accounts payable – related parties	9	8
Accrued rate refunds	28	38
Accrued interest	182	156
Accrued taxes	708	654
Regulatory liabilities	85	111
Other current liabilities	185	209
Total current liabilities	3,548	3,521
Non-current Liabilities		
Long-term debt	17,807	15,194
Non-current portion of finance leases	135	112
Regulatory liabilities	4,091	4,067
Postretirement benefits	95	96
AROs	792	728
Deferred investment tax credit	118	122
Deferred income taxes	3,252	2,925
Other non-current liabilities	392	407
Total non-current liabilities	26,682	23,651
Commitments and Contingencies (Notes 3 and 4)		
Equity		
Common stockholders' equity		
Common stock, authorized 350.0 shares in both periods; outstanding 306.4 shares in 2025 and 298.8 shares in 2024	3	3
Other paid-in capital	6,510	6,009
Accumulated other comprehensive loss	(36)	(41)
Retained earnings	2,443	2,035
Total common stockholders' equity	8,920	8,006
Cumulative redeemable perpetual preferred stock, Series C, authorized 9.2 depositary shares; outstanding 9.2 depositary shares in both periods	224	224
Total stockholders' equity	9,144	8,230
Noncontrolling interests	567	518
Total equity	9,711	8,748
Total Liabilities and Equity	$ 39,941	$ 35,920

The accompanying notes are an integral part of these statements.

CMS Energy Corporation
Consolidated Statements of Changes in Equity

In Millions, Except Number of Shares in Thousands and Per Share Amounts

	Number of Shares					
Years Ended December 31	2025	2024	2023	2025	2024	2023
Total Equity at Beginning of Period				$ 8,748	$ 8,125	$ 7,595
Common Stock						
At beginning and end of period				3	3	3
Other Paid-in Capital						
At beginning of period	298,790	294,440	291,268	6,009	5,705	5,490
Common stock issued	7,839	4,673	3,355	548	315	222
Common stock repurchased	(181)	(181)	(119)	(13)	(11)	(7)
Common stock reacquired	(39)	(142)	(64)	—	—	—
Adjustment for sale of membership interests in VIEs				(34)	—	—
At end of period	306,409	298,790	294,440	6,510	6,009	5,705
Accumulated Other Comprehensive Loss						
Retirement benefits liability						
At beginning of period				(41)	(46)	(52)
Net gain arising during the period				4	2	5
Prior service credit adjustment				—	1	—
Amortization of net actuarial loss				2	2	2
Amortization of prior service credit				(1)	—	(1)
At end of period				(36)	(41)	(46)
Retained Earnings						
At beginning of period				2,035	1,658	1,350
Net income attributable to CMS Energy				1,071	1,003	887
Dividends declared on common stock				(653)	(616)	(569)
Dividends declared on preferred stock				(10)	(10)	(10)
At end of period				2,443	2,035	1,658
Cumulative Redeemable Perpetual Preferred Stock, Series C						
At beginning and end of period				224	224	224
Noncontrolling Interests						
At beginning of period				518	581	580
Sale of membership interests in VIEs				78	—	—
Sale of membership interest in VIE to tax equity investor				50	—	86
Contributions from noncontrolling interests				4	5	6
Distributions to noncontrolling interests				(14)	(12)	(12)
Loss attributable to noncontrolling interests				(69)	(56)	(79)
At end of period				567	518	581
Total Equity at End of Period				$ 9,711	$ 8,748	$ 8,125
Dividends declared per common share				$ 2.170	$ 2.060	$ 1.950
Dividends declared per preferred stock Series C depositary share				$ 1.050	$ 1.050	$ 1.050

The accompanying notes are an integral part of these statements.

Consumers Energy Company
Consolidated Statements of Income

In Millions

Years Ended December 31	2025	2024	2023
Operating Revenue	$ 8,132	$ 7,200	$ 7,166
Operating Expenses			
Fuel for electric generation	535	511	435
Purchased and interchange power	1,564	1,285	1,331
Purchased power – related parties	94	71	75
Cost of gas sold	803	637	897
Maintenance and other operating expenses	1,614	1,520	1,586
Depreciation and amortization	1,254	1,191	1,137
General taxes	499	470	437
Total operating expenses	6,363	5,685	5,898
Operating Income	1,769	1,515	1,268
Other Income (Expense)			
Non-operating retirement benefits, net	175	157	171
Other income	55	85	49
Other expense	(22)	(30)	(12)
Total other income	208	212	208
Interest Charges			
Interest on long-term debt	521	488	415
Interest expense – related parties	41	31	20
Other interest expense	8	12	16
Allowance for borrowed funds used during construction	(10)	(13)	(3)
Total interest charges	560	518	448
Income Before Income Taxes	1,417	1,209	1,028
Income Tax Expense	288	200	161
Net Income	1,129	1,009	867
Preferred Stock Dividends	2	2	2
Net Income Available to Common Stockholder	$ 1,127	$ 1,007	$ 865

The accompanying notes are an integral part of these statements.

Consumers Energy Company
Consolidated Statements of Comprehensive Income

In Millions

Years Ended December 31	2025	2024	2023
Net Income	$ 1,129	$ 1,009	$ 867
Retirement Benefits Liability			
Net gain (loss) arising during the period, net of tax of $(1), $1, and $—	(2)	3	(1)
Amortization of net actuarial loss, net of tax of $— for all periods	—	1	1
Other Comprehensive Income (Loss)	(2)	4	—
Comprehensive Income	$ 1,127	$ 1,013	$ 867

The accompanying notes are an integral part of these statements.

(This page intentionally left blank)

Consumers Energy Company
Consolidated Statements of Cash Flows

In Millions

Years Ended December 31	2025	2024	2023
Cash Flows from Operating Activities			
Net income	$ 1,129	$ 1,009	$ 867
Adjustments to reconcile net income to net cash provided by operating activities			
Depreciation and amortization	1,254	1,191	1,137
Deferred income taxes and investment tax credits	48	115	156
Bad debt expense	40	33	34
Postretirement benefits contributions	(10)	(9)	(9)
Other non-cash operating activities and reconciling adjustments	(165)	(137)	(123)
Changes in assets and liabilities			
Accounts and notes receivable and accrued revenue	(235)	(153)	219
Inventories	(24)	164	186
Accounts payable and accrued rate refunds	187	19	(127)
Other current assets and liabilities	104	75	(35)
Other non-current assets and liabilities	(90)	139	125
Net cash provided by operating activities	2,238	2,446	2,430
Cash Flows from Investing Activities			
Capital expenditures (excludes assets placed under finance lease)	(3,314)	(2,842)	(2,248)
Covert Generating Station acquisition	—	—	(812)
Proceeds from sale of ASP business	—	124	—
Cost to retire property and other investing activities	(221)	(154)	(141)
Net cash used in investing activities	(3,535)	(2,872)	(3,201)
Cash Flows from Financing Activities			
Proceeds from issuance of debt	1,123	1,297	2,666
Retirement of debt	(115)	(389)	(1,654)
Increase (decrease) in notes payable	(65)	(28)	73
Increase (decrease) in notes payable – related parties	340	—	(75)
Stockholder contribution	920	735	475
Return of stockholder contribution	—	(320)	—
Payment of dividends on common and preferred stock	(900)	(797)	(697)
Other financing costs	(14)	(9)	(21)
Net cash provided by financing activities	1,289	489	767
Net Increase (Decrease) in Cash and Cash Equivalents, Including Restricted Amounts	(8)	63	(4)
Cash and Cash Equivalents, Including Restricted Amounts, Beginning of Period	119	56	60
Cash and Cash Equivalents, Including Restricted Amounts, End of Period	$ 111	$ 119	$ 56

In Millions

Years Ended December 31	2025	2024	2023
Other Cash Flow Activities and Non-cash Investing and Financing Activities			
Cash transactions			
Interest paid (net of amounts capitalized)	$ 526	$ 484	$ 417
Income taxes paid (proceeds from sale of renewable energy tax credits), net	161	(19)	31
Non-cash transactions			
Capital expenditures not paid	$ 533	$ 395	$ 264

The accompanying notes are an integral part of these statements.

Consumers Energy Company
Consolidated Balance Sheets

ASSETS

In Millions

December 31	2025	2024
Current Assets		
Cash and cash equivalents	$ 25	$ 44
Restricted cash and cash equivalents	86	75
Accounts receivable and accrued revenue, less allowance of $27 in 2025 and $23 in 2024	1,210	1,019
Accounts and notes receivable – related parties	15	17
Inventories at average cost		
Gas in underground storage	427	435
Materials and supplies	316	291
Generating plant fuel stock	31	30
Deferred property taxes	479	448
Regulatory assets	104	229
Prepayments and other current assets	132	86
Total current assets	2,825	2,674
Plant, Property, and Equipment		
Plant, property, and equipment, gross	36,120	33,434
Less accumulated depreciation and amortization	9,842	9,310
Plant, property, and equipment, net	26,278	24,124
Construction work in progress	2,354	1,766
Total plant, property, and equipment	28,632	25,890
Other Non-current Assets		
Regulatory assets	3,355	3,569
Accounts receivable	24	26
Accounts and notes receivable – related parties	88	92
Postretirement benefits	1,821	1,514
Other	346	323
Total other non-current assets	5,634	5,524
Total Assets	$ 37,091	$ 34,088

LIABILITIES AND EQUITY

In Millions

December 31	2025	2024
Current Liabilities		
Current portion of long-term debt and finance leases	$ 579	$ 456
Notes payable	—	65
Notes payable – related parties	340	—
Accounts payable	1,229	917
Accounts payable – related parties	14	12
Accrued rate refunds	28	38
Accrued interest	149	130
Accrued taxes	747	678
Regulatory liabilities	85	111
Other current liabilities	163	185
Total current liabilities	3,334	2,592
Non-current Liabilities		
Long-term debt	11,524	10,818
Long-term debt – related parties	1,005	823
Non-current portion of finance leases	81	69
Regulatory liabilities	4,091	4,067
Postretirement benefits	70	70
AROs	753	694
Deferred investment tax credit	118	122
Deferred income taxes	3,201	3,053
Other non-current liabilities	336	349
Total non-current liabilities	21,179	20,065
Commitments and Contingencies (Notes 3 and 4)		
Equity		
Common stockholder's equity		
Common stock, authorized 125.0 shares; outstanding 84.1 shares in both periods	841	841
Other paid-in capital	9,094	8,174
Accumulated other comprehensive loss	(13)	(11)
Retained earnings	2,619	2,390
Total common stockholder's equity	12,541	11,394
Cumulative preferred stock, $4.50 series, authorized 7.5 shares; outstanding 0.4 shares in both periods	37	37
Total equity	12,578	11,431
Total Liabilities and Equity	$ 37,091	$ 34,088

The accompanying notes are an integral part of these statements.

Consumers Energy Company
Consolidated Statements of Changes in Equity

In Millions

Years Ended December 31	2025	2024	2023
Total Equity at Beginning of Period	$ 11,431	$ 10,800	$ 10,155
Common Stock			
At beginning and end of period	841	841	841
Other Paid-in Capital			
At beginning of period	8,174	7,759	7,284
Stockholder contribution	920	735	475
Return of stockholder contribution	—	(320)	—
At end of period	9,094	8,174	7,759
Accumulated Other Comprehensive Loss			
Retirement benefits liability			
At beginning of period	(11)	(15)	(15)
Net gain (loss) arising during the period	(2)	3	(1)
Amortization of net actuarial loss	—	1	1
At end of period	(13)	(11)	(15)
Retained Earnings			
At beginning of period	2,390	2,178	2,008
Net income	1,129	1,009	867
Dividends declared on common stock	(898)	(795)	(695)
Dividends declared on preferred stock	(2)	(2)	(2)
At end of period	2,619	2,390	2,178
Cumulative Preferred Stock			
At beginning and end of period	37	37	37
Total Equity at End of Period	$ 12,578	$ 11,431	$ 10,800

The accompanying notes are an integral part of these statements.

CMS Energy Corporation
Consumers Energy Company
Notes to the Consolidated Financial Statements

1: Significant Accounting Policies

Principles of Consolidation: CMS Energy and Consumers prepare their consolidated financial statements in conformity with GAAP. CMS Energy's consolidated financial statements comprise CMS Energy, Consumers, NorthStar Clean Energy, and all other entities in which CMS Energy has a controlling financial interest or is the primary beneficiary. Consumers' consolidated financial statements comprise Consumers and all other entities in which it has a controlling financial interest. CMS Energy uses the equity method of accounting for investments in companies and partnerships that are not consolidated, where they have significant influence over operations and financial policies but are not the primary beneficiary. CMS Energy and Consumers eliminate intercompany transactions and balances.

Use of Estimates: CMS Energy and Consumers are required to make estimates using assumptions that may affect reported amounts and disclosures. Actual results could differ from those estimates.

Cash and Cash Equivalents and Restricted Cash and Cash Equivalents: Cash and cash equivalents include short-term, highly liquid investments with original maturities of three months or less. Restricted cash and cash equivalents are held primarily for the repayment of securitization bonds and funds held in escrow. These amounts are classified as current assets since they relate to payments that could or will occur within one year.

Contingencies: CMS Energy and Consumers record estimated loss contingencies on their consolidated financial statements when it is probable that a loss has been incurred and when the amount of loss can be reasonably estimated. For environmental remediation projects in which the timing of estimated expenditures is considered reliably determinable, CMS Energy and Consumers record the liability at its net present value, using a discount rate equal to the interest rate on monetary assets that are essentially risk-free and have maturities comparable to that of the environmental liability. Unless regulatory accounting applies, CMS Energy and Consumers expense legal fees as incurred; fees incurred but not yet billed are accrued based on estimates of work performed.

Debt Issuance Costs, Discounts, Premiums, and Refinancing Costs: Upon the issuance of long-term debt, CMS Energy and Consumers defer issuance costs, discounts, and premiums and amortize those amounts over the terms of the associated debt. Debt issuance costs are presented as a direct deduction from the carrying amount of long-term debt on the balance sheet. Upon the refinancing of long-term debt, Consumers, as a regulated entity, defers any remaining unamortized issuance costs, discounts, and premiums associated with the refinanced debt and amortizes those amounts over the term of the newly issued debt. For the non-regulated portions of CMS Energy's business, any remaining unamortized issuance costs, discounts, and premiums associated with extinguished debt are charged to earnings.

Derivative Instruments: In order to support ongoing operations, CMS Energy and Consumers may enter into contracts for the future purchase and sale of various commodities, such as electricity, natural gas, and coal. These forward contracts are generally long-term in nature and result in physical delivery of the

commodity at a contracted price. Most of these contracts are not subject to derivative accounting for one or more of the following reasons:

- they do not have a notional amount (that is, a number of units specified in a derivative instrument, such as MWh of electricity or Bcf of natural gas)
- they qualify for the normal purchases and sales exception
- they cannot be net settled due in part to the absence of an active market for the commodity

Consumers also uses FTRs to manage price risk related to electricity transmission congestion. An FTR is a financial instrument that entitles its holder to receive compensation or requires its holder to remit payment for congestion-related transmission charges. Consumers accounts for FTRs as derivatives and changes in the fair value of FTRs are deferred as regulatory assets or liabilities. For details regarding CMS Energy's and Consumers' derivative instruments recorded at fair value, see Note 6, Fair Value Measurements.

Electricity Market Transactions: Wholesale electricity market operators require the submission of hourly day-ahead and real-time bids and offers for energy at locations across each region. CMS Energy and Consumers account for such transactions on a net hourly basis in each of the real-time and day-ahead markets, netted across all locations in the energy market. CMS Energy and Consumers record net hourly purchases in purchased and interchange power and net hourly sales in operating revenue on their consolidated statements of income. They record net billing adjustments upon receipt of settlement statements, record accruals for future net purchases and sales adjustments based on historical experience, and reconcile accruals to actual expenses and sales upon receipt of settlement statements.

EPS: CMS Energy calculates basic and diluted EPS using the weighted-average number of shares of common stock and dilutive potential common stock outstanding during the period. Potential common stock, for purposes of determining diluted EPS, includes the effects of nonvested stock awards, forward equity sales, and convertible securities. CMS Energy computes the effect on potential common stock using the treasury stock method. Potentially dilutive common shares issuable upon conversion of the convertible senior notes are determined using the if-converted method for calculating diluted EPS. Diluted EPS excludes the impact of antidilutive securities, which are those securities resulting in an increase in EPS or a decrease in loss per share. For EPS computations, see Note 14, Earnings Per Share—CMS Energy.

Impairment of Long-lived Assets and Equity Method Investments: CMS Energy and Consumers perform tests of impairment if certain triggering events occur that indicate the carrying amount of an asset may not be recoverable or that there has been a decline in value that may be other than temporary.

CMS Energy and Consumers evaluate long-lived assets held in use for impairment by calculating the undiscounted future cash flows expected to result from the use of the asset and its eventual disposition. If the undiscounted future cash flows are less than the carrying amount, CMS Energy and Consumers recognize an impairment loss equal to the amount by which the carrying amount exceeds the fair value. CMS Energy and Consumers estimate the fair value of the asset using quoted market prices, market prices of similar assets, or discounted future cash flow analyses.

CMS Energy also assesses equity method investments for impairment whenever there has been a decline in value that is other than temporary. This assessment requires CMS Energy to determine the fair value of the equity method investment. CMS Energy determines fair value using valuation methodologies, including discounted cash flows, and assesses the ability of the investee to sustain an earnings capacity that justifies the carrying amount of the investment. CMS Energy records an impairment if the fair value is less than the carrying amount and the decline in value is considered to be other than temporary.

Investment Tax Credits: CMS Energy and its subsidiaries use the flow-through method of accounting for investment tax credits. Under the flow-through method, the credit is recognized as a reduction to income tax expense when the related plant, property, and equipment is placed into service. For its regulated utility assets, Consumers amortizes its investment tax credits over the life of the related property in accordance with regulatory treatment.

Inventory: CMS Energy and Consumers use the weighted-average cost method for valuing working gas, recoverable base gas in underground storage facilities, and materials and supplies inventory. CMS Energy and Consumers also use this method for valuing coal inventory, and they classify these amounts as generating plant fuel stock on their consolidated balance sheets.

CMS Energy and Consumers account for RECs and other environmental credits as inventory and use the weighted-average cost method to remove amounts from inventory. RECs and other environmental credits are used to satisfy compliance obligations related to the generation of power and in support of sustainability commitments. CMS Energy and Consumers classify these amounts within other assets on their consolidated balance sheets.

CMS Energy and Consumers evaluate inventory for impairment as required to ensure that its carrying value does not exceed the lower of cost or net realizable value.

Property Taxes: Property taxes are based on the taxable value of CMS Energy's and Consumers' real and personal property assessed by local taxing authorities. CMS Energy and Consumers record property tax expense over the fiscal year of the taxing authority for which the taxes are levied. The deferred property tax balance represents the amount of CMS Energy's and Consumers' accrued property tax that will be recognized over future governmental fiscal periods.

Other: For additional accounting policies, see:

- Note 3, Regulatory Matters
- Note 8, Plant, Property, and Equipment
- Note 9, Leases
- Note 10, Asset Retirement Obligations
- Note 11, Retirement Benefits
- Note 12, Stock-based Compensation
- Note 13, Income Taxes
- Note 14, Earnings Per Share—CMS Energy
- Note 15, Revenue
- Note 19, Variable Interest Entities

2: New Accounting Standards

Implementation of New Accounting Standards

ASU 2023-09, Incomes Taxes (Topic 740): Improvements to Income Tax Disclosures: This standard, which was effective on January 1, 2025 for CMS Energy and Consumers, requires expanded annual disclosures of the income taxes, including a more detailed reconciliation of the effective tax rate and disaggregated information on federal and state income taxes. The standard also requires disclosure of significant reconciling items and qualitative information about state and local jurisdictions contributing to income tax expense. The adoption of the new standard did not impact CMS Energy's or Consumers' liquidity, financial condition, or results of operations. The expanded disclosures required by this standard are included in Note 13, Income Taxes.

New Accounting Standards Not Yet Effective

ASU 2024-03, Income Statement—Reporting Comprehensive Income—Expense Disaggregation Disclosures (Subtopic 220-40): Disaggregation of Income Statement Expenses: This standard requires public companies to provide disaggregated information about certain expense categories presented on the income statement. The guidance calls for annual and interim disclosures that separate specified components, such as employee compensation, depreciation, and amortization, within relevant expense line items in the notes to the financial statements. The standard is effective for annual reporting periods beginning after December 15, 2026, and interim periods beginning after December 15, 2027, with early adoption permitted. CMS Energy and Consumers will adopt the guidance upon the effective date. The standard will not have an impact on CMS Energy's or Consumers' consolidated net income, cash flows, or financial position.

ASU 2025-06, Intangibles—Goodwill and Other—Internal-Use Software (Subtopic 350-40): Targeted Improvements to the Accounting for Internal-Use Software: This standard updates guidance for capitalizing costs related to internal-use software development. The amendments remove references to the previous "project stage" model and clarify the threshold for when capitalization should begin, focusing on whether completion of the project is probable. The amendments are effective for annual and interim reporting periods beginning after December 15, 2027. The guidance may be applied on a prospective, retrospective, or modified transition basis. Early adoption is permitted. CMS Energy and Consumers are currently evaluating the new standard.

3: Regulatory Matters

Regulatory matters are critical to Consumers. The Michigan Attorney General, ABATE, the MPSC Staff, residential customer advocacy groups, environmental organizations, and certain other parties typically participate in MPSC proceedings concerning Consumers, such as Consumers' rate cases and PSCR and GCR processes. Intervenors also participate in certain FERC matters, including FERC's regulation of certain wholesale rates that affect Consumers' power supply costs. These parties often challenge various aspects of those proceedings, including the prudence of Consumers' policies and practices, and seek cost disallowances and other relief. The parties also have appealed significant MPSC and FERC orders. Depending upon the specific issues, the outcomes of rate cases and proceedings, including judicial proceedings challenging MPSC and FERC orders or other actions, could negatively affect CMS Energy's and Consumers' liquidity, financial condition, and results of operations. Consumers cannot predict the outcome of these proceedings.

Regulatory Assets and Liabilities

Consumers is subject to the actions of the MPSC and FERC and therefore prepares its consolidated financial statements in accordance with the provisions of regulatory accounting. A utility must apply regulatory accounting when its rates are designed to recover specific costs of providing regulated services. Under regulatory accounting, Consumers records regulatory assets or liabilities for certain transactions that would have been treated as expense or revenue by non-regulated businesses.

Presented in the following table are the regulatory assets and liabilities on Consumers' consolidated balance sheets:

In Millions

December 31	2025	2024
Regulatory assets		
Current		
Energy waste reduction plan incentive[1]	$ 66	$ 60
Retention incentive program[2]	10	18
2022 PSCR underrecovery[3]	—	126
Other	28	25
Total current regulatory assets	$ 104	$ 229
Non-current		
Costs of coal-fueled electric generating units to be retired[3]	$ 1,179	$ 1,266
Postretirement benefits[2]	589	747
Securitized costs[3]	549	666
ARO[4]	379	366
Decommissioning costs[2]	197	158
Unamortized loss on reacquired debt[3]	89	92
MGP sites[3]	82	90
Energy waste reduction plan incentive[1]	64	64
Ludington overhaul contract dispute[2]	60	31
Service restoration cost deferral[4]	52	—
Energy waste reduction plan[3]	26	31
Postretirement benefits expense deferral mechanism[2]	22	21
Renewable Energy Plan[3]	7	—
Retention incentive program[2]	6	12
Other	54	25
Total non-current regulatory assets	$ 3,355	$ 3,569
Total regulatory assets	$ 3,459	$ 3,798
Regulatory liabilities		
Current		
Income taxes, net	$ 47	$ 53
ASP gain	28	47
Other	10	11
Total current regulatory liabilities	$ 85	$ 111
Non-current		
Cost of removal	$ 2,727	$ 2,665
Income taxes, net	1,118	1,163
Energy waste reduction plan	68	41
Green giving program	41	—
Postretirement benefits expense deferral mechanism	40	37
Renewable energy grant	38	40
ASP gain	19	46
Renewable Energy Plan	—	51
Other	40	24
Total non-current regulatory liabilities	$ 4,091	$ 4,067
Total regulatory liabilities	$ 4,176	$ 4,178

[1] These regulatory assets have arisen from an alternative-revenue program and are not associated with incurred costs or capital investments. Therefore, the MPSC has provided for recovery without a return.

[2] This regulatory asset is included in rate base, thereby providing a return.

[3] The MPSC has provided a specific return on these regulatory assets.

[4] These regulatory assets represent incurred costs for which the MPSC has provided recovery without a return on investment.

Regulatory Assets

Energy Waste Reduction Plan Incentive: The energy waste reduction incentive mechanism provides a financial incentive if the energy savings of Consumers' customers exceed annual targets established by the MPSC. Consumers accounts for this program as an alternative-revenue program that meets the criteria for recognizing revenue related to the incentive as soon as energy savings exceed the annual targets established by the MPSC.

In January 2026, the MPSC approved a settlement agreement authorizing Consumers to collect $64 million during 2026 as an incentive for exceeding its statutory savings targets in 2024. Consumers recognized incentive revenue under this program of $64 million in 2024.

Consumers also exceeded its statutory savings targets in 2025, achieved certain other goals, and will request the MPSC's approval to collect $64 million in the energy waste reduction reconciliation to be filed in May 2026. Consumers recognized incentive revenue under this program of $64 million in 2025.

Retention Incentive Program: To ensure necessary staffing at the D.E. Karn and J.H. Campbell coal-fueled generating units through their retirement, Consumers established retention incentive programs. The MPSC has approved deferred accounting treatment for the retention and severance costs incurred under these programs and has allowed for recovery over three years. These MPSC-approved retention plans concluded in November 2025. For additional details regarding retention incentive programs, see Note 20, Exit Activities and Asset Sales.

2022 PSCR Underrecovery: As a result of rising fuel prices during 2022, Consumers' power supply costs for 2022 were significantly higher than those projected in its 2022 PSCR plan. At the end of 2022, Consumers had recorded $401 million of under-recovered power supply costs. In 2023, the MPSC authorized Consumers to recover the 2022 underrecovery amount over three years, providing immediate relief to electric customers.

Costs of Coal-fueled Electric Generating Units to be Retired: In 2022, the MPSC approved Consumers' plans to retire the J.H. Campbell coal-fueled generating units in 2025. The MPSC authorized regulatory asset treatment for Consumers to recover the remaining book value of the units upon their retirement, as well as a 9.0-percent return on equity, through 2040, the units' original retirement date. Accordingly, in 2022, Consumers removed from total plant, property, and equipment an amount of $1.3 billion, representing the projected remaining book value of the electric generating units upon their retirement, and recorded it as a non-current regulatory asset on its consolidated balance sheets.

As discussed further below, the retirement of J.H. Campbell is subject to temporary extensions under emergency orders issued by the U.S. Secretary of Energy. Such orders authorize Consumers to obtain cost recovery at FERC; thus, Consumers has deferred the costs of complying with these orders as a regulatory asset.

Postretirement Benefits: As part of the ratemaking process, the MPSC allows Consumers to recover the costs of postretirement benefits. Accordingly, Consumers defers the net impact of actuarial losses and gains, prior service costs and credits, and settlements associated with postretirement benefits as a regulatory asset or liability. The asset or liability will decrease as the deferred items are amortized and recognized as components of net periodic benefit cost. For details about the amortization periods, see Note 11, Retirement Benefits.

Securitized Costs: The MPSC has issued securitization financing orders authorizing Consumers to issue securitization bonds in order to finance the recovery of the remaining book value of three smaller natural gas-fueled electric generating units that Consumers retired in 2015, seven smaller coal-fueled electric generating units that Consumers retired in 2016, and the D.E. Karn coal-fueled electric generating units that Consumers retired in 2023. Consumers has removed from plant, property, and equipment and recorded as a regulatory asset the book value of these units. Consumers is amortizing the regulatory asset over the life of the related securitization bonds, which it issued through subsidiaries in 2014 and 2023. For additional details regarding the securitization bonds, see Note 5, Financings and Capitalization—Securitization Bonds.

ARO: The recovery of the underlying asset investments and related removal and monitoring costs of recorded AROs is approved by the MPSC in depreciation rate cases. Consumers records a regulatory asset and a regulatory liability for timing differences between the recognition of AROs for financial reporting purposes and the recovery of these costs from customers. The recovery period approximates the useful life of the assets to be removed.

Decommissioning Costs: In Consumers' electric depreciation and general rate cases, the MPSC has authorized Consumers to remove from depreciation rates the costs of decommissioning the D.E. Karn coal-fueled electric generating units, and instead defer those costs as a regulatory asset to be recovered through 2031. Additionally, ash disposal costs related to Consumers' retired coal-fueled generating units may be deferred as a regulatory asset and collected over a ten-year period. In its 2022 order approving Consumers' integrated resource plan, the MPSC authorized similar treatment for the decommissioning and ash disposal costs associated with the J.H. Campbell coal-fueled generating units that were planned for retirement in 2025.

Unamortized Loss on Reacquired Debt: Under regulatory accounting, any unamortized discount, premium, or expense related to debt redeemed with the proceeds of new debt is deferred and amortized over the life of the new debt.

MGP Sites: Consumers is incurring environmental remediation and other response activity costs at 23 former MGP facilities. The MPSC allows Consumers to recover from its natural gas customers over a ten-year period the costs incurred to remediate the MGP sites. For additional information, see Note 4, Contingencies and Commitments—Consumers Gas Utility Contingencies.

Ludington Overhaul Contract Dispute: The MPSC has authorized Consumers to defer as a regulatory asset costs associated with correcting incomplete, nonconforming, and defective work performed by TAES during a major overhaul and upgrade of Ludington. Consumers will defer such costs while post-verdict proceedings and any appeals in the litigation with TAES and Toshiba continue; such costs will be offset, in part or in whole, by future litigation proceeds received from TAES or Toshiba. Consumers has also deferred replacement power costs due to outages resulting from correcting this work. Consumers will have the opportunity to seek appropriate recovery and ratemaking treatment for amounts recorded as a regulatory asset following resolution of the litigation. During 2025, cash expenditures associated with the Ludington overhaul contract dispute were $30 million. For additional details on the contract dispute, see Note 4, Contingencies and Commitments—Consumers Electric Utility Contingencies.

Service Restoration Cost Deferral: As a result of catastrophic storms in Consumers' electric service territory, Consumers incurred significant service restoration costs during March and April 2025. In April 2025, Consumers filed with the MPSC an ex parte application requesting approval to defer, as a regulatory asset, operating and maintenance expenses associated with the storms. In June 2025, the MPSC approved the application, authorizing the deferral of these expenses for accounting purposes. Recovery of this regulatory asset will be requested in a future case.

Energy Waste Reduction Plan: Michigan law requires electric and gas utilities to implement programs that reduce energy consumption through energy efficiency and demand-side energy conservation. Utilities may recover the cost of achieving specified reductions in customers' electricity and gas use through surcharges. The amount of spending incurred in excess of surcharges collected is recorded as a regulatory asset and amortized as surcharges are collected from customers over the plan period. The amount of surcharges collected in excess of spending incurred is recorded as a regulatory liability and amortized as costs are incurred.

Postretirement Benefits Expense Deferral Mechanism: In Consumers' general rate cases, the MPSC approved a mechanism allowing Consumers to defer for future recovery or refund pension and OPEB expenses above or below the amounts used to set existing rates. Amounts deferred will be collected from or refunded to customers over ten years.

Renewable Energy Plan: Under Michigan law, renewable energy standards specify how much electricity must come from renewable sources and which technologies, such as wind, solar, and certain biomass, qualify. Utilities may recover compliance costs, including renewable power purchases (and related financial mechanisms), depreciation, property taxes, interest, and other operating and maintenance expenses for company-owned renewable assets, along with a return on those assets. The MPSC allows Consumers to transfer and collect a portion of these costs through its PSCR process. Incremental costs may be collected through surcharges. If spending exceeds amounts collected, the difference is recorded as a regulatory asset and amortized as recovered from customers; this excludes amounts related to return on equity. If collections exceed spending, the excess is recorded as a regulatory liability and amortized as future costs are incurred for operating renewable facilities and purchasing RECs under renewable energy agreements.

Regulatory Liabilities

Income Taxes, Net: Consumers records regulatory assets and liabilities to reflect the difference between deferred income taxes recognized for financial reporting purposes and amounts previously reflected in Consumers' rates. This net balance will decrease over the remaining life of the related temporary differences and flow through income tax expense. The majority of the net regulatory liability recorded related to income taxes is associated with plant assets that are subject to normalization, which is governed by the Internal Revenue Code, and will be returned to customers over the remaining book life of the related plant assets. For additional details on deferred income taxes, see Note 13, Income Taxes.

ASP Gain: In April 2024, Consumers sold its unregulated ASP business to a non-affiliated company, resulting in a $110 million gain. In July 2024, the MPSC approved the utilization of $27.5 million, or one-fourth, of the gain on the sale as an offset to the revenue deficiency in lieu of additional rate relief during the 12-month period beginning October 1, 2024, with the remaining three-fourths of the gain, or $82.5 million, to be credited to customers as a bill credit over a three-year period beginning October 1, 2024.

Cost of Removal: The MPSC allows Consumers to collect amounts from customers to fund future asset removal activities. This regulatory liability is reduced as costs are incurred to remove the assets at the end of their useful lives.

Green Giving Program: In conjunction with Consumers' voluntary green pricing program, the MPSC has directed Consumers to use surplus program funds to support renewable-energy participation by low-income customers.

Renewable Energy Grant: In 2013, Consumers received a $69 million renewable energy grant for Lake Winds® Energy Park, which began operations in 2012. This grant reduces Consumers' cost of complying with Michigan's renewable portfolio standard and, accordingly, reduces the overall renewable energy surcharge to be collected from customers. The regulatory liability recorded for the grant will be amortized over the life of Lake Winds® Energy Park. Consumers presents the amortization as a reduction to maintenance and other operating expenses on its consolidated statements of income.

Consumers Electric Utility

2024 Electric Rate Case: In May 2024, Consumers filed an application with the MPSC seeking a rate increase of $325 million, made up of two components. First, Consumers requested a $303 million annual rate increase, based on a 10.25-percent authorized return on equity for the projected 12-month period ending February 28, 2026. The filing requested authority to recover costs related to new infrastructure investment primarily in distribution system reliability and cleaner energy resources. Second, Consumers requested approval of a $22 million surcharge for the recovery of distribution investments made in 2023 that exceeded the rates authorized in accordance with previous electric rate orders.

In October 2024, Consumers revised its requested increase to $277 million, primarily to reflect the removal of projected capital investments associated with certain solar facilities that Consumers incorporated into its amended Renewable Energy Plan.

In March 2025, the MPSC issued an order authorizing an annual rate increase of $176 million, which is inclusive of a $22 million surcharge for the recovery of distribution investments made in 2023 that exceeded the rate amounts authorized in accordance with previous electric rate orders. The approved rate increase is based on a 9.90-percent authorized return on equity. The new rates became effective in April 2025

J.H. Campbell Emergency Order: In May 2025, before the planned closure of J.H. Campbell, the U.S. Secretary of Energy issued an emergency order under section 202(c) of the Federal Power Act requiring J.H. Campbell to continue operating for 90 days, through August 20, 2025. Subsequently, the U.S. Secretary of Energy issued two additional emergency orders for 90 days each, ultimately requiring continued operation of J.H. Campbell through February 17, 2026. These orders stated that continued operation of J.H. Campbell was required to meet an energy emergency across MISO's North and Central regions. Consistent with the Federal Power Act and DOE regulations, the orders authorize Consumers to obtain cost recovery at FERC.

As directed, Consumers has continued to make J.H. Campbell available in the MISO market and, in June 2025, filed a complaint at FERC seeking a modification of the MISO Tariff that would enable Consumers to recover the costs of complying with the emergency orders. Consumers' complaint sought a mechanism in the MISO Tariff that would allow allocation of those compliance costs across the MISO North and Central regions, consistent with the nature of the energy emergency declared in the U.S. Secretary of Energy orders. In August 2025, FERC granted Consumers' complaint and ordered MISO to revise its tariff accordingly. MISO submitted a compliance filing with FERC in September 2025, and FERC approval of the compliance filing remains pending.

In January 2026, Consumers filed a request at FERC seeking recovery of the net financial impact of complying with the May 2025 emergency order, which was $42 million after applying MISO revenues of $78 million. This filing encompasses recovery sought by the joint owners of J.H. Campbell.

For the second emergency order period through December 31, 2025, the net financial impact of compliance was $93 million after applying MISO revenues of $77 million. Consumers will seek recovery of these compliance costs at a later date, consistent with rate recovery sought for the May 2025 emergency order. The ultimate financial impact remains subject to the outcome of the FERC proceeding and any future guidance or interpretation.

Consumers Gas Utility

2024 Gas Rate Case: In December 2024, Consumers filed an application with the MPSC seeking an annual rate increase of $248 million based on a 10.25-percent authorized return on equity for the projected 12-month period ending October 31, 2026. In July 2025, Consumers revised its requested increase to $217 million. In September 2025, the MPSC issued an order authorizing an annual rate increase of $157.5 million, based on a 9.80-percent authorized return on equity. The new rates became effective in November 2025.

PSCR and GCR

The PSCR and GCR ratemaking processes are designed to allow Consumers to recover all of its power supply and purchased natural gas costs if incurred under reasonable and prudent policies and practices. The MPSC reviews these costs, policies, and practices in annual plan and reconciliation proceedings. Consumers adjusts its PSCR and GCR billing charges monthly, subject to ceiling factor limitations, in order to minimize the underrecovery or overrecovery amount in the annual reconciliations. Underrecoveries represent power supply and purchased natural gas costs that will be recovered from customers; overrecoveries represent previously collected revenues that will be refunded to customers.

Presented in the following table are the liabilities for PSCR and GCR underrecoveries and overrecoveries reflected on Consumers' consolidated balance sheets:

In Millions

December 31	2025	2024
Assets		
PSCR underrecoveries	$ 38	$ —
Accounts receivable and accrued revenue	$ 38	$ —
Liabilities		
PSCR overrecoveries	$ —	$ 13
GCR overrecoveries	28	25
Accrued rate refunds	$ 28	$ 38

4: Contingencies and Commitments

CMS Energy and Consumers are involved in various matters that give rise to contingent liabilities. Depending on the specific issues, the resolution of these contingencies could negatively affect CMS Energy's and Consumers' liquidity, financial condition, and results of operations. In their disclosures of these matters, CMS Energy and Consumers provide an estimate of the possible loss or range of loss when such an estimate can be made. Disclosures stating that CMS Energy or Consumers cannot predict the outcome of a matter indicate that they are unable to estimate a possible loss or range of loss for the matter.

CMS Energy Contingencies

CMS Land retained environmental remediation obligations for the collection and treatment of leachate at Bay Harbor after selling its interests in the development in 2002. Leachate is produced when water enters into cement kiln dust piles left over from former cement plant operations at the site. In 2012, CMS Land and EGLE finalized an agreement establishing the final remedies and the future water quality criteria at the site. CMS Land completed all construction necessary to implement the remedies required by the agreement and will continue to maintain and operate a system to discharge treated leachate into Little Traverse Bay under an NPDES permit, which was valid through 2025. CMS Land submitted a renewal request in March 2025, and will continue to operate under the existing permit until a renewal is issued.

At December 31, 2025, CMS Energy had a recorded liability of $48 million for its remaining obligations for environmental remediation. CMS Energy calculated this liability based on discounted projected costs, using a discount rate of 4.34 percent and an inflation rate of 1 percent on annual operating and maintenance costs. The undiscounted amount of the remaining obligation is $62 million. CMS Energy expects to pay the following amounts for long-term leachate disposal and operating and maintenance costs in each of the next five years:

In Millions

	2026	2027	2028	2029	2030
Long-term leachate disposal and operating and maintenance costs	$ 4	$ 4	$ 4	$ 4	$ 4

CMS Energy's estimate of response activity costs and the timing of expenditures could change if there are changes in circumstances or assumptions used in calculating the liability. Although a liability for its present estimate of remaining response activity costs has been recorded, CMS Energy cannot predict the ultimate financial impact or outcome of this matter.

Consumers Electric Utility Contingencies

Electric Environmental Matters: Consumers' operations are subject to environmental laws and regulations. Historically, Consumers has generally been able to recover, in customer rates, the costs to operate its facilities in compliance with these laws and regulations.

Cleanup and Solid Waste: Consumers expects to incur remediation and other response activity costs at a number of sites under NREPA. Consumers believes that these costs should be recoverable in rates, but cannot guarantee that outcome. Consumers estimates its liability for NREPA sites for which it can estimate a range of loss to be between $2 million and $3 million. At December 31, 2025, Consumers had a recorded liability of $2 million, the minimum amount in the range of its estimated probable NREPA liability, as no amount in the range was considered a better estimate than any other amount.

Consumers is a potentially responsible party at a number of contaminated sites administered under CERCLA. CERCLA liability is joint and several. In 2010, Consumers received official notification from the EPA that identified Consumers as a potentially responsible party for cleanup of PCBs at the Kalamazoo River CERCLA site. The notification claimed that the EPA had reason to believe that Consumers disposed of PCBs and arranged for the disposal and treatment of PCB-containing materials at portions of the site. In 2011, Consumers received a follow-up letter from the EPA requesting that Consumers agree to participate in a removal action plan along with several other companies for an area of lower Portage Creek, which is connected to the Kalamazoo River. All parties asked to participate in the removal action plan, including Consumers, declined to accept liability. Until further information is received from the EPA, Consumers is unable to estimate a range of potential liability for cleanup of the river.

Based on its experience, Consumers estimates its share of the total liability for known CERCLA sites to be between $3 million and $8 million. Various factors, including the number and creditworthiness of potentially responsible parties involved with each site, affect Consumers' share of the total liability. At December 31, 2025, Consumers had a recorded liability of $3 million for its share of the total liability at these sites, the minimum amount in the range of its estimated probable CERCLA liability, as no amount in the range was considered a better estimate than any other amount.

The timing of payments related to Consumers' remediation and other response activities at its CERCLA and NREPA sites is uncertain. Consumers periodically reviews these cost estimates. A change in the underlying assumptions, such as an increase in the number of sites, different remediation techniques, the nature and extent of contamination, and legal and regulatory requirements, could affect its estimates of NREPA and CERCLA liability.

Ludington Overhaul Contract Dispute: Consumers and DTE Electric, co-owners of Ludington, entered into a 2010 engineering, procurement, and construction agreement with Toshiba International, under which Toshiba International contracted to perform a major overhaul and upgrade of Ludington. Toshiba International later assigned the contract and all of its obligations to TAES. TAES' work under the contract was incomplete, defective, and non-conforming. Consumers and DTE Electric repeatedly documented TAES' failure to perform under the contract and demanded that TAES provide a comprehensive plan to resolve those matters, including adherence to its warranty commitments and other contractual obligations. Consumers and DTE Electric engaged in extensive efforts to resolve these issues with TAES, including a formal demand to TAES' parent, Toshiba, under a parent guaranty it provided. TAES did not provide a comprehensive plan or otherwise meet its performance obligations. As a result of TAES' defaults, Consumers and DTE Electric terminated the contract.

In order to enforce their rights under the contract and parent guaranty, and to pursue appropriate damages, Consumers and DTE Electric filed a complaint against TAES and Toshiba in the U.S. District Court for the Eastern District of Michigan in 2022. TAES and Toshiba filed a motion to dismiss the complaint, along with an answer and counterclaims seeking approximately $15 million in damages related to payments allegedly owed under the parties' contract. The court denied the motion to dismiss filed by TAES and Toshiba.

The case against TAES went to trial before a jury and, in December 2025, the jury rendered a verdict in Consumers' and DTE Electric's favor. The jury found that TAES breached the parties' contract and awarded damages of $383 million. The parties separately stipulated to $11 million in additional liquidated damages for late performance by TAES. These amounts are subject to pre- and post-judgment interest. In addition, the jury rejected TAES' counterclaim, determining that Consumers and DTE Electric did not breach the contract. The parent guaranty provided by Toshiba allows Consumers and DTE Electric to recover legal costs in addition to damages. The parties are still engaged in post-verdict proceedings at the District Court and the jury verdict may be appealed; these processes could take two years or more to

conclude with finality. The jury verdict was a favorable outcome for Consumers but an unfavorable outcome in these additional proceedings could have a material adverse effect on CMS Energy's and Consumers' financial condition, results of operations, or liquidity. Consumers and DTE Electric must still also resolve their claim against Toshiba under the parent guaranty, which is still pending but which was bifurcated by the Court from the claims against TAES.

Previously, Toshiba announced that TBJH became the majority shareholder and new parent company of Toshiba through a common stock purchase. TBJH is a subsidiary of a Japanese private equity firm. Consumers and DTE Electric do not believe that this affects their rights under the parent guaranty provided by Toshiba.

With MPSC approval, Consumers and DTE Electric were authorized to defer as a regulatory asset the costs associated with repairing or replacing the defective work performed by TAES while the litigation with TAES and Toshiba remains pending. Consumers currently estimates that its share of repair, replacement, and other damages resulting from TAES' defective work is approximately $350 million, which is expected to be offset in part or entirely by future litigation proceeds received from TAES or Toshiba. Consumers and DTE Electric will have the opportunity to seek appropriate recovery and ratemaking treatment for amounts recorded as a regulatory asset following resolution of the litigation, including any amounts not recovered from TAES or Toshiba. Consumers cannot predict the financial impact or outcome of such proceedings.

Consumers Gas Utility Contingencies

Consumers expects to incur remediation and other response activity costs at a number of sites under NREPA. These sites include 23 former MGP facilities. Consumers operated the facilities on these sites for some part of their operating lives. For some of these sites, Consumers has no present ownership interest or may own only a portion of the original site.

At December 31, 2025, Consumers had a recorded liability of $59 million for its remaining obligations for these sites. Consumers expects to pay the following amounts for remediation and other response activity costs in each of the next five years:

In Millions

	2026	2027	2028	2029	2030
Remediation and other response activity costs	$ 3	$ 8	$ 25	$ 11	$ 3

Consumers periodically reviews these cost estimates. Any significant change in the underlying assumptions, such as an increase in the number of sites, changes in remediation techniques, or legal and regulatory requirements, could affect Consumers' estimates of annual response activity costs and the MGP liability.

Pursuant to orders issued by the MPSC, Consumers defers its MGP-related remediation costs and recovers them from its customers over a ten-year period. At December 31, 2025, Consumers had a regulatory asset of $82 million related to the MGP sites.

Guarantees

Presented in the following table are CMS Energy's and Consumers' guarantees at December 31, 2025:

In Millions

Guarantee Description	Issue Date	Expiration Date	Maximum Obligation	Carrying Amount
CMS Energy, including Consumers				
Indemnity obligations from sale of membership interests in VIEs[1]	various	various	$ 230	$ —
Indemnity obligations from stock and asset sale agreements[2]	various	indefinite	152	—
Guarantee[3]	2011	indefinite	30	—
Consumers				
Guarantee[3]	2011	indefinite	$ 30	$ —

1 These obligations arose from the sale of membership interests in Aviator Wind, BG Solar Holdings, Newport Solar Holdings, and NWO Holdco to tax equity investors. NorthStar Clean Energy provided certain indemnity obligations that protect the tax equity investors against losses incurred as a result of breaches of representations and warranties under the associated limited liability company agreements. These obligations are generally capped at an amount equal to the tax equity investor's capital contributions plus a specified return, less any distributions and tax benefits it receives, in connection with its membership interest. For any indemnity obligations related to Aviator Wind, NorthStar Clean Energy would recover 49 percent of any amounts paid to the tax equity investor from the other owner of Aviator Wind Equity Holdings. Additionally, Aviator Wind holds insurance coverage that would partially protect against losses incurred as a result of certain failures to qualify for production tax credits. For further details on NorthStar Clean Energy's ownership interest in these entities, see Note 19, Variable Interest Entities.

2 These obligations arose from stock and asset sale agreements under which CMS Energy or a subsidiary of CMS Energy indemnified the purchaser for losses resulting from various matters, including claims related to taxes. The maximum obligation amount is mostly related to an Equatorial Guinea tax claim.

3 This obligation comprises a guarantee provided by Consumers to the DOE in connection with a settlement agreement regarding damages resulting from the department's failure to accept spent nuclear fuel from nuclear power plants formerly owned by Consumers.

Additionally, in the normal course of business, CMS Energy, Consumers, and certain other subsidiaries of CMS Energy have entered into various agreements containing tax and other indemnity provisions for which they are unable to estimate the maximum potential obligation. CMS Energy and Consumers consider the likelihood that they would be required to perform or incur substantial losses related to these indemnities and those disclosed in the table to be remote.

Other Contingencies

In addition to the matters disclosed in this Note and Note 3, Regulatory Matters, there are certain other lawsuits and administrative proceedings before various courts and governmental agencies, as well as unasserted claims that may result in such proceedings, arising in the ordinary course of business to which CMS Energy, Consumers, and certain other subsidiaries of CMS Energy are parties. These other lawsuits, proceedings, and unasserted claims may involve personal injury, property damage, contracts, environmental matters, federal and state taxes, rates, licensing, employment, and other matters. Certain of these matters, while potentially substantial, are covered by insurance and the insurer or insurers are involved in the relevant proceedings. Further, CMS Energy and Consumers occasionally self-report

certain regulatory non-compliance matters that may or may not eventually result in administrative proceedings. CMS Energy and Consumers believe that the outcome of any one of these proceedings and potential claims will not have a material negative effect on their consolidated results of operations, financial condition, or liquidity.

Contractual Commitments

Purchase Obligations: Purchase obligations arise from long-term contracts for the purchase of commodities and related services, primarily long-term PPAs, and construction and service agreements. Related-party PPAs are between Consumers and certain affiliates of NorthStar Clean Energy. Presented in the following table are CMS Energy's and Consumers' contractual purchase obligations at December 31, 2025 for each of the periods shown:

In Millions

	Payments Due						
	Total	2026	2027	2028	2029	2030	Beyond 2030
CMS Energy, including Consumers							
Total PPAs	$ 16,983	$ 873	$ 904	$ 930	$ 942	$ 1,011	$ 12,323
Other	3,582	1,511	762	468	391	303	147
Total purchase obligations	20,565	2,384	1,666	1,398	1,333	1,314	12,470
Consumers							
PPAs							
MCV PPA	$ 5,539	$ 339	$ 312	$ 316	$ 308	$ 395	$ 3,869
Related-party PPAs	62	32	30	—	—	—	—
Other PPAs	11,382	502	562	614	634	616	8,454
Total PPAs	$ 16,983	$ 873	$ 904	$ 930	$ 942	$ 1,011	$ 12,323
Other	2,700	1,185	599	363	266	232	55
Total purchase obligations	19,683	2,058	1,503	1,293	1,208	1,243	12,378

MCV PPA: Consumers has a PPA with the MCV Partnership giving Consumers the right to purchase up to 1,240 MW of capacity and energy produced by the MCV Facility through May 2030. The MCV PPA provides for:

- a capacity charge of $10.14 per MWh of available capacity through March 2025 and $5.00 per MWh of available capacity from March 2025 through the termination date of the PPA
- a fixed energy charge of $6.30 per MWh for on-peak hours and $6.00 for off-peak hours
- a variable energy charge based on the MCV Partnership's cost of production for energy delivered to Consumers
- a $5 million annual contribution by the MCV Partnership to a renewable resources program through March 2025

Capacity and energy charges under the MCV PPA were $360 million in 2025, $358 million in 2024, and $340 million in 2023.

In September 2025, Consumers entered into a new ten-year PPA with the MCV Partnership for the purchase of up to 1,240 MW of capacity and associated energy from the MCV Facility, effective June 1, 2030. Under the terms of the new agreement, Consumers will pay a monthly capacity charge of $5.00 per MWh of available capacity. Energy payments include a fixed component designed to recover non-fuel operating costs and a variable component based on the MCV Partnership's cost of production for

energy delivered to Consumers. The agreement, which is subject to MPSC approval, supports Consumers' ongoing resource adequacy and energy supply planning efforts.

Other PPAs: Consumers has PPAs expiring through 2060 with various counterparties. The majority of the PPAs have capacity and energy charges for delivered energy. Capacity and energy charges under these PPAs were $603 million in 2025, $565 million in 2024, and $498 million in 2023. In addition, CMS Energy and Consumers account for several of their PPAs as leases. See Note 9, Leases for more information about CMS Energy's and Consumers' lease obligations.

5: Financings and Capitalization

Presented in the following table is CMS Energy's long-term debt at December 31:

In Millions, Except Interest Rate and Maturity

	Interest Rate (%)	Maturity	2025	2024
CMS Energy, including Consumers				
CMS Energy, parent only				
Senior notes	3.600	2025	$ —	$ 250
	3.000	2026	300	300
	2.950	2027	275	275
	3.450	2027	350	350
	4.700	2043	250	250
	4.875	2044	300	300
			$ 1,475	$ 1,725
Convertible senior notes[1]	3.375 [2]	2028	$ 800	$ 800
	3.125 [3]	2031	1,000	—
			$ 1,800	$ 800
Junior subordinated notes[4]	4.750 [5]	2050	$ 500	$ 500
	3.750 [6]	2050	400	400
	6.500 [7]	2055	1,000	—
	5.625	2078	200	200
	5.875	2078	280	280
	5.875	2079	630	630
			$ 3,010	$ 2,010
Term loan facilities	variable	2025	$ —	$ 90
	variable	2025	—	400
			$ —	$ 490
Total CMS Energy, parent only			$ 6,285	$ 5,025
CMS Energy subsidiaries				
Consumers			$ 12,196	$ 11,370
NorthStar Clean Energy				
Revolving credit facility	variable [8]	2028	235	150
Construction financing agreement[9]	variable	Five years after conversion date	223	—
Total principal amount outstanding			$ 18,939	$ 16,545
Current amounts			(950)	(1,192)
Unamortized discounts			(28)	(29)
Unamortized issuance costs			(154)	(130)
Total CMS Energy long-term debt			$ 17,807	$ 15,194

[1] Holders of the convertible senior notes may convert their notes at their option in accordance with the conditions outlined in the related indentures. CMS Energy will settle conversions of the notes in accordance with the terms outlined in the related indentures. The conversion rate will be subject to adjustment for

anti-dilutive events and fundamental change and redemption provisions as described in the related indentures. There are no sinking fund requirements for the notes.

[2] At December 31, 2025, the conversion price for the notes was $73.61 per share of common stock. Unamortized debt costs associated with this issuance were $6 million at December 31, 2025 and $9 million at December 31, 2024.

[3] At December 31, 2025, the conversion price for the notes was $90.61 per share of common stock. Unamortized debt costs associated with this issuance were $12 million at December 31, 2025.

[4] These unsecured obligations rank subordinate and junior in right of payment to all of CMS Energy's existing and future senior indebtedness.

[5] On June 1, 2030, and every five years thereafter, the notes will reset to an interest rate equal to the five-year treasury rate plus 4.116 percent.

[6] On December 1, 2030, and every five years thereafter, the notes will reset to an interest rate equal to the five-year treasury rate plus 2.900 percent.

[7] On June 1, 2035, and every five years thereafter, the notes will reset to an interest rate equal to the five-year treasury rate plus 1.961 percent.

[8] Loans under this facility have an interest rate of one-month Term SOFR plus 1.750 percent less an adjustment of 0.050 percent for green credit advances. At December 31, 2025, the weighted-average interest rate for the loans issued under this facility was 5.436 percent.

[9] Loans under this facility have an interest rate of one-month Term SOFR plus 2.250 percent. At December 31, 2025, the weighted-average interest rate for the loans issued under this facility was 6.476 percent. At completion of project construction, scheduled for the first half of 2026, a portion of this financing will convert into a term loan that will mature five years after the conversion date.

Presented in the following table is Consumers' long-term debt at December 31:

In Millions, Except Interest Rate and Maturity

	Interest Rate (%)	Maturity	2025	2024
Consumers				
First mortgage bonds	5.240	2026	$ 115	$ 115
	3.680	2027	100	100
	3.390	2027	35	35
	4.650	2028	425	425
	3.800	2028	300	300
	4.900	2029	500	500
	5.070	2029	50	50
	4.600	2029	600	600
	4.700	2030	700	700
	4.500	2031	500	—
	5.170	2032	95	95
	3.600	2032	350	350
	3.180	2032	100	100
	4.625	2033	700	700
	5.050	2035	625	—
	5.800	2035	175	175
	5.380	2037	140	140
	3.520	2037	335	335
	4.010	2038	215	215
	6.170	2040	50	50
	4.970	2040	50	50
	4.310	2042	263	263
	3.950	2043	425	425
	4.100	2045	250	250
	3.250	2046	450	450
	3.950	2047	350	350
	4.050	2048	550	550
	4.350	2049	550	550
	3.750	2050	300	300
	3.100	2050	550	550
	3.500	2051	575	575
	2.650	2052	300	300
	4.200	2052	450	450
	3.860	2052	50	50
	4.280	2057	185	185
	2.500	2060	525	525
	4.350	2064	250	250
	variable [1]	2069	76	76
	variable [1]	2070	134	134
	variable [1]	2070	127	127
			$ 12,520	$ 11,395

In Millions, Except Interest Rate and Maturity

	Interest Rate (%)	Maturity	2025	2024
Tax-exempt revenue bonds	0.875 [2]	2035	$ 35	$ 35
	3.350 [3]	2049	75	75
			$ 110	$ 110
2014 Securitization bonds	3.528 [4]	2029 [5]	$ 81	$ 112
2023 Securitization bonds	5.281 [6]	2028-2031 [5]	504	588
			$ 585	$ 700
Total principal amount outstanding			$ 13,215	$ 12,205
Current amounts			(573)	(452)
Long-term debt – related parties[7] principal amount outstanding		2043-2060	(1,019)	(835)
Unamortized discounts			(26)	(27)
Unamortized issuance costs			(73)	(73)
Total long-term debt			$ 11,524	$ 10,818

1 The variable-rate bonds bear interest quarterly at a rate of three-month SOFR minus 0.038 percent, subject to a zero-percent floor. At December 31, 2025, the interest rates were 3.685 percent for bonds due September 2069, 3.851 percent for bonds due May 2070, and 3.897 percent for bonds due October 2070. The interest rate for the variable-rate bonds at December 31, 2024 were 4.320 percent, 4.483 percent, and 4.551 percent, respectively. The holders of these variable-rate bonds may put them to Consumers for redemption on certain dates prior to their stated maturity, including dates within one year of December 31, 2025.

2 The interest rate on these tax-exempt revenue bonds will reset on October 8, 2026.

3 The interest rate on these tax-exempt revenue bonds will reset on October 1, 2027.

4 The weighted-average interest rate for Consumers' securitization bonds issued through its subsidiary, Consumers 2014 Securitization Funding, was 3.528 percent at December 31, 2025 and 2024.

5 Principal and interest payments are made semiannually.

6 The weighted-average interest rate for Consumers' securitization bonds issued through its subsidiary, Consumers 2023 Securitization Funding, was 5.281 percent at December 31, 2025 and 5.322 percent at December 31, 2024.

7 Long-term debt – related parties reflects Consumers' outstanding debt held by its parent as a result of CMS Energy's repurchase of Consumers' first mortgage bonds. Unamortized discounts associated with the repurchase of Consumers' first mortgage bonds were $5 million at December 31, 2025 and 2024. Unamortized issuance costs were $9 million at December 31, 2025 and $7 million at December 31, 2024.

Financings: Presented in the following table is a summary of major long-term debt issuances during 2025:

		Principal (In Millions)	Interest Rate (%)	Issuance Date	Maturity Date
CMS Energy, parent only					
Junior subordinated notes	$	1,000	6.500	February 2025	June 2055
Term loan credit agreement		110	variable	February 2025	December 2025
Convertible senior notes		1,000	3.125	November 2025	May 2031
Total CMS Energy, parent only	$	2,110			
NorthStar Clean Energy					
Construction financing agreement	$	223	variable	February 2025	Five years after conversion date
Total NorthStar Clean Energy	$	223			
Consumers					
First mortgage bonds	$	500	4.500	May 2025	January 2031
First mortgage bonds		625	5.050	May 2025	May 2035
Total Consumers	$	1,125			
Total CMS Energy	$	3,458			

Retirements: Presented in the following table is a summary of major long-term debt retirements during 2025:

		Principal (In Millions)	Interest Rate (%)	Retirement Date	Maturity Date
CMS Energy, parent only					
Term loan credit agreement	$	400	variable	February 2025	September 2025
Term loan credit agreement		200	variable	February 2025	December 2025
Senior notes		250	3.600	November 2025	November 2025
Total CMS Energy, parent only	$	850			
Total CMS Energy	$	850			

CMS Energy's Purchase of Consumers' First Mortgage Bonds: CMS Energy purchased Consumers' first mortgage bonds with a principal balance of $184 million during 2025 in exchange for cash of $109 million. On a consolidated basis, CMS Energy's repurchase of Consumers' first mortgage bonds was accounted for as a debt extinguishment and resulted in a pre-tax gain of $72 million during 2025, which was recorded in other income on CMS Energy's consolidated statements of income. Interest expense related to the repurchased bonds was $28 million for the year ended December 31, 2025, which was recorded in interest expense – related parties on Consumers' consolidated statements of income.

In 2024, CMS Energy purchased Consumers' first mortgage bonds with a principal balance of $404 million in exchange for cash of $289 million. On a consolidated basis, CMS Energy's repurchase of Consumers' first mortgage bonds resulted in a pre-tax gain of $110 million for the year ended December 31, 2024. Interest expense related to the repurchased bonds was $19 million for the year ended December 31, 2024.

In 2023, CMS Energy purchased Consumers' first mortgage bonds with a principal balance of $431 million in exchange for cash of $293 million. On a consolidated basis, CMS Energy's repurchase of Consumers' first mortgage bonds resulted in a pre-tax gain of $131 million for the year ended

December 31, 2023. Interest expense related to the repurchased bonds was $5 million for the year ended December 31, 2023.

Regulatory Authorization for Financings: Consumers is required to maintain FERC authorization for financings. Any long-term issuances during the authorization period are exempt from FERC's competitive bidding and negotiated placement requirements. Its short-term authorization ends on May 2, 2026. In January 2026, Consumers filed an application with FERC for authority to issue long-term and short-term debt securities between May 1, 2026 and April 30, 2028.

First Mortgage Bonds: Consumers secures its first mortgage bonds by a mortgage and lien on substantially all of its property. Consumers' ability to issue first mortgage bonds is restricted by certain provisions in the First Mortgage Bond Indenture and the need for regulatory approvals under federal law. Restrictive issuance provisions in the First Mortgage Bond Indenture include achieving a two-times interest coverage ratio and having sufficient unfunded net property additions.

Securitization Bonds: Certain regulatory assets held by Consumers' subsidiaries, Consumers 2014 Securitization Funding and Consumers 2023 Securitization Funding, collateralize Consumers' securitization bonds. Consumers 2014 Securitization Funding and Consumers 2023 Securitization Funding are distinct subsidiaries. The bondholders of each entity have no recourse to the other's assets or the assets of Consumers. Consumers collects securitization surcharges to cover the principal and interest on the bonds as well as certain other qualified costs. The surcharges collected by Consumers on behalf of each entity are remitted to that subsidiary's account and are not available to creditors of Consumers or creditors of Consumers' affiliates other than the subsidiary that issued the bonds.

Debt Maturities: At December 31, 2025, the aggregate annual maturities for long-term debt for the next five years, based on stated maturities or earlier put dates, were:

In Millions

	2026	2027	2028	2029	2030
CMS Energy, including Consumers					
Long-term debt					
CMS Energy, parent only	$ 300	$ 625	$ 800	$ —	$ —
NorthStar Clean Energy	77	—	235	—	—
Consumers	573	263	843	1,256	812
Total CMS Energy	$ 950	$ 888	$ 1,878	$ 1,256	$ 812
Consumers					
Long-term debt	$ 573	$ 263	$ 843	$ 1,256	$ 812

Credit Facilities: The following credit facilities with banks were available at December 31, 2025:

In Millions

Expiration Date	Amount of Facility	Amount Borrowed	Letters of Credit Outstanding	Amount Available
CMS Energy, parent only				
Unsecured revolving credit facility, expiring November 2030[1]	$ 750	$ —	$ 35	$ 715
Unsecured letter of credit facility, expiring September 2026	50	—	50	—
NorthStar Clean Energy				
Secured revolving credit facility, expiring May 2028[2]	$ 250	$ 235	$ 10	$ 5
Secured letter of credit facility, expiring September 2028[3]	37	—	37	—
Secured letter of credit facility[4]	19	—	12	7
Consumers				
Secured revolving credit facility, expiring November 2030[5,6]	$ 1,100	$ —	$ 6	$ 1,094
Secured revolving credit facility, expiring November 2028[5,6]	300	—	—	300
Secured letter of credit facility, expiring May 2027[5]	100	—	100	—
Unsecured letter of credit facility, expiring March 2028	50	—	43	7
Unsecured letter of credit facility[7]	100	—	97	3
Unsecured letter of credit facility[7]	100	—	100	—

1 There were no borrowings under this facility during the year ended December 31, 2025.

2 Obligations under this facility are secured by certain pledged equity interests in subsidiaries of NorthStar Clean Energy; under the terms of this facility, the interests may not be sold by NorthStar Clean Energy unless there is an agreed-upon substitution for the pledged equity interests. At December 31, 2025, the net book value of the pledged equity interests was $514 million. Also under the terms of this facility, NorthStar Clean Energy may be restricted from remitting cash dividends to CMS Energy in the event of default.

3 This letter of credit facility is available to a subsidiary of Aviator Wind Equity Holdings and is secured by assets of Aviator Wind. For more information regarding Aviator Wind Equity Holdings and Aviator Wind, see Note 19, Variable Interest Entities.

4 The letter of credit facility is available to certain subsidiaries of NorthStar Clean Energy. The letter of credit facility is secured under a construction-to-term financing agreement and will expire five years after the term conversion date.

5 Obligations under these facilities are secured by first mortgage bonds of Consumers.

6 There were no borrowings under these facilities during the year ended December 31, 2025.

7 Uncommitted letter of credit facility with automatic renewal provisions and therefore no expiration.

Short-term Borrowings: Under Consumers' commercial paper program, Consumers may issue, in one or more placements, investment-grade commercial paper notes with maturities of up to 365 days at market interest rates. These issuances are supported by Consumers' revolving credit facilities and may have an aggregate principal amount outstanding of up to $500 million. While the amount of outstanding commercial paper does not reduce the available capacity of the revolving credit facilities, Consumers does not intend to issue commercial paper in an amount exceeding the available capacity of the facilities. At December 31, 2025, there were no commercial paper notes outstanding under this program.

In December 2025, Consumers renewed a short-term credit agreement with CMS Energy, permitting Consumers to borrow up to $500 million at an interest rate of the prior month's average one-month Term SOFR minus 0.100 percent. At December 31, 2025, outstanding borrowings under the agreement were $340 million bearing interest at 3.859 percent, recorded as current notes payable – related parties on Consumers' consolidated balance sheets.

NorthStar Clean Energy's Supplier Financing Program: Under a supplier financing program, NorthStar Clean Energy agrees to pay a bank that is acting as its payment agent the stated amount of confirmed invoices from participating suppliers on the original maturity dates of the invoices. The bank is required to pay the supplier invoices that have been confirmed as valid under the program in full within 135 days of the invoice date. NorthStar Clean Energy does not provide collateral or a guarantee to the bank in support of its payment obligations under the agreement, nor does it pay a fee for the service. NorthStar Clean Energy or the bank may terminate the supplier financing program agreement upon 30 days prior written notice to the other party. Obligations under this program are accounted for in accounts payable on CMS Energy's consolidated balance sheets.

Presented in the following table is the activity under NorthStar Clean Energy's supplier financing program during the year ended December 31, 2025

In Millions

Year Ended December 31		2025		2024
Balance of payables under suppler financing program at beginning of period	$	22	$	—
Payables confirmed		158		22
Payments and other adjustments		(102)		—
Balance of payables under suppler financing program at end of period	$	78	$	22

Dividend Restrictions: At December 31, 2025, payment of dividends by CMS Energy on its common stock was limited to $8.9 billion under provisions of the Michigan Business Corporation Act of 1972.

Under the provisions of its articles of incorporation, at December 31, 2025, Consumers had $2.5 billion of unrestricted retained earnings available to pay dividends on its common stock to CMS Energy. Provisions of the Federal Power Act and the Natural Gas Act appear to restrict dividends payable by Consumers to the amount of Consumers' retained earnings. Several decisions from FERC suggest that, under a variety of circumstances, dividends from Consumers on its common stock would not be limited to amounts in Consumers' retained earnings. Any decision by Consumers to pay dividends on its common stock in excess of retained earnings would be based on specific facts and circumstances and would be subject to a formal regulatory filing process.

During the year ended December 31, 2025, Consumers paid $898 million in dividends on its common stock to CMS Energy.

Capitalization: The authorized capital stock of CMS Energy consists of:

- 350 million shares of CMS Energy Common Stock, par value $0.01 per share
- 10 million shares of CMS Energy Preferred Stock, par value $0.01 per share

Issuance of Common Stock: In 2023, CMS Energy entered into an equity offering program under which it may sell shares of its common stock having an aggregate sales price of up to $1 billion in privately negotiated transactions, in "at the market" offerings, or through forward sales transactions.

Under the forward sales transactions, CMS Energy may either settle physically by issuing shares of its common stock at the then-applicable forward sale price specified by the agreement or settle net by delivering or receiving cash or shares. CMS Energy may settle the contracts at any time through their maturity dates, and presently intends to physically settle the contracts by delivering shares of its common stock.

As of December 31, 2024, CMS Energy had 0.4 million shares contracted under forward sale agreements at a weighted average initial forward price of $69.43 per share. During the year ended December 31, 2025, CMS Energy entered into forward sale agreements for approximately 6.7 million shares at a weighted average initial forward price of $71.08 per share. During the same period, CMS Energy settled forward sale contracts under this program by issuing approximately 7.0 million shares at a weighted average price of $71.16 per share, resulting in net proceeds of $497 million. Following these transactions, outstanding forward contracts under the program have an aggregate sales price of $8 million, maturing November 30, 2026.

The initial forward price in the forward equity sale contracts includes a deduction for commissions and will be adjusted on a daily basis over the term based on an interest rate factor and decreased on certain dates by certain predetermined amounts to reflect expected dividend payments. No amounts are recorded on CMS Energy's consolidated balance sheets until settlements of the forward equity sale contracts occur. If CMS Energy had elected to net share settle or net cash settle the contracts as of December 31, 2025, it would not have been required to deliver shares or pay cash.

Preferred Stock: CMS Energy's Series C preferred stock is traded on the New York Stock Exchange under the symbol CMS PRC. Depositary shares represent a 1/1000th interest in a share of its Series C preferred stock. The Series C preferred stock has no maturity or mandatory redemption date and is not redeemable at the option of the holders. CMS Energy may, at its option, redeem the Series C preferred stock, in whole or in part, at any time on or after July 15, 2026. The Series C preferred stock ranks senior to CMS Energy's common stock with respect to dividend rights and distribution rights upon liquidation. Presented in the following table are details of CMS Energy's Series C preferred stock at December 31, 2025 and 2024:

	Depositary Share Par Value	Optional Redemption Price	Number of Depositary Shares Authorized	Number of Depositary Shares Outstanding
Cumulative, redeemable perpetual	$ 25	$ 25	9,200,000	9,200,000

Preferred Stock of Subsidiary: Consumers' preferred stock is traded on the New York Stock Exchange under the symbol CMS-PB. Presented in the following table are details of Consumers' preferred stock at December 31, 2025 and 2024:

	Par Value	Optional Redemption Price	Number of Shares Authorized	Number of Shares Outstanding
Cumulative, with no mandatory redemption	$ 100	$ 110	7,500,000	373,148

6: Fair Value Measurements

Accounting standards define fair value as the price that would be received to sell an asset or paid to transfer a liability in an orderly transaction between market participants. When measuring fair value, CMS Energy and Consumers are required to incorporate all assumptions that market participants would use in pricing an asset or liability, including assumptions about risk. A fair value hierarchy prioritizes inputs used to measure fair value according to their observability in the market. The three levels of the fair value hierarchy are as follows:

- Level 1 inputs are unadjusted quoted prices in active markets for identical assets or liabilities.
- Level 2 inputs are observable, market-based inputs, other than Level 1 prices. Level 2 inputs may include quoted prices for similar assets or liabilities in active markets, quoted prices in inactive markets, and inputs derived from or corroborated by observable market data.
- Level 3 inputs are unobservable inputs that reflect CMS Energy's or Consumers' own assumptions about how market participants would value their assets and liabilities.

CMS Energy and Consumers classify fair value measurements within the fair value hierarchy based on the lowest level of input that is significant to the fair value measurement in its entirety.

Assets and Liabilities Measured at Fair Value on a Recurring Basis

Presented in the following table are CMS Energy's and Consumers' assets and liabilities recorded at fair value on a recurring basis:

In Millions

	CMS Energy, including Consumers		Consumers	
December 31	2025	2024	2025	2024
Assets[1]				
Cash equivalents	$ 154	$ 27	$ —	$ —
Restricted cash equivalents	106	75	86	75
Nonqualified deferred compensation plan assets	36	34	27	25
Derivative instruments	2	2	2	2
Total assets	$ 298	$ 138	$ 115	$ 102
Liabilities[1]				
Nonqualified deferred compensation plan liabilities	$ 36	$ 34	$ 27	$ 25
Derivative instruments	3	—	—	—
Total liabilities	$ 39	$ 34	$ 27	$ 25

[1] All assets and liabilities were classified as Level 1 with the exception of derivative contracts, which were classified as Level 2 and 3.

Cash Equivalents: Cash equivalents and restricted cash equivalents consist of money market funds with daily liquidity.

Nonqualified Deferred Compensation Plan Assets and Liabilities: The nonqualified deferred compensation plan assets consist of mutual funds, which are bought and sold only at the discretion of plan participants. The assets are valued using the daily quoted net asset values. CMS Energy and Consumers value their nonqualified deferred compensation plan liabilities based on the fair values of the plan assets, as they reflect the amount owed to the plan participants in accordance with their investment elections. CMS Energy and Consumers report the assets in other non-current assets and the liabilities in other non-current liabilities on their consolidated balance sheets.

Derivative Instruments: CMS Energy and Consumers value their derivative instruments using either a market approach that incorporates information from market transactions, or an income approach that discounts future expected cash flows to a present value amount. CMS Energy's and Consumers' derivatives are classified as Level 2 and 3.

The derivatives classified as Level 2 are interest rate swaps at NorthStar Clean Energy, which are valued using market-based inputs.

In February 2025, a subsidiary of NorthStar Clean Energy entered into floating-to-fixed interest rate swaps to reduce the impact of interest rate fluctuations associated with interest payments on certain future long-term variable-rate debt. The interest rate swaps economically hedge the future variability of interest payments on debt with a notional amount of $109 million. Gains or losses on these swaps are reported in other expense on CMS Energy's consolidated statements of income. The amount recorded in other expense was $3 million for the year ended December 31, 2025. The fair value of these swaps recorded in

other non-current liabilities on CMS Energy's consolidated balance sheets totaled $3 million at December 31, 2025.

The majority of derivatives classified as Level 3 are FTRs held by Consumers. Due to the lack of quoted pricing information, Consumers determines the fair value of its FTRs based on Consumers' average historical settlements. Consumers reports derivatives associated with FTRs in other current assets on its consolidated balance sheets.There was no material activity within the Level 3 category of derivatives during the periods presented.

7: Financial Instruments

Presented in the following table are the carrying amounts and fair values, by level within the fair value hierarchy, of CMS Energy's and Consumers' financial instruments that are not recorded at fair value. The table excludes cash, cash equivalents, short-term financial instruments, and trade accounts receivable and payable whose carrying amounts approximate their fair values. For information about assets and liabilities recorded at fair value and for additional details regarding the fair value hierarchy, see Note 6, Fair Value Measurements.

In Millions

	December 31, 2025					December 31, 2024				
		Fair Value					Fair Value			
			Level					Level		
	Carrying Amount	Total	1	2	3	Carrying Amount	Total	1	2	3
CMS Energy, including Consumers										
Assets										
Long-term receivables[1]	$ 7	$ 6	$ —	$ —	$ 6	$ 9	$ 8	$ —	$ —	$ 8
Liabilities										
Long-term debt[2]	18,757	17,645	2,042	13,663	1,940	16,386	14,876	1,018	11,952	1,906
Long-term payables[3]	7	7	—	—	7	9	9	—	—	9
Consumers										
Assets										
Long-term receivables[1]	$ 7	$ 6	$ —	$ —	$ 6	$ 9	$ 8	$ —	$ —	$ 8
Notes receivable – related party[4]	90	90	—	—	90	94	94	—	—	94
Liabilities										
Long-term debt[5]	12,097	11,031	—	9,091	1,940	11,270	9,940	—	8,034	1,906
Long-term debt – related party[6]	1,005	657	—	657	—	823	549	—	549	—
Long-term payables	2	2	—	—	2	4	4	—	—	4

[1] Includes current portion of long-term accounts receivable and notes receivable of $3 million at December 31, 2025 and $4 million at December 31, 2024.

[2] Includes current portion of long-term debt of $950 million at December 31, 2025 and $1.2 billion at December 31, 2024.

[3] Includes current portion of long-term payables of $2 million at December 31, 2025 and 2024.

[4] Includes current portion of notes receivable – related party of $7 million at December 31, 2025 and 2024. For more information on notes receivable – related party, see Note 18, Related-party Transactions—Consumers

[5] Includes current portion of long-term debt of $573 million at December 31, 2025 and $452 million at December 31, 2024.

[6] For more information on CMS Energy's repurchases of Consumers' first mortgage bonds, see Note 5, Financings and Capitalization—CMS Energy's Purchase of Consumers' First Mortgage Bonds.

Notes receivable – related party represents Consumers' portion of the DB SERP demand note payable issued by CMS Energy to the DB SERP rabbi trust. The demand note bears interest at an annual rate of 4.10 percent and has a maturity date of 2028.

8: Plant, Property, and Equipment

Presented in the following table are details of CMS Energy's and Consumers' plant, property, and equipment:

In Millions, Except as Noted

December 31	Estimated Depreciable Life in Years	2025	2024
CMS Energy, including Consumers			
Plant, property, and equipment, gross			
Consumers	3 – 125	$ 36,120	$ 33,434
NorthStar Clean Energy			
Independent power production[1]	3 – 40	1,585	1,452
Assets under finance leases[2]		55	45
Other	3 – 5	3	1
Plant, property, and equipment, gross		$ 37,763	$ 34,932
Construction work in progress		3,052	2,098
Accumulated depreciation and amortization		(10,135)	(9,569)
Total plant, property, and equipment[3]		$ 30,680	$ 27,461
Consumers			
Plant, property, and equipment, gross			
Electric			
Generation[4]	15 – 125	$ 7,171	$ 6,576
Distribution	15 – 75	13,360	12,135
Other	5 – 55	1,209	1,307
Assets under finance leases[2]		131	119
Gas			
Distribution	20 – 85	8,553	7,942
Transmission	17 – 75	3,236	3,081
Underground storage facilities[5]	29 – 75	1,535	1,405
Other	5 – 55	886	828
Assets under finance leases[2]		8	12
Other non-utility property	3 – 51	31	29
Plant, property, and equipment, gross		$ 36,120	$ 33,434
Construction work in progress[6]		2,354	1,766
Accumulated depreciation and amortization		(9,842)	(9,310)
Total plant, property, and equipment[3]		$ 28,632	$ 25,890

1 A portion of independent power production assets are leased to others under operating leases. For information regarding CMS Energy's operating leases of owned assets, see Note 9, Leases.

2 For information regarding the amortization terms of CMS Energy's and Consumers' assets under finance leases, see Note 9, Leases.

3 Consumers' plant additions were $3.1 billion for the year ended December 31, 2025 and $2.1 billion for the year ended December 31, 2024. Consumers' plant retirements were $387 million for the year ended December 31, 2025 and $390 million for the year ended December 31, 2024.

[4] Includes 13 hydroelectric dams that Consumers has agreed to sell, contingent upon MPSC and FERC approval. For more information, see Note 20, Exit Activities and Asset Sales.

[5] Underground storage includes base natural gas of $24 million at December 31, 2025 and $26 million for the year ended December 31, 2024. Base natural gas is not subject to depreciation.

[6] For the year ended December 31, 2025, Consumers fully impaired certain development assets totaling $20 million. Of this amount, $15 million relates to two early-phase renewable natural gas development projects that have been paused indefinitely. The remaining impairment charge was deferred as a regulatory asset and will be recovered through the Renewable Energy Plan.

Intangible Assets: Included in net plant, property, and equipment are intangible assets. Presented in the following table are details about Consumers' intangible assets:

In Millions, Except as Noted

Description	Amortization Life in Years	December 31, 2025 Gross Cost[1]	December 31, 2025 Accumulated Amortization	December 31, 2024 Gross Cost[1]	December 31, 2024 Accumulated Amortization
Consumers					
Software development	3 – 15	$ 649	$ 492	$ 679	$ 481
Rights of way	50 – 85	274	72	253	68
Franchises and consents	5 – 50	16	12	16	11
Leasehold improvements	various[2]	15	9	13	7
Other intangibles	various	33	17	28	16
Total		$ 987	$ 602	$ 989	$ 583

[1] Consumers' intangible asset additions were $62 million for the year ended December 31, 2025 and $90 million for the year ended December 31, 2024. Consumers' intangible asset retirements were $64 million for the year ended December 31, 2025 and $153 million for the year ended December 31, 2024.

[2] Leasehold improvements are amortized over the life of the lease, which may change whenever the lease is renewed or extended.

Capitalization: CMS Energy and Consumers record plant, property, and equipment at original cost when placed into service. The cost includes labor, material, applicable taxes, overhead such as pension and other benefits, and AFUDC, if applicable. Consumers' plant, property, and equipment is generally recoverable through its general ratemaking process.

With the exception of utility property for which the remaining book value has been securitized, mothballed utility property stays in rate base and continues to be depreciated at the same rate as before the mothball period. When utility property is retired or otherwise disposed of in the ordinary course of business, Consumers records the original cost to accumulated depreciation, along with associated cost of removal, net of salvage. CMS Energy and Consumers recognize gains or losses on the retirement or disposal of non-regulated assets in income. Consumers records cost of removal collected from customers, but not spent, as a regulatory liability.

Software: CMS Energy and Consumers capitalize the costs to purchase and develop internal-use computer software. These costs are expensed evenly over the estimated useful life of the internal-use computer software. If computer software is integral to computer hardware, then its cost is capitalized and depreciated with the hardware.

AFUDC: Consumers capitalizes AFUDC on regulated major construction projects. AFUDC represents the estimated cost of debt and authorized return-on-equity funds used to finance construction additions. Consumers records the offsetting credit as a reduction of interest for the amount representing the borrowed funds component and as other income for the equity funds component on the consolidated statements of income. When construction is completed and the property is placed in service, Consumers depreciates and recovers the capitalized AFUDC from customers over the life of the related asset. Presented in the following table are Consumers' average AFUDC capitalization rates:

Years Ended December 31	2025	2024	2023
Electric	6.9%	6.9%	6.5%
Gas	5.9	5.8	5.8

Assets Under Finance Leases: Presented in the following table are further details about changes in CMS Energy's and Consumers' assets under finance leases:

In Millions

Years Ended December 31		2025		2024
CMS Energy, including Consumers				
Balance at beginning of period	$	176	$	136
Additions		53		55
Net retirements and other adjustments		(36)		(15)
Balance at end of period	$	193	$	176
Consumers				
Balance at beginning of period	$	131	$	112
Additions		22		34
Net retirements and other adjustments		(15)		(15)
Balance at end of period	$	138	$	131

Assets under finance leases are presented as gross amounts. CMS Energy's, including Consumers', accumulated amortization of assets under finance leases was $53 million at December 31, 2025 and $57 million at December 31, 2024. Consumers' accumulated amortization of assets under finance leases was $48 million at December 31, 2025 and $55 million at December 31, 2024.

Depreciation and Amortization: Presented in the following table are further details about CMS Energy's and Consumers' accumulated depreciation and amortization:

In Millions

Years Ended December 31		2025		2024
CMS Energy, including Consumers				
Utility plant assets	$	9,838	$	9,307
Non-utility plant assets		297		262
Consumers				
Utility plant assets	$	9,838	$	9,307
Non-utility plant assets		4		3

Consumers depreciates utility property on an asset-group basis, in which it applies a single MPSC-approved depreciation rate to the gross investment in a particular class of property within the electric and

gas segments. Consumers performs depreciation studies periodically to determine appropriate group lives. Presented in the following table are the composite depreciation rates for Consumers' segment properties:

Years Ended December 31	2025	2024	2023
Electric utility property	3.6%	3.6%	3.8%
Gas utility property	2.5	2.5	2.8
Other property	7.0	7.1	7.8

CMS Energy and Consumers record property repairs and minor property replacement as maintenance expense. CMS Energy and Consumers record planned major maintenance activities as operating expense unless the cost represents the acquisition of additional long-lived assets or the replacement of an existing long-lived asset.

Presented in the following table are the components of CMS Energy's and Consumers' depreciation and amortization expense:

In Millions

Years Ended December 31	2025	2024	2023
CMS Energy, including Consumers			
Depreciation expense – plant, property, and equipment	$ 1,099	$ 1,041	$ 1,050
Amortization expense			
Software	75	81	92
Other intangible assets	7	5	5
Other regulatory assets	8	2	—
Securitized regulatory assets	117	111	33
Total depreciation and amortization expense	$ 1,306	$ 1,240	$ 1,180
Consumers			
Depreciation expense – plant, property, and equipment	$ 1,047	$ 992	$ 1,007
Amortization expense			
Software	75	81	92
Other intangible assets	7	5	5
Other regulatory assets	8	2	—
Securitized regulatory assets	117	111	33
Total depreciation and amortization expense	$ 1,254	$ 1,191	$ 1,137

Presented in the following table is Consumers' estimated amortization expense on intangible assets for each of the next five years:

In Millions

	2026	2027	2028	2029	2030
Consumers					
Intangible asset amortization expense	$ 77	$ 66	$ 55	$ 50	$ 49

Jointly Owned Regulated Utility Facilities

Presented in the following table are Consumers' investments in jointly owned regulated utility facilities at December 31, 2025:

In Millions, Except Ownership Share

	J.H. Campbell Unit 3	Ludington	Other
Ownership share	93.3%	51.0%	various
Utility plant in service	$ 1,726	$ 620	$ 481
Accumulated provision for depreciation	(916)	(253)	(97)
Plant under construction	—	37	17
Net investment	$ 810	$ 404	$ 401

Consumers includes its share of the direct expenses of the jointly owned plants in operating expenses. Consumers shares operation, maintenance, and other expenses of these jointly owned utility facilities in proportion to each participant's undivided ownership interest. Consumers is required to provide only its share of financing for the jointly owned utility facilities.

Consumers plans to retire J.H. Campbell and, in 2022, removed an amount representing the projected remaining book value of the electric generating units upon their retirement from total plant, property, and equipment and recorded it as a regulatory asset on its consolidated balance sheets. The retirement of J.H. Campbell is subject to temporary extensions under emergency orders issued by the U.S. Secretary of Energy. For additional details, see Note 3, Regulatory Matters.

Consumers and DTE Electric engaged in litigation with TAES and Toshiba related to TAES' incomplete, defective, and nonconforming work during a major overhaul and upgrade of Ludington. For additional details on this dispute, see Note 4, Contingencies and Commitments—Ludington Overhaul Contract Dispute.

9: Leases

Lessee

CMS Energy and Consumers lease various assets from third parties, including coal-carrying railcars, real estate, service vehicles, and gas pipeline capacity. In addition, CMS Energy and Consumers account for several of their PPAs as leases.

CMS Energy and Consumers do not record right-of-use assets or lease liabilities on their consolidated balance sheets for rentals with lease terms of 12 months or less, most of which are for the lease of real estate and service vehicles. Lease expense for these rentals is recognized on a straight-line basis over the lease term.

CMS Energy and Consumers include future payments for all renewal options, fair market value extensions, and buyout provisions reasonably certain of exercise in their measurement of lease right-of-use assets and lease liabilities. In addition, certain leases for service vehicles contain end-of-lease adjustment clauses based on proceeds received from the sale or disposition of the vehicles. CMS Energy and Consumers also include executory costs in the measurement of their right-of-use assets and lease liabilities, except for maintenance costs related to their coal-carrying railcar leases.

Most of Consumers' PPAs contain provisions at the end of the initial contract terms to renew the agreements annually under mutually agreed-upon terms at the time of renewal. Energy and capacity payments that vary depending on quantities delivered are recognized as variable lease costs when incurred. Consumers accounts for a PPA with one of CMS Energy's equity method subsidiaries as a finance lease.

Presented in the following table is information about CMS Energy's and Consumers' lease right-of-use assets and lease liabilities:

In Millions, Except as Noted

	CMS Energy, including Consumers		Consumers	
December 31	2025	2024	2025	2024
Operating leases				
Right-of-use assets[1]	$ 22	$ 24	$ 18	$ 20
Lease liabilities				
Current lease liabilities[2]	3	3	3	3
Non-current lease liabilities[3]	19	21	15	17
Finance leases				
Right-of-use assets	140	119	90	76
Lease liabilities[4]				
Current lease liabilities	6	4	6	4
Non-current lease liabilities	135	112	81	69
Weighted-average remaining lease term (in years)				
Operating leases	20	20	20	19
Finance leases	24	26	19	22
Weighted-average discount rate				
Operating leases	5.3%	5.3%	5.4%	5.4%
Finance leases[5]	5.9%	5.8%	4.9%	4.8%

1 CMS Energy's and Consumers' operating right-of-use lease assets are reported as other non-current assets on their consolidated balance sheets.

2 The current portion of CMS Energy's and Consumers' operating lease liabilities are reported as other current liabilities on their consolidated balance sheets.

3 The non-current portion of CMS Energy's and Consumers' operating lease liabilities are reported as other non-current liabilities on their consolidated balance sheets.

4 Includes related-party lease liabilities of $22 million, of which $1 million was current, at December 31, 2025 and 2024.

5 This rate excludes the impact of Consumers' pipeline agreements and long-term PPAs accounted for as finance leases. The required capacity payments under these agreements, when compared to the underlying fair value of the leased assets, result in effective interest rates that exceed market rates for leases with similar terms.

CMS Energy and Consumers report operating, variable, and short-term lease costs as operating expenses on their consolidated statements of income, except for certain amounts that may be capitalized to other assets. Presented in the following table is a summary of CMS Energy's and Consumers' total lease costs:

In Millions

Years Ended December 31	2025	2024
CMS Energy, including Consumers		
Operating lease costs	$ 4	$ 6
Finance lease costs		
Amortization of right-of-use assets	8	6
Interest on lease liabilities	18	16
Variable lease costs	115	107
Short-term lease costs	25	13
Total lease costs	$ 170	$ 148
Consumers		
Operating lease costs	$ 4	$ 5
Finance lease costs		
Amortization of right-of-use assets	6	5
Interest on lease liabilities	14	13
Variable lease costs	115	107
Short-term lease costs	24	12
Total lease costs	$ 163	$ 142

Presented in the following table is supplemental cash flow information related to CMS Energy's and Consumers' lease liabilities:

In Millions

Years Ended December 31	2025	2024
CMS Energy, including Consumers		
Cash paid for amounts included in the measurement of lease liabilities		
Cash used in operating activities for operating leases	$ 4	$ 6
Cash used in operating activities for finance leases	17	15
Cash used in financing activities for finance leases	5	6
Lease liabilities arising from obtaining right-of-use assets		
Operating leases	1	3
Finance leases	22	55
Consumers		
Cash paid for amounts included in the measurement of lease liabilities		
Cash used in operating activities for operating leases	$ 4	$ 5
Cash used in operating activities for finance leases	14	13
Cash used in financing activities for finance leases	6	5
Lease liabilities arising from obtaining right-of-use assets		
Operating leases	1	1
Finance leases	22	34

Presented in the following table are the minimum rental commitments under CMS Energy's and Consumers' non-cancelable leases:

In Millions

		Finance Leases		
December 31, 2025	Operating Leases	Pipelines and PPAs	Land and Other	Total
CMS Energy, including Consumers				
2026	$ 4	$ 17	$ 6	$ 23
2027	2	17	6	23
2028	2	17	5	22
2029	2	17	6	23
2030	1	17	6	23
2031 and thereafter	27	2	200	202
Total minimum lease payments	$ 38	$ 87	$ 229	$ 316
Less discount	16	42	133	175
Present value of minimum lease payments	$ 22	$ 45	$ 96	$ 141
Consumers				
2026	$ 4	$ 17	$ 3	$ 20
2027	2	17	3	20
2028	1	17	2	19
2029	1	17	2	19
2030	1	17	2	19
2031 and thereafter	22	2	72	74
Total minimum lease payments	$ 31	$ 87	$ 84	$ 171
Less discount	13	42	42	84
Present value of minimum lease payments	$ 18	$ 45	$ 42	$ 87

Lessor

CMS Energy and Consumers are the lessor under power sales and natural gas delivery agreements that are accounted for as leases.

CMS Energy has power sales agreements that are accounted for as operating leases. In addition to fixed payments, these agreements have variable payments based on energy delivered. For the year ended December 31, 2025, lease revenue from these power sales agreements was $149 million, which included variable lease payments of $105 million. For the year ended December 31, 2024, lease revenue from these power sales agreements was $105 million, which included variable lease payments of $61 million. These non-cancelable operating leases expire in 2026; remaining minimum rental payments amount to $18 million.

Consumers has a natural gas transportation agreement with a subsidiary of CMS Energy that extends through 2038, related to a pipeline owned by Consumers. This agreement is accounted for as a direct finance lease and will automatically extend annually unless terminated by either party. The effects of the lease are eliminated on CMS Energy's consolidated financial statements.

Minimum rental payments to be received under Consumers' direct financing lease are $1 million for each of the next five years and $6 million for the years thereafter. The lease receivable was $5 million as of December 31, 2025, which does not include unearned income of $5 million.

10: Asset Retirement Obligations

CMS Energy and Consumers record the fair value of the cost to remove assets at the end of their useful lives, if there is a legal obligation to remove them. If a reasonable estimate of fair value cannot be made in the period in which the ARO is incurred, such as for assets with indeterminate lives, the liability is recognized when a reasonable estimate of fair value can be made. CMS Energy and Consumers have not recorded liabilities associated with the closure of their hydroelectric facilities and certain gas wells that have an indeterminate life or for assets that have immaterial cumulative disposal costs, such as substation batteries.

CMS Energy and Consumers calculate the fair value of ARO liabilities using an expected present-value technique that reflects assumptions about costs and inflation, and uses a credit-adjusted risk-free rate to discount the expected cash flows. CMS Energy's ARO liabilities are primarily at Consumers.

Presented below are the categories of assets that CMS Energy and Consumers have legal obligations to remove at the end of their useful lives and for which they have an ARO liability recorded:

ARO Description	Long-lived Assets
Closure of coal ash disposal areas	Generating plants coal ash areas
Gas distribution cut, purge, and cap	Gas distribution mains and services
Asbestos abatement	Electric and gas utility plant
Closure of renewable generation assets	Wind and solar generation facilities
Capping and partial filling of water intake line	Generating plant water intake line
Gas wells plug and abandon	Gas transmission and storage

In May 2024, the EPA finalized a rule regulating CCR impoundments at electric generating facilities that became inactive prior to the effective date of a rule published in 2015 regulating CCRs under RCRA. Additionally, the EPA established groundwater monitoring, corrective action, closure, and post-closure care requirements for CCR surface impoundments and landfills closed prior to the effective date of the 2015 CCR rule, but that do not meet the closure technical and performance standards of the May 2024 rule. These include inactive CCR landfills that were previously exempted from regulation but that are now considered CCR management units.

In response to the new rule, Consumers has been performing its review of legacy impoundments and of other aspects of the 2024 rule in accordance with the timelines prescribed by the rule, including the requirement to determine and report the presence of any CCR management units to the EPA by February 2027. Consumers has been recording incremental AROs for legacy impoundments and CCR management units when a reasonable estimate of the fair value of the associated costs can be made, and the ultimate amount of any resulting ARO could be material. In February 2026, the EPA issued a final rule extending the compliance milestone schedule for CCR management units. This extension does not have a material impact on Consumers' compliance strategy. Consumers has historically been authorized to recover in electric rates costs related to coal ash disposal sites.

Presented in the following tables are the changes in CMS Energy's and Consumers' ARO liabilities:

In Millions

Company and ARO Description	ARO Liability 12/31/2024	Incurred	Settled	Accretion	Cash Flow Revisions	ARO Liability 12/31/2025
CMS Energy, including Consumers						
Consumers	$ 694	$ 27	$ (73)	$ 32	$ 73	$ 753
Renewable generation assets	34	4	—	1	—	39
Total CMS Energy	$ 728	$ 31	$ (73)	$ 33	$ 73	$ 792
Consumers						
Coal ash disposal areas	$ 230	$ —	$ (37)	$ 10	$ 60 [1]	$ 263
Gas distribution cut, purge, and cap	295	10	(13)	15	—	307
Asbestos abatement	37	—	(2)	2	—	37
Renewable generation assets	105	17	—	3	—	125
Generating plant water intake line	—	—	—	1	18 [2]	19
Gas wells plug and abandon	27	—	(21)	1	(5)	2
Total Consumers	$ 694	$ 27	$ (73)	$ 32	$ 73	$ 753

[1] The increase in the AROs associated with coal ash disposal areas was primarily the result of incremental remedies required by EGLE for certain ash disposal ponds and incremental AROs recorded in response to reviews of legacy CCR impoundments.

[2] The increase in AROs associated with water intake lines, which were previously immaterial, was primarily the result of changes in the expected scope of required capping following the finalization of decommissioning plans with the local jurisdiction.

In Millions

Company and ARO Description	ARO Liability 12/31/2023	Incurred	Settled	Accretion	Cash Flow Revisions	ARO Liability 12/31/2024
CMS Energy, including Consumers						
Consumers	$ 739	$ 1	$ (69)	$ 33	$ (10)	$ 694
Renewable generation assets	32	—	—	2	—	34
Total CMS Energy	$ 771	$ 1	$ (69)	$ 35	$ (10)	$ 728
Consumers						
Coal ash disposal areas	$ 268	$ 1	$ (51)	$ 12	$ —	$ 230
Gas distribution cut, purge, and cap	290	—	(9)	15	(1)	295
Asbestos abatement	51	—	(7)	2	(9)	37
Renewable generation assets	102	—	—	3	—	105
Gas wells plug and abandon	28	—	(2)	1	—	27
Total Consumers	$ 739	$ 1	$ (69)	$ 33	$ (10)	$ 694

11: Retirement Benefits

Benefit Plans: CMS Energy and Consumers provide pension, OPEB, and other retirement benefits to eligible employees under a number of different plans. These plans include:

- non-contributory, qualified DB Pension Plans (closed to new non-union participants as of July 1, 2003 and closed to new union participants as of September 1, 2005)
- a non-contributory, qualified DCCP for employees hired on or after July 1, 2003
- benefits to certain management employees under a non-contributory, nonqualified DB SERP (closed to new participants as of March 31, 2006)
- a non-contributory, nonqualified DC SERP for certain management employees hired or promoted on or after April 1, 2006
- a contributory, qualified defined contribution 401(k) plan
- health care and life insurance benefits under an OPEB Plan

DB Pension Plans: Participants in the pension plans include present and former employees of CMS Energy and Consumers, including certain present and former affiliates and subsidiaries. Pension plan trust assets are not distinguishable by company. Effective December 31, 2017, CMS Energy's and Consumers' then-existing pension plan was amended to include only retired and former employees already covered; this amended plan is referred to as DB Pension Plan B. Also effective December 31, 2017, active employees were moved to a newly created pension plan, referred to as DB Pension Plan A, whose benefits mirror those provided under DB Pension Plan B. Maintaining separate plans for the two groups allows CMS Energy and Consumers to employ a more targeted investment strategy and provides additional opportunities to mitigate risk and volatility.

DCCP: CMS Energy and Consumers provide an employer contribution to the DCCP 401(k) plan for employees hired on or after July 1, 2003. The contribution ranges from 5 percent to 10 percent of base pay, depending on years of service and employee class. Employees are not required to contribute in order to receive the plan's employer contribution. DCCP expense for CMS Energy, including Consumers, was $57 million for the year ended December 31, 2025, $53 million for the year ended December 31, 2024, and $51 million for the year ended December 31, 2023. DCCP expense for Consumers was $55 million for the year ended December 31, 2025, $52 million for the year ended December 31, 2024, and $50 million for the year ended December 31, 2023.

DB SERP: The DB SERP is a nonqualified plan as defined by the Internal Revenue Code. DB SERP benefits are paid from a rabbi trust. The trust assets are not considered plan assets under ASC 715. DB SERP rabbi trust earnings are taxable. Presented in the following table are the fair values of trust assets and ABO for CMS Energy's and Consumers' DB SERP:

In Millions

Years Ended December 31	2025	2024
CMS Energy, including Consumers		
Trust assets	$ 122	$ 127
ABO	104	105
Consumers		
Trust assets	$ 92	$ 95
ABO	76	76

Neither CMS Energy nor Consumers made any contributions to the DB SERP in 2025 or 2024.

DC SERP: On April 1, 2006, CMS Energy and Consumers implemented a DC SERP and froze further new participation in the DB SERP. The DC SERP provides participants benefits ranging from 5 percent to 15 percent of total compensation. The DC SERP requires a minimum of five years of participation before vesting. CMS Energy's and Consumers' contributions to the plan, if any, are placed in a grantor trust. For CMS Energy and Consumers, trust assets were $18 million at December 31, 2025 and $17 million at December 31, 2024. DC SERP assets are included in other non-current assets on CMS Energy's and Consumers' consolidated balance sheets. CMS Energy's and Consumers' DC SERP expense was $1 million for the years ended December 31, 2025, 2024, and 2023.

401(k) Plan: The 401(k) plan employer match equals 4 to 6 percent of employee eligible contributions based on an employee's wages and class. The total 401(k) plan cost for CMS Energy, including Consumers, was $46 million for the year ended December 31, 2025, and $41 million for the years ended December 31, 2024 and 2023. The total 401(k) plan cost for Consumers was $44 million for the year ended December 31, 2025, $39 million for the year ended December 31, 2024, and $40 million for the year ended December 31, 2023.

Health-related OPEB Plan: Participants in the health-related OPEB Plan include regular full-time employees covered by the employee health care plan on the day before retirement from either CMS Energy or Consumers at age 55 or older with at least ten full years of applicable continuous service and hired before January 1, 2007 for non-union participants and hired before September 1, 2010 for union participants. Regular full-time employees who qualify for disability retirement under the DB Pension Plans or are disabled and covered by the DCCP and who have 15 years of applicable continuous service may also participate in the health-related OPEB Plan if hired before January 1, 2007 for non-union participants and hired before September 1, 2010 for union participants. Retiree health care costs were based on the assumption that costs would increase 8.00 percent in 2026 and 8.50 percent in 2025 for those under 65 and would increase 9.75 percent in 2026 and 10.25 percent in 2025 for those over 65. The rate of increase was assumed to decline to 4.75 percent by 2034 and thereafter for all retirees.

Assumptions: Presented in the following table are the weighted-average assumptions used in CMS Energy's, including Consumers', retirement benefit plans to determine benefit obligations and net periodic benefit cost:

December 31	2025	2024	2023
Weighted average for benefit obligations[1]			
Discount rate[2]			
DB Pension Plan A	5.58%	5.73%	5.05%
DB Pension Plan B	5.28	5.59	4.95
DB SERP	5.22	5.56	4.94
OPEB Plan	5.50	5.69	5.02
Rate of compensation increase			
DB Pension Plan A	3.70	3.70	3.60
Weighted average for net periodic benefit cost[1]			
Service cost discount rate[2,3]			
DB Pension Plan A	5.77%	5.08%	5.27%
DB SERP[4]	—	—	5.18
OPEB Plan	5.85	5.12	5.31
Interest cost discount rate[2,3]			
DB Pension Plan A	5.43	4.93	5.12
DB Pension Plan B	5.30	4.87	5.06
DB SERP	5.29	4.87	5.06
OPEB Plan	5.39	4.91	5.10
Expected long-term rate of return on plan assets[5]			
DB Pension Plans	7.30	7.50	7.20
OPEB Plan	7.15	7.50	7.20
Rate of compensation increase			
DB Pension Plan A	3.70	3.60	3.60
DB SERP[4]	—	—	5.50

1 The mortality assumption for benefit obligations and net periodic benefit cost was based on the Pri-2012 Mortality Table, with improvement scale MP-2021.

2 The discount rate reflects the rate at which benefits could be effectively settled and is equal to the equivalent single rate resulting from a yield-curve analysis. This analysis incorporated the projected benefit payments specific to CMS Energy's and Consumers' DB Pension Plans and OPEB Plan and the yields on high-quality corporate bonds rated Aa or better.

3 CMS Energy and Consumers have elected to use a full-yield-curve approach in the estimation of service cost and interest cost; this approach applies individual spot rates along the yield curve to future projected benefit payments based on the time of payment.

4 The last active participant in the DB SERP retired in 2023. Thus, the determination of the associated net periodic benefit cost no longer assumes a service cost discount rate nor a rate of compensation increase.

5 CMS Energy and Consumers determined the long-term rate of return using historical market returns, the present and expected future economic environment, the capital market principles of risk and return, and the expert opinions of individuals and firms with financial market knowledge. CMS Energy and Consumers considered the asset allocation of the portfolio in forecasting the future expected total return of the portfolio. The goal was to determine a long-term rate of return that could be incorporated into the planning

of future cash flow requirements in conjunction with the change in the liability. Annually, CMS Energy and Consumers review for reasonableness and appropriateness the forecasted returns for various classes of assets used to construct an expected return model. CMS Energy's and Consumers' expected long-term rate of return on the assets of the DB Pension Plans was 7.30 percent in 2025. The actual return on the assets of the DB Pension Plans was 12.7 percent in 2025, 3.6 percent in 2024, and 12.6 percent in 2023.

Costs: Presented in the following table are the costs (credits) and other changes in plan assets and benefit obligations incurred in CMS Energy's and Consumers' retirement benefit plans:

In Millions

	DB Pension Plans and DB SERP			OPEB Plan		
Years Ended December 31	2025	2024	2023	2025	2024	2023
CMS Energy, including Consumers						
Net periodic credit						
Service cost	$ 25	$ 28	$ 29	$ 8	$ 11	$ 12
Interest cost	114	109	112	43	43	44
Expected return on plan assets	(229)	(234)	(220)	(111)	(115)	(103)
Amortization of:						
Net loss	11	12	12	3	4	12
Prior service cost (credit)	4	4	4	(34)	(31)	(41)
Settlement loss	11	11	11	—	—	—
Net periodic credit	$ (64)	$ (70)	$ (52)	$ (91)	$ (88)	$ (76)
Consumers						
Net periodic credit						
Service cost	$ 24	$ 27	$ 28	$ 8	$ 11	$ 11
Interest cost	106	102	105	42	41	42
Expected return on plan assets	(215)	(221)	(208)	(104)	(107)	(95)
Amortization of:						
Net loss	10	11	11	3	4	12
Prior service cost (credit)	4	4	4	(33)	(30)	(40)
Settlement loss	11	11	11	—	—	—
Net periodic credit	$ (60)	$ (66)	$ (49)	$ (84)	$ (81)	$ (70)

In Consumers' electric and gas rate cases, the MPSC approved a mechanism allowing Consumers to defer for future recovery or refund pension and OPEB expenses above or below the amounts used to set existing rates. Amounts deferred will be collected from or refunded to customers over ten years. At December 31, 2025, CMS Energy, including Consumers, had deferred $3 million of pension costs and $6 million of OPEB credits under this mechanism related to 2025 expense. At December 31, 2024, CMS Energy, including Consumers, had deferred $15 million of pension credits and $11 million of OPEB credits under this mechanism related to 2024 expense. At December 31, 2023, CMS Energy, including Consumers, had deferred $11 million of pension credits and $23 million of OPEB costs under this mechanism related to 2023 expense.

CMS Energy and Consumers amortize net gains and losses in excess of 10 percent of the greater of the PBO or the MRV over the average remaining service period for DB Pension Plan A and the OPEB Plan and over the average remaining life expectancy of participants for DB Pension Plan B. For DB Pension Plan A, the estimated period of amortization of gains and losses was seven years for the year ended December 31, 2025, and eight years for the years ended December 31, 2024 and 2023. For DB Pension Plan B, the estimated period of amortization of gains and losses was 17 years for the years ended

December 31, 2025, 2024, and 2023. For the OPEB Plan, the estimated amortization period was nine years for the years ended December 31, 2025, 2024, and 2023.

Prior service cost (credit) amortization is established in the year in which the prior service cost (credit) first occurred, and is based on the same amortization period for all future years until the prior service cost (credit) is fully amortized. CMS Energy and Consumers had new prior service costs for OPEB in 2024. The estimated period of amortization of these new prior service costs is seven years.

CMS Energy and Consumers determine the MRV for the assets of the DB Pension Plans as the fair value of plan assets on the measurement date, adjusted by the gains or losses that will not be admitted into the MRV until future years. CMS Energy and Consumers reflect each year's gain or loss in the MRV in equal amounts over a five-year period beginning on the date the original amount was determined. CMS Energy and Consumers determine the MRV for OPEB Plan assets as the fair value of assets on the measurement date.

Reconciliations: Presented in the following table are reconciliations of the funded status of CMS Energy's and Consumers' retirement benefit plans with their retirement benefit plans' liabilities:

In Millions

	DB Pension Plans		DB SERP		OPEB Plan	
Years Ended December 31	2025	2024	2025	2024	2025	2024
CMS Energy, including Consumers						
Benefit obligation at beginning of period	$ 2,094	$ 2,195	$ 105	$ 114	$ 831	$ 900
Service cost	25	28	—	—	8	11
Interest cost	109	104	5	5	43	43
Plan amendments	—	—	—	—	—	(25)
Actuarial loss (gain)	53 [1]	(91) [1]	4	(4)	2 [1]	(40) [1]
Benefits paid	(158)	(142)	(10)	(10)	(54)	(58)
Benefit obligation at end of period	$ 2,123	$ 2,094	$ 104	$ 105	$ 830	$ 831
Plan assets at fair value at beginning of period	$ 2,964	$ 3,004	$ —	$ —	$ 1,588	$ 1,559
Actual return on plan assets	371	102	—	—	197	86
Company contribution	—	—	10	10	—	—
Actual benefits paid	(158)	(142)	(10)	(10)	(52)	(57)
Plan assets at fair value at end of period	$ 3,177	$ 2,964	$ —	$ —	$ 1,733	$ 1,588
Funded status	$ 1,054 [2]	$ 870 [2]	$ (104)	$ (105)	$ 903	$ 757
Consumers						
Benefit obligation at beginning of period			$ 76	$ 83	$ 801	$ 867
Service cost			—	—	8	11
Interest cost			4	4	42	41
Plan amendments			—	—	—	(24)
Actuarial loss (gain)			3	(4)	1 [1]	(38) [1]
Benefits paid			(7)	(7)	(51)	(56)
Benefit obligation at end of period			$ 76	$ 76	$ 801	$ 801
Plan assets at fair value at beginning of period			$ —	$ —	$ 1,479	$ 1,453
Actual return on plan assets			—	—	184	80
Company contribution			7	7	—	—
Actual benefits paid			(7)	(7)	(50)	(54)
Plan assets at fair value at end of period			$ —	$ —	$ 1,613	$ 1,479
Funded status			$ (76)	$ (76)	$ 812	$ 678

[1] The actuarial losses for 2025 for the DB Pension Plans and OPEB Plans were primarily the result of lower discount rates. The actuarial gains for 2024 for the DB Pension Plans and OPEB Plan were primarily the result of higher discount rates.

[2] The total funded status of the DB Pension Plans attributable to Consumers, based on an allocation of expenses, was $1.0 billion at December 31, 2025 and $836 million at December 31, 2024.

Presented in the following table is the classification of CMS Energy's and Consumers' retirement benefit plans' assets and liabilities:

In Millions

December 31	2025	2024
CMS Energy, including Consumers		
Non-current assets		
DB Pension Plans	$ 1,054	$ 870
OPEB Plan	903	757
Current liabilities		
DB SERP	10	10
Non-current liabilities		
DB SERP	94	95
Consumers		
Non-current assets		
DB Pension Plans	$ 1,009	$ 836
OPEB Plan	812	678
Current liabilities		
DB SERP	7	7
Non-current liabilities		
DB SERP	69	69

The ABO for the DB Pension Plans was $1.9 billion at December 31, 2025 and $1.9 billion at December 31, 2024. At December 31, 2025 and 2024, the PBO and ABO did not exceed plan assets for any of the defined benefit pension plans.

Items Not Yet Recognized as a Component of Net Periodic Benefit Cost: Presented in the following table are the amounts recognized in regulatory assets and AOCI that have not been recognized as components of net periodic benefit cost. For additional details on regulatory assets see Note 3, Regulatory Matters.

In Millions

	DB Pension Plans and DB SERP		OPEB Plan	
December 31	2025	2024	2025	2024
CMS Energy, including Consumers				
Regulatory assets				
Net loss	$ 548	$ 653	$ 93	$ 176
Prior service cost (credit)	9	12	(61)	(94)
Regulatory assets	$ 557	$ 665	$ 32	$ 82
AOCI				
Net loss (gain)	57	60	(7)	(3)
Prior service credit	—	—	(2)	(2)
Total amounts recognized in regulatory assets and AOCI	$ 614	$ 725	$ 23	$ 77
Consumers				
Regulatory assets				
Net loss	$ 548	$ 653	$ 93	$ 176
Prior service cost (credit)	9	12	(61)	(94)
Regulatory assets	$ 557	$ 665	$ 32	$ 82
AOCI				
Net loss	18	15	—	—
Total amounts recognized in regulatory assets and AOCI	$ 575	$ 680	$ 32	$ 82

Plan Assets: Presented in the following tables are the fair values of the assets of CMS Energy's, including Consumers', DB Pension Plans and OPEB Plan, by asset category and by level within the fair value hierarchy. For additional details regarding the fair value hierarchy, see Note 6, Fair Value Measurements.

In Millions

	DB Pension Plans					
	December 31, 2025			December 31, 2024		
	Total	Level 1	Level 2	Total	Level 1	Level 2
Cash and short-term investments	$ 162	$ 162	$ —	$ 148	$ 148	$ —
Mutual funds	—	—	—	—	—	—
	$ 162	$ 162	$ —	$ 148	$ 148	$ —
Pooled funds	3,015			2,816		
Total	$ 3,177			$ 2,964		

In Millions

	OPEB Plan					
	December 31, 2025			December 31, 2024		
	Total	Level 1	Level 2	Total	Level 1	Level 2
Cash and short-term investments	$ 72	$ 72	$ —	$ 35	$ 35	$ —
U.S. government and agencies securities	15	—	15	13	—	13
Corporate debt	69	—	69	68	—	68
State and municipal bonds	4	—	4	2	—	2
Foreign bonds	16	—	16	15	—	15
Common stocks	215	215	—	170	170	—
Mutual funds	75	75	—	53	53	—
	$ 466	$ 362	$ 104	$ 356	$ 258	$ 98
Pooled funds	1,267			1,232		
Total	$ 1,733			$ 1,588		

Cash and Short-term Investments: Cash and short-term investments consist of money market funds with daily liquidity.

U.S. Government and Agencies Securities: U.S. government and agencies securities consist of U.S. Treasury notes and other debt securities backed by the U.S. government and related agencies. These securities are valued based on quoted market prices.

Corporate Debt: Corporate debt investments consist of investment grade bonds of U.S. issuers from diverse industries. These securities are valued based on quoted market prices, when available, or yields available on comparable securities of issuers with similar credit ratings.

State and Municipal Bonds: State and municipal bonds are valued using a matrix-pricing model that incorporates Level 2 market-based information. The fair value of the bonds is derived from various observable inputs, including benchmark yields, reported securities trades, broker/dealer quotes, bond ratings, and general information on market movements for investment grade state and municipal securities normally considered by market participants when pricing such debt securities.

Foreign Bonds: Foreign corporate and government debt securities are valued based on quoted market prices, when available, or on yields available on comparable securities of issuers with similar credit ratings.

Common Stocks: Common stocks in the OPEB Plan consist of equity securities that are actively managed and tracked to the S&P 500 Index and MSCI All Country World ex-US. These securities are valued at their quoted closing prices.

Mutual Funds: Mutual funds represent shares in registered investment companies that are priced based on the daily quoted net asset values that are publicly available and are the basis for transactions to buy or sell shares in the funds.

Pooled Funds: Pooled funds include both common and collective trust funds as well as special funds that contain only employee benefit plan assets from two or more unrelated benefit plans. These funds primarily consist of U.S. and foreign equity securities, but also include U.S. and foreign fixed-income securities and multi-asset investments. Since these investments are valued at their net asset value as a practical expedient, they are not classified in the fair value hierarchy.

Asset Allocations: Presented in the following table are the investment components of the assets of CMS Energy's DB Pension Plans and OPEB Plan as of December 31, 2025:

	DB Pension Plans	OPEB Plan
Fixed-income securities	39.2%	37.6%
Equity securities	38.7	42.4
Real asset investments	9.3	8.8
Return-seeking fixed income	7.1	5.6
Liquid alternative investments	4.3	3.7
Cash and cash equivalents	1.4	1.9
	100.0%	100.0%

CMS Energy's target 2025 asset allocation for the assets of the DB Pension Plans was 40-percent fixed income, 38-percent equity, 11-percent real assets, 7-percent return-seeking fixed income, and 4-percent liquid alternatives.

CMS Energy established union and non-union VEBA trusts to fund future retiree health and life insurance benefits known as OPEB. These trusts are funded through the ratemaking process for Consumers and through direct contributions from the non-utility subsidiaries. CMS Energy's target 2025 asset allocation for OPEB trusts was 40-percent fixed income, 38-percent equity, 11-percent real assets, 7-percent return-seeking fixed income, and 4-percent liquid alternatives.

The goal of these target allocations was to maximize the long-term return on plan assets, while maintaining a prudent level of risk. The level of acceptable risk is a function of the liabilities of the plans. Equity investments are diversified mostly across the S&P 500 Index, with lesser allocations to the S&P MidCap and SmallCap Indexes and Foreign Equity Funds. Fixed-income investments are diversified across investment grade instruments of government and corporate issuers, as well as high-yield and global bond funds. Return-seeking fixed-income investments are diversified exposure to high-yield bonds, emerging market debt, and bank loans. Real asset investments are diversified across core real estate and real estate investment trusts. Liquid alternatives are investments in private funds comprised of different and independent hedge funds with various investment strategies. CMS Energy uses annual liability measurements, quarterly portfolio reviews, and periodic asset/liability studies to evaluate the need for adjustments to the portfolio allocations.

Contributions: Contributions comprise required amounts and discretionary contributions. Neither CMS Energy nor Consumers made any contributions in 2025 or 2024, or plans to contribute to the DB Pension Plans or OPEB Plan in 2026. Actual future contributions will depend on future investment performance, discount rates, and various factors related to the participants of the DB Pension Plans and OPEB Plan. CMS Energy and Consumers will, at a minimum, contribute to the plans as needed to comply with federal funding requirements.

Benefit Payments: Presented in the following table are the expected benefit payments for each of the next five years and the five-year period thereafter:

In Millions

	DB Pension Plans	DB SERP	OPEB Plan
CMS Energy, including Consumers			
2026	$ 164	$ 10	$ 59
2027	165	10	61
2028	164	10	62
2029	164	9	62
2030	164	9	62
2031-2035	801	41	305
Consumers			
2026	$ 154	$ 7	$ 57
2027	155	7	58
2028	154	7	59
2029	155	6	59
2030	154	6	60
2031-2035	756	29	292

Collective Bargaining Agreements: At December 31, 2025, unions represented 44 percent of CMS Energy's employees and 45 percent of Consumers' employees. The UWUA represents Consumers' and NorthStar Clean Energy's operating, maintenance, construction employees and Consumers' customer contact center employees. The USW represents Consumers' Zeeland plant employees. Consumers' union agreements expire in 2030 and the majority of NorthStar Clean Energy's represented employees have an agreement that expires in 2029.

12: Stock-based Compensation

CMS Energy and Consumers provide a PISP to officers, employees, and non-employee directors based on their contributions to the successful management of the company. The PISP has a ten-year term, expiring in May 2030.

In 2025, all awards were in the form of restricted stock or restricted stock units. The PISP also allows for unrestricted common stock, stock options, stock appreciation rights, phantom shares, performance units, and incentive options, none of which was granted in 2025, 2024, or 2023.

Shares awarded or subject to stock options, phantom shares, or performance units may not exceed 6.5 million shares from June 2020 through May 2030. CMS Energy and Consumers may issue awards of up to 3,965,601 shares of common stock under the PISP as of December 31, 2025. Shares for which payment or exercise is in cash, as well as shares that expire, terminate, or are canceled or forfeited, may be awarded or granted again under the PISP.

All awards under the PISP vest fully upon death. Upon a change of control of CMS Energy or termination under an officer separation agreement, the awards will vest in accordance with specific officer agreements. If stated in the award, for restricted stock recipients who terminate employment due to retirement or disability, a pro-rata portion of the award will vest upon termination, with any market-based award also contingent upon the outcome of the market condition and any performance-based award contingent upon the outcome of the performance condition. The pro-rata portion is equal to the portion of the service period served between the award grant date and the employee's termination date. The remaining portion of the awards will be forfeited. All awards for directors vest fully upon retirement. Restricted shares may be forfeited if employment terminates for any other reason or if the minimum service requirements are not met, as described in the award document.

Restricted Stock Awards: Restricted stock awards for employees under the PISP are in the form of performance-based, market-based, and time-lapse restricted stock. Award recipients receive shares of CMS Energy common stock that have dividend and voting rights. The dividends on time-lapse restricted stock are paid in cash or in CMS Energy common stock. The dividends on performance-based and market-based restricted stock are paid in restricted shares equal to the value of the dividends. These additional restricted shares are subject to the same vesting conditions as the underlying restricted stock shares.

Performance-based restricted stock vesting is contingent on meeting at least a 36-month service requirement and a performance condition. The performance condition is based on an adjusted measure of CMS Energy's EPS growth relative to a peer group over a three-year period. The awards granted in 2025, 2024, and 2023 require a 38-month service period. Market-based restricted stock vesting is generally contingent on meeting a three-year service requirement and a market condition. The market condition is based on a comparison of CMS Energy's total shareholder return with the median total shareholder return of a peer group over the same three-year period. Depending on the outcome of the performance condition or the market condition, a recipient may earn a total award ranging from zero to 200 percent of the initial grant. Time-lapse restricted stock generally vests after a service period of three years.

Restricted Stock Units: In 2025, 2024, and 2023, CMS Energy and Consumers granted restricted stock units to certain non-employee directors who elected to defer their restricted stock awards. The restricted stock units generally vest after a service period of one year or, if earlier, at the next annual meeting. The restricted stock units will be distributed to the recipients as shares in accordance with the directors' deferral agreements. Restricted stock units do not have voting rights, but do have dividend rights. In lieu of cash dividend payments, the dividends on restricted stock units are paid in additional units equal to the value of the dividends. These additional restricted stock units are subject to the same vesting and

distribution conditions as the underlying restricted stock units. No restricted stock units were forfeited during 2025.

Presented in the following tables is the activity for restricted stock and restricted stock units under the PISP:

	CMS Energy, including Consumers		Consumers	
Year Ended December 31, 2025	Number of Shares	Weighted-average Grant Date Fair Value Per Share	Number of Shares	Weighted-average Grant Date Fair Value Per Share
Nonvested at beginning of period	1,162,787	$ 59.34	1,081,573	$ 59.35
Granted				
Restricted stock	523,663	50.19	480,258	49.86
Restricted stock units	18,491	56.80	17,713	56.80
Vested				
Restricted stock	(450,699)	46.30	(424,830)	46.33
Restricted stock units	(27,035)	51.79	(25,994)	51.82
Forfeited – restricted stock	(38,364)	60.19	(36,119)	60.01
Nonvested at end of period	1,188,843	$ 60.36	1,092,601	$ 60.36

Year Ended December 31, 2025	CMS Energy, including Consumers	Consumers
Granted		
Time-lapse awards	118,842	109,242
Market-based awards	139,248	126,302
Performance-based awards	147,982	134,540
Restricted stock units	14,406	13,800
Dividends on market-based awards	13,484	12,472
Dividends on performance-based awards	14,458	13,389
Dividends on restricted stock units	4,085	3,913
Additional market-based shares based on achievement of condition	5,982	5,624
Additional performance-based shares based on achievement of condition	83,667	78,689
Total granted	542,154	497,971

CMS Energy and Consumers charge the fair value of the restricted stock awards to expense over the required service period and charge the fair value of the restricted stock units to expense immediately. For performance-based awards, CMS Energy and Consumers estimate the number of shares expected to vest at the end of the performance period based on the probable achievement of the performance objective. Performance-based and market-based restricted stock awards have graded vesting features for retirement-eligible employees, and CMS Energy and Consumers recognize expense for those awards on a graded vesting schedule over the required service period. Expense for performance-based and market-based restricted stock awards for non-retirement-eligible employees and time-lapse awards is recognized on a straight-line basis over the required service period.

The fair value of performance-based and time-lapse restricted stock and restricted stock units is based on the price of CMS Energy's common stock on the grant date. The fair value of market-based restricted stock awards is calculated on the grant date using a Monte Carlo simulation. CMS Energy and Consumers

base expected volatilities on the historical volatility of the price of CMS Energy common stock. The risk-free rate for valuation of the market-based restricted stock awards was based on the three-year U.S. Treasury yield at the award grant date.

Presented in the following table are the most significant assumptions used to estimate the fair value of the market-based restricted stock awards:

Years Ended December 31	2025	2024	2023
Expected volatility	20.7%	20.2%	30.3%
Expected dividend yield	3.1	3.5	2.9
Risk-free rate	4.2	4.1	3.9

Presented in the following table is the weighted-average grant-date fair value of all awards under the PISP:

In Millions

Years Ended December 31	2025	2024	2023
CMS Energy, including Consumers			
Weighted-average grant-date fair value per share			
Restricted stock granted	$ 50.19	$ 44.76	$ 52.62
Restricted stock units granted	56.80	52.43	50.32
Consumers			
Weighted-average grant-date fair value per share			
Restricted stock granted	$ 49.86	$ 44.49	$ 52.42
Restricted stock units granted	56.80	52.46	50.34

Presented in the following table are amounts related to restricted stock awards and restricted stock units:

In Millions

Years Ended December 31	2025	2024	2023
CMS Energy, including Consumers			
Fair value of shares that vested during the year	$ 33	$ 28	$ 20
Compensation expense recognized	25	27	28
Income tax benefit recognized	2	3	3
Consumers			
Fair value of shares that vested during the year	$ 32	$ 27	$ 19
Compensation expense recognized	23	25	26
Income tax benefit recognized	2	3	2

At December 31, 2025, $28 million of total unrecognized compensation cost was related to restricted stock for CMS Energy, including Consumers, and $26 million of total unrecognized compensation cost was related to restricted stock for Consumers. CMS Energy and Consumers expect to recognize this cost over a weighted-average period of two years.

13: Income Taxes

CMS Energy and its subsidiaries file a consolidated U.S. federal income tax return as well as a Michigan Corporate Income Tax return for the unitary business group and various other state unitary group combined income tax returns. Income taxes are allocated based on each company's separate taxable income in accordance with the CMS Energy tax sharing agreement.

Presented in the following table is the difference between actual income tax expense on continuing operations and income tax expense computed by applying the statutory U.S. federal income tax rate:

In Millions, Except Tax Rate

	Amount	Percent	Amount	Percent	Amount	Percent
Years Ended December 31	2025		2024		2023	
CMS Energy, including Consumers						
Income from continuing operations before income taxes	$ 1,248		$ 1,123		$ 954	
Income tax expense at statutory rate	262	21.0 %	236	21.0 %	200	21.0 %
Increase (decrease) in income taxes from:						
State and local income taxes, net of federal income tax effect[1]	77	6.2	58	5.1	40	4.2
Tax credits						
Renewable energy tax credits	(68)	(5.4)	(71)	(6.4)	(55)	(5.8)
Other	(6)	(0.5)	(6)	(0.5)	(7)	(0.7)
Nontaxable or nondeductible items	3	0.2	4	0.4	3	0.3
Changes in unrecognized tax benefits	9	0.7	2	0.2	(11)	(1.2)
Other adjustments						
TCJA excess deferred taxes	(42)	(3.4)	(43)	(3.8)	(40)	(4.2)
Deferred tax adjustment[2]	—	—	(16)	(1.4)	—	—
Taxes attributable to noncontrolling interests	15	1.2	12	1.1	17	1.8
Other, net	(4)	(0.3)	—	—	—	—
Income tax expense	$ 246		$ 176		$ 147	
Effective tax rate		19.7 %		15.7 %		15.4 %

In Millions, Except Tax Rate

Years Ended December 31	Amount 2025	Percent 2025	Amount 2024	Percent 2024	Amount 2023	Percent 2023
Consumers						
Income from continuing operations before income taxes	$ 1,417		$ 1,209		$ 1,028	
Income tax expense at statutory rate	298	21.0 %	254	21.0 %	216	21.0 %
Increase (decrease) in income taxes from:						
State and local income taxes, net of federal income tax effect[1]	80	5.7	60	5.0	47	4.6
Tax credits						
Renewable energy tax credits	(46)	(3.2)	(51)	(4.2)	(43)	(4.2)
Other	(6)	(0.4)	(6)	(0.5)	(7)	(0.7)
Nontaxable or nondeductible items	3	0.2	3	0.2	3	0.3
Changes in unrecognized tax benefits	9	0.6	1	0.1	(12)	(1.2)
Other adjustments						
TCJA excess deferred taxes	(42)	(3.0)	(43)	(3.6)	(40)	(3.9)
Deferred tax adjustment[2]	—	—	(16)	(1.3)	—	—
Other, net	(8)	(0.6)	(2)	(0.2)	(3)	(0.2)
Income tax expense	$ 288		$ 200		$ 161	
Effective tax rate		20.3 %		16.5 %		15.7 %

[1] In June 2025, state deferred tax balances were increased by $12 million to reflect a change in Illinois tax policy that establishes nexus for Consumers. The policy change is effective for tax years beginning January 1, 2026. During 2023, CMS Energy initiated a plan to divest immaterial business activities in a non-Michigan jurisdiction and will no longer have a taxable presence within that jurisdiction. As a result of these actions, CMS Energy reversed a $13 million non-Michigan reserve, all of which was recognized at Consumers.

[2] During 2024, Consumers recognized a $16 million tax benefit resulting from the expiration of the statute of limitations associated with audit points for the 2018 and 2019 tax years.

State Income Tax Claim: In February 2025, CMS Energy received an adverse ruling from the Michigan Tax Tribunal in regards to the methodology of state apportionment for Consumers' electricity sales to MISO. In March 2025, CMS Energy filed an appeal with the Michigan Court of Appeals and a hearing was held in February 2026. CMS Energy and Consumers have evaluated and concluded their uncertain tax positions associated with this matter to be sufficient as of December 31, 2025. While CMS Energy and Consumers expect the appeal to prevail, if it were to fail, the companies would be required to revise the estimated value of their state deferred tax liabilities, which could result in a material impact to their results of operations.

Tax Legislation: CMS Energy and Consumers are subject to changing tax laws. In July 2025, President Trump signed into law the OBBBA. The legislation allows for the immediate expensing of domestic research and development costs and includes changes to clean energy tax credits enacted by the Inflation Reduction Act of 2022. While the OBBBA restores, and makes permanent, the 100-percent

bonus depreciation deduction, it also retains a provision that allows utilities to take a full deduction of interest expense in lieu of 100-percent bonus depreciation. CMS Energy and Consumers evaluated the provisions of the OBBBA and concluded that the legislation is not expected to have a material impact on their respective financial statements. This conclusion is subject to change as additional guidance or interpretations become available.

Renewable Energy Tax Credits: Under the Inflation Reduction Act of 2022, renewable energy tax credits produced after 2022 are eligible to be transferred to third parties. These sales are accounted for under ASC 740 with the discount from the sale of the tax credits included as a component of income tax expense. Renewable energy tax credits that have been generated and sold are presented as accounts receivable on CMS Energy's and Consumers' consolidated balance sheets until proceeds from the sale are received. Proceeds from the sale of tax credits are presented as operating activities on their consolidated statements of cash flows, consistent with the presentation of cash taxes paid.

During 2025, CMS Energy sold renewable energy tax credits generated in 2025 and received proceeds of $36 million, all of which was recognized at Consumers. CMS Energy also received proceeds of $13 million during 2025 from the 2024 sale of renewable energy tax credits, all of which was recognized at Consumers. CMS Energy will receive an additional $32 million in 2026 from the renewable energy tax credits generated and sold in 2025, of which $10 million will be recognized at Consumers.

Presented in the following table are the significant components of income tax expense on continuing operations:

In Millions

Years Ended December 31	2025	2024	2023
CMS Energy, including Consumers			
Current income taxes			
Federal	$ 34	$ 34	$ 5
State and local	9	—	1
	$ 43	$ 34	$ 6
Deferred income taxes			
Federal	107	70	107
State and local	100	76	38
	$ 207	$ 146	$ 145
Deferred income tax credit	(4)	(4)	(4)
Tax expense	$ 246	$ 176	$ 147
Consumers			
Current income taxes			
Federal	$ 207	$ 78	$ 3
State and local	33	7	2
	$ 240	$ 85	$ 5
Deferred income taxes			
Federal	(27)	51	117
State and local	79	68	43
	$ 52	$ 119	$ 160
Deferred income tax credit	(4)	(4)	(4)
Tax expense	$ 288	$ 200	$ 161

Presented in the following table are income taxes paid:

In Millions

Years Ended December 31	2025	2024	2023
CMS Energy, including Consumers			
Federal	$ 28	$ 27	$ 15
State	1	1	—
Total	$ 29	$ 28	$ 15
Consumers			
Federal	$ 189	$ 57	$ 23
State	21	—	8
Total	$ 210	$ 57	$ 31

CMS Energy and Consumers are domiciled in the U.S. and are not subject to taxes in any foreign jurisdiction. State income taxes paid (net of refunds) are primarily attributable to the state of Michigan.

Presented in the following table are the principal components of deferred income tax assets (liabilities) recognized:

In Millions

December 31	2025	2024
CMS Energy, including Consumers		
Deferred income tax assets		
Net regulatory tax liability	$ 294	$ 307
Tax loss and credit carryforwards	139	258
Reserves and accruals	16	27
Total deferred income tax assets	$ 449	$ 592
Valuation allowance	(2)	(1)
Total deferred income tax assets, net of valuation allowance	$ 447	$ 591
Deferred income tax liabilities		
Plant, property, and equipment	$ (2,833)	$ (2,682)
Employee benefits	(558)	(507)
Gas inventory	(24)	(38)
Securitized costs	(137)	(167)
Other	(147)	(122)
Total deferred income tax liabilities	$ (3,699)	$ (3,516)
Total net deferred income tax liabilities	$ (3,252)	$ (2,925)
Consumers		
Deferred income tax assets		
Net regulatory tax liability	$ 294	$ 307
Tax loss and credit carryforwards	18	37
Reserves and accruals	13	24
Total deferred income tax assets	$ 325	$ 368
Deferred income tax liabilities		
Plant, property, and equipment	$ (2,808)	$ (2,658)
Employee benefits	(534)	(489)
Gas inventory	(24)	(38)
Securitized costs	(137)	(167)
Other	(23)	(69)
Total deferred income tax liabilities	$ (3,526)	$ (3,421)
Total net deferred income tax liabilities	$ (3,201)	$ (3,053)

Deferred tax assets and liabilities are recognized for the estimated future tax effect of temporary differences between the tax basis of assets or liabilities and the reported amounts on CMS Energy's and Consumers' consolidated financial statements.

Presented in the following table are the tax loss and credit carryforwards at December 31, 2025:

In Millions

	Tax Attribute	Expiration
CMS Energy, including Consumers		
Michigan net operating loss carryforwards	$ 15	2030 – 2033
Arkansas net operating loss carryforwards	2	2033 - 2035
Local net operating loss carryforwards	2	2025 – 2040
General business credits[1]	120	2038 – 2045
Total tax attributes	$ 139	
Consumers		
Michigan net operating loss carryforwards	$ 10	2030 – 2033
General business credits[1]	8	2038 – 2045
Total tax attributes	$ 18	

[1] General business credits comprise research and development tax credits and renewable energy tax credits that are not expected to be transferred to third parties.

CMS Energy has provided a valuation allowance of $2 million for state and local tax loss carryforwards. CMS Energy and Consumers expect to utilize fully their tax loss and credit carryforwards for which no valuation allowance has been provided. It is reasonably possible that further adjustments will be made to the valuation allowances within one year.

Presented in the following table is a reconciliation of the beginning and ending amount of uncertain tax benefits:

In Millions

Years Ended December 31	2025	2024	2023
CMS Energy, including Consumers			
Balance at beginning of period	$ 24	$ 26	$ 28
Additions for current-year tax positions	2	1	1
Additions for prior-year tax positions	7	2	—
Reductions for lapse of statute of limitations	(4)	(5)	(3)
Balance at end of period	$ 29	$ 24	$ 26
Consumers			
Balance at beginning of period	$ 32	$ 36	$ 36
Additions for current-year tax positions	1	6	1
Additions for prior-year tax positions	7	1	2
Reductions for lapse of statute of limitations	(4)	(11)	(3)
Balance at end of period	$ 36	$ 32	$ 36

If recognized, all of these uncertain tax benefits would affect CMS Energy's and Consumers' annual effective tax rates in future years. One uncertain tax benefit relates to the methodology of state apportionment for Consumers' electricity sales to MISO. CMS Energy has filed an appeal on an adverse ruling received from the Michigan Tax Tribunal on this methodology and a hearing was held in February 2026.

CMS Energy and Consumers recognize accrued interest and penalties, where applicable, as part of income tax expense. CMS Energy, including Consumers, recognized immaterial interest and penalties for each of the years ended December 31, 2025, 2024, and 2023.

The amount of income taxes paid is subject to ongoing audits by federal, state, local, and foreign tax authorities, which can result in proposed assessments. CMS Energy's federal income tax returns for 2022 and subsequent years remain subject to examination by the IRS. CMS Energy's Michigan Corporate Income Tax returns for 2013 through 2016 and 2021 and subsequent years remain subject to examination by the State of Michigan. CMS Energy's and Consumers' estimate of the potential outcome for any uncertain tax issue is highly judgmental. CMS Energy and Consumers believe that their accrued tax liabilities at December 31, 2025 were adequate for all years.

14: Earnings Per Share—CMS Energy

Presented in the following table are CMS Energy's basic and diluted EPS computations based on income from continuing operations:

In Millions, Except Per Share Amounts

Years Ended December 31	2025	2024	2023
Income available to common stockholders			
Income from continuing operations	$ 1,002	$ 947	$ 807
Less loss attributable to noncontrolling interests	(69)	(56)	(79)
Less preferred stock dividends	10	10	10
Income from continuing operations available to common stockholders – basic and diluted	$ 1,061	$ 993	$ 876
Average common shares outstanding			
Weighted-average shares – basic	300.4	297.6	291.2
Add dilutive nonvested stock awards	0.5	0.7	0.5
Add dilutive forward equity sale contracts	0.1	—	—
Weighted-average shares – diluted	301.0	298.3	291.7
Income from continuing operations per average common share available to common stockholders			
Basic	$ 3.53	$ 3.34	$ 3.01
Diluted	3.53	3.33	3.01

Nonvested Stock Awards

CMS Energy's nonvested stock awards are composed of participating and non-participating securities. The participating securities accrue cash dividends when common stockholders receive dividends. Since the recipient is not required to return the dividends to CMS Energy if the recipient forfeits the award, the nonvested stock awards are considered participating securities. As such, the participating nonvested stock awards were included in the computation of basic EPS. The non-participating securities accrue stock dividends that vest concurrently with the stock award. If the recipient forfeits the award, the stock dividends accrued on the non-participating securities are also forfeited. Accordingly, the non-participating awards and stock dividends were included in the computation of diluted EPS, but not in the computation of basic EPS.

Forward Equity Sale Contracts

CMS Energy has entered into forward equity sale contracts. These forward equity sale contracts are non-participating securities. While the forward sale price in the forward equity sale contract is decreased on certain dates by certain predetermined amounts to reflect expected dividend payments, these price adjustments were set upon inception of the agreement and the forward contract does not give the owner the right to participate in undistributed earnings. Accordingly, the forward equity sale contracts were included in the computation of diluted EPS, but not in the computation of basic EPS.

The potentially dilutive impact from these forward equity sale contracts is reflected in diluted EPS using the treasury stock method. There will be a dilutive effect on EPS when the average market price of common stock shares is above the applicable adjusted forward sale price. Additionally, any physical settlement or net share settlement of the agreements would dilute EPS. For further details on the forward equity sale contracts, see Note 5, Financings and Capitalization.

Convertible Securities

CMS Energy has issued convertible senior notes. Potentially dilutive common shares issuable upon conversion of the convertible senior notes are determined using the if-converted method for calculating diluted EPS. Upon conversion, the convertible senior notes are required to be paid in cash with only amounts exceeding the principal permitted to be settled in shares. Accordingly, the convertible senior notes were included in the computation of diluted EPS, but not in the computation of basic EPS. The impact to diluted EPS was de minimis.

15: Revenue

Presented in the following tables are the components of operating revenue:

In Millions

Year Ended December 31, 2025	Electric Utility	Gas Utility	NorthStar Clean Energy[1]	Consolidated
CMS Energy, including Consumers				
Consumers utility revenue	$ 5,578	$ 2,468	$ —	$ 8,046
Other	—	—	259	259
Revenue recognized from contracts with customers	$ 5,578	$ 2,468	$ 259	$ 8,305
Leasing income	—	—	149	149
Financing income	10	6	—	16
Consumers alternative-revenue programs	50	19	—	69
Total operating revenue – CMS Energy	$ 5,638	$ 2,493	$ 408	$ 8,539
Consumers				
Consumers utility revenue				
Residential	$ 2,661	$ 1,701		$ 4,362
Commercial	1,888	538		2,426
Industrial	762	62		824
Other	267	167		434
Revenue recognized from contracts with customers	$ 5,578	$ 2,468		$ 8,046
Financing income	10	6		16
Alternative-revenue programs	50	19		69
Other non-segment revenue	—	—		1
Total operating revenue – Consumers	$ 5,638	$ 2,493		$ 8,132

[1] Amounts represent NorthStar Clean Energy's operating revenue from independent power production and its sales of energy commodities.

In Millions

Year Ended December 31, 2024	Electric Utility	Gas Utility	NorthStar Clean Energy[1]	Consolidated
CMS Energy, including Consumers				
Consumers utility revenue	$ 4,995	$ 2,114	$ —	$ 7,109
Other	—	—	211	211
Revenue recognized from contracts with customers	$ 4,995	$ 2,114	$ 211	$ 7,320
Leasing income	—	—	105	105
Financing income	10	5	—	15
Consumers alternative-revenue programs	56	19	—	75
Total operating revenue – CMS Energy	$ 5,061	$ 2,138	$ 316	$ 7,515
Consumers				
Consumers utility revenue				
Residential	$ 2,318	$ 1,429		$ 3,747
Commercial	1,674	440		2,114
Industrial	670	50		720
Other	333	195		528
Revenue recognized from contracts with customers	$ 4,995	$ 2,114		$ 7,109
Financing income	10	5		15
Alternative-revenue programs	56	19		75
Other non-segment revenue	—	—		1
Total operating revenue – Consumers	$ 5,061	$ 2,138		$ 7,200

[1] Amounts represent NorthStar Clean Energy's operating revenue from independent power production and its sales of energy commodities.

In Millions

Year Ended December 31, 2023	Electric Utility	Gas Utility	NorthStar Clean Energy[1]	Consolidated
CMS Energy, including Consumers				
Consumers utility revenue	$ 4,686	$ 2,394	$ —	$ 7,080
Other	—	—	181	181
Revenue recognized from contracts with customers	$ 4,686	$ 2,394	$ 181	$ 7,261
Leasing income	—	—	116	116
Financing income	10	6	—	16
Consumers alternative-revenue programs	49	20	—	69
Total operating revenue – CMS Energy	$ 4,745	$ 2,420	$ 297	$ 7,462
Consumers				
Consumers utility revenue				
Residential	$ 2,236	$ 1,619		$ 3,855
Commercial	1,550	489		2,039
Industrial	660	60		720
Other	240	226		466
Revenue recognized from contracts with customers	$ 4,686	$ 2,394		$ 7,080
Financing income	10	6		16
Alternative-revenue programs	49	20		69
Other non-segment revenue	—	—		1
Total operating revenue – Consumers	$ 4,745	$ 2,420		$ 7,166

[1] Amounts represent NorthStar Clean Energy's operating revenue from independent power production and its sales of energy commodities.

Electric and Gas Utilities

Consumers Utility Revenue: Consumers recognizes revenue primarily from the sale of electric and gas utility services at tariff-based rates regulated by the MPSC. Consumers' customer base consists of a mix of residential, commercial, and diversified industrial customers. Consumers' tariff-based sales performance obligations are described below.

- Consumers has performance obligations for the service of standing ready to deliver electricity or natural gas to customers, and it satisfies these performance obligations over time. Consumers recognizes revenue at a fixed rate as it provides these services. These arrangements generally do not have fixed terms and remain in effect as long as the customer consumes the utility service. The rates are set by the MPSC through the rate-making process and represent the stand-alone selling price of Consumers' service to stand ready to deliver.

- Consumers has performance obligations for the service of delivering the commodity of electricity or natural gas to customers, and it satisfies these performance obligations upon delivery. Consumers recognizes revenue at a price per unit of electricity or natural gas delivered, based on the tariffs established by the MPSC. These arrangements generally do not have fixed terms and remain in effect as long as the customer consumes the utility service. The rates are set by the MPSC through the rate-making process and represent the stand-alone selling price of a bundled product comprising the commodity, electricity or natural gas, and the service of delivering such commodity.

In some instances, Consumers has specific fixed-term contracts with large commercial and industrial customers to provide electricity or gas at certain tariff rates or to provide gas transportation services at contracted rates. The amount of electricity and gas to be delivered under these contracts and the associated future revenue to be received are generally dependent on the customers' needs. Accordingly, Consumers recognizes revenues at the tariff or contracted rate as electricity or gas is delivered to the customer. Consumers also has other miscellaneous contracts with customers related to pole and other property rentals and utility contract work. Generally, these contracts are short term or evergreen in nature.

Accounts Receivable and Unbilled Revenues: Accounts receivable comprise trade receivables and unbilled receivables. CMS Energy and Consumers record their accounts receivable at cost less an allowance for uncollectible accounts. The allowance is increased for uncollectible accounts expense and decreased for account write-offs net of recoveries. CMS Energy and Consumers establish the allowance based on historical losses, management's assessment of existing economic conditions, customer payment trends, and reasonable and supported forecast information. CMS Energy and Consumers assess late payment fees on trade receivables based on contractual past-due terms established with customers. Accounts are written off when deemed uncollectible, which is generally when they become six months past due.

CMS Energy and Consumers recorded uncollectible accounts expense of $40 million for the year ended December 31, 2025, $33 million for the year ended December 31, 2024, and $34 million for the year ended December 31, 2023.

Consumers' customers are billed monthly in cycles having billing dates that do not generally coincide with the end of a calendar month. This results in customers having received electricity or natural gas that they have not been billed for as of the month-end. Consumers estimates its unbilled revenues by applying an average billed rate to total unbilled deliveries for each customer class. Unbilled revenues, which are recorded as accounts receivable and accrued revenue on CMS Energy's and Consumers' consolidated balance sheets, were $659 million at December 31, 2025 and $584 million at December 31, 2024.

Alternative-revenue Programs: Consumers accounts for its energy waste reduction incentive mechanism, financial compensation mechanism, and demand response incentive mechanism as alternative-revenue programs.

Consumers recognizes revenue related to the energy waste reduction incentive as soon as energy savings exceed the annual targets established by the MPSC. Revenue related to the financial compensation mechanism is recognized as payments are made on MPSC-approved PPAs. Under a demand response incentive mechanism, Consumers earns a financial incentive when it meets demand response targets set by the MPSC. Consumers recognizes revenue related to this program once demand response incentive objectives are complete, the incentive amount is calculable, and the incentive revenue will be collected within a 24-month period. For additional information on these mechanisms, see Note 3, Regulatory Matters.

Consumers does not reclassify revenue from its alternative-revenue program to revenue from contracts with customers at the time the amounts are collected from customers.

16: Other Income and Other Expense

Presented in the following table are the components of other income and other expense at CMS Energy and Consumers:

In Millions

Years Ended December 31	2025	2024	2023
CMS Energy, including Consumers			
Other income			
Gain on extinguishment of debt[1]	$ 72	$ 110	$ 131
Interest income	37	50	37
Interest income – related parties	1	—	—
Allowance for equity funds used during construction	23	29	7
Income from equity method investees	5	7	7
All other	13	11	13
Total other income – CMS Energy	$ 151	$ 207	$ 195
Consumers			
Other income			
Interest income	$ 22	$ 42	$ 25
Interest income – related parties	4	5	5
Allowance for equity funds used during construction	23	29	7
All other	6	9	12
Total other income – Consumers	$ 55	$ 85	$ 49
CMS Energy, including Consumers			
Other expense			
Donations	$ (10)	$ (18)	$ (1)
Civic and political expenditures	(7)	(5)	(5)
All other	(10)	(9)	(7)
Total other expense – CMS Energy	$ (27)	$ (32)	$ (13)
Consumers			
Other expense			
Donations	$ (10)	$ (18)	$ (1)
Civic and political expenditures	(5)	(5)	(5)
All other	(7)	(7)	(6)
Total other expense – Consumers	$ (22)	$ (30)	$ (12)

[1] For information regarding the gain on extinguishment of debt, see Note 5, Financings and Capitalization—CMS Energy's Purchase of Consumers' First Mortgage Bonds.

17: Reportable Segments

Reportable segments consist of business units defined by the products and services they offer. CMS Energy's and Consumers' chief operating decision-maker is the CEO. The chief operating decision-maker evaluates segment performance and profitability using net income available to CMS Energy's common stockholders. This metric provides a clear, consistent basis for analyzing the financial results of each segment and supports decision-making regarding the allocation of resources.

Resource allocation to CMS Energy's and Consumers' segments begins with the annual budgeting process, which establishes initial funding and resource levels for each segment. The budget incorporates key financial and operational inputs, including anticipated revenues, expenses, and capital requirements, aligning with CMS Energy's and Consumers' strategic objectives and regulatory obligations. The chief operating decision-maker reviews budget-to-actual variances on a monthly basis and makes interim decisions to reallocate resources among segments as needed, ensuring a timely and effective response to changing conditions. For the electric utility and gas utility segments, the chief operating decision-maker uses this assessment to determine whether the segments are achieving their regulatory authorized return on equity.

Accounting policies for CMS Energy's and Consumers' segments are as described in Note 1, Significant Accounting Policies. The consolidated financial statements reflect the assets, liabilities, revenues, and expenses of the individual segments when appropriate. Accounts are allocated among the segments when common accounts are attributable to more than one segment. The allocations are based on certain measures of business activities, such as revenue, labor dollars, customers, other operating and maintenance expense, construction expense, leased property, taxes, or functional surveys. For example, customer receivables are allocated based on revenue, and pension provisions are allocated based on labor dollars.

Inter-segment sales and transfers are accounted for at current market prices and are eliminated in consolidated net income available to common stockholders by segment. Inter-segment sales and transfers were immaterial for all periods presented.

CMS Energy

The segments reported for CMS Energy are:

- electric utility, consisting of regulated activities associated with the generation, purchase, distribution, and sale of electricity in Michigan
- gas utility, consisting of regulated activities associated with the purchase, transmission, storage, distribution, and sale of natural gas in Michigan
- NorthStar Clean Energy, consisting of various subsidiaries engaging in domestic independent power production, including the development and operation of renewable generation, and the marketing of independent power production

CMS Energy presents corporate interest and other expenses, discontinued operations, and Consumers' other consolidated entities within other reconciling items.

Consumers

The segments reported for Consumers are:

- electric utility, consisting of regulated activities associated with the generation, purchase, distribution, and sale of electricity in Michigan
- gas utility, consisting of regulated activities associated with the purchase, transmission, storage, distribution, and sale of natural gas in Michigan

Consumers' other consolidated entities are presented within other reconciling items.

Presented in the following tables is financial information by segment:

In Millions

Year Ended December 31, 2025	Electric Utility	Gas Utility	NorthStar Clean Energy	Segments Total	Other Reconciling Items	Consolidated
CMS Energy, including Consumers						
Operating revenue	$ 5,638	$ 2,493	$ 408	$ 8,539	$ —	$ 8,539
Operating expenses						
Power supply cost[1]	2,193	—	264	2,457	—	2,457
Cost of gas sold	—	803	6	809	—	809
Maintenance and other operating expenses	1,146	468	100	1,714	13	1,727
Depreciation and amortization	903	350	52	1,305	1	1,306
General taxes	297	201	14	512	1	513
Total operating expenses	4,539	1,822	436	6,797	15	6,812
Operating Income (Loss)	1,099	671	(28)	1,742	(15)	1,727
Other income[2]	124	83	17	224	86	310
Interest charges	353	206	(7)	552	237	789
Income (Loss) Before Income Taxes	870	548	(4)	1,414	(166)	1,248
Income tax expense (benefit)	150	138	(4)	284	(38)	246
Income (Loss) From Continuing Operations	720	410	—	1,130	(128)	1,002
Other segment items[3]	(1)	(1)	71	69	(10)	59
Net Income (Loss) Available to Common Stockholders	$ 719	$ 409	$ 71	$ 1,199	$ (138)	$ 1,061
Property, plant, and equipment, gross	$ 21,871 [4]	$ 14,218 [4]	$ 1,649	$ 37,738	$ 25	$ 37,763
Investments in equity method investees	—	—	61	61	—	61
Total assets	22,760 [4]	14,188 [4]	2,496	39,444	497	39,941
Capital expenditures[5]	2,408 [6]	1,064 [6]	498	3,970	—	3,970

[1] Power supply costs comprise fuel for electric generation, purchased and interchange power, and purchased power – related parties.

[2] Includes income from equity method investees of $5 million attributable to NorthStar Clean Energy. See Note 16, Other Income and Other Expense

[3] Other segment items comprise loss attributable to noncontrolling interests and preferred stock dividends.

[4] Amounts include a portion of Consumers' other common assets attributable to both the electric and gas utility businesses.

[5] Amounts include assets placed under finance lease.

[6] Amounts include a portion of Consumers' capital expenditures for plant and equipment attributable to both the electric and gas utility businesses.

In Millions

Year Ended December 31, 2025	Electric Utility	Gas Utility	Segments Total	Other Reconciling Items	Consolidated
Consumers					
Operating revenue	$ 5,638	$ 2,493	$ 8,131	$ 1	$ 8,132
Operating expenses					
Power supply cost[1]	2,193	—	2,193	—	2,193
Cost of gas sold	—	803	803	—	803
Maintenance and other operating expenses	1,146	468	1,614	—	1,614
Depreciation and amortization	903	350	1,253	1	1,254
General taxes	297	201	498	1	499
Total operating expenses	4,539	1,822	6,361	2	6,363
Operating Income (Loss)	1,099	671	1,770	(1)	1,769
Other income	124	83	207	1	208
Interest charges	353	206	559	1	560
Income (Loss) Before Income Taxes	870	548	1,418	(1)	1,417
Income tax expense	150	138	288	—	288
Net Income (Loss)	720	410	1,130	(1)	1,129
Other segment items[2]	(1)	(1)	(2)	—	(2)
Net Income (Loss) Available to Common Stockholder	$ 719	$ 409	$ 1,128	$ (1)	$ 1,127
Property, plant, and equipment, gross	$ 21,871 [3]	$ 14,218 [3]	$ 36,089	$ 31	$ 36,120
Total assets	22,814 [3]	14,229 [3]	37,043	48	37,091
Capital expenditures[4]	2,408 [5]	1,064 [5]	3,472	—	3,472

[1] Power supply costs comprise fuel for electric generation, purchased and interchange power, and purchased power – related parties.

[2] Other segment items comprise preferred stock dividends.

[3] Amounts include a portion of Consumers' other common assets attributable to both the electric and gas utility businesses.

[4] Amounts include assets placed under finance lease.

[5] Amounts include a portion of Consumers' capital expenditures for plant and equipment attributable to both the electric and gas utility businesses.

In Millions

Year Ended December 31, 2024	Electric Utility	Gas Utility	NorthStar Clean Energy	Segments Total	Other Reconciling Items	Consolidated
CMS Energy, including Consumers						
Operating revenue	$ 5,061	$ 2,138	$ 316	$ 7,515	$ —	$ 7,515
Operating expenses						
Power supply cost[1]	1,867	—	161	2,028	—	2,028
Cost of gas sold	—	637	3	640	—	640
Maintenance and other operating expenses	1,066	454	101	1,621	17	1,638
Depreciation and amortization	865	325	49	1,239	1	1,240
General taxes	281	188	12	481	1	482
Total operating expenses	4,079	1,604	326	6,009	19	6,028
Operating Income (Loss)	982	534	(10)	1,506	(19)	1,487
Other income[2]	126	86	14	226	118	344
Interest charges	324	192	4	520	188	708
Income (Loss) Before Income Taxes	784	428	—	1,212	(89)	1,123
Income tax expense (benefit)	102	99	(5)	196	(20)	176
Income (Loss) From Continuing Operations	682	329	5	1,016	(69)	947
Other segment items[3]	(1)	(1)	58	56	(10)	46
Net Income (Loss) Available to Common Stockholders	$ 681	$ 328	$ 63	$ 1,072	$ (79)	$ 993
Property, plant, and equipment, gross	$ 20,137 [4]	$ 13,268 [4]	$ 1,506	$ 34,911	$ 21	$ 34,932
Investments in equity method investees	—	—	64	64	—	64
Total assets	20,710 [4]	13,247 [4]	1,893	35,850	70	35,920
Capital expenditures[5]	1,871 [6]	1,141 [6]	288	$ 3,300	1	3,301

1 Power supply costs comprise fuel for electric generation, purchased and interchange power, and purchased power – related parties.

2 Includes income from equity method investees of $7 million attributable to NorthStar Clean Energy. See Note 16, Other Income and Other Expense.

3 Other segment items comprise loss attributable to noncontrolling interests and preferred stock dividends.

4 Amounts include a portion of Consumers' other common assets attributable to both the electric and gas utility businesses.

5 Amounts include assets placed under finance lease.

6 Amounts include a portion of Consumers' capital expenditures for plant and equipment attributable to both the electric and gas utility businesses.

In Millions

Year Ended December 31, 2024	Electric Utility	Gas Utility	Segments Total	Other Reconciling Items	Consolidated
Consumers					
Operating revenue	$ 5,061	$ 2,138	$ 7,199	$ 1	$ 7,200
Operating expenses					
Power supply cost[1]	1,867	—	1,867	—	1,867
Cost of gas sold	—	637	637	—	637
Maintenance and other operating expenses	1,066	454	1,520	—	1,520
Depreciation and amortization	865	325	1,190	1	1,191
General taxes	281	188	469	1	470
Total operating expenses	4,079	1,604	5,683	2	5,685
Operating Income (Loss)	982	534	1,516	(1)	1,515
Other income	126	86	212	—	212
Interest charges	324	192	516	2	518
Income (Loss) Before Income Taxes	784	428	1,212	(3)	1,209
Income tax expense (benefit)	102	99	201	(1)	200
Net Income (Loss)	682	329	1,011	(2)	1,009
Other segment items[2]	(1)	(1)	(2)	—	(2)
Net Income (Loss) Available to Common Stockholder	$ 681	$ 328	$ 1,009	$ (2)	$ 1,007
Property, plant, and equipment, gross	$ 20,137 [3]	$ 13,268 [3]	$ 33,405	$ 29	$ 33,434
Total assets	20,767 [3]	13,289 [3]	34,056	32	34,088
Capital expenditures[4]	1,871 [5]	1,141 [5]	3,012	—	3,012

1 Power supply costs comprise fuel for electric generation, purchased and interchange power, and purchased power – related parties.

2 Other segment items comprise preferred stock dividends.

3 Amounts include a portion of Consumers' other common assets attributable to both the electric and gas utility businesses.

4 Amounts include assets placed under finance lease.

5 Amounts include a portion of Consumers' capital expenditures for plant and equipment attributable to both the electric and gas utility businesses.

In Millions

Year Ended December 31, 2023	Electric Utility	Gas Utility	NorthStar Clean Energy	Segments Total	Other Reconciling Items	Consolidated
CMS Energy, including Consumers						
Operating revenue	$ 4,745	$ 2,420	$ 297	$ 7,462	$ —	$ 7,462
Operating expenses						
Power supply cost[1]	1,841	—	170	2,011	—	2,011
Cost of gas sold	—	897	5	902	—	902
Maintenance and other operating expenses	1,075	511	88	1,674	13	1,687
Depreciation and amortization	797	338	43	1,178	2	1,180
General taxes	260	176	10	446	1	447
Total operating expenses	3,973	1,922	316	6,211	16	6,227
Operating Income (Loss)	772	498	(19)	1,251	(16)	1,235
Other income[2]	131	77	12	220	142	362
Interest charges	285	161	2	448	195	643
Income (Loss) Before Income Taxes	618	414	(9)	1,023	(69)	954
Income tax expense (benefit)	67	98	4	169	(22)	147
Income (Loss) From Continuing Operations	551	316	(13)	854	(47)	807
Other segment items[3]	(1)	(1)	80	78	(8)	70
Net Income (Loss) Available to Common Stockholders	$ 550	$ 315	$ 67	$ 932	$ (55)	$ 877

[1] Power supply costs comprise fuel for electric generation, purchased and interchange power, and purchased power – related parties.

[2] Includes income from equity method investees of $7 million attributable to NorthStar Clean Energy. See Note 16, Other Income and Other Expense.

[3] Other segment items comprise income from discontinued operations, net of tax, loss attributable to noncontrolling interests, and preferred stock dividends.

In Millions

Year Ended December 31, 2023	Electric Utility	Gas Utility	Segments Total	Other Reconciling Items	Consolidated
Consumers					
Operating revenue	$ 4,745	$ 2,420	$ 7,165	$ 1	$ 7,166
Operating expenses					
Power supply cost[1]	1,841	—	1,841	—	1,841
Cost of gas sold	—	897	897	—	897
Maintenance and other operating expenses	1,075	511	1,586	—	1,586
Depreciation and amortization	797	338	1,135	2	1,137
General taxes	260	176	436	1	437
Total operating expenses	3,973	1,922	5,895	3	5,898
Operating Income (Loss)	772	498	1,270	(2)	1,268
Other income	131	77	208	—	208
Interest charges	285	161	446	2	448
Income (Loss) Before Income Taxes	618	414	1,032	(4)	1,028
Income tax expense (benefit)	67	98	165	(4)	161
Net Income	551	316	867	—	867
Other segment items[2]	(1)	(1)	(2)	—	(2)
Net Income Available to Common Stockholder	$ 550	$ 315	$ 865	$ —	$ 865

[1] Power supply costs comprise fuel for electric generation, purchased and interchange power, and purchased power – related parties.

[2] Other segment items comprise preferred stock dividends.

18: Related-party Transactions—Consumers

Consumers enters into a number of transactions with related parties in the normal course of business. These transactions include but are not limited to:

- purchases of electricity from affiliates of NorthStar Clean Energy
- payments to and from CMS Energy related to parent company overhead costs
- payments of principal and interest when due to CMS Energy related to borrowings under certain credit agreements and CMS Energy's repurchase of Consumers' first mortgage bonds

Transactions involving power supply purchases from certain affiliates of NorthStar Clean Energy are based on state law and competitive bidding. The payment of parent company overhead costs is based on the use of accepted industry allocation methodologies. These payments are for costs that occur in the normal course of business. Purchases of power and capacity from affiliates of NorthStar Clean Energy totaled $94 million in 2025, $71 million in 2024, and $75 million in 2023.

Amounts payable to related parties for purchased power and other services were $19 million at December 31, 2025 and $20 million at December 31, 2024. Accounts receivable from related parties were $13 million at December 31, 2025 and $15 million at December 31, 2024.

CMS Energy has a demand note payable to the DB SERP rabbi trust. The demand note bears interest at an annual rate of 4.10 percent and has a maturity date of 2028. The portion of the demand note attributable to Consumers was recorded as a note receivable – related party on Consumers' consolidated balance sheets at December 31, 2025 and 2024. For more information about Consumers' note receivable – related party, see Note 7, Financial Instruments.

Consumers has a natural gas transportation agreement with a subsidiary of CMS Energy that extends through 2038, related to a pipeline owned by Consumers. For additional details about the agreement, see Note 9, Leases.

CMS Energy has repurchased certain of Consumers' first mortgage bonds. Interest payable to related parties was $9 million at December 31, 2025 and $7 million at December 31, 2024. For more information about these repurchases, see Note 5, Financings and Capitalization—CMS Energy's Purchase of Consumers' First Mortgage Bonds.

In December 2025, Consumers renewed a short-term credit agreement with CMS Energy, permitting Consumers to borrow up to $500 million. For additional details about the agreement, see Note 5, Financings and Capitalization—Short-term Borrowings.

19: Variable Interest Entities

Consolidated VIEs: In March 2025, NorthStar Clean Energy sold a 50-percent interest in NWO Wind Equity Holdings for net proceeds of $36 million. NWO Wind Equity Holdings holds the Class B membership interest in NWO Holdco, the holding company of a 100-MW wind project located in Paulding County, Ohio. Additionally in March 2025, NorthStar Clean Energy sold a 50-percent interest in Delta Solar Equity Holdings for net proceeds of $8 million. Delta Solar Equity Holdings is the holding company of a 24-MW solar project located in Delta Township, Michigan.

In December 2025, NorthStar Clean Energy sold a Class A membership interest in BG Solar Holdings to a tax equity investor. BG Solar Holdings is the holding company of a 200-MW solar generation project being constructed in Branch County, Michigan. All of the project's nameplate capacity has been committed under a 15-year renewable energy purchase agreement. The tax equity investor contributed $15 million and recognized a deemed contribution of $35 million associated with BG Solar Holdings' sale of investment tax credits related to a portion of the project placed into service for tax purposes in 2025. The tax equity investor will contribute additional amounts upon commercial operation of the project in 2026.

NorthStar Clean Energy consolidates these and other entities that it does not wholly own, but for which it manages and controls the entities' operating activities. NorthStar Clean Energy is the primary beneficiary of these entities because it has the power to direct the activities that most significantly impact the economic performance of the companies, as well as the obligation to absorb losses or the right to receive benefits from the companies. Presented in the following table is information about the VIEs NorthStar Clean Energy consolidates:

Consolidated VIE	NorthStar Clean Energy's ownership interest	Description of VIE
Aviator Wind Equity Holdings	51-percent ownership interest[1]	Holds a Class B membership interest in Aviator Wind
Aviator Wind	Class B membership interest[2]	Holding company of a 525-MW wind generation project in Coke County, Texas
BG Solar Holdings	Class B membership interest[2]	Holding company of a 200-MW solar generation project in Branch County, Michigan
Delta Solar Equity Holdings	50-percent ownership interest[1]	Holding company of a 24-MW solar generation project in Delta Township, Michigan
Newport Solar Holdings	Class B membership interest[2]	Holding company of a 180-MW solar generation project in Jackson County, Arkansas
NWO Wind Equity Holdings	50-percent ownership interest[1]	Holds a Class B membership interest in NWO Holdco
NWO Holdco	Class B membership interest[2]	Holding company of a 100-MW wind generation project in Paulding County, Ohio

1 The remaining ownership interest is presented as noncontrolling interest on CMS Energy's consolidated balance sheets.

2 The Class A membership interest in the entity is held by a tax equity investor and is presented as noncontrolling interest on CMS Energy's consolidated balance sheets. Under the associated limited liability company agreement, the tax equity investor is guaranteed preferred returns from the entity.

Earnings, tax attributes, and cash flows generated by the entities in which NorthStar Clean Energy holds a Class B membership are allocated among and distributed to the membership classes in accordance with

the ratios specified in the associated limited liability company agreements; these ratios change over time and are not representative of the ownership interest percentages of each membership class. Since these entities' income and cash flows are not distributed among their investors based on ownership interest percentages, NorthStar Clean Energy allocates the entities' income (loss) among the investors by applying the hypothetical liquidation at book value method. This method calculates each investor's earnings based on a hypothetical liquidation of the entities at the net book value of underlying assets as of the balance sheet date. The liquidation tax gain (loss) is allocated to each investor's capital account, resulting in income (loss) equal to the period change in the investor's capital account balance.

Presented in the following table are the carrying values of the VIEs' assets and liabilities included on CMS Energy's consolidated balance sheets:

In Millions

December 31	2025	2024
Current		
Cash and cash equivalents	$ 20	$ 18
Restricted cash	19	—
Accounts receivable	42	4
Prepayments and other current assets	5	3
Non-current		
Plant, property, and equipment, net	1,037	1,024
Construction work in progress	357	—
Other non-current assets	5	3
Total assets[1]	$ 1,485	$ 1,052
Current		
Current portion of long-term debt and finance leases	$ 65	$ —
Accounts payable	29	8
Non-current		
Long-term debt	118	—
Non-current portion of finance leases	39	23
AROs	38	33
Other non-current liabilities	3	—
Total liabilities	$ 292	$ 64

[1] Assets may be used only to meet VIEs' obligations and commitments.

NorthStar Clean Energy is obligated under certain indemnities that protect the tax equity investors against losses incurred as a result of breaches of representations and warranties under the associated limited liability company agreements. For additional details on these indemnity obligations, see Note 4, Contingencies and Commitments—Guarantees.

Consumers' wholly-owned subsidiaries, Consumers 2014 Securitization Funding and Consumers 2023 Securitization Funding, are VIEs designed to collateralize Consumers' securitization bonds. These entities are considered VIEs primarily because their equity capitalization is insufficient to support their operations. Consumers is the primary beneficiary of and consolidates these VIEs, as it has the power to direct the activities that most significantly impact the economic performance of the companies, as well as the obligation to absorb losses or the right to receive benefits from the companies. The VIEs' primary assets and liabilities comprise non-current regulatory assets and long-term debt. For more information on

these assets and liabilities, see Note 3, Regulatory Matters—Securitized Costs and Note 5, Financings and Capitalization—Securitization Bonds

Non-consolidated VIEs: NorthStar Clean Energy has variable interests in T.E.S. Filer City, Grayling, Genesee, and Craven. While NorthStar Clean Energy owns 50 percent of each partnership, it is not the primary beneficiary of any of these partnerships because decision making is shared among unrelated parties, and no one party has the ability to direct the activities that most significantly impact the entities' economic performance, such as operations and maintenance, plant dispatch, and fuel strategy. The partners must agree on all major decisions for each of the partnerships.

Presented in the following table is information about these partnerships, which are accounted for using the equity method:

Name	Nature of the Entity	Nature of NorthStar Clean Energy's Involvement
T.E.S. Filer City	Coal-fueled power generator	Long-term PPA between partnership and Consumers Employee assignment agreement
Grayling	Wood waste-fueled power generator	Long-term PPA between partnership and Consumers Reduced dispatch agreement with Consumers[1] Operating and management contract
Genesee	Wood waste-fueled power generator	Long-term PPA between partnership and Consumers Reduced dispatch agreement with Consumers[1] Operating and management contract
Craven	Wood waste-fueled power generator	Operating and management contract

[1] Reduced dispatch agreements allow the facilities to be dispatched based on the market price of power compared with the cost of production of the plants. This results in fuel cost savings that each partnership shares with Consumers' customers.

The creditors of these partnerships do not have recourse to the general credit of CMS Energy, NorthStar Clean Energy, or Consumers. NorthStar Clean Energy's maximum risk exposure to these partnerships is generally limited to its investment in the partnerships, which is included in investments on CMS Energy's consolidated balance sheets in the amount of $54 million at December 31, 2025 and $64 million at December 31, 2024.

20: Exit Activities and Asset Sales

J.H. Campbell Retirement: Under its integrated resource plan, Consumers had planned to retire J.H. Campbell in 2025. In order to ensure necessary staffing at J.H. Campbell through the planned retirement, Consumers implemented a retention incentive program. Consumers made final payments under this retention plan in November 2025. The aggregate cost of this program was $48 million, which has been deferred as a regulatory asset. The MPSC has approved recovery of these retention costs over three years.

The retirement of J.H. Campbell is subject to temporary extensions under emergency orders issued by the U.S. Secretary of Energy. As a result, Consumers has implemented retention measures to ensure appropriate staffing levels and expects to incur up to $4 million during each 90-day emergency order period. Consumers will seek recovery of these retention costs from FERC, consistent with rate recovery sought for other costs of complying with the emergency orders. For additional information on the emergency orders associated with J.H. Campbell, see Note 3, Regulatory Matters.

Presented in the following table is a reconciliation of the retention benefit liability recorded in other current liabilities on Consumers' consolidated balance sheets:

In Millions

Year Ended December 31	2025	2024
Retention benefit liability at beginning of period	$ 14	$ 16
Costs deferred as a regulatory asset	7	8
Costs paid or settled	(19)	(10)
Retention benefit liability at the end of the period	$ 2	$ 14

Sale of Hydroelectric Facilities: In September 2025, Consumers signed an agreement to sell its 13 river hydroelectric dams, which are located throughout Michigan, to a non-affiliated company. Additionally, Consumers signed an agreement to purchase power generated by the facilities for 30 years, at a price that reflects the counterparty's acceptance of the risks and rewards of ownership of the facilities, including FERC licensing obligations. The agreements are contingent upon MPSC and FERC approval, for which Consumers filed in October 2025. Timing of the regulatory review process is uncertain and could extend 12 to 18 months or longer. In Consumers' most recent electric rate case, the MPSC approved deferred accounting treatment for costs of owning and operating the hydroelectric dams pending and until completion of the transaction. At December 31, 2025, the net book value of the hydroelectric facilities was immaterial.

To ensure necessary staffing at the hydroelectric facilities through the anticipated sale, Consumers has provided current employees at the facilities with a retention incentive program. Subsequently, to ensure continued safe operation of the facilities after the sale, the buyer will offer employment to the current hydroelectric employees for a period of at least a year. The retention incentive benefits are contingent upon MPSC and FERC approval of the sale transaction.

(This page intentionally left blank)

Report of Independent Registered Public Accounting Firm

To the Board of Directors and Stockholders of CMS Energy Corporation

Opinions on the Financial Statements and Internal Control over Financial Reporting

We have audited the accompanying consolidated balance sheets of CMS Energy Corporation and its subsidiaries (the "Company") as of December 31, 2025 and 2024, and the related consolidated statements of income, of comprehensive income, of changes in equity and of cash flows for each of the three years in the period ended December 31, 2025, including the related notes and financial statement schedules listed in the index appearing under Item 15 (collectively referred to as the "consolidated financial statements"). We also have audited the Company's internal control over financial reporting as of December 31, 2025, based on criteria established in *Internal Control - Integrated Framework* (2013) issued by the Committee of Sponsoring Organizations of the Treadway Commission (COSO).

In our opinion, the consolidated financial statements referred to above present fairly, in all material respects, the financial position of the Company as of December 31, 2025 and 2024, and the results of its operations and its cash flows for each of the three years in the period ended December 31, 2025 in conformity with accounting principles generally accepted in the United States of America. Also in our opinion, the Company maintained, in all material respects, effective internal control over financial reporting as of December 31, 2025, based on criteria established in *Internal Control - Integrated Framework* (2013) issued by the COSO.

Basis for Opinions

The Company's management is responsible for these consolidated financial statements, for maintaining effective internal control over financial reporting, and for its assessment of the effectiveness of internal control over financial reporting, included in Management's Annual Report on Internal Control Over Financial Reporting appearing under Item 9A. Our responsibility is to express opinions on the Company's consolidated financial statements and on the Company's internal control over financial reporting based on our audits. We are a public accounting firm registered with the Public Company Accounting Oversight Board (United States) (PCAOB) and are required to be independent with respect to the Company in accordance with the U.S. federal securities laws and the applicable rules and regulations of the Securities and Exchange Commission and the PCAOB.

We conducted our audits in accordance with the standards of the PCAOB. Those standards require that we plan and perform the audits to obtain reasonable assurance about whether the consolidated financial statements are free of material misstatement, whether due to error or fraud, and whether effective internal control over financial reporting was maintained in all material respects.

Our audits of the consolidated financial statements included performing procedures to assess the risks of material misstatement of the consolidated financial statements, whether due to error or fraud, and performing procedures that respond to those risks. Such procedures included examining, on a test basis, evidence regarding the amounts and disclosures in the consolidated financial statements. Our audits also included evaluating the accounting principles used and significant estimates made by management, as well as evaluating the overall presentation of the consolidated financial statements. Our audit of internal control over financial reporting included obtaining an understanding of internal control over financial reporting, assessing the risk that a material weakness exists, and testing and evaluating the design and operating effectiveness of internal control based on the assessed risk. Our audits also included performing such other procedures as we considered necessary in the circumstances. We believe that our audits provide a reasonable basis for our opinions.

Definition and Limitations of Internal Control over Financial Reporting

A company's internal control over financial reporting is a process designed to provide reasonable assurance regarding the reliability of financial reporting and the preparation of financial statements for external purposes in accordance with generally accepted accounting principles. A company's internal control over financial reporting includes those policies and procedures that (i) pertain to the maintenance of records that, in reasonable detail, accurately and fairly reflect the transactions and dispositions of the assets of the company; (ii) provide reasonable assurance that transactions are recorded as necessary to permit preparation of financial statements in accordance with generally accepted accounting principles, and that receipts and expenditures of the company are being made only in accordance with authorizations of management and directors of the company; and (iii) provide reasonable assurance regarding prevention or timely detection of unauthorized acquisition, use, or disposition of the company's assets that could have a material effect on the financial statements.

Because of its inherent limitations, internal control over financial reporting may not prevent or detect misstatements. Also, projections of any evaluation of effectiveness to future periods are subject to the risk that controls may become inadequate because of changes in conditions, or that the degree of compliance with the policies or procedures may deteriorate.

Critical Audit Matters

The critical audit matter communicated below is a matter arising from the current period audit of the consolidated financial statements that was communicated or required to be communicated to the audit committee and that (i) relates to accounts or disclosures that are material to the consolidated financial statements and (ii) involved our especially challenging, subjective, or complex judgments. The communication of critical audit matters does not alter in any way our opinion on the consolidated financial statements, taken as a whole, and we are not, by communicating the critical audit matter below, providing a separate opinion on the critical audit matter or on the accounts or disclosures to which it relates.

Accounting for the Effects of New Regulatory Matters

As described in Note 3 to the consolidated financial statements, the Company is a utility and must apply regulatory accounting when its rates are designed to recover specific costs of providing regulated services. Under regulatory accounting, the Company records regulatory assets or liabilities for certain transactions that would have been treated as expense or revenue by a non-regulated business. As of December 31, 2025 the Company has recognized a total of $3,459 million of regulatory assets, $4,176 million of regulatory liabilities, $38 million of accrued revenues, and $28 million of accrued rate refunds. As described by management, there are multiple participants to rate case proceedings who often challenge various aspects of those proceedings, including the prudence of the Company's policies and practices. These participants often seek cost disallowances and other relief and have appealed significant decisions reached by the regulators. The recovery of regulatory assets and the settlement of regulatory liabilities are contingent upon the outcomes of rate cases and regulatory proceedings. The principal considerations for our determination that performing procedures relating to accounting for the effects of new regulatory matters is a critical audit matter are (i) the high degree of auditor judgment and subjectivity applied to evaluate management's assessment of the potential outcomes and related accounting impacts associated with pending rate case proceedings; (ii) in some cases, the significant audit effort necessary to assess contrary evidence from various parties involved in rate case proceedings; and (iii) the significant audit effort necessary to evaluate audit evidence related to the recovery of regulatory assets and the settlement of regulatory liabilities. Addressing the matter involved performing procedures and evaluating audit evidence in connection with forming our overall opinion on the consolidated financial statements. These procedures included testing the effectiveness of controls relating to

management's assessment of regulatory proceedings, including the probability of recovering incurred costs and the related accounting and disclosure impacts. These procedures also included, among others, (i) evaluating the Company's correspondence with regulators; (ii) evaluating the reasonableness of management's assessment regarding whether recovery of regulatory assets and settlement of regulatory liabilities is probable; (iii) evaluating the sufficiency of the disclosures in the consolidated financial statements; and (iv) testing, on a sample basis, the regulatory assets and liabilities, including those subject to pending rate cases and regulatory proceedings, based on (a) provisions and formulas outlined in rate orders; (b) other regulatory correspondence; and (c) application of relevant regulatory precedents.

/s/ PricewaterhouseCoopers LLP

Detroit, Michigan
February 10, 2026

We have served as the Company's auditor since 2007.

(This page intentionally left blank)

Report of Independent Registered Public Accounting Firm

To the Board of Directors and Stockholders of Consumers Energy Company

Opinions on the Financial Statements and Internal Control over Financial Reporting

We have audited the accompanying consolidated balance sheets of Consumers Energy Company and its subsidiaries (the "Company") as of December 31, 2025 and 2024, and the related consolidated statements of income, of comprehensive income, of changes in equity and of cash flows for each of the three years in the period ended December 31, 2025, including the related notes and financial statement schedule listed in the index appearing under Item 15 (collectively referred to as the "consolidated financial statements"). We also have audited the Company's internal control over financial reporting as of December 31, 2025, based on criteria established in *Internal Control - Integrated Framework* (2013) issued by the Committee of Sponsoring Organizations of the Treadway Commission (COSO).

In our opinion, the consolidated financial statements referred to above present fairly, in all material respects, the financial position of the Company as of December 31, 2025 and 2024, and the results of its operations and its cash flows for each of the three years in the period ended December 31, 2025 in conformity with accounting principles generally accepted in the United States of America. Also in our opinion, the Company maintained, in all material respects, effective internal control over financial reporting as of December 31, 2025, based on criteria established in *Internal Control - Integrated Framework* (2013) issued by the COSO.

Basis for Opinions

The Company's management is responsible for these consolidated financial statements, for maintaining effective internal control over financial reporting, and for its assessment of the effectiveness of internal control over financial reporting, included in Management's Annual Report on Internal Control Over Financial Reporting appearing under Item 9A. Our responsibility is to express opinions on the Company's consolidated financial statements and on the Company's internal control over financial reporting based on our audits. We are a public accounting firm registered with the Public Company Accounting Oversight Board (United States) (PCAOB) and are required to be independent with respect to the Company in accordance with the U.S. federal securities laws and the applicable rules and regulations of the Securities and Exchange Commission and the PCAOB.

We conducted our audits in accordance with the standards of the PCAOB. Those standards require that we plan and perform the audits to obtain reasonable assurance about whether the consolidated financial statements are free of material misstatement, whether due to error or fraud, and whether effective internal control over financial reporting was maintained in all material respects.

Our audits of the consolidated financial statements included performing procedures to assess the risks of material misstatement of the consolidated financial statements, whether due to error or fraud, and performing procedures that respond to those risks. Such procedures included examining, on a test basis, evidence regarding the amounts and disclosures in the consolidated financial statements. Our audits also included evaluating the accounting principles used and significant estimates made by management, as well as evaluating the overall presentation of the consolidated financial statements. Our audit of internal control over financial reporting included obtaining an understanding of internal control over financial reporting, assessing the risk that a material weakness exists, and testing and evaluating the design and operating effectiveness of internal control based on the assessed risk. Our audits also included performing such other procedures as we considered necessary in the circumstances. We believe that our audits provide a reasonable basis for our opinions.

Definition and Limitations of Internal Control over Financial Reporting

A company's internal control over financial reporting is a process designed to provide reasonable assurance regarding the reliability of financial reporting and the preparation of financial statements for external purposes in accordance with generally accepted accounting principles. A company's internal control over financial reporting includes those policies and procedures that (i) pertain to the maintenance of records that, in reasonable detail, accurately and fairly reflect the transactions and dispositions of the assets of the company; (ii) provide reasonable assurance that transactions are recorded as necessary to permit preparation of financial statements in accordance with generally accepted accounting principles, and that receipts and expenditures of the company are being made only in accordance with authorizations of management and directors of the company; and (iii) provide reasonable assurance regarding prevention or timely detection of unauthorized acquisition, use, or disposition of the company's assets that could have a material effect on the financial statements.

Because of its inherent limitations, internal control over financial reporting may not prevent or detect misstatements. Also, projections of any evaluation of effectiveness to future periods are subject to the risk that controls may become inadequate because of changes in conditions, or that the degree of compliance with the policies or procedures may deteriorate.

Critical Audit Matters

The critical audit matter communicated below is a matter arising from the current period audit of the consolidated financial statements that was communicated or required to be communicated to the audit committee and that (i) relates to accounts or disclosures that are material to the consolidated financial statements and (ii) involved our especially challenging, subjective, or complex judgments. The communication of critical audit matters does not alter in any way our opinion on the consolidated financial statements, taken as a whole, and we are not, by communicating the critical audit matter below, providing a separate opinion on the critical audit matter or on the accounts or disclosures to which it relates.

Accounting for the Effects of New Regulatory Matters

As described in Note 3 to the consolidated financial statements, the Company is a utility and must apply regulatory accounting when its rates are designed to recover specific costs of providing regulated services. Under regulatory accounting, the Company records regulatory assets or liabilities for certain transactions that would have been treated as expense or revenue by a non-regulated business. As of December 31, 2025 the Company has recognized a total of $3,459 million of regulatory assets, $4,176 million of regulatory liabilities, $38 million of accrued revenues, and $28 million of accrued rate refunds. As described by management, there are multiple participants to rate case proceedings who often challenge various aspects of those proceedings, including the prudence of the Company's policies and practices. These participants often seek cost disallowances and other relief and have appealed significant decisions reached by the regulators. The recovery of regulatory assets and the settlement of regulatory liabilities are contingent upon the outcomes of rate cases and regulatory proceedings. The principal considerations for our determination that performing procedures relating to accounting for the effects of new regulatory matters is a critical audit matter are (i) the high degree of auditor judgment and subjectivity applied to evaluate management's assessment of the potential outcomes and related accounting impacts associated with pending rate case proceedings; (ii) in some cases, the significant audit effort necessary to assess contrary evidence from various parties involved in rate case proceedings; and (iii) the significant audit effort necessary to evaluate audit evidence related to the recovery of regulatory assets and the settlement of regulatory liabilities. Addressing the matter involved performing procedures and evaluating audit evidence in connection with forming our overall opinion on the consolidated financial statements. These procedures included testing the effectiveness of controls relating to

management's assessment of regulatory proceedings, including the probability of recovering incurred costs and the related accounting and disclosure impacts. These procedures also included, among others, (i) evaluating the Company's correspondence with regulators; (ii) evaluating the reasonableness of management's assessment regarding whether recovery of regulatory assets and settlement of regulatory liabilities is probable; (iii) evaluating the sufficiency of the disclosures in the consolidated financial statements; and (iv) testing, on a sample basis, the regulatory assets and liabilities, including those subject to pending rate cases and regulatory proceedings, based on (a) provisions and formulas outlined in rate orders; (b) other regulatory correspondence; and (c) application of relevant regulatory precedents.

/s/ PricewaterhouseCoopers LLP

Detroit, Michigan
February 10, 2026

We have served as the Company's auditor since 2007.

Item 9. Changes in and Disagreements with Accountants on Accounting and Financial Disclosure

None.

Item 9A. Controls and Procedures

CMS Energy

Conclusion Regarding the Effectiveness of Disclosure Controls and Procedures: Under the supervision and with the participation of management, including its CEO and CFO, CMS Energy conducted an evaluation of its disclosure controls and procedures (as such term is defined in Rules 13a-15(e) and 15d-15(e) under the Exchange Act). Based on such evaluation, CMS Energy's CEO and CFO have concluded that its disclosure controls and procedures were effective as of December 31, 2025.

Management's Annual Report on Internal Control Over Financial Reporting: CMS Energy's management is responsible for establishing and maintaining adequate internal control over financial reporting, as defined in Exchange Act Rules 13a-15(f) and 15d-15(f). CMS Energy's internal control over financial reporting is a process designed to provide reasonable assurance regarding the reliability of financial reporting and the preparation of financial statements for external purposes in accordance with GAAP and includes policies and procedures that:

- pertain to the maintenance of records that, in reasonable detail, accurately and fairly reflect the transactions and dispositions of the assets of CMS Energy
- provide reasonable assurance that transactions are recorded as necessary to permit preparation of financial statements in accordance with GAAP, and that receipts and expenditures of CMS Energy are being made only in accordance with authorizations of management and directors of CMS Energy
- provide reasonable assurance regarding prevention or timely detection of unauthorized acquisition, use, or disposition of CMS Energy's assets that could have a material effect on its financial statements

Management, including its CEO and CFO, does not expect that its internal controls will prevent or detect all errors and all fraud. A control system, no matter how well designed and operated, can provide only reasonable, not absolute, assurance that the objectives of the control system are met. Further, the design of a control system must reflect the fact that there are resource constraints, and the benefits of controls must be considered relative to their costs. In addition, any evaluation of the effectiveness of controls is subject to risks that those internal controls may become inadequate in future periods because of changes in business conditions, or that the degree of compliance with the policies or procedures deteriorates.

Under the supervision and with the participation of management, including its CEO and CFO, CMS Energy conducted an evaluation of the effectiveness of its internal control over financial reporting as of December 31, 2025. In making this evaluation, management used the criteria set forth in the framework in Internal Control—Integrated Framework (2013) issued by the Committee of Sponsoring Organizations of the Treadway Commission. Based on such evaluation, CMS Energy's management concluded that its internal control over financial reporting was effective as of December 31, 2025. The effectiveness of CMS Energy's internal control over financial reporting as of December 31, 2025 has

been audited by PricewaterhouseCoopers LLP, an independent registered public accounting firm, as stated in their report which appears under Item 8. Financial Statements and Supplementary Data.

Changes in Internal Control Over Financial Reporting: There have not been any changes in CMS Energy's internal control over financial reporting during the last fiscal quarter that have materially affected, or are reasonably likely to affect materially, its internal control over financial reporting.

Consumers

Conclusion Regarding the Effectiveness of Disclosure Controls and Procedures: Under the supervision and with the participation of management, including its CEO and CFO, Consumers conducted an evaluation of its disclosure controls and procedures (as such term is defined in Rules 13a-15(e) and 15d-15(e) under the Exchange Act). Based on such evaluation, Consumers' CEO and CFO have concluded that its disclosure controls and procedures were effective as of December 31, 2025.

Management's Annual Report on Internal Control Over Financial Reporting: Consumers' management is responsible for establishing and maintaining adequate internal control over financial reporting, as defined in Exchange Act Rules 13a-15(f) and 15d-15(f). Consumers' internal control over financial reporting is a process designed to provide reasonable assurance regarding the reliability of financial reporting and the preparation of financial statements for external purposes in accordance with GAAP and includes policies and procedures that:

- pertain to the maintenance of records that, in reasonable detail, accurately and fairly reflect the transactions and dispositions of the assets of Consumers
- provide reasonable assurance that transactions are recorded as necessary to permit preparation of financial statements in accordance with GAAP, and that receipts and expenditures of Consumers are being made only in accordance with authorizations of management and directors of Consumers
- provide reasonable assurance regarding prevention or timely detection of unauthorized acquisition, use, or disposition of Consumers' assets that could have a material effect on its financial statements

Management, including its CEO and CFO, does not expect that its internal controls will prevent or detect all errors and all fraud. A control system, no matter how well designed and operated, can provide only reasonable, not absolute, assurance that the objectives of the control system are met. Further, the design of a control system must reflect the fact that there are resource constraints, and the benefits of controls must be considered relative to their costs. In addition, any evaluation of the effectiveness of controls is subject to risks that those internal controls may become inadequate in future periods because of changes in business conditions, or that the degree of compliance with the policies or procedures deteriorates.

Under the supervision and with the participation of management, including its CEO and CFO, Consumers conducted an evaluation of the effectiveness of its internal control over financial reporting as of December 31, 2025. In making this evaluation, management used the criteria set forth in the framework in Internal Control—Integrated Framework (2013) issued by the Committee of Sponsoring Organizations of the Treadway Commission. Based on such evaluation, Consumers' management concluded that its internal control over financial reporting was effective as of December 31, 2025. The effectiveness of Consumers' internal control over financial reporting as of December 31, 2025 has been audited by PricewaterhouseCoopers LLP, an independent registered public accounting firm, as stated in their report which appears under Item 8. Financial Statements and Supplementary Data.

Changes in Internal Control Over Financial Reporting: There have not been any changes in Consumers' internal control over financial reporting during the last fiscal quarter that have materially affected, or are reasonably likely to affect materially, its internal control over financial reporting.

Item 9B. Other Information

None.

Item 9C. Disclosure Regarding Foreign Jurisdictions that Prevent Inspections

Not applicable.

Part III

Item 10. Directors, Executive Officers and Corporate Governance

CMS Energy

CMS Energy has adopted an insider trading compliance policy and program applicable to directors, executive officers and employees, as well as CMS Energy itself. CMS Energy believes this policy is reasonably designed to promote compliance with insider trading laws, rules and regulations, and the New York Stock Exchange listing standards. A copy of the insider trading policy is filed as Exhibit 19.1 to this Form 10-K. Additional information that is required in Item 10 of this Form 10-K regarding executive officers is included in the Item 1. Business—Information About CMS Energy's and Consumers' Executive Officers section, which is incorporated by reference herein.

Information that is required in Item 10 of this Form 10-K regarding directors, executive officers, and corporate governance is incorporated by reference from CMS Energy's and Consumers' definitive proxy statement for their 2026 Annual Meetings of Shareholders to be held May 8, 2026. The proxy statement will be filed with the SEC, pursuant to Regulation 14A under the Exchange Act, within 120 days after the end of the fiscal year covered by this Form 10-K, all of which information is hereby incorporated by reference in, and made part of, this Form 10-K.

Code of Ethics

CMS Energy has adopted an employee code of ethics, entitled "CMS Energy Code of Conduct and Guide to Ethical Business Behavior" (Employee Code) that applies to its CEO, CFO, and CAO, as well as all other officers and employees of CMS Energy and its affiliates. The Employee Code is administered by the Chief Compliance Officer of CMS Energy, who reports directly to the Audit Committee. CMS Energy has also adopted a director code of ethics entitled "Board of Directors Code of Conduct and Guide to Ethical Business Behavior" (Director Code) that applies to its directors. The Director Code is administered by the Audit Committee. Any alleged violation of the Director Code by a director will be investigated by disinterested members of the Audit Committee, or if none, by disinterested members of the entire Board. The Employee Code and Director Code and any waivers of, or amendments or exceptions to, a provision of the Employee Code that applies to CMS Energy's CEO, CFO, CAO or persons performing similar functions and any waivers of, or amendments or exceptions to, a provision of CMS Energy's Director Code will be disclosed on CMS Energy's website at www.cmsenergy.com/corporate-governance/compliance-and-ethics.

Consumers

Consumers has adopted an insider trading compliance policy and program applicable to directors, executive officers and employees, as well as Consumers itself. Consumers believes this policy is reasonably designed to promote compliance with insider trading laws, rules and regulations, and the New York Stock Exchange listing standards. A copy of the insider trading policy is filed as Exhibit 19.1 to this Form 10-K. Additional information that is required in Item 10 of this Form 10-K regarding executive officers is included in the Item 1. Business—Information About CMS Energy's and Consumers' Executive Officers section, which is incorporated by reference herein.

Information that is required in Item 10 of this Form 10-K regarding directors, executive officers, and corporate governance is incorporated by reference from CMS Energy's and Consumers' definitive proxy statement for their 2026 Annual Meetings of Shareholders to be held May 8, 2026. The proxy statement

will be filed with the SEC, pursuant to Regulation 14A under the Exchange Act, within 120 days after the end of the fiscal year covered by this Form 10-K, all of which information is hereby incorporated by reference in, and made part of, this Form 10-K.

Code of Ethics

Consumers has adopted an employee code of ethics, entitled "CMS Energy Code of Conduct and Guide to Ethical Business Behavior" (Employee Code) that applies to its CEO, CFO, and CAO, as well as all other officers and employees of Consumers and its affiliates. The Employee Code is administered by the Chief Compliance Officer of Consumers, who reports directly to the Audit Committee. Consumers has also adopted a director code of ethics entitled "Board of Directors Code of Conduct and Guide to Ethical Business Behavior" (Director Code) that applies to its directors. The Director Code is administered by the Audit Committee. Any alleged violation of the Director Code by a director will be investigated by disinterested members of the Audit Committee, or if none, by disinterested members of the entire Board. The Employee Code and Director Code and any waivers of, or amendments or exceptions to, a provision of the Employee Code that applies to Consumers' CEO, CFO, CAO or persons performing similar functions and any waivers of, or amendments or exceptions to, a provision of Consumers' Director Code will be disclosed on Consumers' website at www.cmsenergy.com/corporate-governance/compliance-and-ethics.

Item 11. Executive Compensation

See the note below.

Item 12. Security Ownership of Certain Beneficial Owners and Management and Related Stockholder Matters

Securities Authorized for Issuance Under Equity Compensation Plans

Presented in the following table is information regarding CMS Energy's equity compensation plans as of December 31, 2025:

	(a)	(b)	(c)
Plan Category	Number of securities to be issued upon exercise of outstanding options, warrants, and rights	Weighted-average exercise price of outstanding options, warrants, and rights	Number of securities remaining available for future issuance under equity compensation plans (excluding securities reflected in column (a))
Equity compensation plan approved by shareholders	—	$ —	3,965,601

Also see the note below.

Item 13. Certain Relationships and Related Transactions, and Director Independence

See the note below.

Item 14. Principal Accountant Fees and Services

See the note below.

NOTE: Information that is required by Part III—Items 11, 12, 13, and 14 of this Form 10-K is incorporated by reference from CMS Energy's and Consumers' definitive proxy statement for their 2026 Annual Meetings of Shareholders to be held May 8, 2026. The proxy statement will be filed with the SEC, pursuant to Regulation 14A under the Exchange Act, within 120 days after the end of the fiscal year covered by this Form 10-K, all of which information is hereby incorporated by reference in, and made part of, this Form 10-K.

Part IV

Item 15. Exhibits and Financial Statement Schedules

The following financial statements are filed as part of this report under Item 8. Financial Statements and Supplementary Data:

- Consolidated Statements of Income of CMS Energy for the years ended December 31, 2025, 2024, and 2023
- Consolidated Statements of Comprehensive Income of CMS Energy for the years ended December 31, 2025, 2024, and 2023
- Consolidated Statements of Cash Flows of CMS Energy for the years ended December 31, 2025, 2024, and 2023
- Consolidated Balance Sheets of CMS Energy at December 31, 2025 and 2024
- Consolidated Statements of Changes in Equity of CMS Energy for the years ended December 31, 2025, 2024, and 2023
- Consolidated Statements of Income of Consumers for the years ended December 31, 2025, 2024, and 2023
- Consolidated Statements of Comprehensive Income of Consumers for the years ended December 31, 2025, 2024, and 2023
- Consolidated Statements of Cash Flows of Consumers for the years ended December 31, 2025, 2024, and 2023
- Consolidated Balance Sheets of Consumers at December 31, 2025 and 2024
- Consolidated Statements of Changes in Equity of Consumers for the years ended December 31, 2025, 2024, and 2023
- Notes to the Consolidated Financial Statements
- Report of Independent Registered Public Accounting Firm for CMS Energy
- Report of Independent Registered Public Accounting Firm for Consumers

The following financial statement schedules are included below:

- Schedule I — Condensed Financial Information of Registrant, CMS Energy—Parent Company at December 31, 2025 and 2024 and for the years ended December 31, 2025, 2024, and 2023
- Schedule II — Valuation and Qualifying Accounts and Reserves of CMS Energy for the years ended December 31, 2025, 2024, and 2023
- Schedule II — Valuation and Qualifying Accounts and Reserves of Consumers for the years ended December 31, 2025, 2024, and 2023

Schedule I — Condensed Financial Information of Registrant

CMS Energy—Parent Company
Condensed Statements of Income

In Millions

Years Ended December 31	2025	2024	2023
Operating Expenses			
Other operating expenses	$ 9	$ 10	$ 10
Total operating expenses	9	10	10
Operating Loss	(9)	(10)	(10)
Other Income (Expense)			
Equity earnings of subsidiaries	1,189	1,061	929
Nonoperating retirement benefits, net	(1)	(1)	(1)
Other income	69	45	31
Other expense	(2)	—	—
Total other income	1,255	1,105	959
Interest Charges			
Interest on long-term debt	266	205	201
Intercompany interest expense and other	10	10	10
Total interest charges	276	215	211
Income Before Income Taxes	970	880	738
Income Tax Benefit	(39)	(19)	(20)
Net Income Attributable to CMS Energy	1,009	899	758
Preferred Stock Dividends	10	10	10
Net Income Available to Common Stockholders	$ 999	$ 889	$ 748

The accompanying notes are an integral part of these statements.

Schedule I — Condensed Financial Information of Registrant (Continued)

CMS Energy—Parent Company
Condensed Statements of Cash Flows

In Millions

Years Ended December 31	2025	2024	2023
Cash Flows from Operating Activities			
Net cash provided by operating activities	$ 817	$ 774	$ 595
Cash Flows from Investing Activities			
Capital expenditures	(1)	(1)	—
Investment in subsidiaries	(1,062)	(535)	(630)
Investment in debt securities – intercompany	(109)	(288)	(293)
Decrease (increase) in notes receivable – intercompany	(309)	21	55
Proceeds from DB SERP investments	3	—	—
Net cash used in investing activities	(1,478)	(803)	(868)
Cash Flows from Financing Activities			
Proceeds from issuance of debt	2,110	490	800
Issuance of common stock	525	286	192
Retirement of long-term debt	(850)	(250)	—
Payment of dividends on common and preferred stock	(663)	(626)	(579)
Debt issuance costs and financing fees	(39)	(10)	(20)
Change in notes payable – intercompany	3	(6)	(7)
Net cash provided by (used in) financing activities	1,086	(116)	386
Net Increase (Decrease) in Cash and Cash Equivalents, Including Restricted Amounts	425	(145)	113
Cash and Cash Equivalents, Including Restricted Amounts, Beginning of Period	4	149	36
Cash and Cash Equivalents, Including Restricted Amounts, End of Period	$ 429	$ 4	$ 149

The accompanying notes are an integral part of these statements.

Schedule I — Condensed Financial Information of Registrant (Continued)

CMS Energy—Parent Company
Condensed Balance Sheets

ASSETS

In Millions

December 31	2025	2024
Current Assets		
Cash and cash equivalents	$ 429	$ 4
Notes and accrued interest receivable – intercompany	350	40
Accounts receivable – intercompany and related parties	8	8
Prepayments and other current assets	1	1
Total current assets	788	53
Other Non-current Assets		
Property, plant, and equipment	1	1
Deferred income taxes	105	150
Investments in subsidiaries	13,724	12,400
Investment in debt securities – intercompany	710	591
Other investments	8	9
Other	23	21
Total other non-current assets	14,571	13,172
Total Assets	$ 15,359	$ 13,225

LIABILITIES AND EQUITY

In Millions

December 31	2025	2024
Current Liabilities		
Current portion of long-term debt	$ 300	$ 740
Accounts and notes payable – intercompany	89	74
Accrued interest, including intercompany	43	34
Accrued taxes	41	16
Other current liabilities	8	6
Total current liabilities	481	870
Non-current Liabilities		
Long-term debt	5,906	4,226
Notes payable – intercompany	96	100
Postretirement benefits	13	14
Other non-current liabilities	14	17
Total non-current liabilities	6,029	4,357
Equity		
Common stock	3	3
Other stockholders' equity	8,622	7,771
Total common stockholders' equity	8,625	7,774
Preferred stock	224	224
Total equity	8,849	7,998
Total Liabilities and Equity	$ 15,359	$ 13,225

The accompanying notes are an integral part of these statements.

Schedule I — Condensed Financial Information of Registrant (Continued)

CMS Energy—Parent Company
Notes to the Condensed Financial Statements

1: Basis of Presentation

CMS Energy's condensed financial statements have been prepared on a parent-only basis. In accordance with Rule 12-04 of Regulation S-X, these parent-only financial statements do not include all of the information and notes required by GAAP for annual financial statements, and therefore these parent-only financial statements and other information included should be read in conjunction with CMS Energy's audited consolidated financial statements contained within Item 8. Financial Statements and Supplementary Data.

2: Guarantees

CMS Energy has issued guarantees with a maximum potential obligation of $1.3 billion on behalf of some of its wholly owned subsidiaries and related parties. CMS Energy's maximum potential obligation consists primarily of potential payments:

- to third parties under certain commodity purchase and sales agreements entered into by CMS ERM and other subsidiaries of NorthStar Clean Energy
- to tax equity investors that hold membership interests in certain VIEs held by NorthStar Clean Energy
- to EGLE on behalf of CMS Land and CMS Capital, for environmental remediation obligations at Bay Harbor
- to the DOE on behalf of Consumers, in connection with Consumers' 2011 settlement agreement with the DOE regarding damages resulting from the department's failure to accept spent nuclear fuel from nuclear power plants formerly owned by Consumers

The expiration dates of these guarantees vary, depending upon contractual provisions or upon the statute of limitations under the relevant governing law.

Schedule II — Valuation and Qualifying Accounts and Reserves

CMS Energy Corporation

Years Ended December 31, 2025, 2024, and 2023

In Millions

Description	Balance at Beginning of Period	Charged to Expense	Charged to Other Accounts	Deductions	Balance at End of Period
Allowance for uncollectible accounts[1]					
2025	$ 23	$ 40	$ —	$ 36	$ 27
2024	21	33	—	31	23
2023	27	34	—	40	21
Deferred tax valuation allowance					
2025	$ 1	$ 1	$ —	$ —	$ 2
2024	2	—	—	1	1
2023	2	—	—	—	2

[1] Deductions represent write-offs of uncollectible accounts, net of recoveries.

Consumers Energy Company

Years Ended December 31, 2025, 2024, and 2023

In Millions

Description	Balance at Beginning of Period	Charged to Expense	Charged to Other Accounts	Deductions	Balance at End of Period
Allowance for uncollectible accounts[1]					
2025	$ 23	$ 40	$ —	$ 36	$ 27
2024	21	33	—	31	23
2023	27	34	—	40	21

[1] Deductions represent write-offs of uncollectible accounts, net of recoveries.

(This page intentionally left blank)

Exhibit Index

The agreements included as exhibits to this Form 10-K filing are included solely to provide information regarding the terms of the agreements and are not intended to provide any other factual or disclosure information about CMS Energy, Consumers, or other parties to the agreements. The agreements may contain representations and warranties made by each of the parties to each of the agreements that were made exclusively for the benefit of the parties involved in each of the agreements and should not be treated as statements of fact. The representations and warranties were made as a way to allocate risk if one or more of those statements prove to be incorrect. The statements were qualified by disclosures of the parties to each of the agreements that may not be reflected in each of the agreements. The agreements may apply standards of materiality that are different than standards applied to other investors. Additionally, the statements were made as of the date of the agreements or as specified in the agreements and have not been updated. The representations and warranties may not describe the actual state of affairs of the parties to each agreement.

Additional information about CMS Energy and Consumers may be found in this filing, at www.cmsenergy.com, at www.consumersenergy.com, and through the SEC's website at www.sec.gov.

	Previously Filed			
Exhibits	With File Number	As Exhibit Number		Description
3.1[1]	1-9513	3.1	—	Restated Articles of Incorporation of CMS Energy, effective June 1, 2004, as amended from time to time (Form 10-Q for the quarterly period ended June 30, 2024)
3.2[1]	1-9513	3.2	—	CMS Energy Bylaws, amended and restated effective February 8, 2016 (Form 8-K filed February 8, 2016)
3.3	1-5611	3(c)	—	Restated Articles of Incorporation of Consumers effective June 7, 2000 (Form 10-K for the fiscal year ended December 31, 2000)
3.4	1-5611	3.2	—	Consumers Bylaws, amended and restated as of January 24, 2013 (Form 8-K filed January 29, 2013)
4.1	2-65973	(b)(1)–4	—	Indenture dated as of September 1, 1945 between Consumers and Chemical Bank (successor to Manufacturers Hanover Trust Company), as Trustee, including therein indentures supplemental thereto through the Forty-third Supplemental Indenture dated as of May 1, 1979 (Form S-16 filed November 13, 1979)
				Indentures Supplemental thereto:
4.1.a	1-5611	4.2	—	104th dated as of 8/11/05 (Form 8-K filed August 11, 2005)
4.1.b	1-5611	4.1	—	112th dated as of 9/1/10 (Form 8-K filed September 7, 2010)
4.1.c	1-5611	4.1	—	113th dated as of 10/15/10 (Form 8-K filed October 20, 2010)
4.1.d	1-5611	4.1	—	114th dated as of 3/31/11 (Form 8-K filed April 6, 2011)
4.1.e	1-5611	4.1	—	120th dated as of 12/17/12 (Form 8-K filed December 20, 2012)
4.1.f	1-5611	4.1	—	121st dated as of 5/17/13 (Form 8-K filed May 17, 2013)
4.1.g	1-5611	4.1	—	123rd dated as of 12/20/13 (Form 8-K filed December 27, 2013)
4.1.h	1-5611	4.1	—	124th dated as of 8/18/2014 (Form 8-K filed August 18, 2014)
4.1.i	1-5611	4.1	—	125th dated as of 11/6/2015 (Form 8-K filed November 6, 2015)
4.1.j	1-5611	4.1	—	127th dated as of 8/10/16 (Form 8-K filed August 10, 2016)

Exhibits	Previously Filed: With File Number	Previously Filed: As Exhibit Number		Description
4.1.k	1-5611	4.1	—	128th dated as of 2/22/17 (Form 8-K filed February 22, 2017)
4.1.l	1-5611	4.1	—	129th dated as of 9/28/17 (Form 8-K filed September 28, 2017)
4.1.m	1-5611	4.1	—	130th dated as of 11/15/17 (Form 8-K filed November 15, 2017)
4.1.n	1-5611	4.1	—	131st dated as of 5/14/18 (Form 8-K filed May 14, 2018)
4.1.o	1-5611	4.1	—	132nd dated as of 6/5/18 (Form 8-K filed June 5, 2018)
4.1.p	1-5611	4.1	—	133rd dated as of 10/1/18 (Form 8-K filed October 1, 2018)
4.1.q	1-5611	4.1	—	134th dated as of 11/13/18 (Form 8-K filed November 13, 2018)
4.1.r	1-5611	4.1	—	135th dated as of 5/28/19 (Form 8-K filed May 28, 2019)
4.1.s	1-5611	4.1	—	136th dated as of 9/3/19 (Form 8-K filed September 3, 2019)
4.1.t	1-5611	4.1	—	137th dated as of 9/19/19 (Form 8-K filed September 19, 2019)
4.1.u	1-5611	4.3	—	138th dated as of 10/1/19 (Form 10-Q for the quarterly period ended September 30, 2019)
4.1.v	1-5611	4.1	—	139th dated as of 3/26/20 (Form 8-K filed March 26, 2020)
4.1.w	1-5611	4.1	—	140th dated as of 5/13/20 (Form 8-K filed May 13, 2020)
4.1.x	1-5611	4.1	—	141st dated as of 5/20/20 (Form 8-K filed May 20, 2020)
4.1.y	1-5611	4.1	—	142nd dated as of 10/7/20 (Form 8-K filed October 7, 2020)
4.1.z	1-5611	4.1	—	144th dated as of 8/12/21 (Form 8-K filed August 12, 2021)
4.1.aa	1-5611	4.1	—	145th dated as of 8/11/22 (Form 8-K filed August 11, 2022)
4.1.bb	1-5611	4.1	—	146th dated as of 12/14/22 (Form 8-K filed December 15, 2022)
4.1.cc	1-5611	4.1	—	147th dated as of 1/10/23 (Form 8-K filed January 10, 2023)
4.1.dd	1-5611	4.1	—	148th dated as of 2/23/23 (Form 8-K filed February 23, 2023)
4.1.ee	1-5611	4.1	—	149th dated as of 5/30/23 (Form 8-K filed May 30, 2023)
4.1.ff	1-5611	4.1	—	150th dated as of 8/4/23 (Form 8-K filed August 4, 2023)
4.1.gg	1-5611	4.1	—	151st dated as of 1/9/24 (Form 8-K filed January 9, 2024)
4.1.hh	1-5611	4.1	—	152nd dated as of 8/5/24 (Form 8-K filed August 5, 2024)
4.1.ii	1-5611	4.1	—	153rd dated as of 5/2/25 (Form 8-K filed May 2, 2025)
4.1.jj	1-5611	4.1	—	154th dated as of 11/21/25 (Form 8-K filed November 21, 2025)
4.1.kk			—	155th dated as of 11/28/2025
4.2	1-5611	(4)(b)	—	Indenture dated as of January 1, 1996 between Consumers and The Bank of New York Mellon, as Trustee (Form 10-K for the fiscal year ended December 31, 1995)
4.3	1-5611	(4)(c)	—	Indenture dated as of February 1, 1998 between Consumers and The Bank of New York Mellon (formerly The Chase Manhattan Bank), as Trustee (Form 10-K for the fiscal year ended December 31, 1997)
4.4[1]	33-47629	(4)(a)	—	Indenture dated as of September 15, 1992 between CMS Energy and NBD Bank, as Trustee (Form S-3 filed May 1, 1992)
				Indentures Supplemental thereto:
4.4.a[1]	1-9513	4.1	—	29th dated as of 3/22/13 (Form 8-K filed March 22, 2013)
4.4.b[1]	1-9513	4.2	—	31st dated as of 2/27/14 (Form 8-K filed February 27, 2014)

Exhibits	Previously Filed: With File Number	Previously Filed: As Exhibit Number		Description
4.4.c[1]	1-9513	4.1	—	33rd dated as of 5/5/16 (Form 8-K filed May 5, 2016)
4.4.d[1]	1-9513	4.1	—	34th dated as of 11/3/16 (Form 8-K filed November 3, 2016)
4.4.e[1]	1-9513	4.1	—	35th dated as of 2/13/17 (Form 8-K filed February 13, 2017)
4.5[1]	1-9513	(4a)	—	Indenture dated as of June 1, 1997 between CMS Energy and The Bank of New York Mellon, as Trustee (Form 8-K filed July 1, 1997)
				Indentures Supplemental thereto:
4.5.a[1]	1-9513	4.5.a	—	5th dated as of 2/13/18 (Form 10-K for the fiscal year ended December 31, 2017)
4.5.b[1]	1-9513	4.1	—	6th dated as of 3/8/18 (Form 8-K filed March 8, 2018)
4.5.c[1]	1-9513	4.1	—	7th dated as of 9/26/18 (Form 8-K filed September 26, 2018)
4.5.d[1]	1-9513	4.1	—	8th dated as of 2/20/19 (Form 8-K filed February 20, 2019)
4.5.e[1]	1-9513	4.1	—	9th dated as of 5/28/20 (Form 8-K filed May 28, 2020)
4.5.f[1]	1-9513	4.1	—	10th dated as of 11/25/20 (Form 8-K filed November 25, 2020)
4.5.g[1]	1-9513	4.1	—	11th dated as of 2/21/25 (Form 8-K filed February 21, 2025)
4.6[1]	1-9513	4.1	—	Indenture dated as of May 5, 2023 between CMS Energy and The Bank of New York Mellon, as Trustee (Form 8-K filed May 5, 2023)
4.7[1]	1-9513	4.1	—	Indenture dated as of November 6, 2025 between CMS Energy and The Bank of New York Mellon, as Trustee (Form 8-K filed November 6, 2025)
4.8[1]	1-9513	4.6	—	Description of CMS Energy Securities (Form 10-K for the fiscal year ended December 31, 2021)
4.9	1-5611	4.7	—	Description of Consumers Securities (Form 10-K for the fiscal year ended December 31, 2019)
4.10[1]	1-9513	4.2	—	Deposit Agreement, dated as of July 1, 2021, among CMS Energy, Equiniti Trust Company, and the holders from time to time of the depositary receipts described therein, including Form of Depositary Receipt (Form 8-K filed July 1, 2021)
10.1[2]	1-9513	10.1	—	CMS Energy 2020 Performance Incentive Stock Plan, effective June 1, 2020 (Form 8-K filed May 5, 2020)
10.2[2]	1-9513	10.2	—	CMS Energy's Deferred Salary Savings Plan, as amended and restated, effective January 1, 2022 (Form 10-K for the fiscal year ended December 31, 2023)
10.3[2]	1-9513	10.5	—	CMS Energy and Consumers Directors' Deferred Compensation Plan, effective as of November 30, 2007 (Form 10-K for the fiscal year ended December 31, 2014)
10.4[2]	1-9513	10.6	—	Supplemental Executive Retirement Plan for Employees of CMS Energy/Consumers effective on January 1, 1982 and as amended effective April 1, 2011 (Form 10-Q for the quarterly period ended March 31, 2011)

Exhibits	Previously Filed: With File Number	Previously Filed: As Exhibit Number		Description
10.5[2]	1-9513	10.5	—	Defined Contribution Supplemental Executive Retirement Plan, amended December 21, 2023, effective January 1, 2024 (Form 10-K for the fiscal year ended December 31, 2023)
10.6[2]	1-9513	10.2	—	Form of Officer Separation Agreement as of July 1, 2023 (Form 10-Q for the quarterly period ended June 30, 2023)
10.7[1]	1-9513	(10)(y)	—	Environmental Agreement dated as of June 1, 1990 made by CMS Energy to The Connecticut National Bank and Others (Form 10-K for the fiscal year ended December 31, 1990)
10.8[1,2]	1-9513	(10)(a)	—	Form of Indemnification Agreement between CMS Energy and its Directors, effective as of November 1, 2007 (Form 10-Q for the quarterly period ended September 30, 2007)
10.9[2]	1-5611	(10)(b)	—	Form of Indemnification Agreement between Consumers and its Directors, effective as of November 1, 2007 (Form 10-Q for the quarterly period ended September 30, 2007)
10.10[2]	1-9513	10.10	—	CMS Incentive Compensation Plan for CMS Energy and Consumers Officers as amended, effective as of January 27, 2022 (Form 10-K for the fiscal year ended December 31, 2021)
10.11[2]	1-9513	10.3	—	Form of Change in Control Agreement as of July 1, 2023 (Form 10-Q for the quarterly period ended June 30, 2023)
10.12[2]	1-9513	10.12	—	Annual Employee Incentive Compensation Plan for Consumers amended December 11, 2023, effective July 1, 2023 (Form 10-K for the fiscal year ended December 31, 2023)
10.13[1,2]	1-9513	10.1	—	Annual NorthStar Clean Energy Employee Incentive Compensation Plan as amended, effective as of May 1, 2025 (Form 10-Q for the quarterly period ended June 30, 2025)
10.14[1]	1-9513	10.1	—	$750 million Sixth Amended and Restated Revolving Credit Agreement dated as of November 21, 2025 among CMS Energy, the Banks, as defined therein, and Barclays Bank PLC, as Agent (Form 8-K filed November 21, 2025)
10.15	1-5611	10.2	—	$1.1 billion Seventh Amended and Restated Revolving Credit Agreement dated as of November 21, 2025 among Consumers, the Banks, as defined therein, and JPMorgan Chase Bank, N.A., as Agent (Form 8-K filed November 21, 2025)
10.16	1-5611	10.1	—	$250 million Amended and Restated Revolving Credit Agreement dated as of November 19, 2018 among Consumers, the Banks, as defined therein, and The Bank of Nova Scotia, as Agent (Form 8-K filed November 20, 2018)
10.16.a	1-5611	10.1	—	Description of the Extension to the Amended and Restated $250 million Secured Revolving Credit Agreement (Form 8-K filed November 19, 2019)
10.16.b	1-5611	10.1	—	Description of the Second Extension to the Amended and Restated $250 million Secured Revolving Credit Agreement (Form 8-K filed November 19, 2020)

Exhibits	Previously Filed: With File Number	Previously Filed: As Exhibit Number		Description
10.16.c	1-5611	10.1	—	Description of the Third Extension to the Amended and Restated $250 million Secured Revolving Credit Agreement (Form 8-K filed November 22, 2021)
10.16.d	1-5611	10.1	—	First Amendment to the Amended and Restated $250 million Secured Revolving Credit Agreement (Form 8-K filed November 29, 2022)
10.16.e	1-5611	10.1	—	Amendment No. 2 to the Amended and Restated $250 million Secured Revolving Credit Agreement (Form 8-K filed November 29, 2023)
10.16.f	1-5611	10.3	—	Third Amendment to the Amended and Restated $250 Million Secured Revolving Credit Agreement (Form 8-K filed November 21, 2025)
10.17[2]	1-9513	10.1	—	Consumers and other CMS Energy Companies Retired Executives Survivor Benefit Plan for Management/Executive Employees, distributed July 1, 2011 (Form 10-Q for the quarterly period ended September 30, 2011)
10.18	1-5611	10.1	—	Form of Commercial Paper Dealer Agreement between Consumers, as Issuer, and the Dealer party thereto (Form 10-Q for the quarterly period ended September 30, 2014)
10.19	1-5611	10.1	—	Purchase and Sale Agreement dated June 21, 2021 by and among Consumers and New Covert Generating Company, LLC (Form 8-K filed June 23, 2021)
10.19.a	1-5611	10.4	—	Amendment No. 1 dated as of May 31, 2023 to the Purchase and Sale Agreement, dated June 21, 2021 by and among Consumers and New Covert Generating Company, LLC (Form 10-Q for the quarterly period ending June 30, 2023)
10.20[2]	1-9513	10.22	—	Annual Employee Incentive Compensation Plan for Consumers amended and restated effective January 1, 2024 (Form 10-K for the fiscal year ended December 31, 2023)
19.1	1-9513	19.1	—	Policy Prohibiting Illegal Insider Trading (Form 10-K for the fiscal year ended December 31, 2024)
21.1			—	Subsidiaries of CMS Energy and Consumers
23.1			—	Consent of PricewaterhouseCoopers LLP for CMS Energy
23.2			—	Consent of PricewaterhouseCoopers LLP for Consumers
31.1			—	CMS Energy's certification of the CEO pursuant to Section 302 of the Sarbanes-Oxley Act of 2002
31.2			—	CMS Energy's certification of the CFO pursuant to Section 302 of the Sarbanes-Oxley Act of 2002
31.3			—	Consumers' certification of the CEO pursuant to Section 302 of the Sarbanes-Oxley Act of 2002
31.4			—	Consumers' certification of the CFO pursuant to Section 302 of the Sarbanes-Oxley Act of 2002

Exhibits	Previously Filed: With File Number	Previously Filed: As Exhibit Number		Description
32.1			—	CMS Energy's certifications pursuant to Section 906 of the Sarbanes-Oxley Act of 2002
32.2			—	Consumers' certifications pursuant to Section 906 of the Sarbanes-Oxley Act of 2002
97.1[2]	1-9513	97.1	—	CMS Energy/Consumers Clawback Policy (Form 10-K for the fiscal year ended December 31, 2023)
99.1[1]	333-275106	99.1	—	CMS Energy Stock Purchase Plan, as amended and restated October 20, 2023 (Form S-3ASR filed October 20, 2023)
101.INS			—	Inline XBRL Instance Document
101.SCH			—	Inline XBRL Taxonomy Extension Schema
101.CAL			—	Inline XBRL Taxonomy Extension Calculation Linkbase
101.DEF			—	Inline XBRL Taxonomy Extension Definition Linkbase
101.LAB			—	Inline XBRL Taxonomy Extension Labels Linkbase
101.PRE			—	Inline XBRL Taxonomy Extension Presentation Linkbase
104			—	Cover Page Interactive Data File (the cover page XBRL tags are embedded in the Inline XBRL document)

[1] Obligations of CMS Energy or its subsidiaries, but not of Consumers.

[2] Management contract or compensatory plan or arrangement.

Exhibits that have been previously filed with the SEC, designated above, are incorporated herein by reference and made a part hereof.

Item 16. Form 10-K Summary

None.

Signatures

Pursuant to the requirements of Section 13 or 15(d) of the Securities Exchange Act of 1934, CMS Energy Corporation has duly caused this Annual Report to be signed on its behalf by the undersigned, thereunto duly authorized.

/s/ Garrick J. Rochow

Name:	Garrick J. Rochow
Title:	President and Chief Executive Officer
Date:	February 10, 2026

Pursuant to the requirements of the Securities Exchange Act of 1934, this Annual Report has been signed below by the following persons on behalf of CMS Energy Corporation and in the capacities indicated and on February 10, 2026.

/s/ Garrick J. Rochow
Garrick J. Rochow
President, Chief Executive Officer, and Director
(Principal Executive Officer)

/s/ Rejji P. Hayes
Rejji P. Hayes
Executive Vice President and Chief Financial Officer
(Principal Financial Officer)

/s/ Scott B. McIntosh
Scott B. McIntosh
Vice President, Controller, and Chief Accounting Officer
(Controller)

/s/ Deborah H. Butler
Deborah H. Butler, Director

/s/ Ralph Izzo
Ralph Izzo, Director

/s/ John G. Russell
John G. Russell, Director

/s/ Suzanne F. Shank
Suzanne F. Shank, Director

/s/ Myrna M. Soto
Myrna M. Soto, Director

/s/ John G. Sznewajs
John G. Sznewajs, Director

/s/ Ronald J. Tanski
Ronald J. Tanski, Director

/s/ Laura H. Wright
Laura H. Wright, Director

Signatures

Pursuant to the requirements of Section 13 or 15(d) of the Securities Exchange Act of 1934, Consumers Energy Company has duly caused this Annual Report to be signed on its behalf by the undersigned, thereunto duly authorized.

/s/ Garrick J. Rochow

Name:	Garrick J. Rochow
Title:	President and Chief Executive Officer
Date:	February 10, 2026

Pursuant to the requirements of the Securities Exchange Act of 1934, this Annual Report has been signed below by the following persons on behalf of Consumers Energy Company and in the capacities indicated and on February 10, 2026.

/s/ Garrick J. Rochow
Garrick J. Rochow
President, Chief Executive Officer, and Director
(Principal Executive Officer)

/s/ Rejji P. Hayes
Rejji P. Hayes
Executive Vice President and Chief Financial Officer
(Principal Financial Officer)

/s/ Scott B. McIntosh
Scott B. McIntosh
Vice President, Controller, and Chief Accounting Officer
(Controller)

/s/ Deborah H. Butler
Deborah H. Butler, Director

/s/ Ralph Izzo
Ralph Izzo, Director

/s/ John G. Russell
John G. Russell, Director

/s/ Suzanne F. Shank
Suzanne F. Shank, Director

/s/ Myrna M. Soto
Myrna M. Soto, Director

/s/ John G. Sznewajs
John G. Sznewajs, Director

/s/ Ronald J. Tanski
Ronald J. Tanski, Director

/s/ Laura H. Wright
Laura H. Wright, Director

For the purpose of this filing, information is organized under the headings of CMS Energy Corporation (Tier 1), CMS Capital, L.L.C. (Tier 2), NorthStar Clean Energy Company, formerly known as CMS Enterprises Company (Tier 2), CMS Treasury Services, LLC (Tier 2), and Consumers Energy Company (Tier 2). As set forth in detail below, CMS Energy Corporation is the parent company of CMS Capital, L.L.C., NorthStar Clean Energy Company, CMS Treasury Services, LLC, and Consumers Energy Company. All ownership interests are 100 percent unless indicated parenthetically to the contrary and are accurate as of December 31, 2025.

NAME of COMPANY	JURISDICTION of ORGANIZATION
01 CMS ENERGY CORPORATION	Michigan
02 CMS Capital, L.L.C.	Michigan
03 CMS Land Company	Michigan
02 NorthStar Clean Energy Company	Michigan
Conducts business under the following assumed names:	
CMS Enterprises	
CMS Enterprises Company	
NorthStar Clean Energy	
NorthStar Clean Energy, A CMS Company	
NorthStar Clean Energy, A CMS Energy Company	
03 Genesee Solar Energy Holding Company, LLC	Michigan
03 NSCE Development Company, LLC (99%)	Michigan
04 Filer City Carbon Capture, LLC	Michigan
04 Nymphaea Solar, LLC	Delaware
04 Lake Iris Solar, LLC	Delaware
04 Hart Solar Partners, LLC	Delaware
04 Michigan Carbon Free Energy	Michigan
03 NSCE DevCo Partner, LLC	Michigan
04 NSCE Development Company, LLC (1%)	Michigan
03 Dearborn Industrial Energy, L.L.C.	Michigan
04 Dearborn Industrial Generation, L.L.C.	Michigan
03 CMS Energy Resource Management Company	Michigan
04 CMS ERM Michigan LLC	Michigan
03 CMS Enterprises Sustainable Energy, LLC	Michigan
04 NorthStar Onsite, LLC	Delaware
04 Grand River Solar, LLC	Michigan
05 Michigan Solar Holdings, LLC	Michigan
06 BG Solar Equity Holdings, LLC	Michigan
07 BG Solar Holdings I, LLC	Michigan
08 BG Solar Holdings, LLC	Michigan
09 Branch Solar, LLC	Delaware
08 Genesee Solar Holdings Partnership	Michigan
09 Genesee Solar Energy, LLC	Delaware
06 HL Solar Equity Holdings, LLC	Delaware
07 HL Solar Holdings II, LLC	Delaware
07 HL Solar Holdings I, LLC	Delaware
07 HL Solar Holdings, LLC	Delaware

NAME of COMPANY	JURISDICTION of ORGANIZATION
05 Delta Solar Equity Holdings, LLC (50%)	Delaware
06 Delta Solar Power I, LLC	Michigan
06 Delta Solar Power II, LLC	Michigan
05 Hart Solar Holdings II, LLC	Delaware
06 Hart Solar Holdings I, LLC	Delaware
05 Newport Solar Equity Holdings, LLC	Delaware
06 Newport Solar Holdings II, LLC (99%)	Delaware
07 Newport Solar Holdings I, LLC	Delaware
06 Newport Solar Holdings III, LLC	Delaware
07 Newport Solar, LLC	Delaware
06 Newport Solar Holdings IV, Inc.	Delaware
07 Newport Solar Holdings II, LLC (1%)	Delaware
05 Hercules Solar, LLC	Delaware
05 Diamond Solar, LLC	Missouri
05 Allegan Solar, LLC	Michigan
04 Grand River Wind, LLC	Michigan
05 NWO Wind Equity Holdings, LLC (50%)	Delaware
06 NWO Holdco I, LLC	Delaware
07 NWO Holdco, L.L.C.	Delaware
08 Northwest Ohio Wind, LLC	Ohio
09 Northwest Ohio IA, LLC (97%)	Delaware
05 Northwest Ohio Solar, LLC	Delaware
06 Northwest Ohio IA, LLC (3%)	Delaware
05 Aviator Wind Equity Holdings, LLC (51%)	Delaware
06 AW Holdings III, LLC	Delaware
07 AW Holdings II, LLC	Delaware
08 AW Holdings I, LLC	Delaware
09 Aviator Wind Holdings, LLC	Delaware
10 Aviator Wind, LLC	Delaware
03 CMS Gas Transmission Company	Michigan
04 CMS International Ventures, L.L.C. (37.01%) *(See Exhibit A for list of subsidiaries)*	Michigan
03 CMS International Ventures, L.L.C. (61.49%) *(See Exhibit A for list of subsidiaries)*	Michigan
03 HYDRA-CO Enterprises, Inc. *(See Exhibit B for list of subsidiaries)*	New York
02 CMS Treasury Services, LLC	Michigan
02 Consumers Energy Company *Conducts business under the following assumed names:* Consumers Business Energy Services Consumers Energy Consumers Energy Business Services Consumers Energy Consultants	Michigan

NAME of COMPANY	JURISDICTION of ORGANIZATION
Consumers Energy Contractor Network	
Consumers Energy Dealer Network	
Consumers Energy Finance	
Consumers Energy Fitness Audits	
Consumers Energy Group	
Consumers Energy HouseCall	
Consumers Energy HouseCall Services	
Consumers Energy Management	
Consumers Energy Resources	
Consumers Energy Security Services	
Consumers Energy Services	
Consumers Energy Systems	
Consumers Energy Traders	
Consumers Power	
Consumers Power Company	
Laboratory Commercial Services	
Laboratory Services	
Michigan Gas Storage	
Michigan Gas Storage Company	
Technical Training Centers	
Zeeland Power Company	
03 CMS Engineering Co.	Michigan
03 Consumers 2014 Securitization Funding LLC	Delaware
03 Consumers Campus Holdings, LLC	Michigan
03 Consumers Receivables Funding II, LLC	Delaware
03 ES Services Company	Michigan
03 Consumers 2023 Securitization Funding LLC	Delaware

Exhibit A

Subsidiaries of CMS International Ventures, L.L.C. (98.5%)

NAME of COMPANY	JURISDICTION of ORGANIZATION
04 CMS Electric & Gas, L.L.C.	Michigan
05 CMS Venezuela, S.A.	Venezuela
05 ENELMAR S.A.	Venezuela

Exhibit B

Subsidiaries of HYDRA-CO Enterprises, Inc.

NAME of COMPANY	JURISDICTION of ORGANIZATION
04 CMS Generation Filer City, Inc.	Michigan
05 T.E.S. Filer City Station Limited Partnership (50%)	Michigan
04 CMS Generation Filer City Operating LLC	Michigan
04 CMS Generation Genesee Company	Michigan
05 Genesee Power Station Limited Partnership (1% GP)	Delaware
04 CMS Generation Grayling Company	Michigan
05 Grayling Generating Station Limited Partnership (1% GP)	Michigan
06 AJD Forest Products Limited Partnership (49.5% LP)	Michigan
06 GGS Holdings Company	Michigan
07 AJD Forest Products Limited Partnership (0.5% GP)	Michigan
05 Grayling Partners Land Development, L.L.C. (1%)	Michigan
04 CMS Generation Grayling Holdings Company	Michigan
05 Grayling Generating Station Limited Partnership (49% LP)	Michigan
06 AJD Forest Products Limited Partnership (49.5%LP)	Michigan
06 GGS Holdings Company	Michigan
07 AJD Forest Products Limited Partnership (0.5% GP)	Michigan
05 Grayling Partners Land Development, L.L.C. (49%)	Michigan
04 CMS Generation Holdings Company	Michigan
05 Genesee Power Station Limited Partnership (48.75% LP)	Delaware
05 GPS Newco, L.L.C. (50%)	Kansas
06 Genesee Power Station Limited Partnership (0.5% LP)	Delaware
04 CMS Generation Michigan Power L.L.C.	Michigan
05 Kalamazoo Holdco, LLC	Michigan
05 Kalamazoo Generating Station, LLC	Michigan
05 Livingston Holdco, LLC	Michigan
05 Livingston Generating Station, LLC	Michigan
04 CMS Generation Operating Company II, Inc.	New York
04 CMS Generation Operating LLC	Michigan
04 CMS Generation Recycling Company	Michigan
05 Mid-Michigan Recycling, L.C. (50%)	Michigan
04 Craven County Wood Energy Limited Partnership (44.99% LP)	Delaware
04 Dearborn Generation Operating, L.L.C.	Michigan
04 HCE-Biopower, Inc.	New York
05 IPP Investment Partnership (51%)	Michigan
06 Craven County Wood Energy Limited Partnership (0.01% LP)	Delaware
04 IPP Investment Partnership (49%)	Michigan
05 Craven County Wood Energy Limited Partnership (0.01% LP)	Delaware
04 New Bern Energy Recovery, Inc.	Delaware
05 Craven County Wood Energy Limited Partnership (5% GP)	Delaware

Consent of Independent Registered Public Accounting Firm

We hereby consent to the incorporation by reference in the Registration Statements on Form S-3 (Nos. 333-275106 and 333-270060) and S-8 (No. 333-238842) of CMS Energy Corporation of our report dated February 10, 2026 relating to the financial statements, financial statement schedules and the effectiveness of internal control over financial reporting, which appears in this Form 10-K.

/s/ PricewaterhouseCoopers LLP
Detroit, Michigan
February 10, 2026

Exhibit 23.2

Consent of Independent Registered Public Accounting Firm

We hereby consent to the incorporation by reference in the Registration Statement on Form S-3 (No. 333-270060-01) of Consumers Energy Company of our report dated February 10, 2026 relating to the financial statements, financial statement schedule and the effectiveness of internal control over financial reporting, which appears in this Form 10-K.

/s/ PricewaterhouseCoopers LLP
Detroit, Michigan
February 10, 2026

Certification of Garrick J. Rochow

I, Garrick J. Rochow, certify that:

1. I have reviewed this annual report on Form 10-K of CMS Energy Corporation;
2. Based on my knowledge, this report does not contain any untrue statement of a material fact or omit to state a material fact necessary to make the statements made, in light of the circumstances under which such statements were made, not misleading with respect to the period covered by this report;
3. Based on my knowledge, the financial statements, and other financial information included in this report, fairly present in all material respects the financial condition, results of operations and cash flows of the registrant as of, and for, the periods presented in this report;
4. The registrant's other certifying officer and I are responsible for establishing and maintaining disclosure controls and procedures (as defined in Exchange Act Rules 13a-15(e) and 15d-15(e)) and internal control over financial reporting (as defined in Exchange Act Rules 13a-15(f) and 15d-15(f)) for the registrant and have:

    a. Designed such disclosure controls and procedures, or caused such disclosure controls and procedures to be designed under our supervision, to ensure that material information relating to the registrant, including its consolidated subsidiaries, is made known to us by others within those entities, particularly during the period in which this report is being prepared;

    b. Designed such internal control over financial reporting, or caused such internal control over financial reporting to be designed under our supervision, to provide reasonable assurance regarding the reliability of financial reporting and the preparation of financial statements for external purposes in accordance with generally accepted accounting principles;

    c. Evaluated the effectiveness of the registrant's disclosure controls and procedures and presented in this report our conclusions about the effectiveness of the disclosure controls and procedures, as of the end of the period covered by this report based on such evaluation; and

    d. Disclosed in this report any change in the registrant's internal control over financial reporting that occurred during the registrant's most recent fiscal quarter (the registrant's fourth fiscal quarter in the case of an annual report) that has materially affected, or is reasonably likely to materially affect, the registrant's internal control over financial reporting; and
5. The registrant's other certifying officer and I have disclosed, based on our most recent evaluation of internal control over financial reporting, to the registrant's auditors and the audit committee of the registrant's board of directors (or persons performing the equivalent functions):

    a. All significant deficiencies and material weaknesses in the design or operation of internal control over financial reporting which are reasonably likely to adversely affect the registrant's ability to record, process, summarize and report financial information; and

    b. Any fraud, whether or not material, that involves management or other employees who have a significant role in the registrant's internal control over financial reporting.

Dated: February 10, 2026

By: /s/ Garrick J. Rochow

Garrick J. Rochow
President and Chief Executive Officer

Certification of Rejji P. Hayes

I, Rejji P. Hayes, certify that:

1. I have reviewed this annual report on Form 10-K of CMS Energy Corporation;
2. Based on my knowledge, this report does not contain any untrue statement of a material fact or omit to state a material fact necessary to make the statements made, in light of the circumstances under which such statements were made, not misleading with respect to the period covered by this report;
3. Based on my knowledge, the financial statements, and other financial information included in this report, fairly present in all material respects the financial condition, results of operations and cash flows of the registrant as of, and for, the periods presented in this report;
4. The registrant's other certifying officer and I are responsible for establishing and maintaining disclosure controls and procedures (as defined in Exchange Act Rules 13a-15(e) and 15d-15(e)) and internal control over financial reporting (as defined in Exchange Act Rules 13a-15(f) and 15d-15(f)) for the registrant and have:

    a. Designed such disclosure controls and procedures, or caused such disclosure controls and procedures to be designed under our supervision, to ensure that material information relating to the registrant, including its consolidated subsidiaries, is made known to us by others within those entities, particularly during the period in which this report is being prepared;

    b. Designed such internal control over financial reporting, or caused such internal control over financial reporting to be designed under our supervision, to provide reasonable assurance regarding the reliability of financial reporting and the preparation of financial statements for external purposes in accordance with generally accepted accounting principles;

    c. Evaluated the effectiveness of the registrant's disclosure controls and procedures and presented in this report our conclusions about the effectiveness of the disclosure controls and procedures, as of the end of the period covered by this report based on such evaluation; and

    d. Disclosed in this report any change in the registrant's internal control over financial reporting that occurred during the registrant's most recent fiscal quarter (the registrant's fourth fiscal quarter in the case of an annual report) that has materially affected, or is reasonably likely to materially affect, the registrant's internal control over financial reporting; and
5. The registrant's other certifying officer and I have disclosed, based on our most recent evaluation of internal control over financial reporting, to the registrant's auditors and the audit committee of the registrant's board of directors (or persons performing the equivalent functions):

    a. All significant deficiencies and material weaknesses in the design or operation of internal control over financial reporting which are reasonably likely to adversely affect the registrant's ability to record, process, summarize and report financial information; and

    b. Any fraud, whether or not material, that involves management or other employees who have a significant role in the registrant's internal control over financial reporting.

Dated: February 10, 2026

By: /s/ Rejji P. Hayes

Rejji P. Hayes

Executive Vice President and Chief Financial Officer

Certification of Garrick J. Rochow

I, Garrick J. Rochow, certify that:

1. I have reviewed this annual report on Form 10-K of Consumers Energy Company;
2. Based on my knowledge, this report does not contain any untrue statement of a material fact or omit to state a material fact necessary to make the statements made, in light of the circumstances under which such statements were made, not misleading with respect to the period covered by this report;
3. Based on my knowledge, the financial statements, and other financial information included in this report, fairly present in all material respects the financial condition, results of operations and cash flows of the registrant as of, and for, the periods presented in this report;
4. The registrant's other certifying officer and I are responsible for establishing and maintaining disclosure controls and procedures (as defined in Exchange Act Rules 13a-15(e) and 15d-15(e)) and internal control over financial reporting (as defined in Exchange Act Rules 13a-15(f) and 15d-15(f)) for the registrant and have:

    a. Designed such disclosure controls and procedures, or caused such disclosure controls and procedures to be designed under our supervision, to ensure that material information relating to the registrant, including its consolidated subsidiaries, is made known to us by others within those entities, particularly during the period in which this report is being prepared;

    b. Designed such internal control over financial reporting, or caused such internal control over financial reporting to be designed under our supervision, to provide reasonable assurance regarding the reliability of financial reporting and the preparation of financial statements for external purposes in accordance with generally accepted accounting principles;

    c. Evaluated the effectiveness of the registrant's disclosure controls and procedures and presented in this report our conclusions about the effectiveness of the disclosure controls and procedures, as of the end of the period covered by this report based on such evaluation; and

    d. Disclosed in this report any change in the registrant's internal control over financial reporting that occurred during the registrant's most recent fiscal quarter (the registrant's fourth fiscal quarter in the case of an annual report) that has materially affected, or is reasonably likely to materially affect, the registrant's internal control over financial reporting; and
5. The registrant's other certifying officer and I have disclosed, based on our most recent evaluation of internal control over financial reporting, to the registrant's auditors and the audit committee of the registrant's board of directors (or persons performing the equivalent functions):

    a. All significant deficiencies and material weaknesses in the design or operation of internal control over financial reporting which are reasonably likely to adversely affect the registrant's ability to record, process, summarize and report financial information; and

    b. Any fraud, whether or not material, that involves management or other employees who have a significant role in the registrant's internal control over financial reporting.

Dated: February 10, 2026

By: /s/ Garrick J. Rochow

Garrick J. Rochow
President and Chief Executive Officer

Certification of Rejji P. Hayes

I, Rejji P. Hayes, certify that:

1. I have reviewed this annual report on Form 10-K of Consumers Energy Company;
2. Based on my knowledge, this report does not contain any untrue statement of a material fact or omit to state a material fact necessary to make the statements made, in light of the circumstances under which such statements were made, not misleading with respect to the period covered by this report;
3. Based on my knowledge, the financial statements, and other financial information included in this report, fairly present in all material respects the financial condition, results of operations and cash flows of the registrant as of, and for, the periods presented in this report;
4. The registrant's other certifying officer and I are responsible for establishing and maintaining disclosure controls and procedures (as defined in Exchange Act Rules 13a-15(e) and 15d-15(e)) and internal control over financial reporting (as defined in Exchange Act Rules 13a-15(f) and 15d-15(f)) for the registrant and have:

    a. Designed such disclosure controls and procedures, or caused such disclosure controls and procedures to be designed under our supervision, to ensure that material information relating to the registrant, including its consolidated subsidiaries, is made known to us by others within those entities, particularly during the period in which this report is being prepared;

    b. Designed such internal control over financial reporting, or caused such internal control over financial reporting to be designed under our supervision, to provide reasonable assurance regarding the reliability of financial reporting and the preparation of financial statements for external purposes in accordance with generally accepted accounting principles;

    c. Evaluated the effectiveness of the registrant's disclosure controls and procedures and presented in this report our conclusions about the effectiveness of the disclosure controls and procedures, as of the end of the period covered by this report based on such evaluation; and

    d. Disclosed in this report any change in the registrant's internal control over financial reporting that occurred during the registrant's most recent fiscal quarter (the registrant's fourth fiscal quarter in the case of an annual report) that has materially affected, or is reasonably likely to materially affect, the registrant's internal control over financial reporting; and
5. The registrant's other certifying officer and I have disclosed, based on our most recent evaluation of internal control over financial reporting, to the registrant's auditors and the audit committee of the registrant's board of directors (or persons performing the equivalent functions):

    a. All significant deficiencies and material weaknesses in the design or operation of internal control over financial reporting which are reasonably likely to adversely affect the registrant's ability to record, process, summarize and report financial information; and

    b. Any fraud, whether or not material, that involves management or other employees who have a significant role in the registrant's internal control over financial reporting.

Dated: February 10, 2026

By: /s/ Rejji P. Hayes

Rejji P. Hayes

Executive Vice President and Chief Financial Officer

Certification of CEO and CFO Pursuant to 18 U.S.C. Section 1350, as Adopted Pursuant to Section 906 of the Sarbanes-Oxley Act of 2002

In connection with the Annual Report on Form 10-K of CMS Energy Corporation (the "Company") for the annual period ended December 31, 2025 as filed with the Securities and Exchange Commission on the date hereof (the "Report"), Garrick J. Rochow, as President and Chief Executive Officer of the Company, and Rejji P. Hayes, as Executive Vice President and Chief Financial Officer of the Company, each hereby certifies, pursuant to 18 U.S.C. Section 1350, as adopted pursuant to Section 906 of the Sarbanes-Oxley Act of 2002, that, to the best of his knowledge:

1. The Report fully complies with the requirements of Section 13(a) or 15(d) of the Securities Exchange Act of 1934; and

2. The information contained in the Report fairly presents, in all material respects, the financial condition and results of operations of the Company.

/s/ Garrick J. Rochow

Name: Garrick J. Rochow
Title: President and Chief Executive Officer
Date: February 10, 2026

/s/ Rejji P. Hayes

Name: Rejji P. Hayes
Title: Executive Vice President and Chief Financial Officer
Date: February 10, 2026

Certification of CEO and CFO Pursuant to 18 U.S.C. Section 1350, as Adopted Pursuant to Section 906 of the Sarbanes-Oxley Act of 2002

In connection with the Annual Report on Form 10-K of Consumers Energy Company (the "Company") for the annual period ended December 31, 2025 as filed with the Securities and Exchange Commission on the date hereof (the "Report"), Garrick J. Rochow, as President and Chief Executive Officer of the Company, and Rejji P. Hayes, as Executive Vice President and Chief Financial Officer of the Company, each hereby certifies, pursuant to 18 U.S.C. Section 1350, as adopted pursuant to Section 906 of the Sarbanes-Oxley Act of 2002, that, to the best of his knowledge:

1. The Report fully complies with the requirements of Section 13(a) or 15(d) of the Securities Exchange Act of 1934; and

2. The information contained in the Report fairly presents, in all material respects, the financial condition and results of operations of the Company.

/s/ Garrick J. Rochow

Name: Garrick J. Rochow
Title: President and Chief Executive Officer
Date: February 10, 2026

/s/ Rejji P. Hayes

Name: Rejji P. Hayes
Title: Executive Vice President and Chief Financial Officer
Date: February 10, 2026

ONE HUNDRED FIFTY-FIFTH SUPPLEMENTAL INDENTURE

Providing among other things for

FIRST MORTGAGE BONDS,

2025-2 Collateral Series (Interest Bearing)

Dated as of November 28, 2025

CONSUMERS ENERGY COMPANY

TO

THE BANK OF NEW YORK MELLON,

TRUSTEE

THIS ONE HUNDRED FIFTY-FIFTH SUPPLEMENTAL INDENTURE, dated as of November 28, 2025 (herein sometimes referred to as "this Supplemental Indenture"), made and entered into by and between CONSUMERS ENERGY COMPANY, a corporation organized and existing under the laws of the State of Michigan, with its principal executive office and place of business at One Energy Plaza, in Jackson, Jackson County, Michigan 49201, formerly known as Consumers Power Company (hereinafter sometimes referred to as the "Company"), and THE BANK OF NEW YORK MELLON (formerly known as The Bank of New York), a New York banking corporation, with its corporate trust offices at 240 Greenwich Street, New York, New York 10286 (hereinafter sometimes referred to as the "Trustee"), as Trustee under the Indenture dated as of September 1, 1945 between Consumers Power Company, a Maine corporation (hereinafter sometimes referred to as the "Maine corporation"), and City Bank Farmers Trust Company (Citibank, N.A., successor, hereinafter sometimes referred to as the "Predecessor Trustee"), securing bonds issued and to be issued as provided therein (hereinafter sometimes referred to as the "Indenture"),

WHEREAS, at the close of business on January 30, 1959, City Bank Farmers Trust Company was converted into a national banking association under the title "First National City Trust Company"; and

WHEREAS, at the close of business on January 15, 1963, First National City Trust Company was merged into First National City Bank; and

WHEREAS, at the close of business on October 31, 1968, First National City Bank was merged into The City Bank of New York, National Association, the name of which was thereupon changed to First National City Bank; and

WHEREAS, effective March 1, 1976, the name of First National City Bank was changed to Citibank, N.A.; and

WHEREAS, effective July 16, 1984, Manufacturers Hanover Trust Company succeeded Citibank, N.A. as Trustee under the Indenture; and

WHEREAS, effective June 19, 1992, Chemical Bank succeeded by merger to Manufacturers Hanover Trust Company as Trustee under the Indenture; and

WHEREAS, effective July 15, 1996, The Chase Manhattan Bank (National Association) merged with and into Chemical Bank which thereafter was renamed The Chase Manhattan Bank; and

WHEREAS, effective November 11, 2001, The Chase Manhattan Bank merged with Morgan Guaranty Trust Company of New York and the surviving corporation was renamed JPMorgan Chase Bank; and

WHEREAS, effective November 13, 2004, the name of JPMorgan Chase Bank was changed to JPMorgan Chase Bank, N.A.; and

WHEREAS, effective April 7, 2006, The Bank of New York succeeded JPMorgan Chase Bank, N.A. as Trustee under the Indenture; and

WHEREAS, effective July 1, 2008, the name of The Bank of New York was changed to The Bank of New York Mellon; and

WHEREAS, the Indenture was executed and delivered for the purpose of securing such bonds as may from time to time be issued under and in accordance with the terms of the Indenture, the aggregate principal amount of bonds to be secured thereby being limited to $16,000,000,000 at any one time outstanding (except as provided in Section 2.01 of the Indenture), and the Indenture describes and sets forth the property conveyed thereby and is filed in the Office of the Secretary of State of the State of Michigan and is of record in the Office of the Register of Deeds of each county in the State of Michigan in which this Supplemental Indenture is to be recorded; and

WHEREAS, the Indenture has been supplemented and amended by various indentures supplemental thereto, each of which is filed in the Office of the Secretary of State of the State of Michigan and is of record in the Office of the Register of Deeds of each county in the State of Michigan in which this Supplemental Indenture is to be recorded; and

WHEREAS, the Company and the Maine corporation entered into an Agreement of Merger and Consolidation, dated as of February 14, 1968, which provided for the Maine corporation to merge into the Company; and

WHEREAS, the effective date of such Agreement of Merger and Consolidation was June 6, 1968, upon which date the Maine corporation was merged into the Company and the name of the Company was changed from "Consumers Power Company of Michigan" to "Consumers Power Company"; and

WHEREAS, the Company and the Predecessor Trustee entered into a Sixteenth Supplemental Indenture, dated as of June 4, 1968, which provided, among other things, for the assumption of the Indenture by the Company; and

WHEREAS, said Sixteenth Supplemental Indenture became effective on the effective date of such Agreement of Merger and Consolidation; and

WHEREAS, the Company has succeeded to and has been substituted for the Maine corporation under the Indenture with the same effect as if it had been named therein as the mortgagor corporation; and

WHEREAS, effective March 11, 1997, the name of Consumers Power Company was changed to Consumers Energy Company; and

WHEREAS, the Company has entered into a $100,000,000 Bilateral Letter of Credit Facility dated as of November 28, 2025 (as amended, amended and restated, supplemented or otherwise modified from time to time, the "Agreement") with The Bank of Nova Scotia as agent (in such capacity, the "Agent") for the Banks (as such term is defined in the Agreement), providing for the issuing of Letters of Credit, and pursuant to such Agreement the Company has agreed to issue to the Agent, as evidence of and security for the Obligations (as such term is defined in the Agreement), a new series of bonds under the Indenture; and

WHEREAS, for such purposes the Company desires to issue a new series of bonds, to be designated First Mortgage Bonds, 2025-2 Collateral Series (Interest Bearing), each of which bonds shall also bear the descriptive title "First Mortgage Bond" (hereinafter provided for and hereinafter sometimes referred to as the "2025-2 Collateral Bonds"), the bonds of which series are to be issued as registered bonds without coupons and are to bear interest at the rate per annum specified herein and are to mature on the Termination Date (as such term is defined in the Agreement); and

WHEREAS, each of the registered bonds without coupons of the 2025-2 Collateral Bonds and the Trustee's Authentication Certificate thereon are to be substantially in the following form, to wit:

[FORM OF REGISTERED BOND

OF THE 2025-2 COLLATERAL BONDS]

[FACE]
CONSUMERS ENERGY COMPANY
FIRST MORTGAGE BOND
2025-2 COLLATERAL SERIES (INTEREST BEARING)

No. 1 $100,000,000

CONSUMERS ENERGY COMPANY, a Michigan corporation (hereinafter called the "Company"), for value received, hereby promises to pay to The Bank of Nova Scotia, as agent (in such capacity, the "Agent") for the Banks under and as defined in the $100,000,000 Bilateral Letter of Credit Facility, dated as of November 28, 2025 among the Company, the Banks named therein and from time to time party thereto (the "Banks"), The Bank of Nova Scotia, as the Agent (as amended, amended and restated, supplemented or otherwise modified from time to time, the "Agreement"), or registered assigns, on the Termination Date (defined below) the principal sum of One Hundred Million Dollars ($100,000,000) or such lesser principal amount as shall be equal to the aggregate principal amount of the Reimbursement Obligations (as defined in the Agreement) included in the Obligations (as defined in the Agreement) outstanding on the Termination Date (as defined in the Agreement) (the "Termination Date"), but not in excess, however, of the principal amount of this bond, and to pay interest thereon at the Interest Rate (as defined below) until the principal hereof is paid or duly made available for payment on the Termination Date, or, in the event of redemption of this bond, until the redemption date, or, in the event of default in the payment of the principal hereof, until the Company's obligations with respect to the payment of such principal shall be discharged as provided in the Indenture (as defined on the reverse hereof). Interest on this bond shall be payable on each Interest Payment Date (as defined below), commencing on the first Interest Payment Date next succeeding November 28, 2025. If the Termination Date falls on a day which is not a Business Day, as defined below, principal and any interest and/or fees payable with respect to the Termination Date will be paid on the immediately preceding Business Day. The interest payable, and

punctually paid or duly provided for, on any Interest Payment Date will, subject to certain exceptions, be paid to the person in whose name this bond (or one or more predecessor bonds) is registered at the close of business on the Record Date (as defined below); *provided, however,* that interest payable on the Termination Date will be payable to the person to whom the principal hereof shall be payable. Should the Company default in the payment of interest ("Defaulted Interest"), the Defaulted Interest shall be paid to the person in whose name this bond (or one or more predecessor bonds) is registered on a subsequent record date fixed by the Company, which subsequent record date shall be fifteen (15) days prior to the payment of such Defaulted Interest. As used herein, (A) "Business Day" shall mean any day, other than a Saturday or Sunday, on which banks generally are open in New York, New York for the conduct of substantially all of their commercial lending activities and on which interbank wire transfers can be made on the Fedwire system; (B) "Interest Payment Date" shall mean each date on which Obligations constituting interest and/or fees are due and payable from time to time pursuant to the Agreement; (C) "Interest Rate" shall mean a rate of interest per annum, adjusted as necessary, to result in an interest payment equal to the aggregate amount of Obligations constituting interest and fees due under the Agreement on the applicable Interest Payment Date; and (D) "Record Date" with respect to any Interest Payment Date shall mean the day (whether or not a Business Day) immediately next preceding such Interest Payment Date.

Payment of the principal of and interest on this bond will be made in immediately available funds at the office or agency of the Company maintained for that purpose in the City of Jackson, Michigan, in such coin or currency of the United States of America as at the time of payment is legal tender for payment of public and private debts.

The provisions of this bond are continued below and such continued provisions shall for all purposes have the same effect as though fully set forth at this place.

This bond shall not be valid or become obligatory for any purpose unless and until it shall have been authenticated by the execution by the Trustee (as defined below) or its successor in trust under the Indenture (as defined below) of the certificate hereon.

IN WITNESS WHEREOF, Consumers Energy Company has caused this bond to be executed in its name by its Chairman of the Board, its President or one of its Vice Presidents by his or her signature or a facsimile thereof, and its corporate seal or a facsimile thereof to be affixed hereto or imprinted hereon and attested by its Secretary or one of its Assistant Secretaries by his or her signature or a facsimile thereof.

CONSUMERS ENERGY COMPANY

Dated:

By: _____

Printed:

Title:

Attest: _____

TRUSTEE'S AUTHENTICATION CERTIFICATE

This is one of the bonds, of the series designated therein, described in the within-mentioned Indenture.

THE BANK OF NEW YORK MELLON, Trustee

By: _____

Authorized Officer

CONSUMERS ENERGY COMPANY

FIRST MORTGAGE BOND 2025-2 COLLATERAL SERIES (INTEREST BEARING)

This bond is one of the bonds of a series designated as First Mortgage Bonds, 2025-2 Collateral Series (Interest Bearing) (sometimes herein referred to as the "2025-2 Collateral Bonds") issued under and in accordance with and secured by an Indenture dated as of September 1, 1945, given by the Company (or its predecessor, Consumers Power Company, a Maine corporation) to City Bank Farmers Trust Company (The Bank of New York Mellon, successor) (hereinafter sometimes referred to as the "Trustee"), together with indentures supplemental thereto, heretofore or hereafter executed, to which indenture and indentures supplemental thereto (hereinafter referred to collectively as the "Indenture") reference is hereby made for a description of the property mortgaged and pledged, the nature and extent of the security and the rights, duties and immunities thereunder of the Trustee and the rights of the holders of said bonds and of the

Trustee and of the Company in respect of such security, and the limitations on such rights. By the terms of the Indenture, the bonds to be secured thereby are issuable in series which may vary as to date, amount, date of maturity, rate of interest and in other respects as provided in the Indenture.

The 2025-2 Collateral Bonds are to be issued and delivered to the Agent in order to evidence and secure the obligation of the Company under the Agreement to make payments to the Banks under the Agreement and to provide the Banks the benefit of the lien of the Indenture with respect to the 2025-2 Collateral Bonds.

The obligation of the Company to make payments with respect to the principal of 2025-2 Collateral Bonds shall be fully or partially, as the case may be, satisfied and discharged to the extent that, at the time that any such payment shall be due, the then due principal of the Reimbursement Obligations included in the Obligations shall have been fully or partially paid. Satisfaction of any obligation to the extent that payment is made with respect to the Reimbursement Obligations means that if any payment is made on the principal of the Reimbursement Obligations, a corresponding payment obligation with respect to the principal of the 2025-2 Collateral Bonds shall be deemed discharged in the same amount as the payment with respect to the Reimbursement Obligations discharges the outstanding obligation with respect to such Reimbursement Obligations. No such payment of principal shall reduce the principal amount of the 2025-2 Collateral Bonds.

The obligation of the Company to make payments with respect to the interest on 2025-2 Collateral Bonds shall be fully or partially, as the case may be, satisfied and discharged to the extent that, at the time that any such payment shall be due, the then due interest and/or fees under the Agreement shall have been fully or partially paid. Satisfaction of any obligation to the extent that payment is made with respect to the interest and/or fees under the Agreement means that if any payment is made on the interest and/or fees under the Agreement, a corresponding payment obligation with respect to the interest on the 2025-2 Collateral Bonds shall be deemed discharged in the same amount as the payment with respect to the interest and/or fees under the Agreement discharges the outstanding obligation under the Agreement with respect to such interest and/or fees.

The Trustee may at any time and all times conclusively assume that the obligation of the Company to make payments with respect to the principal of and interest on this bond, so far as such payments at the time have become due, has been fully satisfied and discharged unless and until the Trustee shall have received a written notice from the Agent stating (i) that timely payment of principal and interest on the 2025-2 Collateral Bonds has not been made, (ii) that the Company is in arrears as to the payments required to be made by it to the Agent in connection with the Obligations pursuant to the Agreement, and (iii) the amount of the arrearage.

If an Event of Default (as defined in the Agreement) with respect to the payment of the principal of the Reimbursement Obligations shall have occurred, it shall be deemed to be a default for purposes of Section 11.01 of the Indenture in the payment of the principal of the 2025-2 Collateral Bonds equal to the amount of such unpaid principal (but in no event in excess of the principal amount of the 2025-2 Collateral Bonds). If an Event of Default (as defined in the Agreement) with respect to the payment of interest on the Reimbursement Obligations or any

fees shall have occurred, it shall be deemed to be a default for purposes of Section 11.01 of the Indenture in the payment of the interest on the 2025-2 Collateral Bonds equal to the amount of such unpaid interest or fees.

This bond is not redeemable except upon written demand of the Agent following the occurrence of an Event of Default under the Agreement and the acceleration of the Obligations, as provided in Section 9.2 of the Agreement. This bond is not redeemable by the operation of the improvement fund or the maintenance and replacement provisions of the Indenture or with the proceeds of released property or in any other manner except as set forth above.

In case of certain defaults as specified in the Indenture, the principal of this bond may be declared or may become due and payable on the conditions, at the time, in the manner and with the effect provided in the Indenture. The holders of certain specified percentages of the bonds at the time outstanding, including in certain cases specified percentages of bonds of particular series, may in certain cases, to the extent and as provided in the Indenture, waive certain defaults thereunder and the consequences of such defaults.

The Indenture contains provisions permitting the Company and the Trustee, with the consent of the holders of not less than seventy-five per centum in principal amount of the bonds (exclusive of bonds disqualified by reason of the Company's interest therein) at the time outstanding, including, if more than one series of bonds shall be at the time outstanding, not less than sixty per centum in principal amount of each series affected, to effect, by an indenture supplemental to the Indenture, modifications or alterations of the Indenture and of the rights and obligations of the Company and the rights of the holders of the bonds and coupons; provided, however, that no such modification or alteration shall be made without the written approval or consent of the holder hereof which will (a) extend the maturity of this bond or reduce the rate or extend the time of payment of interest hereon or reduce the amount of the principal hereof, or (b) permit the creation of any lien, not otherwise permitted, prior to or on a parity with the lien of the Indenture, or (c) reduce the percentage of the principal amount of the bonds the holders of which are required to approve any such supplemental indenture.

The Company reserves the right, without any consent, vote or other action by holders of the 2025-2 Collateral Bonds or any other series created after the Sixty-eighth Supplemental Indenture, to amend the Indenture to reduce the percentage of the principal amount of bonds the holders of which are required to approve any supplemental indenture (other than any supplemental indenture which is subject to the proviso contained in the immediately preceding sentence) (a) from not less than seventy-five per centum (including sixty per centum of each series affected) to not less than a majority in principal amount of the bonds at the time outstanding or (b) in case fewer than all series are affected, not less than a majority in principal amount of the bonds of all affected series, voting together.

No recourse shall be had for the payment of the principal of or interest on this bond, or for any claim based hereon, or otherwise in respect hereof or of the Indenture, to or against any incorporator, stockholder, director or officer, past, present or future, as such, of the Company, or of any predecessor or successor company, either directly or through the Company, or such predecessor or successor company, or otherwise, under any constitution or statute or rule of law, or by the enforcement of any assessment or penalty, or otherwise, all such liability of

incorporators, stockholders, directors and officers, as such, being waived and released by the holder and owner hereof by the acceptance of this bond and being likewise waived and released by the terms of the Indenture.

This bond shall be exchangeable for other registered bonds of the same series, in the manner and upon the conditions prescribed in the Indenture, upon the surrender of such bonds at the Investor Services Department of the Company, as transfer agent. However, notwithstanding the provisions of Section 2.05 of the Indenture, no charge shall be made upon any registration of transfer or exchange of bonds of said series other than for any tax or taxes or other governmental charge required to be paid by the Company.

The Agent shall surrender this bond to the Trustee when all of the principal of and interest on the Reimbursement Obligations arising under the Agreement, and all of the fees payable pursuant to the Agreement with respect to the Obligations, shall have been duly paid, and the Agreement (including, without limitation, all Commitments thereunder) shall have been terminated.

[END OF FORM OF REGISTERED BOND

OF THE 2025-2 COLLATERAL BONDS]

AND WHEREAS all acts and things necessary to make the 2025-2 Collateral Bonds (the "Collateral Bonds"), when duly executed by the Company and authenticated by the Trustee or its agent and issued as prescribed in the Indenture, as heretofore supplemented and amended, and this Supplemental Indenture, the valid, binding and legal obligations of the Company, and to constitute the Indenture, as supplemented and amended as aforesaid, as well as by this Supplemental Indenture, a valid, binding and legal instrument for the security thereof, have been done and performed, and the creation, execution and delivery of this Supplemental Indenture and the creation, execution and issuance of bonds subject to the terms hereof and of the Indenture, as so supplemented and amended, have in all respects been duly authorized;

NOW, THEREFORE, in consideration of the premises, of the acceptance and purchase by the holders thereof of the bonds issued and to be issued under the Indenture, as supplemented and amended as above set forth, duly paid by the Trustee to the Company, and of other good and valuable considerations, the receipt whereof is hereby acknowledged, and for the purpose of securing the due and punctual payment of the principal of and premium, if any, and interest on all bonds now outstanding under the Indenture and the $100,000,000 principal amount of the Collateral Bonds and all other bonds which shall be issued under the Indenture, as supplemented and amended from time to time, and for the purpose of securing the faithful performance and observance of all covenants and conditions therein, and in any indenture supplemental thereto, set forth, the Company has given, granted, bargained, sold, released, transferred, assigned, hypothecated, pledged, mortgaged, confirmed, set over, warranted, alienated and conveyed and by these presents does give, grant, bargain, sell, release, transfer, assign, hypothecate, pledge, mortgage, confirm, set over, warrant, alienate and convey unto The Bank of New York Mellon, as Trustee, as provided in the Indenture, and its successor or successors in the trust thereby and hereby created and to its or their assigns forever, all the right, title and interest of the Company in and to all the property, described in Section 11 hereof, together (subject to the provisions of

Article X of the Indenture) with the tolls, rents, revenues, issues, earnings, income, products and profits thereof, excepting, however, the property, interests and rights specifically excepted from the lien of the Indenture as set forth in the Indenture;

TOGETHER WITH all and singular the tenements, hereditaments and appurtenances belonging or in any wise appertaining to the premises, property, franchises and rights, or any thereof, referred to in the foregoing granting clause, with the reversion and reversions, remainder and remainders and (subject to the provisions of Article X of the Indenture) the tolls, rents, revenues, issues, earnings, income, products and profits thereof, and all the estate, right, title and interest and claim whatsoever, at law as well as in equity, which the Company now has or may hereafter acquire in and to the aforesaid premises, property, franchises and rights and every part and parcel thereof;

SUBJECT, HOWEVER, with respect to such premises, property, franchises and rights, to excepted encumbrances as said term is defined in Section 1.02 of the Indenture, and subject also to all defects and limitations of title and to all encumbrances existing at the time of acquisition.

TO HAVE AND TO HOLD all said premises, property, franchises and rights hereby conveyed, assigned, pledged or mortgaged, or intended so to be, unto the Trustee, its successor or successors in trust and their assigns forever;

BUT IN TRUST, NEVERTHELESS, with power of sale for the equal and proportionate benefit and security of the holders of all bonds now or hereafter authenticated and delivered under and secured by the Indenture and interest coupons appurtenant thereto, pursuant to the provisions of the Indenture and of any supplemental indenture, and for the enforcement of the payment of said bonds and coupons when payable and the performance of and compliance with the covenants and conditions of the Indenture and of any supplemental indenture, without any preference, distinction or priority as to lien or otherwise of any bond or bonds over others by reason of the difference in time of the actual authentication, delivery, issue, sale or negotiation thereof or for any other reason whatsoever, except as otherwise expressly provided in the Indenture; and so that each and every bond now or hereafter authenticated and delivered thereunder shall have the same lien, and so that the principal of and premium, if any, and interest on every such bond shall, subject to the terms thereof, be equally and proportionately secured, as if it had been made, executed, authenticated, delivered, sold and negotiated simultaneously with the execution and delivery thereof;

AND IT IS EXPRESSLY DECLARED by the Company that all bonds authenticated and delivered under and secured by the Indenture, as supplemented and amended as above set forth, are to be issued, authenticated and delivered, and all said premises, property, franchises and rights hereby and by the Indenture and indentures supplemental thereto conveyed, assigned, pledged or mortgaged, or intended so to be, are to be dealt with and disposed of under, upon and subject to the terms, conditions, stipulations, covenants, agreements, trusts, uses and purposes expressed in the Indenture, as supplemented and amended as above set forth, and the parties hereto mutually agree as follows:

SECTION 1. There is hereby created a series of bonds (the "2025-2 Collateral Bonds" or the "Collateral Bonds") designated as hereinabove provided, which shall also bear the descriptive

title “First Mortgage Bond”, and the forms thereof shall be substantially as hereinbefore set forth (collectively, the “Sample Bond”). The 2025-2 Collateral Bonds shall be issued in the aggregate principal amount of $100,000,000, shall mature on the Termination Date (as such term is defined in the Agreement) and shall be issued only as registered bonds without coupons in denominations of $1,000 and any multiple thereof. The serial numbers of the Collateral Bonds shall be such as may be approved by any officer of the Company, the execution thereof by any such officer either manually or by facsimile signature to be conclusive evidence of such approval. The Collateral Bonds are to be issued to and registered in the name of the Agent under the Agreement (as such terms are defined in the Sample Bond) to evidence and secure any and all Obligations (as such term is defined in the Agreement) of the Company under the Agreement.

The 2025-2 Collateral Bonds shall bear interest as set forth in the Sample Bond. The principal of and the interest on said bonds shall be payable as set forth in the Sample Bond.

The obligation of the Company to make payments with respect to the principal of 2025-2 Collateral Bonds shall be fully or partially, as the case may be, satisfied and discharged to the extent that, at the time that any such payment shall be due, the then due principal of the Reimbursement Obligations included in the Obligations shall have been fully or partially paid. Satisfaction of any obligation to the extent that payment is made with respect to the Reimbursement Obligations means that if any payment is made on the principal of the Reimbursement Obligations, a corresponding payment obligation with respect to the principal of the 2025-2 Collateral Bonds shall be deemed discharged in the same amount as the payment with respect to the Reimbursement Obligations discharges the outstanding obligation with respect to such Reimbursement Obligations. No such payment of principal shall reduce the principal amount of the 2025-2 Collateral Bonds.

The obligation of the Company to make payments with respect to interest on 2025-2 Collateral Bonds shall be fully or partially, as the case may be, satisfied and discharged to the extent that, at the time that any such payment shall be due, the then due interest and/or fees under the Agreement shall have been fully or partially paid. Satisfaction of any obligation to the extent that payment is made with respect to the interest and/or fees under the Agreement means that if any payment is made on the interest and/or fees under the Agreement, a corresponding payment obligation with respect to the interest on the 2025-2 Collateral Bonds shall be deemed discharged in the same amount as the payment with respect to the interest and/or fees under the Agreement discharges the outstanding obligation under the Agreement with respect to such interest and/or fees.

The Trustee may at any time and all times conclusively assume that the obligation of the Company to make payments with respect to the principal of and interest on the Collateral Bonds, so far as such payments at the time have become due, has been fully satisfied and discharged unless and until the Trustee shall have received a written notice from the Agent stating (i) that timely payment of principal and interest on the 2025-2 Collateral Bonds has not been made, (ii) that the Company is in arrears as to the payments required to be made by it to the Agent pursuant to the Agreement, and (iii) the amount of the arrearage.

The Collateral Bonds shall be exchangeable for other registered bonds of the same series, in the manner and upon the conditions prescribed in the Indenture, upon the surrender of such

bonds at the Investor Services Department of the Company, as transfer agent. However, notwithstanding the provisions of Section 2.05 of the Indenture, no charge shall be made upon any registration of transfer or exchange of bonds of said series other than for any tax or taxes or other governmental charge required to be paid by the Company.

SECTION 2. The Collateral Bonds are not redeemable by the operation of the maintenance and replacement provisions of this Indenture or with the proceeds of released property.

SECTION 3. Upon the occurrence of an Event of Default under the Agreement and the acceleration of the Obligations, the Collateral Bonds shall be redeemable in whole upon receipt by the Trustee of a written demand from the Agent stating that there has occurred under the Agreement both an Event of Default and a declaration of acceleration of the Obligations and demanding redemption of the Collateral Bonds (including a description of the amount of principal, interest and fees which comprise such Obligations). The Company waives any right it may have to prior notice of such redemption under the Indenture. Upon surrender of the Collateral Bonds by the Agent to the Trustee, the Collateral Bonds shall be redeemed at a redemption price equal to the aggregate amount of the Obligations subject to the receipt by the Trustee of the redemption price from the Company.

SECTION 4. The Company reserves the right, without any consent, vote or other action by the holder of the Collateral Bonds or of any subsequent series of bonds issued under the Indenture, to make such amendments to the Indenture, as supplemented, as shall be necessary in order to amend Section 17.02 to read as follows:

> SECTION 17.02. With the consent of the holders of not less than a majority in principal amount of the bonds at the time outstanding or their attorneys-in-fact duly authorized, or, if fewer than all series are affected, not less than a majority in principal amount of the bonds at the time outstanding of each series the rights of the holders of which are affected, voting together, the Company, when authorized by a resolution, and the Trustee may from time to time and at any time enter into an indenture or indentures supplemental hereto for the purpose of adding any provisions to or changing in any manner or eliminating any of the provisions of this Indenture or of any supplemental indenture or modifying the rights and obligations of the Company and the rights of the holders of any of the bonds and coupons; provided, however, that no such supplemental indenture shall (1) extend the maturity of any of the bonds or reduce the rate or extend the time of payment of interest thereon, or reduce the amount of the principal thereof, or reduce any premium payable on the redemption thereof, without the consent of the holder of each bond so affected, or (2) permit the creation of any lien, not otherwise permitted, prior to or on a parity with the lien of this Indenture, without the consent of the holders of all the bonds then outstanding, or (3) reduce the aforesaid percentage of the principal amount of bonds the holders of which are required to approve any such supplemental indenture, without the consent of the holders of all the bonds then outstanding. For the purposes of this

Section, bonds shall be deemed to be affected by a supplemental indenture if such supplemental indenture adversely affects or diminishes the rights of holders thereof against the Company or against its property. The Trustee may in its discretion determine whether or not, in accordance with the foregoing, bonds of any particular series would be affected by any supplemental indenture and any such determination shall be conclusive upon the holders of bonds of such series and all other series. Subject to the provisions of Sections 16.02 and 16.03 hereof, the Trustee shall not be liable for any determination made in good faith in connection herewith.

Upon the written request of the Company, accompanied by a resolution authorizing the execution of any such supplemental indenture, and upon the filing with the Trustee of evidence of the consent of bondholders as aforesaid (the instrument or instruments evidencing such consent to be dated within one year of such request), the Trustee shall join with the Company in the execution of such supplemental indenture unless such supplemental indenture affects the Trustee's own rights, duties or immunities under this Indenture or otherwise, in which case the Trustee may in its discretion but shall not be obligated to enter into such supplemental indenture.

It shall not be necessary for the consent of the bondholders under this Section to approve the particular form of any proposed supplemental indenture, but it shall be sufficient if such consent shall approve the substance thereof.

The Company and the Trustee, if they so elect, and either before or after such consent has been obtained, may require the holder of any bond consenting to the execution of any such supplemental indenture to submit his bond to the Trustee or to ask such bank, banker or trust company as may be designated by the Trustee for the purpose, for the notation thereon of the fact that the holder of such bond has consented to the execution of such supplemental indenture, and in such case such notation, in form satisfactory to the Trustee, shall be made upon all bonds so submitted, and such bonds bearing such notation shall forthwith be returned to the persons entitled thereto.

Prior to the execution by the Company and the Trustee of any supplemental indenture pursuant to the provisions of this Section, the Company shall publish a notice, setting forth in general terms the substance of such supplemental indenture, at least once in one daily newspaper of general circulation in each city in which the principal of any of the bonds shall be payable, or, if all bonds outstanding shall be registered bonds without coupons or coupon bonds registered as to principal, such notice shall be sufficiently given if mailed, first class, postage prepaid, and registered if the Company so elects, to each registered holder of bonds at the last address of such holder appearing on

the registry books, such publication or mailing, as the case may be, to be made not less than thirty days prior to such execution. Any failure of the Company to give such notice, or any defect therein, shall not, however, in any way impair or affect the validity of any such supplemental indenture.

SECTION 5. As supplemented and amended as above set forth, the Indenture is in all respects ratified and confirmed, and the Indenture and all indentures supplemental thereto shall be read, taken and construed as one and the same instrument.

SECTION 6. Nothing contained in this Supplemental Indenture shall, or shall be construed to, confer upon any person other than a holder of bonds issued under the Indenture, as supplemented and amended as above set forth, the Company, the Trustee and the Agent, for the benefit of the Banks (as such term is defined in the Agreement), any right or interest to avail himself of any benefit under any provision of the Indenture, as so supplemented and amended.

SECTION 7. The Trustee assumes no responsibility for or in respect of the validity or sufficiency of this Supplemental Indenture or of the Indenture as hereby supplemented or the due execution hereof by the Company or for or in respect of the recitals and statements contained herein (other than those contained in the tenth and eleventh recitals hereof), all of which recitals and statements are made solely by the Company.

The Trustee shall have the right to accept and act upon instructions, including funds transfer instructions ("Instructions") given pursuant to this Supplemental Indenture and delivered using Electronic Means; provided, however, that the Company shall provide to the Trustee an incumbency certificate listing officers with the authority to provide such Instructions ("Authorized Officers") and containing specimen signatures of such Authorized Officers, which incumbency certificate shall be amended by the Company whenever a person is to be added or deleted from the listing. If the Company elects to give the Trustee Instructions using Electronic Means and the Trustee in its reasonable discretion elects to act upon such Instructions, the Trustee's understanding of such Instructions shall be deemed controlling in the absence of negligence or willful misconduct. The Company understands and agrees that the Trustee cannot determine the identity of the actual sender of such Instructions and that the Trustee shall conclusively presume that directions that purport to have been sent by an Authorized Officer listed on the incumbency certificate provided to the Trustee have been sent by such Authorized Officer. The Company shall be responsible for ensuring that only Authorized Officers transmit such Instructions to the Trustee and that the Company and all Authorized Officers are solely responsible to safeguard the use and confidentiality of applicable user and authorization codes, passwords and/or authentication keys upon receipt by the Company. In the absence of negligence or willful misconduct, the Trustee shall not be liable for any losses, costs or expenses arising directly or indirectly from the Trustee's reliance upon and compliance with such Instructions notwithstanding such directions conflict or are inconsistent with a subsequent written instruction. The Company agrees: (i) to assume all risks arising out of the use of Electronic Means to submit Instructions to the Trustee, including without limitation the risk of the Trustee acting on unauthorized Instructions, and the risk of interception and misuse by third parties; (ii) that it is fully informed of the protections and risks associated with the various methods of transmitting Instructions to the Trustee and that there may be more secure methods of transmitting Instructions than the method(s) selected by the Company; (iii) that the security

procedures (if any) to be followed in connection with its transmission of Instructions provide to it a commercially reasonable degree of protection in light of its particular needs and circumstances; and (iv) to notify the Trustee immediately upon learning of any compromise or unauthorized use of the security procedures.

"Electronic Means" shall mean the following communications methods: e-mail, facsimile transmission, secure electronic transmission containing applicable authorization codes, passwords and/or authentication keys issued by the Trustee, or another method or system specified by the Trustee as available for use in connection with its services hereunder.

SECTION 8. This Supplemental Indenture may be simultaneously executed in several counterparts and all such counterparts executed and delivered, each as an original, shall constitute but one and the same instrument.

SECTION 9. In the event the date of any notice required or permitted hereunder shall not be a Business Day, then (notwithstanding any other provision of the Indenture or of any supplemental indenture thereto) such notice need not be made on such date, but may be made on the next succeeding Business Day with the same force and effect as if made on the date fixed for such notice. “Business Day” means, with respect to this Section 9, any day, other than a Saturday or Sunday, on which banks generally are open in New York, New York for the conduct of substantially all of their commercial lending activities and on which interbank wire transfers can be made on the Fedwire system.

SECTION 10. This Supplemental Indenture and the Collateral Bonds shall be governed by and deemed to be a contract under, and construed in accordance with, the laws of the State of Michigan, and for all purposes shall be construed in accordance with the laws of such state, except as may otherwise be required by mandatory provisions of law.

SECTION 11. Detailed Description of Property Mortgaged:

I.

ELECTRIC GENERATING PLANTS AND DAMS

All the electric generating plants and stations of the Company, constructed or otherwise acquired by it and not heretofore described in the Indenture or any supplement thereto and not heretofore released from the lien of the Indenture, including all powerhouses, buildings, reservoirs, dams, pipelines, flumes, structures and works and the land on which the same are situated and all water rights and all other lands and easements, rights of way, permits, privileges, towers, poles, wires, machinery, equipment, appliances, appurtenances and supplies and all other property, real or personal, forming a part of or appertaining to or used, occupied or enjoyed in connection with such plants and stations or any of them, or adjacent thereto.

II.

ELECTRIC TRANSMISSION LINES

All the electric transmission lines of the Company, constructed or otherwise acquired by it and not heretofore described in the Indenture or any supplement thereto and not heretofore released from the lien of the Indenture, including towers, poles, pole lines, wires, switches, switch racks, switchboards, insulators and other appliances and equipment, and all other property, real or personal, forming a part of or appertaining to or used, occupied or enjoyed in connection with such transmission lines or any of them or adjacent thereto; together with all real property, rights of way, easements, permits, privileges, franchises and rights for or relating to the construction, maintenance or operation thereof, through, over, under or upon any private property or any public streets or highways, within as well as without the corporate limits of any municipal corporation. Also all the real property, rights of way, easements, permits, privileges and rights for or relating to the construction, maintenance or operation of certain transmission lines, the land and rights for which are owned by the Company, which are either not built or now being constructed.

III.

ELECTRIC DISTRIBUTION SYSTEMS

All the electric distribution systems of the Company, constructed or otherwise acquired by it and not heretofore described in the Indenture or any supplement thereto and not heretofore released from the lien of the Indenture, including substations, transformers, switchboards, towers, poles, wires, insulators, subways, trenches, conduits, manholes, cables, meters and other appliances and equipment, and all other property, real or personal, forming a part of or appertaining to or used, occupied or enjoyed in connection with such distribution systems or any of them or adjacent thereto; together with all real property, rights of way, easements, permits, privileges, franchises, grants and rights, for or relating to the construction, maintenance or operation thereof, through, over, under or upon any private property or any public streets or highways within as well as without the corporate limits of any municipal corporation.

IV.

ELECTRIC SUBSTATIONS, SWITCHING STATIONS AND SITES

All the substations, switching stations and sites of the Company, constructed or otherwise acquired by it and not heretofore described in the Indenture or any supplement thereto and not heretofore released from the lien of the Indenture, for transforming, regulating, converting or distributing or otherwise controlling electric current at any of its plants and elsewhere, together with all buildings, transformers, wires, insulators and other appliances and equipment, and all other property, real or personal, forming a part of or appertaining to or used, occupied or enjoyed in connection with any of such substations and switching stations, or adjacent thereto, with sites to be used for such purposes.

V.

GAS COMPRESSOR STATIONS, GAS PROCESSING PLANTS,
DESULPHURIZATION STATIONS, METERING STATIONS, ODORIZING STATIONS, REGULATORS AND SITES

All the compressor stations, processing plants, desulphurization stations, metering stations, odorizing stations, regulators and sites of the Company, constructed or otherwise acquired by it and not heretofore described in the Indenture or any supplement thereto and not heretofore released from the lien of the Indenture, for compressing, processing, desulphurizing, metering, odorizing and regulating manufactured or natural gas at any of its plants and elsewhere, together with all buildings, meters and other appliances and equipment, and all other property, real or personal, forming a part of or appertaining to or used, occupied or enjoyed in connection with any of such purposes, with sites to be used for such purposes.

VI.

GAS STORAGE FIELDS

The natural gas rights and interests of the Company, including wells and well lines (but not including natural gas, oil and minerals), the gas gathering system, the underground gas storage rights, the underground gas storage wells and injection and withdrawal system used in connection therewith, constructed or otherwise acquired by it and not heretofore described in the Indenture or any supplement thereto and not heretofore released from the lien of the Indenture: In the Overisel Gas Storage Field, located in the Township of Overisel, Allegan County, and in the Township of Zeeland, Ottawa County, Michigan; in the Northville Gas Storage Field located in the Township of Salem, Washtenaw County, Township of Lyon, Oakland County, and the Townships of Northville and Plymouth and City of Plymouth, Wayne County, Michigan; in the Salem Gas Storage Field, located in the Township of Salem, Allegan County, and in the Township of Jamestown, Ottawa County, Michigan; in the Ray Gas Storage Field, located in the Townships of Ray and Armada, Macomb County, Michigan; in the Lenox Gas Storage Field, located in the Townships of Lenox and Chesterfield, Macomb County, Michigan; in the Ira Gas Storage Field, located in the Township of Ira, St. Clair County, Michigan; in the Puttygut Gas Storage Field, located in the Township of Casco, St. Clair County, Michigan; in the Four Corners Gas Storage Field, located in the Townships of Casco, China, Cottrellville and Ira, St. Clair County, Michigan; in the Swan Creek Gas Storage Field, located in the Townships of Casco and Ira, St. Clair County, Michigan; and in the Hessen Gas Storage Field, located in the Townships of Casco and Columbus, St. Clair County, Michigan.

VII.

GAS TRANSMISSION LINES

All the gas transmission lines of the Company, constructed or otherwise acquired by it and not heretofore described in the Indenture or any supplement thereto and not heretofore released from the lien of the Indenture, including gas mains, pipes, pipelines, gates, valves, meters and other appliances and equipment, and all other property, real or personal, forming a

part of or appertaining to or used, occupied or enjoyed in connection with such transmission lines or any of them or adjacent thereto; together with all real property, right of way, easements, permits, privileges, franchises and rights for or relating to the construction, maintenance or operation thereof, through, over, under or upon any private property or any public streets or highways, within as well as without the corporate limits of any municipal corporation.

VIII.

GAS DISTRIBUTION SYSTEMS

All the gas distribution systems of the Company, constructed or otherwise acquired by it and not heretofore described in the Indenture or any supplement thereto and not heretofore released from the lien of the Indenture, including tunnels, conduits, gas mains and pipes, service pipes, fittings, gates, valves, connections, meters and other appliances and equipment, and all other property, real or personal, forming a part of or appertaining to or used, occupied or enjoyed in connection with such distribution systems or any of them or adjacent thereto; together with all real property, rights of way, easements, permits, privileges, franchises, grants and rights, for or relating to the construction, maintenance or operation thereof, through, over, under or upon any private property or any public streets or highways within as well as without the corporate limits of any municipal corporation.

IX.

OFFICE BUILDINGS, SERVICE BUILDINGS, GARAGES, ETC.

All office, garage, service and other buildings of the Company, wherever located, in the State of Michigan, constructed or otherwise acquired by it and not heretofore described in the Indenture or any supplement thereto and not heretofore released from the lien of the Indenture, together with the land on which the same are situated and all easements, rights of way and appurtenances to said lands, together with all furniture and fixtures located in said buildings.

X.

TELEPHONE PROPERTIES AND
RADIO COMMUNICATION EQUIPMENT

All telephone lines, switchboards, systems and equipment of the Company, constructed or otherwise acquired by it and not heretofore described in the Indenture or any supplement thereto and not heretofore released from the lien of the Indenture, used or available for use in the operation of its properties, and all other property, real or personal, forming a part of or appertaining to or used, occupied or enjoyed in connection with such telephone properties or any of them or adjacent thereto; together with all real estate, rights of way, easements, permits, privileges, franchises, property, devices or rights related to the dispatch, transmission, reception or reproduction of messages, communications, intelligence, signals, light, vision or sound by electricity, wire or otherwise, including all telephone equipment installed in buildings used as general and regional offices, substations and generating stations and all telephone lines erected on towers and poles; and all radio communication equipment of the Company, together with all

property, real or personal (except any in the Indenture expressly excepted), fixed stations, towers, auxiliary radio buildings and equipment, and all appurtenances used in connection therewith, wherever located, in the State of Michigan.

XI.

OTHER REAL PROPERTY

All other real property of the Company and all interests therein, of every nature and description (except any in the Indenture expressly excepted) wherever located, in the State of Michigan, acquired by it and not heretofore described in the Indenture or any supplement thereto and not heretofore released from the lien of the Indenture. Such real property includes but is not limited to the following described property, such property is subject to any interests that were excepted or reserved in the conveyance to the Company:

ALCONA COUNTY

Certain land in Caledonia Township, Alcona County, Michigan described as:

The East 330 feet of the South 660 feet of the SW 1/4 of the SW 1/4 of Section 8, T28N, R8E, except the West 264 feet of the South 330 feet thereof; said land being more particularly described as follows: To find the place of beginning of this description, commence at the Southwest corner of said section, run thence East along the South line of said section 1243 feet to the place of beginning of this description, thence continuing East along said South line of said section 66 feet to the West 1/8 line of said section, thence N 02 degrees 09’ 30” E along the said West 1/8 line of said section 660 feet, thence West 330 feet, thence S 02 degrees 09’ 30” W, 330 feet, thence East 264 feet, thence S 02 degrees 09’ 30” W, 330 feet to the place of beginning.

ALLEGAN COUNTY

Certain land in Lee Township, Allegan County, Michigan described as:

The NE 1/4 of the NW 1/4 of Section 16, T1N, R15W.

ALPENA COUNTY

Certain land in Wilson and Green Townships, Alpena County, Michigan described as:

All that part of the S’ly 1/2 of the former Boyne City-Gaylord and Alpena Railroad right of way, being the Southerly 50 feet of a 100 foot strip of land formerly occupied by said Railroad, running from the East line of Section 31, T31N, R7E, Southwesterly across said Section 31 and Sections 5 and 6 of T30N, R7E and Sections 10, 11 and the E 1/2 of Section 9, except the West 1646 feet thereof, all in T30N, R6E.

ANTRIM COUNTY

Certain land in Mancelona Township, Antrim County, Michigan described as:

The S 1/2 of the NE 1/4 of Section 33, T29N, R6W, excepting therefrom all mineral, coal, oil and gas and such other rights as were reserved unto the State of Michigan in that certain deed running from the State of Michigan to August W. Schack and Emma H. Schack, his wife, dated April 15, 1946 and recorded May 20, 1946 in Liber 97 of Deeds on page 682 of Antrim County Records.

ARENAC COUNTY

Certain land in Standish Township, Arenac County, Michigan described as:

A parcel of land in the SW 1/4 of the NW 1/4 of Section 12, T18N, R4E, described as follows: To find the place of beginning of said parcel of land, commence at the Northwest corner of Section 12, T18N, R4E; run thence South along the West line of said section, said West line of said section being also the center line of East City Limits Road 2642.15 feet to the W 1/4 post of said section and the place of beginning of said parcel of land; running thence N 88 degrees 26' 00" E along the East and West 1/4 line of said section, 660.0 feet; thence North parallel with the West line of said section, 310.0 feet; thence S 88 degrees 26' 00" W, 330.0 feet; thence South parallel with the West line of said section, 260.0 feet; thence S 88 degrees 26' 00" W, 330.0 feet to the West line of said section and the center line of East City Limits Road; thence South along the said West line of said section, 50.0 feet to the place of beginning.

BARRY COUNTY

Certain land in Johnstown Township, Barry County, Michigan described as:

A strip of land 311 feet in width across the SW 1/4 of the NE 1/4 of Section 31, T1N, R8W, described as follows: To find the place of beginning of this description, commence at the E ¼ post of said section; run thence N 00 degrees 55' 00" E along the East line of said section, 555.84 feet; thence N 59 degrees 36' 20" W, 1375.64 feet; thence N 88 degrees 30' 00" W, 130 feet to a point on the East 1/8 line of said section and the place of beginning of this description; thence continuing N 88 degrees 30' 00" W, 1327.46 feet to the North and South 1/4 line of said section; thence S 00 degrees 39'35" W along said North and South 1/4 line of said section, 311.03 feet to a point, which said point is 952.72 feet distant N'ly from the East and West 1/4 line of said section as measured along said North and South 1/4 line of said section; thence S 88 degrees 30' 00" E, 1326.76 feet to the East 1/8 line of said section; thence N 00 degrees 47' 20" E along said East 1/8 line of said section, 311.02 feet to the place of beginning.

BAY COUNTY

Certain land in Frankenlust Township, Bay County, Michigan described as:

The South 250 feet of the N 1/2 of the W 1/2 of the W 1/2 of the SE 1/4 of Section 9, T13N, R4E.

BENZIE COUNTY

Certain land in Benzonia Township, Benzie County, Michigan described as:

A parcel of land in the Northeast 1/4 of Section 7, Township 26 North, Range 14 West, described as beginning at a point on the East line of said Section 7, said point being 320 feet North measured along the East line of said section from the East 1/4 post; running thence West 165 feet; thence North parallel with the East line of said section 165 feet; thence East 165 feet to the East line of said section; thence South 165 feet to the place of beginning.

BRANCH COUNTY

Certain land in Girard Township, Branch County, Michigan described as:

A parcel of land in the NE 1/4 of Section 23 T5S, R6W, described as beginning at a point on the North and South quarter line of said section at a point 1278.27 feet distant South of the North quarter post of said section, said distance being measured along the North and South quarter line of said section, running thence S89 degrees21'E 250 feet, thence North along a line parallel with the said North and South quarter line of said section 200 feet, thence N89 degrees 21'W 250 feet to the North and South quarter line of said section, thence South along said North and South quarter line of said section 200 feet to the place of beginning.

CALHOUN COUNTY

Certain land in Convis Township, Calhoun County, Michigan described as:

A parcel of land in the SE 1/4 of the SE 1/4 of Section 32, T1S, R6W, described as follows: To find the place of beginning of this description, commence at the Southeast corner of said section; run thence North along the East line of said section 1034.32 feet to the place of beginning of this description; running thence N 89 degrees 39' 52" W, 333.0 feet; thence North 290.0 feet to the South 1/8 line of said section; thence S 89 degrees 39' 52" E along said South 1/8 line of said section 333.0 feet to the East line of said section; thence South along said East line of said section 290.0 feet to the place of beginning. (Bearings are based on the East line of Section 32, T1S, R6W, from the Southeast corner of said section to the Northeast corner of said section assumed as North.)

CASS COUNTY

Certain easement rights located across land in Marcellus Township, Cass County, Michigan described as:

The East 6 rods of the SW 1/4 of the SE 1/4 of Section 4, T5S, R13W.

CHARLEVOIX COUNTY

Certain land in South Arm Township, Charlevoix County, Michigan described as:

A parcel of land in the SW 1/4 of Section 29, T32N, R7W, described as follows: Beginning at the Southwest corner of said section and running thence North along the West line of said section 788.25 feet to a point which is 528 feet distant South of the South 1/8 line of said section as measured along the said West line of said section; thence N 89 degrees 30' 19" E, parallel with said South 1/8 line of said section 442.1 feet; thence South 788.15 feet to the South line of said section; thence S 89 degrees 29' 30" W, along said South line of said section 442.1 feet to the place of beginning.

CHEBOYGAN COUNTY

Certain land in Inverness Township, Cheboygan County, Michigan described as:

A parcel of land in the SW frl 1/4 of Section 31, T37N, R2W, described as beginning at the Northwest corner of the SW frl 1/4, running thence East on the East and West quarter line of said Section, 40 rods, thence South parallel to the West line of said Section 40 rods, thence West 40 rods to the West line of said Section, thence North 40 rods to the place of beginning.

CLARE COUNTY

Certain land in Frost Township, Clare County, Michigan described as:

The East 150 feet of the North 225 feet of the NW 1/4 of the NW 1/4 of Section 15, T20N, R4W.

CLINTON COUNTY

Certain land in Watertown Township, Clinton County, Michigan described as:

The NE 1/4 of the NE 1/4 of the SE 1/4 of Section 22, and the North 165 feet of the NW 1/4 of the NE 1/4 of the SE 1/4 of Section 22, T5N, R3W.

CRAWFORD COUNTY

Certain land in Lovells Township, Crawford County, Michigan described as:

A parcel of land in Section 1, T28N, R1W, described as: Commencing at NW corner said section; thence South 89 degrees53’30” East along North section line 105.78 feet to point of beginning; thence South 89 degrees53’30” East along North section line 649.64 feet; thence South 55 degrees 42’30” East 340.24 feet; thence South 55 degrees 44’ 37”“ East 5,061.81 feet to the East section line; thence South 00 degrees 00’ 08”“ West along East section line 441.59 feet; thence North 55 degrees 44’ 37” West 5,310.48 feet; thence North 55 degrees 42’30” West 877.76 feet to point of beginning.

EATON COUNTY

Certain land in Eaton Township, Eaton County, Michigan described as:

A parcel of land in the SW 1/4 of Section 6, T2N, R4W, described as follows: To find the place of beginning of this description commence at the Southwest corner of said section; run thence N 89 degrees 51’ 30” E along the South line of said section 400 feet to the place of beginning of this description; thence continuing N 89 degrees 51’ 30” E, 500 feet; thence N 00 degrees 50’ 00” W, 600 feet; thence S 89 degrees 51’ 30” W parallel with the South line of said section 500 feet; thence S 00 degrees 50’ 00” E, 600 feet to the place of beginning.

EMMET COUNTY

Certain land in Wawatam Township, Emmet County, Michigan described as:

The West 1/2 of the Northeast 1/4 of the Northeast 1/4 of Section 23, T39N, R4W.

GENESEE COUNTY

Certain land in Argentine Township, Genesee County, Michigan described as:

A parcel of land of part of the SW 1/4 of Section 8, T5N, R5E, being more particularly described as follows:

Beginning at a point of the West line of Duffield Road, 100 feet wide, (as now established) distant 829.46 feet measured N01 degrees42’56”W and 50 feet measured S88 degrees14’04”W from the South quarter corner, Section 8, T5N, R5E; thence S88 degrees14’04”W a distance of 550 feet; thence N01 degrees42’56”W a distance of 500 feet to a point on the North line of the South half of the Southwest quarter of said Section 8; thence N88 degrees14’04”E along the North line of South half of the Southwest quarter of said Section 8 a distance 550 feet to a point on the West line of Duffield Road, 100 feet wide (as now

established); thence S 01 degrees 42’56”E along the West line of said Duffield Road a distance of 500 feet to the point of beginning.

GLADWIN COUNTY

Certain land in Secord Township, Gladwin County, Michigan described as:

The East 400 feet of the South 450 feet of Section 2, T19N, R1E.

GRAND TRAVERSE COUNTY

Certain land in Mayfield Township, Grand Traverse County, Michigan described as:

A parcel of land in the Northwest 1/4 of Section 3, T25N, R11W, described as follows: Commencing at the Northwest corner of said section, running thence S 89 degrees19’15” E along the North line of said section and the center line of Clouss Road 225 feet, thence South 400 feet, thence N 89 degrees19’15” W 225 feet to the West line of said section and the center line of Hannah Road, thence North along the West line of said section and the center line of Hannah Road 400 feet to the place of beginning for this description.

GRATIOT COUNTY

Certain land in Fulton Township, Gratiot County, Michigan described as:

A parcel of land in the NE 1/4 of Section 7, Township 9 North, Range 3 West, described as beginning at a point on the North line of George Street in the Village of Middleton, which is 542 feet East of the North and South one-quarter (1/4) line of said Section 7; thence North 100 feet; thence East 100 feet; thence South 100 feet to the North line of George Street; thence West along the North line of George Street 100 feet to place of beginning.

HILLSDALE COUNTY

Certain land in Litchfield Village, Hillsdale County, Michigan described as:

Lot 238 of Assessors Plat of the Village of Litchfield.

HURON COUNTY

Certain easement rights located across land in Sebewaing Township, Huron County, Michigan described as:

The North 1/2 of the Northwest 1/4 of Section 15, T15N, R9E.

INGHAM COUNTY

Certain land in Vevay Township, Ingham County, Michigan described as:

A parcel of land 660 feet wide in the Southwest 1/4 of Section 7 lying South of the centerline of Sitts Road as extended to the North-South 1/4 line of said Section 7, T2N, R1W, more particularly described as follows: Commence at the Southwest corner of said Section 7, thence North along the West line of said Section 2502.71 feet to the centerline of Sitts Road; thence South 89 degrees54’45” East along said centerline 2282.38 feet to the place of beginning of this description; thence continuing South 89 degrees54’45” East along said centerline and said centerline extended 660.00 feet to the North-South 1/4 line of said section; thence South 00 degrees07’20” West 1461.71 feet; thence North 89 degrees34’58” West 660.00 feet; thence North 00 degrees07’20” East 1457.91 feet to the centerline of Sitts Road and the place of beginning.

IONIA COUNTY

Certain land in Sebewa Township, Ionia County, Michigan described as:

A strip of land 280 feet wide across that part of the SW 1/4 of the NE 1/4 of Section 15, T5N, R6W, described as follows:

To find the place of beginning of this description commence at the E 1/4 corner of said section; run thence N 00 degrees 05’ 38” W along the East line of said section, 1218.43 feet; thence S 67 degrees 18’ 24” W, 1424.45 feet to the East 1/8 line of said section and the place of beginning of this description; thence continuing S 67 degrees 18’ 24” W, 1426.28 feet to the North and South 1/4 line of said section at a point which said point is 105.82 feet distant N’ly of the center of said section as measured along said North and South 1/4 line of said section; thence N 00 degrees 04’ 47” E along said North and South 1/4 line of said section, 303.67 feet; thence N 67 degrees 18’ 24” E, 1425.78 feet to the East 1/8 line of said section; thence S 00 degrees 00’ 26” E along said East 1/8 line of said section, 303.48 feet to the place of beginning. (Bearings are based on the East line of Section 15, T5N, R6W, from the E 1/4 corner of said section to the Northeast corner of said section assumed as N 00 degrees 05’ 38” W.)

IOSCO COUNTY

Certain land in Alabaster Township, Iosco County, Michigan described as:

A parcel of land in the NW 1/4 of Section 34, T21N, R7E, described as follows: To find the place of beginning of this description commence at the N 1/4 post of said section; run thence South along the North and South 1/4 line of said section, 1354.40 feet to the place of beginning of this description; thence continuing South along the said North and South 1/4 line of said section, 165.00 feet to a point on the said North and South 1/4 line of said section which said point is 1089.00 feet distant North of the center of said section; thence West

440.00 feet; thence North 165.00 feet; thence East 440.00 feet to the said North and South 1/4 line of said section and the place of beginning.

ISABELLA COUNTY

Certain land in Chippewa Township, Isabella County, Michigan described as:

The North 8 rods of the NE 1/4 of the SE 1/4 of Section 29, T14N, R3W.

JACKSON COUNTY

Certain land in Waterloo Township, Jackson County, Michigan described as:

A parcel of land in the North fractional part of the N fractional 1/2 of Section 2, T1S, R2E, described as follows: To find the place of beginning of this description commence at the E 1/4 post of said section; run thence N 01 degrees 03' 40" E along the East line of said section 1335.45 feet to the North 1/8 line of said section and the place of beginning of this description; thence N 89 degrees 32' 00" W, 2677.7 feet to the North and South 1/4 line of said section; thence S 00 degrees 59' 25" W along the North and South 1/4 line of said section 22.38 feet to the North 1/8 line of said section; thence S 89 degrees 59' 10" W along the North 1/8 line of said section 2339.4 feet to the center line of State Trunkline Highway M-52; thence N 53 degrees 46' 00" W along the center line of said State Trunkline Highway 414.22 feet to the West line of said section; thence N 00 degrees 55' 10" E along the West line of said section 74.35 feet; thence S 89 degrees 32' 00" E, 5356.02 feet to the East line of said section; thence S 01 degrees 03' 40" W along the East line of said section 250 feet to the place of beginning.

KALAMAZOO COUNTY

Certain land in Alamo Township, Kalamazoo County, Michigan described as:

The South 350 feet of the NW 1/4 of the NW 1/4 of Section 16, T1S, R12W, being more particularly described as follows: To find the place of beginning of this description, commence at the Northwest corner of said section; run thence S 00 degrees 36' 55" W along the West line of said section 971.02 feet to the place of beginning of this description; thence continuing S 00 degrees 36' 55" W along said West line of said section 350.18 feet to the North 1/8 line of said section; thence S 87 degrees 33' 40" E along the said North 1/8 line of said section 1325.1 feet to the West 1/8 line of said section; thence N 00 degrees 38' 25" E along the said West 1/8 line of said section 350.17 feet; thence N 87 degrees 33' 40" W, 1325.25 feet to the place of beginning.

KALKASKA COUNTY

Certain land in Kalkaska Township, Kalkaska County, Michigan described as:

The NW 1/4 of the SW 1/4 of Section 4, T27N, R7W, excepting therefrom all mineral, coal, oil and gas and such other rights as were reserved unto the State of Michigan in that certain deed running from the Department of Conservation for the State of Michigan to George Welker and Mary Welker, his wife, dated October 9, 1934 and recorded December 28, 1934 in Liber 39 on page 291 of Kalkaska County Records, and subject to easement for pipeline purposes as granted to Michigan Consolidated Gas Company by first party herein on April 4, 1963 and recorded June 21, 1963 in Liber 91 on page 631 of Kalkaska County Records.

KENT COUNTY

Certain land in Caledonia Township, Kent County, Michigan described as:

A parcel of land in the Northwest fractional 1/4 of Section 15, T5N, R10W, described as follows: To find the place of beginning of this description commence at the North 1/4 corner of said section, run thence S 0 degrees 59' 26" E along the North and South 1/4 line of said section 2046.25 feet to the place of beginning of this description, thence continuing S 0 degrees 59' 26" E along said North and South 1/4 line of said section 332.88 feet, thence S 88 degrees 58' 30" W 2510.90 feet to a point herein designated "Point A" on the East bank of the Thornapple River, thence continuing S 88 degrees 53' 30" W to the center thread of the Thornapple River, thence NW'ly along the center thread of said Thornapple River to a point which said point is S 88 degrees 58' 30" W of a point on the East bank of the Thornapple River herein designated "Point B", said "Point B" being N 23 degrees 41' 35" W 360.75 feet from said above-described "Point A", thence N 88 degrees 58' 30" E to said "Point B", thence continuing N 88 degrees 58' 30" E 2650.13 feet to the place of beginning. (Bearings are based on the East line of Section 15, T5N, R10W between the East 1/4 corner of said section and the Northeast corner of said section assumed as N 0 degrees 59' 55" W.)

LAKE COUNTY

Certain land in Pinora and Cherry Valley Townships, Lake County, Michigan described as:

A strip of land 50 feet wide East and West along and adjoining the West line of highway on the East side of the North 1/2 of Section 13 T18N, R12W. Also a strip of land 100 feet wide East and West along and adjoining the East line of the highway on the West side of following described land: The South 1/2 of NW 1/4, and the South 1/2 of the NW 1/4 of the SW 1/4, all in Section 6, T18N, R11W.

LAPEER COUNTY

Certain land in Hadley Township, Lapeer County, Michigan described as:

The South 825 feet of the W 1/2 of the SW 1/4 of Section 24, T6N, R9E, except the West 1064 feet thereof.

LEELANAU COUNTY

Certain land in Cleveland Township, Leelanau County, Michigan described as:

The North 200 feet of the West 180 feet of the SW 1/4 of the SE 1/4 of Section 35, T29N, R13W.

LENAWEE COUNTY

Certain land in Madison Township, Lenawee County, Michigan described as:

A strip of land 165 feet wide off the West side of the following described premises: The E 1/2 of the SE 1/4 of Section 12. The E 1/2 of the NE 1/4 and the NE 1/4 of the SE 1/4 of Section 13, being all in T7S, R3E, excepting therefrom a parcel of land in the E 1/2 of the SE 1/4 of Section 12, T7S, R3E, beginning at the Northwest corner of said E 1/2 of the SE 1/4 of Section 12, running thence East 4 rods, thence South 6 rods, thence West 4 rods, thence North 6 rods to the place of beginning.

LIVINGSTON COUNTY

Certain land in Cohoctah Township, Livingston County, Michigan described as:

Parcel 1

The East 390 feet of the East 50 rods of the SW 1/4 of Section 30, T4N, R4E.

Parcel 2

A parcel of land in the NW 1/4 of Section 31, T4N, R4E, described as follows: To find the place of beginning of this description commence at the N 1/4 post of said section; run thence N 89 degrees 13’ 06” W along the North line of said section, 330 feet to the place of beginning of this description; running thence S 00 degrees 52’ 49” W, 2167.87 feet; thence N 88 degrees 59’ 49” W, 60 feet; thence N 00 degrees 52’ 49” E, 2167.66 feet to the North line of said section; thence S 89 degrees 13’ 06” E along said North line of said section, 60 feet to the place of beginning.

MACOMB COUNTY

Certain land in Macomb Township, Macomb County, Michigan described as:

A parcel of land commencing on the West line of the E 1/2 of the NW 1/4 of fractional Section 6, 20 chains South of the NW corner of said E 1/2 of the NW 1/4 of Section 6; thence South on said West line and the East line of A. Henry Kotner's Hayes Road Subdivision #15, according to the recorded plat thereof, as recorded in Liber 24 of Plats, on page 7, 24.36 chains to the East and West 1/4 line of said Section 6; thence East on said East and West 1/4 line 8.93 chains; thence North parallel with the said West line of the E 1/2 of the NW 1/4 of Section 6, 24.36 chains; thence West 8.93 chains to the place of beginning, all in T3N, R13E.

MANISTEE COUNTY

Certain land in Manistee Township, Manistee County, Michigan described as:

A parcel of land in the SW 1/4 of Section 20, T22N, R16W, described as follows: To find the place of beginning of this description, commence at the Southwest corner of said section; run thence East along the South line of said section 832.2 feet to the place of beginning of this description; thence continuing East along said South line of said section 132 feet; thence North 198 feet; thence West 132 feet; thence South 198 feet to the place of beginning, excepting therefrom the South 2 rods thereof which was conveyed to Manistee Township for highway purposes by a Quitclaim Deed dated June 13, 1919 and recorded July 11, 1919 in Liber 88 of Deeds on page 638 of Manistee County Records.

MASON COUNTY

Certain land in Riverton Township, Mason County, Michigan described as:

Parcel 1: The South 10 acres of the West 20 acres of the S 1/2 of the NE 1/4 of Section 22, T17N, R17W.

Parcel 2: A parcel of land containing 4 acres of the West side of highway, said parcel of land being described as commencing 16 rods South of the Northwest corner of the NW 1/4 of the SW ¼ of Section 22, T17N, R17W, running thence South 64 rods, thence NE'ly and N'ly and NW'ly along the W'ly line of said highway to the place of beginning, together with any and all right, title, and interest of Howard C. Wicklund and Katherine E. Wicklund in and to that portion of the hereinbefore mentioned highway lying adjacent to the E'ly line of said above described land.

MECOSTA COUNTY

Certain land in Wheatland Township, Mecosta County, Michigan described as:

A parcel of land in the SW 1/4 of the SW 1/4 of Section 16, T14N, R7W, described as beginning at the Southwest corner of said section; thence East along the South line of Section 133 feet; thence North parallel to the West section line 133 feet; thence West 133 feet to the West line of said Section; thence South 133 feet to the place of beginning.

MIDLAND COUNTY

Certain land in Ingersoll Township, Midland County, Michigan described as:

The West 200 feet of the W 1/2 of the NE 1/4 of Section 4, T13N, R2E.

MISSAUKEE COUNTY

Certain land in Norwich Township, Missaukee County, Michigan described as:

A parcel of land in the NW 1/4 of the NW 1/4 of Section 16, T24N, R6W, described as follows: Commencing at the Northwest corner of said section, running thence N 89 degrees 01’ 45” E along the North line of said section 233.00 feet; thence South 233.00 feet; thence S 89 degrees 01’ 45” W, 233.00 feet to the West line of said section; thence North along said West line of said section 233.00 feet to the place of beginning. (Bearings are based on the West line of Section 16, T24N, R6W, between the Southwest and Northwest corners of said section assumed as North.)

MONROE COUNTY

Certain land in Whiteford Township, Monroe County, Michigan described as:

A parcel of land in the SW1/4 of Section 20, T8S, R6E, described as follows: To find the place of beginning of this description commence at the S 1/4 post of said section; run thence West along the South line of said section 1269.89 feet to the place of beginning of this description; thence continuing West along said South line of said section 100 feet; thence N 00 degrees 50’ 35” E, 250 feet; thence East 100 feet; thence S 00 degrees 50’ 35” W parallel with and 16.5 feet distant W’ly of as measured perpendicular to the West 1/8 line of said section, as occupied, a distance of 250 feet to the place of beginning.

MONTCALM COUNTY

Certain land in Crystal Township, Montcalm County, Michigan described as:

The N 1/2 of the S 1/2 of the SE 1/4 of Section 35, T10N, R5W.

MONTMORENCY COUNTY

Certain land in the Village of Hillman, Montmorency County, Michigan described as:

Lot 14 of Hillman Industrial Park, being a subdivision in the South 1/2 of the Northwest 1/4 of Section 24, T31N, R4E, according to the plat thereof recorded in Liber 4 of Plats on Pages 32-34, Montmorency County Records.

MUSKEGON COUNTY

Certain land in Casnovia Township, Muskegon County, Michigan described as:

The West 433 feet of the North 180 feet of the South 425 feet of the SW 1/4 of Section 3, T10N, R13W.

NEWAYGO COUNTY

Certain land in Ashland Township, Newaygo County, Michigan described as:

The West 250 feet of the NE 1/4 of Section 23, T11N, R13W.

OAKLAND COUNTY

Certain land in Wixcom City, Oakland County, Michigan described as:

The E 75 feet of the N 160 feet of the N 330 feet of the W 526.84 feet of the NW 1/4 of the NW 1/4 of Section 8, T1N, R8E, more particularly described as follows: Commence at the NW corner of said Section 8, thence N 87 degrees 14’ 29” E along the North line of said Section 8 a distance of 451.84 feet to the place of beginning for this description; thence continuing N 87 degrees 14’ 29” E along said North section line a distance of 75.0 feet to the East line of the West 526.84 feet of the NW 1/4 of the NW 1/4 of said Section 8; thence S 02 degrees 37’ 09” E along said East line a distance of 160.0 feet; thence S 87 degrees 14’ 29” W a distance of 75.0 feet; thence N 02 degrees 37’ 09” W a distance of 160.0 feet to the place of beginning.

OCEANA COUNTY

Certain land in Crystal Township, Oceana County, Michigan described as:

The East 290 feet of the SE 1/4 of the NW 1/4 and the East 290 feet of the NE 1/4 of the SW 1/4, all in Section 20, T16N, R16W.

OGEMAW COUNTY

Certain land in West Branch Township, Ogemaw County, Michigan described as:

The South 660 feet of the East 660 feet of the NE 1/4 of the NE 1/4 of Section 33, T22N, R2E.

OSCEOLA COUNTY

Certain land in Hersey Township, Osceola County, Michigan described as:

A parcel of land in the North 1/2 of the Northeast 1/4 of Section 13, T17N, R9W, described as commencing at the Northeast corner of said Section; thence West along the North Section line 999 feet to the point of beginning of this description; thence S 01 degrees 54' 20" E 1327.12 feet to the North 1/8 line; thence S 89 degrees 17' 05" W along the North 1/8 line 330.89 feet; thence N 01 degrees 54' 20" W 1331.26 feet to the North Section line; thence East along the North Section line 331 feet to the point of beginning.

OSCODA COUNTY

Certain land in Comins Township, Oscoda County, Michigan described as:

The East 400 feet of the South 580 feet of the W 1/2 of the SW 1/4 of Section 15, T27N, R3E.

OTSEGO COUNTY

Certain land in Corwith Township, Otsego County, Michigan described as:

Part of the NW 1/4 of the NE 1/4 of Section 28, T32N, R3W, described as: Beginning at the N 1/4 corner of said section; running thence S 89 degrees 04' 06" E along the North line of said section, 330.00 feet; thence S 00 degrees 28' 43" E, 400.00 feet; thence N 89 degrees 04' 06" W, 330.00 feet to the North and South 1/4 line of said section; thence N 00 degrees 28' 43" W along the said North and South 1/4 line of said section, 400.00 feet to the point of beginning; subject to the use of the N'ly 33.00 feet thereof for highway purposes.

OTTAWA COUNTY

Certain land in Robinson Township, Ottawa County, Michigan described as:

The North 660 feet of the West 660 feet of the NE 1/4 of the NW 1/4 of Section 26, T7N, R15W.

PRESQUE ISLE COUNTY

Certain land in Belknap and Pulawski Townships, Presque Isle County, Michigan described as:

Part of the South half of the Northeast quarter, Section 24, T34N, R5E, and part of the Northwest quarter, Section 19, T34N, R6E, more fully described as: Commencing at the East ¼ corner of said Section 24; thence N 00 degrees15'47" E, 507.42 feet, along the East line of said Section 24 to the point of beginning; thence S 88 degrees15'36" W, 400.00 feet, parallel with the North 1/8 line of said Section 24; thence N 00 degrees15'47" E, 800.00 feet, parallel with said East line of Section 24; thence N 88 degrees15'36"E, 800.00 feet, along said North 1/8 line of Section 24 and said line extended; thence S 00 degrees15'47" W, 800.00 feet, parallel with said East line of Section 24; thence S 88 degrees15'36" W, 400.00 feet, parallel with said North 1/8 line of Section 24 to the point of beginning.

Together with a 33 foot easement along the West 33 feet of the Northwest quarter lying North of the North 1/8 line of Section 24, Belknap Township, extended, in Section 19, T34N, R6E.

ROSCOMMON COUNTY

Certain land in Gerrish Township, Roscommon County, Michigan described as:

A parcel of land in the NW 1/4 of Section 19, T24N, R3W, described as follows: To find the place of beginning of this description commence at the Northwest corner of said section, run thence East along the North line of said section 1,163.2 feet to the place of beginning of this description (said point also being the place of intersection of the West 1/8 line of said section with the North line of said section), thence S 01 degrees 01' E along said West 1/8 line 132 feet, thence West parallel with the North line of said section 132 feet, thence N 01 degrees 01' W parallel with said West 1/8 line of said section 132 feet to the North line of said section, thence East along the North line of said section 132 feet to the place of beginning.

SAGINAW COUNTY

Certain land in Chapin Township, Saginaw County, Michigan described as:

A parcel of land in the SW 1/4 of Section 13, T9N, R1E, described as follows: To find the place of beginning of this description commence at the Southwest corner of said section; run thence North along the West line of said section 1581.4 feet to the place of beginning of this description; thence continuing North along said West line of said section 230 feet to the center line of a creek; thence S 70 degrees 07' 00" E along said center line of said creek 196.78 feet; thence South 163.13 feet; thence West 185 feet to the West line of said section and the place of beginning.

SANILAC COUNTY

Certain easement rights located across land in Minden Township, Sanilac County, Michigan described as:

The Southeast 1/4 of the Southeast 1/4 of Section 1, T14N, R14E, excepting therefrom the South 83 feet of the East 83 feet thereof.

SHIAWASSEE COUNTY

Certain land in Burns Township, Shiawassee County, Michigan described as:

The South 330 feet of the E 1/2 of the NE 1/4 of Section 36, T5N, R4E.

ST. CLAIR COUNTY

Certain land in Ira Township, St. Clair County, Michigan described as:

The N 1/2 of the NW 1/4 of the NE 1/4 of Section 6, T3N, R15E.

ST. JOSEPH COUNTY

Certain land in Mendon Township, St. Joseph County, Michigan described as:

The North 660 feet of the West 660 feet of the NW 1/4 of SW 1/4, Section 35, T5S, R10W.

TUSCOLA COUNTY

Certain land in Millington Township, Tuscola County, Michigan described as:

A strip of land 280 feet wide across the East 96 rods of the South 20 rods of the N 1/2 of the SE 1/4 of Section 34, T10N, R8E, more particularly described as commencing at the Northeast corner of Section 3, T9N, R8E, thence S 89 degrees 55’ 35” W along the South line of said Section 34 a distance of 329.65 feet, thence N 18 degrees 11’ 50” W a distance of 1398.67 feet to the South 1/8 line of said Section 34 and the place of beginning for this description; thence continuing N 18 degrees 11’ 50” W a distance of 349.91 feet; thence N 89 degrees 57’ 01” W a distance of 294.80 feet; thence S 18 degrees 11’ 50” E a distance of 350.04 feet to the South 1/8 line of said Section 34; thence S 89 degrees 58’ 29” E along the South 1/8 line of said section a distance of 294.76 feet to the place of beginning.

VAN BUREN COUNTY

Certain land in Covert Township, Van Buren County, Michigan described as:

All that part of the West 20 acres of the N 1/2 of the NE fractional 1/4 of Section 1, T2S, R17W, except the West 17 rods of the North 80 rods, being more

particularly described as follows: To find the place of beginning of this description commence at the N 1/4 post of said section; run thence N 89 degrees 29’ 20” E along the North line of said section 280.5 feet to the place of beginning of this description; thence continuing N 89 degrees 29’ 20” E along said North line of said section 288.29 feet; thence S 00 degrees 44’ 00” E, 1531.92 feet; thence S 89 degrees 33’ 30” W, 568.79 feet to the North and South 1/4 line of said section; thence N 00 degrees 44’ 00” W along said North and South 1/4 line of said section 211.4 feet; thence N 89 degrees 29’ 20” E, 280.5 feet; thence N 00 degrees 44’ 00” W, 1320 feet to the North line of said section and the place of beginning.

WASHTENAW COUNTY

Certain land in Manchester Township, Washtenaw County, Michigan described as:

A parcel of land in the NE 1/4 of the NW 1/4 of Section 1, T4S, R3E, described as follows: To find the place of beginning of this description commence at the Northwest corner of said section; run thence East along the North line of said section 1355.07 feet to the West 1/8 line of said section; thence S 00 degrees 22’ 20” E along said West 1/8 line of said section 927.66 feet to the place of beginning of this description; thence continuing S 00 degrees 22’ 20” E along said West 1/8 line of said section 660 feet to the North 1/8 line of said section; thence N 86 degrees 36’ 57” E along said North 1/8 line of said section 660.91 feet; thence N 00 degrees22’ 20” W, 660 feet; thence S 86 degrees 36’ 57” W, 660.91 feet to the place of beginning.

WAYNE COUNTY

Certain land in Livonia City, Wayne County, Michigan described as:

Commencing at the Southeast corner of Section 6, T1S, R9E; thence North along the East line of Section 6 a distance of 253 feet to the point of beginning; thence continuing North along the East line of Section 6 a distance of 50 feet; thence Westerly parallel to the South line of Section 6, a distance of 215 feet; thence Southerly parallel to the East line of Section 6 a distance of 50 feet; thence easterly parallel with the South line of Section 6 a distance of 215 feet to the point of beginning.

WEXFORD COUNTY

Certain land in Selma Township, Wexford County, Michigan described as:

A parcel of land in the NW 1/4 of Section 7, T22N, R10W, described as beginning on the North line of said section at a point 200 feet East of the West line of said section, running thence East along said North section line 450 feet, thence South parallel with said West section line 350 feet, thence West parallel

with said North section line 450 feet, thence North parallel with said West section line 350 feet to the place of beginning.

SECTION 12. The Company is a transmitting utility under Section 9501(2) of the Michigan Uniform Commercial Code (M.C.L. 440.9501(2)) as defined in M.C.L. 440.9102(1)(aaaa).

IN WITNESS WHEREOF, said Consumers Energy Company has caused this Supplemental Indenture to be executed in its corporate name by its Chairman of the Board, President, a Vice President or its Treasurer, and said The Bank of New York Mellon, as Trustee as aforesaid, to evidence its acceptance hereof, has caused this Supplemental Indenture to be executed in its corporate name by a Vice President, in several counterparts, all as of the day and year first above written.

CONSUMERS ENERGY COMPANY

By: /s/ Jason M. Shore
Name: Jason M. Shore
Title: Vice President and Treasurer

STATE OF MICHIGAN)
ss.
COUNTY OF JACKSON)

The foregoing instrument was acknowledged before me this 28th day of November, 2025, by Jason M. Shore, Vice President and Treasurer of CONSUMERS ENERGY COMPANY, a Michigan corporation, on behalf of the corporation.

/s/ Lindsey White
Lindsey White, Notary Public
State of Michigan, County of Ingham
My Commissions Expires: February 25, 2027
Acting in the County of Jackson

[SEAL]

THE BANK OF NEW YORK MELLON, AS TRUSTEE

By: /s/ Melissa Matthews
Name: Melissa Matthews
Title: Vice President

STATE OF NEW YORK)
ss.
COUNTY OF NEW YORK)

The foregoing instrument was acknowledged before me this 25th day of November 2025, Melissa Matthews, a Vice President of THE BANK OF NEW YORK MELLON, a New York banking corporation, on behalf of the bank, as trustee.

/s/ Rafal Bar
Rafal Bar, Notary Public
NOTARY PUBLIC, STATE OF NEW YORK
Registration No. 01BA6293822
Qualified in Kings County
My Commission Expires: 01/31/2026

[SEAL]

Prepared by:
Melissa M. Gleespen
One Energy Plaza, EP12-246
Jackson, MI 49201

When recorded, return to:
Consumers Energy Company
Attn: Lindsey White
One Energy Plaza
Jackson, MI 49201

BEFORE THE UNITED STATES DEPARTMENT OF ENERGY

Federal Power Act Section 202(c) Emergency Order: Midcontinent Independent System Operator (MISO)	)))))

Exhibit to
Motion to Intervene and Request for Rehearing and Stay of
Public Interest Organizations

Exhibit 160

RTO Insider Feb. 10, 2026 Article

NERC to OMS: Long-term Assessment not a Predictor of Risk

Listen to this story



A rendering of Invenergy's proposed 1.2-GW simple-cycle gas plant in Kenosha County, Wis. The project is in MISO's interconnection fast track. | *Invenergy*

Feb 10, 2026 | Amanda Durish Cook

NERC officials appeared before an Organization of *MISO* States board meeting in an attempt to quell regulators' discontent with MISO's "high-risk" label in the 2025 Long-Term Reliability Assessment.

The Takeaway

NERC told MISO state regulators that its Long-Term Reliability Assessment isn't a predictor of what's to come, though it's often construed that way.

"I think we understand your concerns," said NERC CEO James Robb, who referred to "anxiety" around the exclusion of MISO's interconnection queue fast track in the LTRA. He said the LTRA "is not a prediction in any way."

"It's a risk assessment," he told regulatory staff members at a Feb. 9 Organization of MISO States board meeting.

NERC *found* that by winter 2028/29, MISO would struggle with reliability under normal conditions. Some state regulators bristled at the designation and criticized the

assessment for not including MISO's expedited generator interconnection process and the projects in it.

Regulators also said NERC's conclusion essentially ignores that most MISO states must plan resources in accordance with state law and that MISO measures its reserve margins differently from in NERC assumptions. (See *MISO States Dispute 'High Risk' Designation from NERC*.)

Robb said this year's findings in the LTRA are a product of load growing faster than resources can be added or steadily dropping resource inventories. He said NERC is seeing "more and more" regions move into elevated reliability risk. "It's been growing and growing in severity," Robb said.

But over the years, he said, areas designated as "normal" in the LTRA have experienced emergency shortages while areas labeled "high risk" have pulled through difficult episodes.

Robb said the emergence of winter-peaking circumstances in the LTRA is due to an increasing deployment of solar generation suppressing the summer peak.

"Solar's a hell of a resource. It doesn't do a lot for you in winter," he said.

He also said NERC has in recent years found more limits overall with generators and resources that have become especially susceptible in winter.

John Moura, NERC director of reliability assessment and system analysis, explained the data collection deadline that left off generation proposals in MISO's interconnection queue fast lane. He said NERC must cut data collection off in summer to release the assessment. The deadline helps NERC understand which resources are firm and deliverable by transmission, Moura said.

Moura said time and again, NERC sees the most certain, "Tier 1" generation projects fail to meet stated in-service dates.

"So, expecting 20 GW and getting 10 GW. We really are seeing half the resources come in on time," Moura said. "It's not an indictment; it's not a prediction. We are trying to showcase the risk … to stimulate the action needed."

Moura said the industry is learning that the "individual, isolated planning that got us a long way is breaking down a bit." He said neighboring regions need to understand one another's systems more. NERC strives to provide a "bedrock," he said, by using consistent assumptions.

Wisconsin Public Service Commissioner Marcus Hawkins cautioned NERC officials about assuming all new load at speed is gospel. He pointed out that the utilities reporting load additions stand to benefit from the boosted demand. He told NERC to be careful “if all upstream assumptions are from people with vested interests.”

Michigan Public Service Commission Chair Dan Scripps said it feels like states in an RTO get “picked on” because even though most states in MISO are vertically integrated and have the same state-level mandates to maintain resource adequacy, they nevertheless are coded red.

South Dakota Public Utilities Commissioner Chris Nelson asked NERC officials if they think the LTRA is read as a prediction by the public.

Robb said it “certainly seems” the LTRA is construed that way “despite our best efforts.” He added NERC hopes to “raise the flag” about getting more infrastructure built, and “not the old-fashioned way.” He said grid expansion is going to take changes to permitting and siting processes.

MISO Senior Manager of Market Design Neil Shah said at a Feb. 10 Entergy Regional State Committee meeting that MISO is in contact with NERC to try to improve assumptions used in the LTRA.

Shah said including the generator interconnection express lane likely would “close the gap” in the NERC report. However, he said uncertainty remains due to the potential for more large loads claiming spots on the grid.

MISO expects the first projects from its expedited generator queue to come online in 2028, Shah said. Beyond that, Shah said “MISO is projecting higher rate of new resource additions in 2026” than have historically come online annually from 2022 to 2025.

“It incorporates a lot of things that we don’t necessarily agree with,” Bill Booth, a consultant to the Mississippi Public Service Commission, said of the assessment. He added that in addition to the expedited queue omission, NERC didn’t factor in the trio of coal plants in MISO kept online via the U.S. Department of Energy’s emergency orders under the Federal Power Act’s Section 202(c).

MISO Promotes Stakeholder Involvement in Reworking NERC RA Standard

Meanwhile, MISO has encouraged its stakeholders to participate in NERC’s development of a new energy assurance draft standard after it scrapped the first draft.

MISO’s Zhaoxia Xie said at the January Reliability Subcommittee meeting that stakeholders should get involved. The reliability corporation’s first draft of a proposed

planning energy assurance standard *failed* to get enough votes in support to advance. NERC's standard drafting team is assessing next steps and is planning a technical workshop Feb. 17 and meetups Feb. 18 and 19 to start revisions.

MISO regulators panned NERC's first attempt at a new resource adequacy standard over 2025. They said it would have infringed on states' grid planning authority. (See *MISO States Call NERC's Planned RA Standard Inappropriate*.)

NERC's original design would have had planning coordinators conducting their own Long-Term Energy Reliability Assessments using an unserved energy basis and reporting the results to NERC. Resource planners and transmission planners then would have to prove they developed corrective action plans — enforced by the ERO — to address "unacceptable" levels of reliability risks in long-term assessments.

"MISO is being open-minded and working with NERC to move along this effort," Xie said.

Minnesota Power's Tom Butz said it seems the NERC effort is entering "uncharted territory" and that a draft standard could be an opportunity to view system reliability in a new way. Butz asked that the RASC plan for "hands-on interplay" with the NERC docket as it's drafted.

Xie said MISO doesn't plan to schedule stakeholder discussion on the standard "because the project is not moving as fast" as originally thought.

MISO staff also said the RTO already covers or exceeds what the standard originally intended to include; they said even the draft standard wouldn't push its modeling into unfamiliar ground.

MISO | MRO | RELIABILITYRESOURCE ADEQUACY

KEYWORDSGENERATOR INTERCONNECTION PROCEDURESGENERATOR INTERCONNECTION QUEUEJIM ROBBLONG-TERM RELIABILITY ASSESSMENT (LTRA)MIDCONTINENT INDEPENDENT SYSTEM OPERATOR (MISO)NORTH AMERICAN ELECTRIC RELIABILITY CORP. (NERC)ORGANIZATION OF MISO STATES (OMS)

Bookmark Gift Article

—

AMANDA DURISH COOK
MISO's 3rd Expedited Queue: 8 GW of Gas and Batteries

MORE FROM THIS AUTHOR →

We Recommend

1

Duke Files Settlements in Carolinas on Proposed Utility Combination

Mar 10, 2026Company NewsJames Downing

2

MISO's 3rd Expedited Queue: 8 GW of Gas and Batteries

Mar 10, 2026MISOAmanda Durish Cook

3

EIA Expects No Impact on Domestic Natural Gas Prices from Iran Conflict

Mar 10, 2026ResourcesJames Downing

4

SEIA, WoodMac Chart Whiplash in U.S. Solar Industry

Mar 10, 2026ResourcesJohn Cropley

5

Utilize the Grid Better to Save $100B+, New Coalition Urges

Mar 10, 2026Public PolicyJohn Cropley

Popular Stories

California's Anxiety is not About Seams; It's About Control

Mar 4, 2026MarketsStakeholder

MISO Opens 3rd Tx Project Review as Data Center Plans Conflict with Long-range Tx Timeline

Mar 4, 2026MISOAmanda Durish Cook

MISO, SPP Draft New Joint Portfolio that Could Run $3.6B

Mar 8, 2026MISOAmanda Durish Cook

BPA Job Posting Spurs Questions About Search for New Administrator

Mar 6, 2026CAISO/WEIMHenrik Nilsson

APS Would See Greater Savings in EDAM, Analysis Finds

Feb 25, 2026MarketsElaine Goodman

Industry Gatherings