

Project Scorecard - February 2011



Office of Management
Office of Engineering and Construction Management

Program	Contractor	Project Number	Project Title	Project Budget	Monthly Overall Assessment	Cost Performance	Schedule Performance
EERE	Alliance for Sustainable Energy, LLC	06-EE-01B	Research Support Facility (RSF) II	\$ 67,700,000	G	1.00	1.02
EERE	Alliance for Sustainable Energy, LLC	07-EE-01-1	Integrated Biorefinery Research Facility (IBRF) Stage 1	\$ 20,796,000	G	1.01	1.00
EERE	Alliance for Sustainable Energy, LLC	07-EE-01-2	Integrated Biorefinery Research Facility (IBRF) Stage 2	\$ 13,400,000	G	NA	NA
EERE	Alliance for Sustainable Energy, LLC	08-EE-02	South Table Mountain Site Infrastructure Zone I	\$ 7,324,000	G	NA	NA
EERE	Alliance for Sustainable Energy, LLC	09-EE-01	South Table Mountain Site Infrastructure Zone II	\$ 13,000,000	G	NA	NA
EERE	University of Tennessee-Battelle	10-EE-05002	Maximum Energy Efficiency Building (MAXLAB)	\$ 16,600,000	G	NA	NA
EM	Bechtel National Inc. (ORP)	01-D-416	Waste Treatment and Immobilization Plant (WTP)	\$ 12,263,000,000	Y	0.99	1.00
EM	Parsons Infrastructure & Technology Group, Inc.	05-D-405	Salt Waste Processing Facility (SWPF)	\$ 1,339,000,000	Y	0.94	0.96
EM	CH2M-WG Idaho, LLC (INL)	06-D-401	Sodium Bearing Waste Treatment (SBWT)	\$ 571,000,000	G	0.93	0.95
EM	Stanford University	CBC-SLAC-0030.R1	Soil and Water Remediation - SLAC 2	\$ 32,700,000	R	NR	NR
EM	University of Chicago-Argonne, LLC	CH-ANLE-0040.NEW.R1.1	Nuclear Facility D&D - ANL - East - Building 310	\$ 13,428,000	G	NA	NA
EM	University of Chicago-Argonne, LLC	CH-ANLE-0040.NEW.R1.2	Nuclear Facility D&D - ANL - East - Building 330	\$ 34,200,000	G	0.99	0.96

Program	Contractor	Project Number	Project Title	Project Budget	Monthly Overall Assessment	Cost Performance	Schedule Performance
EM	Brookhaven Science Associates, LLC	CH-BRNL-0040	Nuclear Facility D&D - Brookhaven Graphite Research Reactor (BGRR)	\$ 64,200,000	G	NR	NR
EM	Brookhaven Science Associates, LLC	CH-BRNL-0041	Nuclear Facility D&D - High Flux Beam Reactor (HFBR)	\$ 17,180,000	G	NA	NA
EM	CH2M-WG Idaho, LLC (INL)	ID-0030B.C1	Soil and Water Remediation - 2012 - Idaho	\$ 742,700,000	Y	1.22	1.07
EM	CH2M-WG Idaho, LLC (INL)	ID-0030B.R1.1	Soil and Groundwater Cleanup - Buried Waste	\$ 75,400,000	Y	1.11	1.00
EM	CH2M-WG Idaho, LLC (INL)	ID-0030B.R1.2	Soil and Groundwater Cleanup - In-Situ Grouting	\$ 22,700,000	Y	1.75	1.02
EM	CH2M-WG Idaho, LLC (INL)	ID-0040B	Nuclear Facility D&D - INL	\$ 796,400,000	Y	2.29	1.36
EM	CH2M Hill Constructors, Inc.	OH-MB-0013	Solid Waste Stabilization and Disposal - Miamisburg	\$ 170,000,000	G	NR	NR
EM	Accelerated Remediation Company, LLC (Miamisburg)	OH-MB-0030	Soil and Water Remediation - Environmental Restoration and Site Support - Miamisburg	\$ 54,600,000	G	NR	NR
EM	Accelerated Remediation Company, LLC (Miamisburg)	OH-MB-0031	Soil and Water Remediation - OU-1 Environmental Restoration and Site Support - Miamisburg	\$ 43,000,000	G	NR	NR
EM	Accelerated Remediation Company, LLC (Miamisburg)	OH-MB-0031.NEW.R1	Soil and Water Remediation - OU-1	\$ 19,700,000	G	NA	NA
EM	CH2M Hill Constructors, Inc.	OH-MB-0040	Nuclear Facility D&D - Miamisburg	\$ 152,600,000	G	NR	NR
EM	West Valley Environmental Services Co.	OH-WV-0040.C1	Nuclear Facility D&D Main Plant D&D	\$ 46,000,000	G	0.97	0.95
EM	Isotek Systems, LLC	OR-0011Z.C1	U-233 Disposition Project - Building 3019	\$ 239,722,000	R	0.94	0.99
EM	Bechtel Jacobs Co., LLC (Oak Ridge)	OR-0040.C1	K-25 D&D	\$ 479,400,000	Y	1.12	1.00
EM	Bechtel Jacobs Co., LLC (Oak Ridge)	OR-0040.C2	Zone 1 Remedial Actions	\$ 18,900,000	G	NA	NA
EM	Bechtel Jacobs Co., LLC (Oak Ridge)	OR-0040.C3	ETTP Main Plant	\$ 18,900,000	G	NA	NA

Program	Contractor	Project Number	Project Title	Project Budget	Monthly Overall Assessment	Cost Performance	Schedule Performance
EM	Bechtel Jacobs Co., LLC (Oak Ridge)	OR-0040.R1.1	K-27 Demolition Preparation	\$ 27,000,000	G	0.94	1.00
EM	LATA-Sharp Remediation Services, LLC (Oak Ridge)	OR-0040.R1.2	K-33 Demolition	\$ 65,000,000	G	NA	NA
EM	Bechtel Jacobs Co., LLC (Oak Ridge)	OR-0041.C1	Cell 6 Expansion	\$ 31,000,000	G	1.32	1.02
EM	B&W Technical Services Y-12, LLC	OR-0041.NEW.R1.2	Biology Complex Decontamination and Decommissioning	\$ 30,000,000	G	1.18	1.09
EM	Bechtel Jacobs Co., LLC (Oak Ridge)	OR-0041.R1.4	Disposal Facility Expansion - Sanitary Landfill (ORR Landfill)	\$ 11,000,000	G	NA	NA
EM	University of Tennessee-Battelle	OR-0042.NEW.R2.2	ORNL Non-Defense Facility Demolition (2000 Complex D&D)	\$ 13,000,000	G	NA	NA
EM	University of Tennessee-Battelle	OR-0042.R1.2	ORNL Defense Facility Demolition Bldg 3026	\$ 13,000,000	G	NA	NA
EM	Bechtel Jacobs Co., LLC (Oak Ridge)	OR-0042.R1.3	ORNL Defense Remedial Actions (Corehole 8 and MV Sentinel Wells)	\$ 47,500,000	G	1.06	0.97
EM	Security & Ecology Corp.	OR-0042.R1.4	Facility Demolition-Hot Cells	\$ 14,500,000	G	NA	NA
EM	LATA - Sharp Remediation Services, LLC (Oak Ridge)	OR-0042.R1.5	Bethel Valley Burial Grounds	\$ 17,543,095	G	NA	NA
EM	Security & Ecology Corp.	OR-0042.R1.6	Facility Demolition - Small Facilities	\$ 11,400,000	G	NA	NA
EM	Washington River Protection Solutions, LLC	ORP-0014.R1.5	Waste Feed Transfer Lines Upgrades	\$ 17,900,000	G	NA	NA
EM	Paducah Remediation Services, LLC	PA-0040.C	Nuclear Facility D&D - Paducah Gaseous Diffusion Plant	\$ 37,400,000	G	0.99	0.91
EM	Paducah Remediation Services, LLC	PA-0040.R1.2	C-340 Complex D&D	\$ 36,300,000	G	1.06	0.92
EM	Paducah Remediation Services, LLC	PA-0040.R1.3	C-746-A East End Smelter D&D	\$ 31,500,000	G	0.99	1.17
EM	CH2M Hill Plateau Remediation Company	RL-0011.R1	Plutonium Finishing (PFP) Plant Decontamination and Dismantlement	\$ 330,200,000	G	1.03	0.94




Program	Contractor	Project Number	Project Title	Project Budget	Monthly Overall Assessment	Cost Performance	Schedule Performance
EM	CH2M Hill Plateau Remediation Company	RL-0030.R1.1	Soil and Water Remediation (Groundwater and Vadose Zone)	\$ 181,600,000	R	1.00	0.97
EM	CH2M Hill Plateau Remediation Company	RL-0040.R1.1	U Plant/Other Decontamination and Dismantlement	\$ 256,500,000	G	1.10	0.97
EM	CH2M Hill Plateau Remediation Company	RL-0040.R1.2	Outer Zone Decontamination and Dismantlement	\$ 114,900,000	G	1.22	1.01
EM	Washington Closure Hanford, LLC	RL-0041.C1	Nuclear Facility D&D - River Corridor Closure Project	\$ 2,707,800,000	G	1.15	1.01
EM	CH2M Hill Plateau Remediation Company	RL-0041.R1.1	100K Area Remediation	\$ 202,700,000	G	1.01	0.99
EM	Washington Closure Hanford, LLC	RL-0041.R1.2	ERDF Cell Expansion	\$ 56,400,000	G	1.17	1.08
EM	Washington Closure Hanford, LLC	RL-0041.R1.3	Accelerated Remediation and Disposal	\$ 89,000,000	G	1.56	1.06
EM	Washington Closure Hanford, LLC	RL-0041.R1.4	Super Cell 10	\$ 35,800,000	G	1.44	1.77
EM	Washington Closure Hanford, LLC	RL-0041.R2	River Corridor Soil and Groundwater, 618-10 Trench Remediation	\$ 72,400,000	G	1.05	1.14
EM	Savannah River Remediation, LLC	SR-0014C.C3.1	Saltstone Disposal Unit 2	\$ 32,000,000	R	1.01	1.06
EM	Savannah River Remediation, LLC	SR-0014C.C3.2	Saltstone Disposal Units 3&5	\$ 76,500,000	G	0.99	0.93
EM	Savannah River Nuclear Solutions, LLC	SR-0030.R1.2	P Reactor Decommissioning	\$ 142,200,000	G	1.10	1.19
EM	Savannah River Nuclear Solutions, LLC	SR-0030.R1.3	P Ash Basin Remediation	\$ 30,000,000	G	1.36	1.00
EM	Savannah River Nuclear Solutions, LLC	SR-0030.R1.4	R Reactor Decommissioning	\$ 149,200,000	G	1.20	1.34
EM	Savannah River Nuclear Solutions, LLC	SR-0030.R1.5	R Ash Basin Remediation	\$ 11,800,000	G	NA	NA
EM	Savannah River Nuclear Solutions, LLC	SR-0030.R3.2	HWCTR Decommissioning	\$ 10,700,000	G	1.11	0.99

Program	Contractor	Project Number	Project Title	Project Budget	Monthly Overall Assessment	Cost Performance	Schedule Performance
EM	Los Alamos National Security, LLC	VL-LANL-0030.C1	Corrective Actions - Canon de Valle	\$ 52,900,000	Y	1.28	0.89
EM	Los Alamos National Security, LLC	VL-LANL-0030.R1.1	DP Site - MDA-B	\$ 110,500,000	R	0.76	0.82
EM	Los Alamos National Security, LLC	VL-LANL-0030.R1.2	Groundwater Wells	\$ 45,000,000	G	1.07	1.01
EM	Los Alamos National Security, LLC	VL-LANL-0040D.R1	D&D - TA-21	\$ 74,000,000	Y	0.87	0.94
EM	Accelerated Remediation Company, LLC & Washington	VL-SPRU-0040.C1	Nuclear Facility D&D - Special Process Research Unit	\$ 78,600,000	R	0.89	0.98
EM	Accelerated Remediation Company, LLC & Washington	VL-SPRU-0040.R1.1	Building G2 & H2 D&D	\$ 37,000,000	R	0.79	0.95
EM	Accelerated Remediation Company, LLC & Washington	VL-SPRU-0040.R1.2	Contaminated Soil Removal North Field	\$ 14,800,000	G	NA	NA
NA	Los Alamos National Security, LLC	04-D-125B	Chemistry & Metallurgy Research Facility Replacement Project (CMRR) - PHASE B Radiological Laboratory Utility Office Building (RLUOB) Equipment Installation	\$ 199,400,000	G	1.02	1.25
NA	National Security Technologies, LLC	04-D-128	Criticality Experiments Facility (CEF) (formerly TA-18 Mission Relocation)	\$ 149,615,417	R	0.97	1.00
NA	B&W Technical Services Y-12, LLC	05-D-170-2	Security Improvements Project (SIP)	\$ 71,663,000	Y	1.06	0.95
NA	Los Alamos National Security, LLC	08-D-701	Nuclear Materials Safeguards and Security Upgrades Project (NMSSUP) Phase II	\$ 245,166,000	Y	0.98	0.87
NA	B&W Pantex, LLC	08-D-801	High Pressure Fire Loop (HPFL)	\$ 42,360,000	G	1.19	1.03
NA	B&W Pantex, LLC	08-D-802	High Explosive Pressing Facility (HEPF)	\$ 116,040,000	R	NR	NR
NA	Sandia Corporation, a Lockheed Martin Co.	08-D-806	Ion Beam Laboratory	\$ 39,636,000	G	1.09	1.04
NA	BWXT Y-12, LLC	08-Y12MIE	Microwave Deployment	\$ 17,721,459	G	NA	NA
NA	BWXT Y-12, LLC	08-Y12MIE-1	Oven Consolidation	\$ 5,735,174	G	NA	NA

Program	Contractor	Project Number	Project Title	Project Budget	Monthly Overall Assessment	Cost Performance	Schedule Performance
NA	Sandia Corporation, a Lockheed Martin Co.	09-D-404	Test Capabilities Revitalization (Phase II)	\$ 52,000,000	R	NR	NR
NA	B&W Technical Services Y-12, LLC	10-D-501	Nuclear Facility Risk Reduction (NFRR)	\$ 75,796,000	G	1.06	0.96
NA	Los Alamos National Security, LLC	11-D-801A	TA-55 Infrastructure Reinvestment Project, TRP II (Phase A)	\$ 19,470,000	G	NA	NA
NA	Los Alamos National Security, LLC	11-D-801B	TA-55 Infrastructure Reinvestment, Phase II PHASE B	\$ 18,203,000	G	NA	NA
NA	Los Alamos National Security, LLC	17-XX-DD-XXX	Demolition of Building South Mesa (SM)-43	\$ 29,560,000	G	1.15	1.13
NA	Savannah River Nuclear Solutions, LLC	99-D-141-02	Waste Solidification Building (WSB)	\$ 344,455,000	Y	1.07	0.88
NA	Shaw AREVA MOX Services, LLC	99-D-143	Mixed Oxide Fuel Fabrication Facility (MOX)	\$ 4,860,000,000	Y	0.95	0.96
NA	Raytheon Systems Company	EWGPPZ1	Zheleznogorsk Plutonium Production Elimination Program	\$ 570,500,000	R	NR	NR
SC	Jefferson Science Associates, LLC	06-SC-01	12 GeV CEBAF Upgrade	\$ 310,000,000	G	0.97	1.01
SC	Battelle Memorial Institute	07-SC-05	Physical Sciences Facility (PSF)	\$ 224,000,000	G	1.00	1.00
SC	Brookhaven Science Associates, LLC	07-SC-06	National Synchrotron Light Source-II (NSLS-II)	\$ 912,000,000	G	1.02	0.98
SC	University of Tennessee-Battelle	07SING2	SNS Instruments - Next Generation II	\$ 60,000,000	G	1.01	0.99
SC	University of Tennessee-Battelle	08-SC-71	Modernization of Laboratory Facilities	\$ 96,300,000	G	1.01	0.98
SC	University of California-LBNL	09-SC-72	Seismic Safety Phase 2	\$ 97,080,000	G	1.02	0.99
SC	Brookhaven Science Associates, LLC	09-SC-73	Interdisciplinary Science Building - Phase I	\$ 66,800,000	G	1.02	1.00
SC	Jefferson Science Associates, LLC	09-SC-74	Technology & Engineering Development Facility (TEDF)	\$ 73,200,000	G	1.06	1.11

Program	Contractor	Project Number	Project Title	Project Budget	Monthly Overall Assessment	Cost Performance	Schedule Performance
SC	University of California-LBNL	09-SC-HEP-BELLA	Advanced Plasma Accelerator Facility (ATAF)-BELLA	\$ 27,218,000	G	1.07	0.91
SC	Stanford University	10-SC-70	Research Support Building (RSB) & Infrastructure Modernization Project	\$ 97,400,000	G	1.00	1.00
SC	Fermi Research Alliance, LLC	10-SC-71	Energy Sciences Building	\$ 96,000,000	G	1.04	1.00
SC	Brookhaven Science Associates, LLC	10-SC-72	Renovate Science Labs-Phase II (RSL-II)	\$ 50,800,000	G	1.11	0.99
SC	University of Tennessee-Battelle	31MK	SNS Instruments (SING)	\$ 68,500,000	G	0.98	0.99
SC	University of California-LBNL	EF-004-001	Building 51 and Bevatron D&D	\$ 50,000,000	G	1.01	0.99
SC	Brookhaven Science Associates, LLC	MEL-001-50	BNL Renovate Science Laboratories Phase I	\$ 18,070,000	G	NA	NA
SC	Stanford University	MIE-001	LCLS Ultrafast Science Instruments (LUSI)	\$ 60,000,000	G	0.96	1.01
SC	University of California-LBNL	MIE-41-NL	Gamma Ray Energy Tracking In-beam Nuclear Array (GRETINA)	\$ 18,800,000	G	NA	NA
SC	Stanford University	MIE-91UJ	Matter in Extreme Conditions Instrument (MECI)	\$ 19,973,000	G	NA	NA
SC	University of California-LBNL	MIE-HILHC	ALICE EMCal (previously Large Hadron Collider Detector Upgrade (HI-LHC))	\$ 13,500,000	G	NA	NA
SC	Princeton University	MIE-NSTX-U	NSTX Upgrade	\$ 94,276,000	G	1.04	1.00
SC	Fermi Research Alliance, LLC	SC-25-06-1	NUMI Off-axis Neutrino (ν) Appearance (NO ν A)	\$ 278,000,000	G	0.96	0.96
SC	University of California-LBNL	SC-25-06-2	Reactor Neutrino Detector (RND) (Daya Bay)	\$ 35,500,000	G	1.00	1.01
SC	Fermi Research Alliance, LLC	SC-25-06-3	Ground-Based Dark Energy Experiment (GBDEE) (DES)	\$ 35,150,000	G	0.97	0.98
SC	Stanford University	SC-25-09-02	Facility for Advanced Accelerator Experimental Tests (FACET)	\$ 14,500,000	G	NA	NA

Program	Contractor	Project Number	Project Title	Project Budget	Monthly Overall Assessment	Cost Performance	Schedule Performance
---------	------------	----------------	---------------	----------------	----------------------------	------------------	----------------------

Monthly Overall Assessment	LEGEND
	Project is expected to breach its cost, schedule, and Performance Baseline.
	Project is at risk of breaching its cost, schedule, and Performance Baseline.
	Project is expected to meet its cost, schedule, and Performance Baseline.
.90 to 1.15	Typical satisfactory range for Cost/Schedule Performance
NA	Not Applicable I.E. Project cost under \$20,000,000 or firm fixed price.
NR	Not Reported