

# **Department of Energy**

## **FY 2011 Congressional Budget Request**



**Other Defense Activities**  
**Departmental Administration**  
**Inspector General**  
**Advanced Technology Vehicles Manufacturing**  
**Loan Program**

**Title 17 Innovative Technology Loan Guarantee Program**  
**Working Capital Fund**  
**Energy Information Administration**  
**Safeguards and Security Crosscut**  
**Domestic Utility Fee**  
**Pensions**



# **Department of Energy**

## **FY 2011 Congressional Budget Request**



**Other Defense Activities**  
**Departmental Administration**  
**Inspector General**  
**Advanced Technology Vehicles Manufacturing**  
**Loan Program**

**Title 17 Innovative Technology Loan Guarantee Program**  
**Working Capital Fund**  
**Energy Information Administration**  
**Safeguards and Security Crosscut**  
**Domestic Utility Fee**  
**Pensions**





**Other Defense Activities**



**Departmental Administration**



**Inspector General**



**Advanced Technology Vehicles  
Manufacturing Loan Program**



**Title 17 Innovative Technology Loan  
Guarantee Program**



**Working Capital Fund**



**Energy Information Administration**



**Safeguards and Security Crosscut**



**Domestic Utility Fee**



**Pensions**







**Other Defense Activities**




**Departmental Administration**




**Inspector General**



**Advanced Technology Vehicles  
Manufacturing Loan Program**




**Title 17 Innovative Technology Loan  
Guarantee Program**



**Working Capital Fund**



**Energy Information Administration**



**Safeguards and Security Crosscut**



**Domestic Utility Fee**



**Pensions**

## Volume 2

### Table of Contents

	Page
Appropriation Account Summary.....	3
Other Defense Activities.....	5
Departmental Administration.....	117
Inspector General.....	227
Advanced Technology Vehicles Manufacturing Loan Program .....	243
Title 17 Innovative Technology Loan Guarantee Program .....	257
Working Capital Fund.....	273
Energy Information Administration.....	313
Safeguards and Security Crosscut.....	345
Domestic Utility Fee.....	357
Pensions .....	361
General Provisions.....	381

The Department of Energy's Congressional Budget justification is available on the Office of Chief Financial Officer, Office of Budget homepage at <http://www.cfo.doe.gov/budget>.

For the latest details on the Department of Energy's implementation of the Recovery Act, please visit: <http://www.energy.gov/recovery>





**Department of Energy**  
**Appropriation Account Summary**  
(dollars in thousands - OMB Scoring)

	FY 2009 Current Approp.	FY 2009 Current Recovery	FY 2010 Current Approp.	FY 2011 Congressional Request	FY 2011 vs. FY 2010	
					\$	%
<b>Discretionary Summary By Appropriation</b>						
Energy And Water Development, And Related Agencies Appropriation Summary:						
Energy Programs						
Energy Efficiency and Renewable Energy	2,156,865	16,771,907	2,242,500	2,355,473	+112,973	+5.0%
Electricity Delivery and Energy Reliability	134,629	4,495,712	171,982	185,930	+13,948	+8.1%
Nuclear energy	791,444	0	786,637	824,052	+37,415	+4.8%
Fossil Energy Programs						
Clean Coal Technology	0	0	0	0	—	—
Fossil Energy Research and Development	863,104	3,398,607	672,383	586,583	-85,800	-12.8%
Naval Petroleum and Oil Shale Reserves	19,099	0	23,627	23,614	-13	-0.1%
Strategic Petroleum Reserve	226,586	0	243,823	138,861	-104,962	-43.0%
Strategic Petroleum Account	-21,586	0	0	0	—	—
Northeast Home Heating Oil Reserve	9,800	0	11,300	11,300	—	—
<b>Total, Fossil Energy Programs</b>	<b>1,097,003</b>	<b>3,398,607</b>	<b>951,133</b>	<b>760,358</b>	<b>-190,775</b>	<b>-20.1%</b>
Uranium Enrichment D&D Fund <sup>1</sup>	535,503	390,000	573,850	730,498	+156,648	+27.3%
Energy Information Administration	110,595	0	110,595	128,833	+18,238	+16.5%
Non-Defense Environmental Cleanup	261,819	483,000	254,673	225,163	-29,510	-11.6%
Science	4,813,470	1,632,918	4,903,710	5,121,437	+217,727	+4.4%
Energy Transformation Acceleration Fund	8,700	388,856	0	299,966	+299,966	N/A
Nuclear Waste Disposal	145,390	0	98,400	0	-98,400	-100.0%
Departmental Administration	155,326	42,000	168,944	169,132	+188	+0.1%
Inspector General	51,927	15,000	51,927	42,850	-9,077	-17.5%
Advanced Technology Vehicles Manufacturing Loan Program	7,510,000	10,000	20,000	9,998	-10,002	-50.0%
Innovative Technology Loan Guarantee Program	0	0	0	500,000	+500,000	N/A
Section 1705 Temporary Loan Guarantee Program	0	3,960,000	0	0	—	—
<b>Total, Energy Programs</b>	<b>17,772,671</b>	<b>31,588,000</b>	<b>10,334,351</b>	<b>11,353,690</b>	<b>+1,019,339</b>	<b>+9.9%</b>
Atomic Energy Defense Activities						
National Nuclear Security Administration:						
Weapons Activities	6,410,000	0	6,384,431	7,008,835	+624,404	+9.8%
Defense Nuclear Nonproliferation	1,545,071	0	2,136,709	2,687,167	+550,458	+25.8%
Naval Reactors	828,054	0	945,133	1,070,486	+125,353	+13.3%
Office of the Administrator	439,190	0	410,754	448,267	+37,513	+9.1%
<b>Total, National Nuclear Security Administration</b>	<b>9,222,315</b>	<b>0</b>	<b>9,877,027</b>	<b>11,214,755</b>	<b>+1,337,728</b>	<b>+13.5%</b>
Environmental and Other Defense Activities:						
Defense Environmental Cleanup <sup>1</sup>	5,656,345	5,127,000	5,642,331	5,588,039	-54,292	-1.0%
Other Defense Activities						
Health, Safety and Security	446,471	0	441,882	464,211	+22,329	+5.1%
Legacy Management	185,981	0	189,802	188,626	-1,176	-0.6%
Nuclear Energy	565,819	0	83,358	88,200	+4,842	+5.8%
Defense Related Administrative Support	108,190	0	122,982	130,728	+7,746	+6.3%
Office of Hearings and Appeals	6,603	0	6,444	6,444	—	—
Congressionally Directed Projects	999	0	3,000	0	-3,000	-100.0%
<b>Total, Other Defense Activities</b>	<b>1,314,063</b>	<b>0</b>	<b>847,468</b>	<b>878,209</b>	<b>+30,741</b>	<b>+3.6%</b>
Defense Nuclear Waste Disposal	143,000	0	98,400	0	-98,400	-100.0%
<b>Total, Environmental &amp; Other Defense Activities</b>	<b>7,113,408</b>	<b>5,127,000</b>	<b>6,588,199</b>	<b>6,466,248</b>	<b>-121,951</b>	<b>-1.9%</b>
<b>Total, Atomic Energy Defense Activities</b>	<b>16,335,723</b>	<b>5,127,000</b>	<b>16,465,226</b>	<b>17,681,003</b>	<b>+1,215,777</b>	<b>+7.4%</b>
Power Marketing Administrations:						
Southeastern Power Administration	7,420	0	7,638	0	-7,638	-100.0%
Southwestern Power Administration	28,414	0	44,944	12,699	-32,245	-71.7%
Western area Power Administration	218,346	10,000	256,711	105,558	-151,153	-58.9%
Falcon & Amistad Operating & Maintenance Fund	2,959	0	2,568	220	-2,348	-91.4%
Colorado River Basins	-23,000	0	-23,000	-23,000	—	—
<b>Total, Power Marketing Administrations</b>	<b>234,139</b>	<b>10,000</b>	<b>288,861</b>	<b>95,477</b>	<b>-193,384</b>	<b>-66.9%</b>
Federal Energy Regulatory Commission	0	0	0	0	—	—
<b>Subtotal, Energy And Water Development and Related Agencies</b>	<b>34,342,533</b>	<b>36,725,000</b>	<b>27,088,438</b>	<b>29,130,170</b>	<b>+2,041,732</b>	<b>+7.5%</b>
Uranium Enrichment D&D Fund Discretionary Payments	-463,000	0	-463,000	-696,700	-233,700	-50.5%
Excess Fees and Recoveries, FERC	-23,080	0	-28,886	-29,111	-225	-0.8%
<b>Total, Discretionary Funding</b>	<b>33,856,453</b>	<b>36,725,000</b>	<b>26,596,552</b>	<b>28,404,359</b>	<b>+1,807,807</b>	<b>+6.8%</b>

<sup>1</sup> The Defense Environmental Cleanup/Uranium Enrichment Decontamination and Decommissioning Fund accounts reflect correctly the Administration's policy for the Department's FY 2011 request. These accounts include \$47 million that was inadvertently omitted from the official Budget request. A budget amendment is expected to be forthcoming to formally correct for this error.



# **Other Defense Activities**

# **Other Defense Activities**

## Table of Contents

	Page
Appropriation Language .....	9
Health, Safety and Security.....	11
Legacy Management.....	67
Nuclear Energy .....	89
Defense-Related Administrative Support .....	105
Hearings and Appeals .....	109



## **Other Defense Activities**

### **Proposed Appropriation Language**

For Department of Energy expenses, including the purchase, construction, and acquisition of plant and capital equipment and other expenses, necessary for atomic energy defense, other defense activities, and classified activities, in carrying out the purposes of the Department of Energy Organization Act (42 U.S.C. 7101 et seq.), including the acquisition or condemnation of any real property or any facility or for plant or facility acquisition, construction, or expansion, and the purchase of not to exceed [12] 10 passenger motor vehicles for replacement only, [~~\$847,468,000~~] \$866,317,000, to remain available until expended[: *Provided*, That of the amount appropriated in this paragraph, \$3,000,000 shall be used for projects specified in the table that appears under the heading "Congressionally Directed Other Defense Activities Projects" in the joint explanatory statement accompanying the conference report on this Act]. (*Energy and Water Development and Related Agencies Appropriations Act, 2010.*)

### **Explanation of Change**

Changes are proposed to reflect the FY 2011 funding.





**Other Defense Activities  
Office of Health, Safety and Security**

**Overview**

**Appropriation Summary by Program**

(dollars in thousands)

	FY 2009 Current Appropriation	FY 2009 Current Recovery Act Appropriation	FY 2010 Current Appropriation	FY 2011 Request
Other Defense Activities				
Health, Safety and Security	446,471	0	441,882	464,211
Subtotal, Other Defense Activities	446,471	0	441,882	464,211
Congressional Directed Projects	999	0	2,000	0
Total, Other Defense Activities	447,470	0	443,882	464,211

**Preface**

The Office of Health, Safety and Security (HSS) demonstrates the unwavering commitment of the U.S. Department of Energy (DOE or Department) to maintain a safe and secure work environment for all Federal and contractor employees, ensure the Department’s operations preserve the health and safety of the surrounding communities, and protect national security assets entrusted to the Department. HSS provides clear policy guidance, assistance in policy implementation, and a focused and integrated corporate-level analysis of Departmental operating experience that identifies existing and potential problem areas to provide line managers with a solid foundation for implementing effective Department-wide activities and solutions in the areas of health, safety<sup>a</sup>, and security<sup>b</sup>.

Within the Other Defense Activities appropriation, HSS has one program, Health, Safety and Security (two subprograms: Health and Safety, and Security) in addition to Program Direction.

**Mission**

HSS is DOE’s central organization responsible for health, safety, and security, providing corporate-level leadership and strategic vision to coordinate and integrate these programs. HSS is responsible for policy development, technical assistance, safety analysis, corporate safety and security programs, safety and security training, DOE-wide independent oversight, and enforcement. The Chief Health, Safety and Security Officer advises the Secretary and Deputy Secretary on all matters related to health, safety, and security across the complex.

**Benefits**

<sup>a</sup> Includes occupational, nuclear, and radiation safety; cultural and natural resources; environmental; quality assurance; and safety-related aspects of training, enforcement, and independent oversight activities.

<sup>b</sup> Includes physical, personnel, and information security; nuclear materials accountability; classification/declassification; and security-related aspects of training, enforcement, and independent oversight activities.



HSS assists the Department in achieving its mission in a safe, secure, environmentally responsible manner by providing sound and consistent policy, technical assistance, training, independent oversight, enforcement, and corporate leadership for health, safety and security program areas. HSS integrates worker health, safety, and security functions to address crosscutting Departmental issues; increase collaboration and sharing of technical expertise; and increase accountability for worker health, safety, and security responsibilities. The integrated approach and functional alignment of responsibilities within HSS prevent redundancy in reporting requirements, provide consistency in policy and guidance development and technical assistance, and increase the effectiveness of communication and accountability for worker health, safety, and security.

HSS performs various functions in support of the Department's overall mission and Secretarial Objectives, including:

- Developing, promulgating, and maintaining clear and consistent health, safety, and security strategies and policies;
- Providing assistance to Departmental elements in the implementation of health, safety, and security policies;
- Providing technical assistance to program offices and field elements on complex health, safety, and security problems and interfaces;
- Managing and maintaining corporate-level health, safety, and security data management systems;
- Providing analysis of Department-wide health, safety, and security performance;
- Developing and providing standardized, comprehensive security and safety training programs throughout the Department;
- Conducting independent oversight to verify that the Department's security interests are protected; the Department can effectively respond to emergencies; and site workers, the public, and the environment are protected from hazardous operations and materials;
- Implementing worker safety and health, nuclear safety, and classified information security enforcement programs;
- Providing effective cross-organizational leadership in resolving Defense Nuclear Facilities Safety Board-related technical and management issues necessary to ensure public health and safety;
- Promoting corporate quality assurance programs;
- Managing the Department's accident investigation program;
- Implementing medical surveillance and screening programs for current employees and medical screening programs for former workers;
- Supporting the Department of Labor in the implementation of the Energy Employees Occupational Illness Compensation Program Act;
- Supporting domestic and international health research to determine worker and public health effects associated with Department operations, U.S. nuclear testing activities of the 1940s and 1950s, and other nuclear-related events;
- Providing medical and environmental services to the Republic of the Marshall Islands;
- Providing specialized security support services to the Department associated with the development

and dissemination of security awareness information; management of the foreign ownership, control, or influence and foreign visits and assignments programs; and conduct of vulnerability assessments in support of the implementation of the Graded Security Protection (formerly Design Basis Threat) Policy;

- Assisting other U.S. governmental and departmental organizations in the mission of accounting for and assuring the security of nuclear material throughout the world, and in preparing for responding to nuclear and radiological incidents;
- Developing and implementing Department-wide nuclear and radiological materials tracking and accounting programs;
- Implementing the Department's physical and personnel security programs for DOE facilities in the National Capital Area, including managing the DOE Headquarters protective force and information security programs, as well as providing executive protective services;
- Identifying and managing the deployment of advanced security technologies;
- Managing the U.S. government-wide program to classify and declassify nuclear weapons-related technology and information; and implementing the requirements of Executive Order 12958, *Classified National Security Information*, regarding the classification and declassification of information that is important to national security; and
- Managing the DOE Headquarters security investigations budget and the Department's personnel security programs associated with providing access authorizations to DOE Federal and contract personnel.

## **Performance**

HSS strengthens the implementation of the Secretary's goals by ensuring safety and security processes enhance productivity while maintaining the highest standards of safe operation at DOE facilities and the protection of sensitive information, technologies, and materials.

HSS began amending safety and security directives in FY 2008 to eliminate unnecessary requirements and shift toward performance-based requirements with the goal of ensuring requirements were meaningful, clear, and concise without being overly prescriptive or duplicative. These efforts resulted in the elimination and streamlining of hundreds of pages of requirements. In FY 2010, HSS is leading the effort to further improve the Department's safety and security regulations to ensure DOE requirements are consistent with externally developed national and international consensus standards where applicable, mission success, Departmental goals, and risk management principles. This work will continue through FY 2011. HSS will continue to assist in maintaining the security of nuclear weapons and weapons-related material and information; and protecting the safety of workers and the public from weapons-related operations and nuclear facility cleanup activities in support of the Secretary's Security goals.

**Other Defense Activities  
Health, Safety and Security**

**Funding by Site by Program**

(dollars in thousands)

	FY 2009	FY 2010	FY 2011
Argonne National Laboratory	1,230	1,230	1,390
Brookhaven National Laboratory	160	160	250
Chicago Operations Office	1,127	34	294
Consolidated Business Center	0	900	900
East Tennessee Technology Park	30	30	25
Hanford Site	115	115	135
Idaho National Laboratory	3,729	3,729	2,335
Idaho Operations Office	1,351	139	464
Kansas City Plant	1,250	50	45
Lawrence Berkeley National Laboratory	297	297	0
Lawrence Livermore National Laboratory	3,214	3,214	3,050
Los Alamos National Laboratory	290	290	210
Nevada Site Office	6,680	5,680	3,180
National Nuclear Security Administration Service Center	19,869	620	1,246
Oak Ridge Institute for Science and Education	3,575	3,575	2,207
Oak Ridge National Laboratory	3,808	3,808	1,959
Oak Ridge Operations Office	4,738	2,347	3,309
Office of Scientific and Technical Information	130	130	414
Ohio Field Office	70	70	9
Pacific Northwest National Laboratory	3,809	3,809	2,619
Paducah Site Office	0	260	260
Pantex Plant	10	10	605
Pantex Site Office	75	75	25
Pittsburgh Naval Reactors	394	0	0
Richland Operations Office	1,549	218	1,246
Sandia National Laboratories	4,174	4,174	3,995
Savannah River Operations Office	3,664	1,325	986
Savannah River Site	1,705	1,705	35
Schenectady Naval Reactors	24	0	0
Washington Headquarters	377,848	403,333	432,138
Y-12 National Security Complex	2,490	2,490	815
Y-12 Site Office	65	65	65
Total, Other Defense Activities	447,470	443,882	464,211

## **Site Descriptions**

### **Argonne National Laboratory (ANL)**

Health, Safety and Security: ANL provides specialized technical expertise in seismic analysis, structural response, natural phenomena hazards standards, and safety analysis and on environmental and public protection issues including analysis of emerging environmental rulemakings and identification of environmental and radiation protection performance improvement opportunities. ANL also supports environmental activities through the development of guidance materials and implementation tools; assists in the development of pollution abatement and environmental sustainability performance summaries, and maintains modeling capabilities and develops and maintains codes to support dose and risk assessments for the analysis of potential impacts of radiological releases to the environment. ANL participates in the illness and injury surveillance program through the collection and transmission of worker health and demographic data.

ANL supports tasks associated with the foreign ownership, control, or influence program by providing a computer-based system that facilitates a thorough investigation of foreign ownership, control, or influence on contracts and subcontracts involving access to classified information and special nuclear material.

### **Brookhaven National Laboratory (BNL)**

Health, Safety and Security: BNL provides specialized subject matter technical expertise in conducting reviews of safety analysis and risk assessment documents, such as safety analysis reports and bases for interim operations. BNL provides specialized technical input in the development of rules, orders, safety guides and standards, and documents such as safety analysis reports, technical safety requirements, waste disposal standards, fire protection standards, lightning and wind protection standards, and facility operation. In addition, BNL participates in the illness and injury surveillance program through collection and transmission of worker health, exposure, and demographic data.

### **Chicago Operations Office (CH)**

Health, Safety and Security: CH researches and provides worker employment, medical, and exposure records in support of the Department of Labor's implementation of the Energy Employees Occupational Illness Compensation Program Act.

### **Consolidated Business Center (CBC)**

Health, Safety and Security: CBC provides management services for the contract with Washington State University to maintain the U.S. transuranium and uranium registries.

### **East Tennessee Technology Park (ETTP)**

Health, Safety and Security: ETTP participates in the illness and injury surveillance program through collection and transmission of worker health, exposure, and demographic data. This site provides access to site records and information for use in occupational and public health-related studies performed by the Department of Health and Human Services under an interagency agreement with DOE. ETTP also

**Other Defense Activities/  
Health, Safety and Security/  
Funding by Site**

provides specialized technical support to the classification, declassification and controlled information program.

### **Hanford Site**

Health, Safety and Security: Hanford participates in the illness and injury surveillance program through the collection and transmission of worker health and demographic data.

### **Idaho National Laboratory (INL)**

Health, Safety and Security: INL participates in the illness and injury surveillance program through collection and transmission of worker health, exposure, and demographic data. INL provides onsite participation and field assistance to other sites for their vulnerability assessment development and review, as well as specialized security engineering support. INL also serves as the host site for performance testing and operational evaluation of advanced security technologies.

### **Idaho Operations Office (ID)**

Health, Safety and Security: ID researches and provides worker employment, medical, and exposure records in support of the Department of Labor's implementation of the Energy Employees Occupational Illness Compensation Program Act.

### **Kansas City Plant (KCP)**

Health, Safety and Security: KCP participates in the illness and injury surveillance program through collection and transmission of worker health, exposure, and demographic data. KCP provides technical support to develop classification guidance for information in the areas of weapons, material production, material disposition, technology, chemical/biological, and intelligence issues as directed. KCP also provides support for technical evaluation panel meetings and classification guide working groups.

### **Lawrence Livermore National Laboratory (LLNL)**

Health, Safety and Security: LLNL provides specialized expertise in seismic analysis, structural response, natural phenomena hazards standards, and energy security safety analysis. LLNL supports the congressionally mandated Marshall Islands Program by providing environmental sampling and analysis to determine radiological conditions. LLNL also participates in the illness and injury surveillance program through the collection and transmission of worker health and demographic data.

LLNL provides support to classification, declassification, and controlled information activities by providing specialized technical expertise in the development of classification guidance for a variety of subject matter. In addition, LLNL provides analysis and reports on the detailed content and proliferation potential of certain nuclear weapon-related information available in the public domain.

### **Los Alamos National Laboratory (LANL)**

Health, Safety and Security: LANL provides specialized technical expertise nuclear materials packaging and testing of packaging designs and participates in the illness and injury surveillance

**Other Defense Activities/  
Health, Safety and Security/  
Funding by Site**

program through the collection and transmission of worker health and demographic data.

LANL activities include providing specialized technical expertise and support to the classification, declassification and controlled information program in the development of classification guidance for information in the areas of weapons, material production, material disposition, computer codes, commercial inorganic membranes (permits private sector to utilize gaseous diffusion technology to develop filters for commercial use), centrifuges, and novel methods of uranium enrichment.

### **Nevada Site Office (NSO)**

Health, Safety and Security: NSO provides technical support to the illness and injury surveillance program through collection and transmission of worker health, exposure, and demographic data.

NSO's Special Technologies Laboratory supports the development and deployment of advanced physical security technologies to enhance protective force personnel safety, survivability, and threat response capabilities. NSO operates the technology integration center that provides performance metrics for command, control, communications, and information systems before their operational deployment. NSO also provides specialized technical support to the classification, declassification and controlled information program.

### **National Nuclear Security Administration (NNSA) Service Center**

Health, Safety and Security: The NNSA Service Center researches and provides worker employment, medical, and exposure records in support of the Department of Labor's implementation of the Energy Employees Occupational Illness Compensation Program Act.

### **Oak Ridge Institute for Science and Education (ORISE)**

Health, Safety and Security: ORISE supports various health program activities related to radiological exposure records maintenance, radiological exposure response, the Comprehensive Epidemiologic Data Resource electronic database, former worker medical screening illness and injury surveillance, beryllium exposure research, and international health studies. ORISE also provides support to the security awareness special interest group that disseminates security awareness information, media, and tools; and supports HSS outreach efforts.

### **Oak Ridge National Laboratory (ORNL)**

Health, Safety and Security: ORNL provides specialized technical expertise in the maintenance of environment, safety, and health policies, requirements and guides; and provides specialized technical expertise to support the operation of the DOE technical standards program. ORNL is the primary Federal laboratory with capabilities for modeling radiation dosimetry used in worker and public dose and risk assessments; participates in the illness and injury surveillance program through collection and transmission of worker health, exposure, and demographic data; supports beryllium research activities; and manages a toll-free information hotline for former workers interested in learning more about medical screening services available to them through the former worker medical screening program. ORNL also supports the implementation of DOE international health studies.

**Other Defense Activities/  
Health, Safety and Security/  
Funding by Site**



ORNL provides on-site participation and field assistance for vulnerability assessment development and review, and specialized security engineering support. ORNL supports DOE security technology development and deployment efforts by maintaining the security technology information archive, a centralized repository of safety and security information associated with advanced security technology deployments that is accessible to all Departmental elements. ORNL provides technical support to develop classification guidance for information in the areas of weapons, material production, material disposition, technology, chemical/biological, and intelligence issues, as directed. ORNL also provides support for technical evaluation panel meetings and classification guide working groups.

### **Oak Ridge Operations Office (OR)**

Health, Safety and Security: OR supports the implementation of the analytical services activity by conducting audits of commercial analytical laboratories and commercial waste treatment, storage, and disposal facilities to ensure environmental analytical data is of high quality, reliable, and defensible. OR researches and provides worker employment, medical, and exposure records in support of the Department of Labor's implementation of the Energy Employees Occupational Illness Compensation Program Act. OR also provides specialized technical support to the classification, declassification and controlled information program.

### **Office of Scientific and Technical Information (OSTI)**

Health, Safety and Security: OSTI conducts research and provides worker employment, medical, and exposure records in support of the Department of Labor's implementation of the Energy Employees Occupational Illness Compensation Program Act. OSTI also supports the classification, declassification and controlled information program by improving the accessibility of DOE's OpenNet database and maintaining a thesaurus and dictionary for the automated classification guidance system used in the electronic classification guidance system.

### **Ohio Field Office**

Health, Safety and Security: The Ohio Field Office researches and provides worker employment, medical, and exposure records in support of the Department of Labor's implementation of the Energy Employees Occupational Illness Compensation Program Act.

### **Pacific Northwest National Laboratory (PNNL)**

Health, Safety and Security: PNNL provides technical support in maintaining health, safety, and security policies, procedures, and guides, as well as materials that address the processes and protocols used for program implementation, planning, analysis of evaluation results and trends, and compilation of policy issues related to the evaluations. PNNL supports environmental activities associated with the DOE laboratory accreditation program and maintains the software that DOE sites use to plan and execute statistically sound environmental sampling methodologies. PNNL also supports health activities pertaining to cumulative dosimetry exposure data, historical offsite releases of contaminants from DOE facilities, and DOE international health studies. Trending and analysis support is also provided to DOE classified information security enforcement program.

PNNL provides specialized technical support to the classification, declassification and controlled

**Other Defense Activities/  
Health, Safety and Security/  
Funding by Site**

information program for the development of classification guidance for information in the areas of weapons, material production, material disposition, technology, chemical and biological weapons, critical infrastructure, and intelligence.

### **Paducah Site Office**

The Paducah Site Office conducts research and provides worker employment, medical, and exposure records in support of the Department of Labor's implementation of the Energy Employees Occupational Illness Compensation Program Act.

### **Pantex Plant (Pantex)**

Health, Safety and Security: Pantex serves as the integration test bed for the deployment and evaluation of security technologies, such as networked security sensors, distributed situational awareness, and real-time monitoring through a newly developed tactical operations center. Pantex provides technical support to develop classification guidance for information in the areas of weapons, material production, material disposition, technology, chemical/biological, and intelligence issues as directed. Pantex also provides support for technical evaluation panel meetings and classification guide working groups.

### **Pantex Site Office**

Health, Safety and Security: The Pantex Site Office provides technical support to the illness and injury surveillance program through collection and transmission of worker health, exposure, and demographic data.

### **Richland Operations Office (RL)**

Health, Safety and Security: RL participates in the illness and injury surveillance program through collection and transmission of worker health, exposure, and demographic data; and researches and provides worker employment, medical, and exposure records in support of the Department of Labor's implementation of the Energy Employees Occupational Illness Compensation Program Act.

### **Sandia National Laboratories (SNL)**

Health, Safety and Security: SNL provides technical support to the illness and injury surveillance program through collection and transmission of worker health, exposure, and demographic data.

SNL focuses on deployment and integration of security technologies and systems required to protect the Department from catastrophic consequences of such circumstances as use of nuclear weapons and/or nuclear material for malevolent purposes, or the erosion of national security through theft or diversion of classified materials or information. SNL provides technical assistance for site vulnerability analyses and site safeguards and security plans. SNL also supports the security technology deployment program by generating technology performance metrics and data for use in site risk assessment equations, deploying active denial technologies, developing countermeasures for security equipment vulnerabilities, and enhancing protective force technologies.

SNL also provides technical expertise to the classification, declassification and controlled information

program in the development of classification guidance for information in the areas of nuclear weapons, nuclear weapon production and military use, stockpile stewardship, chemical/biological weapons, nuclear smuggling, computer codes, and intelligence.

### **Savannah River Operations Office (SR)**

Health, Safety and Security: SR researches and provides worker employment, medical, and exposure records in support of the Department of Labor's implementation of the Energy Employees Occupational Illness Compensation Program Act. SR also provides technical support to the security technology systems development and deployment program.

### **Savannah River Site (SRS)**

Health, Safety and Security: SRS supports HSS through participation in the illness and injury surveillance program. SRS also provides specialized technical support to the classification, declassification and controlled information program.

### **Washington Headquarters**

Health, Safety, and Security: Headquarters provides technical support for the implementation of the HSS mission of providing the Department health, safety, and security policy, technical assistance, analysis, corporate programs, safety and security training, and enforcement, including the maintenance of corporate-level health, safety and security database systems. Headquarters also provides for security operations in the National Capital Area and for background investigations conducted by the Federal Bureau of Investigation and the Office of Personnel Management of DOE Headquarters Federal and contractor employees, as appropriate.

Headquarters provides overall administration of research needed to provide worker employment, medical, and exposure records in support of the Department of Labor's implementation of the Energy Employees Occupational Illness Compensation Program Act. The technical support provided ensures the conduct of domestic and international health studies to determine worker and public health effects associated with Department operations, U.S. nuclear testing activities of the 1940s and 1950s, and other nuclear-related events as prescribed in current U.S. law and international treaties and agreements. Headquarters also provides for the development and management of U.S. nuclear material control and accountability systems, and the administration of the U.S. government-wide program to identify and protect nuclear weapons information.

Program Direction: Headquarters provides for HSS Federal employee salaries and benefits, travel, and other related expenses needed to lead, manage, and implement the overall HSS mission including executive protection operations. Technical support provides for Headquarters security operations; Departmental security incident analysis; personnel, physical, and information security and security policy management; and independent oversight programs. Technical support also provides for effective cross-organizational leadership in resolving Defense Nuclear Facilities Safety Board-related technical and management issues necessary to ensure public health and safety.

## **Y-12 National Security Complex (Y-12)**

Health, Safety and Security: Y-12 conducts operational security evaluations for physical security technologies that focus on enhancements to protective force survivability, remote intrusion detection, and chemical defense measures; and serves as a test bed to evaluate advanced protective force security technologies. Additionally, Y-12 provides technical expertise and support to the classification, declassification and controlled information program in the development of classification guidance for information in the areas of nuclear weapons, material production, material disposition, technology, chemical/biological, and intelligence, as well as the development of automated guidance streamlining technologies and techniques for managing classification policy and guidance.

## **Y-12 Site Office (YSO)**

Health, Safety and Security: YSO participates in the illness and injury surveillance program through collection and transmission of worker health, exposure, and demographic data.

## Health, Safety and Security

### Funding Profile by Subprogram

(dollars in thousands)

	FY 2009 Current Appropriation	FY 2009 Current Recovery Act Appropriation	FY 2010 Current Appropriation	FY 2011 Request
Health, Safety and Security				
Health and Safety	69,348	0	76,121	75,124
Security	277,526	0	261,636	281,347
Total, Program Health, Safety and Security	346,874	0	337,757	356,471

**Public Law Authorizations:**

- Public Law 83-703, "Atomic Energy Act of 1954," as amended
- Public Law 93-438, "Energy Reorganization Act of 1974"
- Public Law 95-91, "Department of Energy Organization Act"
- Public Law 95-134, "An Act to authorize certain appropriations for the territories of the United States, to amend certain acts relating thereto, and for other purposes"
- Public Law 95-242, "Nuclear Non-Proliferation Act of 1978"
- Public Law 96-205, "Trust Territory of the Pacific Islands"
- Public Law 99-239, "Compact of Free Association Act of 1985"
- Public Law 100-408, "Price-Anderson Amendments Act of 1988"
- Public Law 102-484, "National Defense Authorization Act for Fiscal Year 1993" (Subtitle E, Worker Medical Screening)
- Public Law 106-398, "National Defense Authorization Act for Fiscal Year 2001" (Title 36: Energy Employees Occupational Illness Compensation Program)
- Public Law 107-310, "Dam Safety and Security Act of 2002"
- Public Law 108-188, "Compact of Free Association Amendments Act of 2003"
- Public Law 108-375, "The Ronald W. Reagan National Defense Authorization Act for FY 2005" (Subtitle E, Energy Employees Occupational Illness Compensation Program amendments)
- Public Law 111-8, "Omnibus Appropriations Act, 2009"
- Public Law 111-85, "Energy and Water Development and Related Agencies Appropriations Act, 2010"

**Mission**

HSS is DOE's central organization responsible for health, safety<sup>a</sup>, and security<sup>b</sup>, providing corporate-level leadership and strategic vision to coordinate and integrate these programs. HSS is responsible for policy development, technical assistance, safety analysis, corporate safety and security programs, safety and security training, DOE-wide independent oversight, and enforcement. The Chief Health, Safety and Security Officer advises the Secretary and Deputy Secretary on all matters related to health, safety, and security across the complex.

**Benefits**

HSS assists the Department in achieving its mission in a safe, secure, environmentally responsible

<sup>a</sup> Includes occupational, nuclear, and radiation safety; cultural and natural resources; environmental; quality assurance; and safety-related aspects of training, enforcement, and independent oversight activities.

<sup>b</sup> Includes physical, personnel, and information security; nuclear materials accountability; classification/declassification; and security-related aspects of training, enforcement, and independent oversight activities.

manner by providing sound and consistent policy, technical assistance, training, independent oversight, enforcement, and corporate leadership for the health, safety and security program areas. HSS integrates worker health, safety, and security functions to address crosscutting Departmental issues; increase collaboration and sharing of technical expertise; and increase accountability for worker health, safety, and security responsibilities. The integrated approach and functional alignment of responsibilities within HSS prevent redundancy in reporting requirements, provide consistency in policy and guidance development and technical assistance, and increase the effectiveness of communication and accountability for worker health, safety, and security.

### **Annual Performance Results and Targets**

The HSS former worker medical screening program performance goal supports all Secretarial goals by demonstrating to the current workforce that the Department will continue to provide medical monitoring of work place exposures even after they are no longer employed by the Department. Through this commitment, the Department intends to foster a highly motivated and dedicated workforce ready to take on and achieve the Secretary's energy, innovation, and security goals.

The remaining two HSS performance goals directly support the Secretary's innovation and security goals by deploying security technologies and establishing efficiencies in access authorization processes. The HSS security technology development and systems deployment program is unique within the Department in providing a means to demonstrate both reduced costs and increased security effectiveness through the appropriate use of technology to act as a guard force multiplier and thus provide alternatives to traditional and costly labor-intensive practices. HSS will achieve efficiencies in the access authorization process through the expanded use of information technology systems to manage data.

**Annual Performance Targets and Results**

**Secretarial Goal:** Management Excellence

**GPR Unit Program Goal:** NA (HSS is not a GPR Unit)

FY 2006	FY 2007	FY 2008	FY 2009	FY 2010	FY 2011	
<b>Performance Measure:</b> Effectiveness - Obtain an average rating of no less than satisfactory on customer satisfaction surveys from former worker medical screening program participants who receive medical screenings during FY 2011.						
T: NA A:	T: 85% A: 95%	T: 85% A: 96%	T: 85% A: 98%	T: 88% A:	T: 90% A:	

**Secretarial Goal:** Innovation and Security

**GPR Unit Program Goal:** NA (HSS is not a GPR Unit)

FY 2006	FY 2007	FY 2008	FY 2009	FY 2010	FY 2011	
<b>Performance Measure:</b> Effectiveness - Develop and deliver for deployment technology-based security systems that have the support of Departmental organizations and will assist in implementing the Graded Security Protection (formerly called the Design Basis Threat) Policy.						
T: NA A:	T: 2 minimum A: 2 minimum	T: 2 minimum A: 2 minimum	T: 2 minimum A: 2 minimum	T: 2 minimum A:	T: 2 minimum A:	

**Secretarial Goal:** Innovation and Security

**GPR Unit Program Goal:** NA (HSS is not a GPR Unit)

FY 2006	FY 2007	FY 2008	FY 2009	FY 2010	FY 2011	
<b>Performance Measure:</b> <u>Efficiency - Reduce the average time it takes to approve/disapprove a request by a DOE element for authority to proceed with an administrative review of an individual's eligibility for DOE access authorization by one working day per year compared to the FY 2008 baseline of 30 working days.</u>						
T: NA A:	T: NA A:	T: NA A:	T: NA A:	T: 29 days A:	T: 28 days A:	

## Means and Strategies

In FY 2010, HSS refocused its mission and priorities to better maximize its value to the Department in support of the Secretary's goals and objectives. Ensuring the health, safety, and security of DOE workers and entrusted national security assets is HSS's contribution to the Department's vital scientific, energy, and national security missions. HSS will continue its focus on providing timely and relevant assistance and oversight to mission support activities, performing regulatory required safety and security functions, and managing required corporate functions.

HSS will accomplish its mission by ensuring the Department's health, safety, and security policies and requirements support the achievement of the Secretary's goals; providing timely and comprehensive technical assistance to program offices, DOE sites, and laboratories regarding implementation of health, safety, and security requirements; providing cost-effective, cutting-edge technology-based safeguards and security solutions to meet identified threats; providing world-class training programs for the Department's security and safety professionals and senior leadership; conducting an integrated regulatory enforcement program related to nuclear safety, worker safety and health, and classified information security; and applying a graded approach to performance-based independent oversight to Departmental operations. Working in partnership with DOE senior management; health, safety, and security communities in the DOE program offices, field offices, sites, and laboratories; and with DOE workers and stakeholders, HSS is committed to continuous innovation and a cooperative work environment.

Critical to achieving its vision and goals is HSS's ability to maintain a highly qualified workforce with the expertise and skills necessary to support, manage, and conduct its mission. The HSS workforce is composed of world-class health, safety, and security professionals grounded in science, engineering, and technology who are led by effective program and project managers with exceptional communications and leadership skills and supported by innovative resource management experts. As a key factor in its commitment to excellence, HSS empowers its personnel with the skills and tools necessary for the improvement of health, safety, and security performance. The judicious use of contractor support continues to be a practicable and cost-effective means to provide a surge pool of technical experts as an alternative to expanding the Federal employee base.

HSS will continue to analyze and adjust priorities and activities based on emerging Departmental goals, significant Departmental events, Secretarial-level and internal HSS program reviews, analysis of corporate performance indicators, and results of independent oversight appraisals and enforcement actions. HSS also uses insights and findings from other Departmental elements and external reviews, such as those of the Defense Nuclear Facilities Safety Board and the U.S. Government Accountability Office, to further enhance the Department's health, safety, and security strategies. These enhanced strategies are reflected in budget formulation and execution processes.

HSS places a high degree of emphasis on working with DOE Under Secretaries, program and staff offices, and sites, contractors, and laboratories to ensure that health, safety, and security issues are identified and effectively addressed. HSS also maintains strong relationships with the following U.S. government departments and agencies, international organizations, and governments of other nations:

- Defense Nuclear Facilities Safety Board
- Nuclear Regulatory Commission



- Department of State
- Department of Defense
- Defense Threat Reduction Agency
- Department of Homeland Security
- Department of Justice
- Office of Personnel Management
- Federal Bureau of Investigation
- National Security Council
- United States Secret Service
- Department of Labor
- Department of Health and Human Services
- Occupational Safety and Health Administration
- Environmental Protection Agency
- National Institute of Occupational Safety and Health
- President's Advisory Board on Radiation and Worker Health
- Council on Environmental Quality's Federal Environmental Executive
- International Atomic Energy Agency
- Governments of Russia, Japan, the United Kingdom, and the Marshall Islands

### **Validation and Verification**

HSS validates and verifies program performance by continuously monitoring achievements through weekly reports and periodic meetings with office directors and program managers. In addition, HSS provides quarterly status updates of performance measures to the DOE Chief Financial Officer.

## Health and Safety

### Funding Schedule by Activity

(dollars in thousands)

	FY 2009	FY 2010	FY 2011
Health and Safety			
Worker Safety	11,400	14,930	14,930
Environment	3,241	3,241	3,241
Health Programs	52,709	55,952	54,955
Enforcement	1,998	1,998	1,998
Total, Subprogram Health and Safety	69,348	76,121	75,124

### Benefits

The Health and Safety subprogram provides technical and analytical expertise used to protect and enhance the safety of DOE workers, the public, and the environment while supporting overall Departmental missions and goals. Policies and guidance are maintained for the promotion of safe, environmentally sustaining work practices throughout the Department to ensure best-in-class performance in the areas of occupational, facility, nuclear, and radiation safety; cultural and natural resources; environment; and quality assurance. Health and Safety provides assistance to DOE program and site offices and laboratories through site-specific activities, such as nuclear facility safety bases reviews, and corporate-wide services such as accrediting commercial laboratories used by DOE sites for regulatory compliance and employee monitoring programs; maintaining radiological standards used to calibrate radiation monitors; administration of the accident investigation program, supporting the radiation emergency accident center, and the operation of the Filter Test Facility. Corporate databases, such as those pertaining to accidents and illnesses, radiation monitoring, and corrective action tracking, are maintained and used to provide analysis of health and safety performance to senior management. Support is provided through the DOE voluntary protection program, which encourages and rewards safety performance that exceeds industry averages through universally recognized certifications; and environmental management systems to support sustainable practices that improve environmental performance through pollution prevention and greenhouse gas reduction programs. This subprogram also provides support to the Department of Labor for the implementation of the Energy Employees Occupational Illness Compensation Program Act, the former worker medical screening program, health studies to investigate and identify work-related injury and illness in the DOE worker population; and international radiation health effects in Japan and Russia. The benefits of these projects and programs include discovery and documentation of health effects outcomes that provide the scientific basis for national and international worker protection policies and standards, which, in turn, provide updated levels of protection appropriate for the risk posed to workers by hazards present at DOE sites. Health and environmental services are also provided to the people of the Marshall Islands. This subprogram also provides support for the implementation of the Congressionally mandated worker safety and health, nuclear safety, and classified information security enforcement programs to ensure contractors' adherence to applicable regulations and promote proactive improvement of safety and security performance.

## Detailed Justification

(dollars in thousands)

FY 2009	FY 2010	FY 2011
---------	---------	---------

### Worker Safety

11,400

14,930

14,930

Worker safety and health policies provide for the promotion of safe work practices throughout the Department to ensure best-in-class safety performance exceeding that achieved by other organizations with industrial operations similar to those performed by DOE in support of achieving all Secretarial objectives. Funding supports increased assurance that mission-related work is conducted with a full understanding of the potential worker health and safety related risks, controls necessary to mitigate those risks, and avoidance of future liabilities associated with worker compensation programs. Funding provides for research, efforts to update and maintain existing standards, and the development of new safety and health regulations and directives based on new or evolving working conditions, when warranted. HSS will continue to participate in the development of national voluntary consensus standards related to worker health and safety to ensure that such standards provide acceptable levels of protection to DOE workers and to promote consistency in worker health and safety throughout the United States. In FY 2011, HSS will: revise 10 C.F.R. 707, *Workplace Substance Abuse Programs at DOE Sites*, and develop guidance associated with this rule; and amend 10 C.F.R. 835, *Occupational Radiation Protection*, to reflect updated surface contamination values.

HSS will continue to support program and site implementation of worker health and safety policy, established in 10 C.F.R. 851, *Worker Safety and Health Program*, and related directives. This continuing support will include providing responses to technical or regulatory questions, evaluating requests for variances or exemptions from worker health and safety requirements, clarifying requirements, developing and maintaining DOE sanctioned worker safety and health training materials, and conducting site visits to assist in reviewing and addressing implementation issues. Specifically, HSS will assist in the implementation of the occupational medical appendix in 10 C.F.R. 851, *Worker Safety and Health Program*; complete implementation of the amended 10 C.F.R. 850, *Chronic Beryllium Disease Prevention Program*; and, in cooperation with the National Nuclear Security Administration, provide assistance to ensure implementation of DOE Policy 434.1, *Conduct and Approval of Select Agent and Toxin Work at Department of Energy Sites*, which addresses the establishment of laboratory activities related to highly toxic agents and work-for-others at those DOE laboratories.

Technical support provides for the implementation of the DOE voluntary protection program, which encourages and rewards safety performance that exceeds industry averages. This program has demonstrated an annual cost saving/avoidance average of \$250,000 per participating contractor based on accident and injury compensation cost comparisons between participating and non-participating contractors. Thirty-three participating contractors are collectively saving the Department an estimated \$8,250,000 per year by implementing the program. The DOE voluntary protection program is complementary to the Department's integrated safety management system, which ensures the maintenance or continued improvement of health and safety programs, resulting in overall operational cost savings. Funding provides for technical support for recertification of contractor status, evaluation of new applications, the conduct of up to 16 onsite evaluations, development of evaluation reports and related communication items, and provision of additional technical expertise where needed.

(dollars in thousands)

FY 2009	FY 2010	FY 2011
---------	---------	---------

This activity provides health and safety-related support to the DOE human reliability program, which is designed to ensure that individuals who occupy positions affording access to certain national security materials and nuclear explosive devices meet high standards for trustworthiness, dependability, and physical and mental reliability. Funding provides for the conduct of basic research on new psychological testing tools and techniques and continuous analysis of the qualifications of clinicians who assess the physical and mental reliability of individuals in the program. Funding also provides for communications activities to ensure uniformity in addressing medical issues that may affect the continued reliability of program participants.

The DOE contractor employee assistance program provides for the collection and analysis of causes of lost time and disabilities and the medical and psychological interventions available to reduce those losses. Funding also provides for dissemination of data to employee assistance program managers to support decisions on development of policies and guidelines.

The electronic Radiation Exposure Monitoring System serves as the Department's central repository for radiation exposure information at DOE in support of 10 C.F.R. 835, *Occupational Radiation Protection*, Subpart I, requirements regarding annual monitoring of individual occupational radiation exposure records for DOE employees, contractors, and subcontractors, as well as members of the public. DOE operating units report the monitoring data to the Radiation Exposure Monitoring System repository according to procedures and requirements in DOE Order 231.1A, *Environment, Safety and Health Reporting*, and associated manual. The database contains approximately 10 million annual individual occupational radiation exposure records for individuals who have worked for DOE and its predecessor organizations from 1945 to the present. DOE also shares this information with the Nuclear Regulatory Commission, because many employees move between the two agencies. Funding provides for data collection, database operation and maintenance, and appropriate dissemination of information. In addition, Radiation Exposure Monitoring System data is used to produce the annual DOE occupational radiation exposure report.

Funding supports an effective and reliable worker radiation dosimetry program through the DOE laboratory accreditation program. This program assures the high quality performance of radiation dosimetry measurement at DOE sites. HSS funds the maintenance of a phantom library of both anthropomorphic (based on human anatomy) and bottle manikin absorption (approximations of a human torso) models that contain radioactive materials to supplement the radioisotopes used for radiobioassay performance testing. Additional radioactive materials are selected based on nuclear weapon manufacturing and other industrial incidents. The phantom library provides a unique calibration source for facilities that process uranium and other transuranic materials. Phantom models are provided to DOE sites, Nuclear Regulatory Commission facilities, and state emergency response programs for use in calibrating radiobioassay equipment.

Funding is used to support the Radiation Emergency Accident Center/Training Site, which provides medical expertise to DOE occupational medicine clinics, supplies chelating pharmaceuticals to treat radiation-exposed workers, and trains physicians to respond to radiological accidents anywhere in the

(dollars in thousands)

FY 2009	FY 2010	FY 2011
---------	---------	---------

United States. The Radiation Emergency Accident Center/Training Site is a core component of the national response to nuclear weapons of mass destruction and provides an environment for scientific research on techniques for rapid measurement of radiation effects on humans and supports the DOE complex in ensuring medical teams have the best modern training to prepare for responding to emergencies.

In 2011, HSS will enhance its nuclear safety activities implemented in FY 2009 and FY 2010 to improve operational awareness and oversight of DOE nuclear facilities and operations. HSS will assist in the safe and secure management of nuclear facilities and operations and the environmental cleanup of legacy weapons production operations as recommended by a U.S. Government Accounting Office October 2008 report. Funding provides technical support for scientific research relevant to the development and maintenance of nuclear and facility safety policies, requirements, guidance, and standards that establish DOE's nuclear safety regulatory framework under the Atomic Energy Act and related laws; assistance to DOE entities in the implementation of nuclear and facility safety requirements; and programmatic oversight to determine implementation status and identify areas for improvement.

In FY 2010, HSS continued its initiative to identify redundancies and needed improvements in the clarity and consistency of its nuclear safety-related requirements and expanded this effort to include associated guidance documents and technical standards. In FY 2011, funding will provide for the continued examination of regulations, directives, guides, and standards to reflect updated international and national codes and standards, changing DOE missions and work environments, and emerging safety issues that arise when working with nuclear materials in aging facilities. Emphasis will continue to be placed on graded approaches commensurate with the hazard and risk management approach to ensure cost-effective safety measures are employed.

Funding provides for technical support and assistance to DOE mission-related operating units for implementing newly revised or issued directives and standards and for promoting continuous improvement in implementing existing directives and standards. Emphasis will continue to be placed on the appropriate use of justifications for continued operations and safety basis authorization documentation. Support and assistance will be provided through onsite visits, in-person and virtual workshops, and other communications mechanisms.

Operational oversight of nuclear safety programs will continue through leveraging efforts of the facility representative program, which consists of approximately 200 site office resident representatives who provide operational oversight at DOE nuclear facilities, onsite assistance visits, feedback from DOE site offices, safety reporting mechanisms, independent oversight appraisals, and enforcement actions. The status of safety basis documentation will be reviewed through the enhanced DOE knowledge system developed in response to the 2008 U.S. Government Accountability Office report. In addition, this activity funding provides for the conduct of readiness reviews for category 1, 2, and 3 nuclear facilities prior to authorizing the startup or restart of these facilities to address inconsistencies and deficiencies in process implementation identified by DOE, the U.S. Government Accountability Office, and the Defense Nuclear Facilities Safety Board.

(dollars in thousands)

FY 2009	FY 2010	FY 2011
---------	---------	---------

To foster management excellence and reliability in nuclear safety and security, HSS assists in funding an information exchange with the Institute of Nuclear Power Operations. The Institute of Nuclear Power Operations is a non-profit organization established by the commercial nuclear power industry to promote the highest levels of safety and reliability in the operation of nuclear power plants. Interaction with the Institute enables DOE to incorporate applicable best practices as part of the Department's commitment to continuous improvement of nuclear operations. Funding provides direct access to otherwise unavailable current commercial nuclear industry standards, best practices, and benchmarking opportunities. Through an agreement established in 1989, the Institute of Nuclear Power Operations provides DOE with comprehensive and timely insights on nuclear safety excellence from a single, unique, internationally recognized expert source. The annual membership fee provides the Department access to methodologies, standards, and databases of operating experience and information. Additionally, the Institute of Nuclear Power Operations provides direct technical assistance to DOE and its site contractors. Funding for the exchange is shared by DOE entities that utilize the information exchange.

Title 10 C.F.R. 830, *Nuclear Safety Management*, requires that DOE maintain a public list (on the Internet) that provides the status of the safety basis for each hazard category 1, 2, or 3 DOE nuclear facility and, to the extent practicable, provides information on how to obtain a copy of the safety basis and related documents for a facility. Funding supports the development and maintenance of web-based systems easily accessible by the public and DOE organizations.

The worker safety activity provides technical support for the implementation of the Federal employee occupational safety and health program as required by Presidential Executive Order 12196, *Occupational Safety and Health Programs for Federal Employees*; Section 19 of Public Law 91-596; the *Occupational Safety and Health Act of 1970*; and 29 C.F.R. 1960, *Basic Program Elements for Federal Employee Occupational Safety and Health Programs and Related Matters*. Funding provides for guidance and technical assistance to DOE line managers to ensure accomplishment of Departmental objectives while maintaining the safety of its employees. Funding also provides for the development and implementation of required annual employee training programs and supports the development of an annual Federal employee occupational safety and health report to the Secretary of Labor.

Safety performance trending and analysis funding supports in-depth analyses, performance indicator development, and data quality assessments designed to identify excellent performance and areas needing improvement in order to reduce or prevent adverse events and injuries and minimize mission interruptions. Corporate safety indicators, benchmarked against "best in class" corporations, such as DuPont and Dow Chemical, provide senior management and the entire DOE complex with safety performance status and trends and effective tools to focus senior management dialogue and attention on priority safety, health, and environmental issues. Funding provides for safety database improvements and maintenance, as well as guidance and assistance to field elements in order to improve the timeliness and completeness of accident/injury reporting data contained in the Computerized Accident/Incident Reporting System. Funding also supports in-depth data analyses of Occurrence Reporting and Processing System information correlated with nuclear safety and environmental activities, and other

(dollars in thousands)

FY 2009	FY 2010	FY 2011
---------	---------	---------

qualitative information provided by organizational representatives throughout DOE. When excellent safety performance is identified, HSS ensures that lessons learned are shared throughout the rest of the Department. HSS provides technical assistance when poor safety performance is identified to ensure corrective actions are developed and implemented.

The DOE operating experience program leverages all DOE Federal and contractor operating experience and lessons learned across the Department. The program is managed by HSS through an operating experience council consisting of DOE Federal and contractor managers and “best in class” industry representatives from organizations with operations similar to DOE. Funding provides for the development and implementation of improved methods for utilizing safety-related data and communication systems (e.g., data mining and display capabilities); utilizing state-of-the-art commercial experience to identify and use leading performance measures to leverage safety performance; and providing for analysis of safety performance tailored to nuclear, industrial, and worker safety. Funding also supports the suspect, defective, and counterfeit item program, which works closely with other government departments and industries to identify faulty parts and prevent their use in nuclear and other facilities. Collecting the products of operating experience provides site managers and workers with actionable information to assist in the avoidance of costly mission interruptions and accidents.

Funding provides resources to assist the DOE complex integrate innovative high reliability organization and human performance improvement concepts into their operations. High reliability organizational theory focuses on how complex organizations achieve consistent, highly reliable performance to increase productivity and prevent accidents or other mission-critical consequences. Human performance improvement is a sub-set of high reliability that uses human performance science to align organizational, technical, and cultural factors with human capabilities to promote excellent performance and preclude events initiated by human error. Funding provides training and professional development course materials in coordination with the National Training Center; DOE-wide workshops; implementation facilitation at the site level; and a knowledge-sharing alliance with the Energy Facility Contractors Group, other U.S. government agencies, private industry (such as the Institute of Nuclear Power Operations), and the academic community. Funding also provides assistance to DOE offices and contractors in developing internal expertise in high reliability and human performance, and assistance in integrating high reliability and human performance principles, concepts, and tools into their policies, management systems, processes, and organizational cultures.

The worker safety activity also funds environment, safety, and health training, developed in partnership with worker unions, to identify and implement standardized approaches and provide for the development and delivery of technical training to develop and maintain DOE and contractor environment, safety, and health competencies. Funding also supports training module development, delivery, and maintenance for courses related to corporate information gathering operations.

Quality assurance activities provide technical support to maintain quality assurance requirements and guidance and provide corporate resources to ensure that products and services support Departmental objectives. Funding supports efforts to provide assistance to Departmental elements and contractors in the interpretation and implementation of DOE quality assurance requirements and in the resolution of

(dollars in thousands)

FY 2009	FY 2010	FY 2011
---------	---------	---------

quality assurance-related issues. Funding also provides for HSS to evaluate the effectiveness of the implementation of quality assurance requirements and recommend program adjustments and improvements. In addition, funding provides operating support for the DOE safety software central registry, the DOE software quality assurance program, and the DOE quality council, chaired by HSS, whose role is to promote communication, consistency, and collaboration across the DOE complex to improve the Department's quality assurance performance.

Funding also provides for the operation and monitoring of the Filter Test Facility, which tests 100 percent of all safety class and safety significant high efficiency particulate air filters prior to their use at DOE nuclear facilities. The purpose of the testing is to ensure the integrity of confinement ventilation systems intended to protect the environment, the workers, and the public and satisfies a commitment to the Defense Nuclear Facilities Safety Board and DOE Standard 3020-2005, *Specifications for High Efficiency Particulate Air Filters Used by DOE Contractors*. The Filter Test Facility tests approximately 2,600 filters annually. In FY 2011, HSS will continue its increased monitoring of inspection, testing, and procurement of high efficiency particulate air filters to ensure resolution of manufacturing and other defects that caused the increased rate of rejection of filters in FY 2008 and FY 2009.

Funding supports the implementation of the DOE accident investigation program, which investigates and determines root causes of accidents involving worker fatalities, acute exposures to radiation or chemicals, environmental releases, or the large loss of capital assets. The purpose of the program is to prevent the recurrence of such accidents and to contribute to improved environmental protection and safety and health of DOE employees, contractors, and the public. Accidents are categorized as either Type A or B via DOE Order 225.1A, *Accident Investigation*. HSS manages the conduct of Type A accident investigations and supports the conduct of Type B investigations by DOE program elements. Funding also supports program development, administration, and investigator training.

The Dam Safety and Security Act of 2002 (Public Law 107-310) requires that DOE participate in the national dam safety program administered by the Federal Emergency Management Administration. This activity provides funding to the Federal Energy Regulatory Commission to conduct periodic safety inspections that ensure the structural integrity of 15 DOE-owned dams and other water impoundment structures, ensuring DOE compliance with Federal dam safety guidelines and protecting the environment and public from potential harm from DOE's containment systems.

<b>Environment</b>	<b>3,241</b>	<b>3,241</b>	<b>3,241</b>
--------------------	--------------	--------------	--------------

Environmental activities support the Secretary's environmental objectives by fostering efficient use of resources and energy throughout DOE operations, assisting in the responsible management of natural and cultural resources on and around DOE facilities, and avoiding future liabilities in these areas. Funding provides technical support for the development of policies, requirements, and guidance related to sustainable environmental stewardship, pollution prevention, greenhouse gas reduction, and sustainability performance tracking and reporting across the DOE complex. In addition, HSS develops DOE policies that encourage green purchasing throughout the Department. Through its purchasing power, DOE provides incentives to industry to develop and provide environmentally friendly products

**Other Defense Activities/  
Health, Safety and Security/  
Health and Safety**



(dollars in thousands)

FY 2009	FY 2010	FY 2011
---------	---------	---------

that subsequently are made available to the public sector. Funding provides technical support for the development and maintenance of environmental protection directives in order to improve compliance with environmental laws and regulations; enhance DOE's performance in preventing pollution; achieve the Administration's new environmental goals established through Executive Orders, DOE directives, and other means; and advance implementation and continuous improvement of environmental management systems throughout the Department.

Technical support will be provided to DOE site and program offices and laboratories to evaluate and resolve site regulatory compliance issues by developing cost-effective alternative compliance strategies; issuing guidance regarding the interpretation and implementation of new regulatory requirements; and implementing web-based compliance tools. Support will also be provided to coordinate and develop consolidated responses to proposed changes in environmental regulations and related requirements that have the potential to impact Departmental operations. In addition, HSS will continue to review DOE sites' toxic chemical release inventory annual reporting data to evaluate the effectiveness of the Department's toxic chemical release reduction efforts and validate adherence to the reporting requirement; produce annual reviews and reports on DOE environmental compliance performance; and submit annual radionuclide emissions summaries to the Environmental Protection Agency under an interagency agreement.

Funding provides for technical assistance regarding the implementation of sustainable practices that improve environmental performance by promoting recycling and reuse of materials, including electronics; replacing toxic substances and materials with non-toxic substitutes; reducing waste volumes and toxicities; and implementing other sustainable environmental stewardship goals, including the lowering of greenhouse gas emissions. Funding provides for the maintenance and operation of the pollution prevention performance tracking and reporting system website. HSS will continue to administer the DOE environmental sustainability awards program that formally recognizes DOE entities for outstanding pollution prevention and other sustainable environmental stewardship achievements. In addition, HSS will continue to assist DOE entities enter the White House "Closing the Circle" environmental stewardship award competition. DOE won one or more of these White House awards in each year from 2004 to 2008.

Environmental activities provide technical support for the maintenance of DOE's radiation protection regulatory framework to provide protection of the public and environment consistent with national and international radiation protection standards and Departmental risk management strategies. FY 2009 and 2010 funding provided for the updating and publication of DOE Order 458.1 (replacing DOE Order 5400.5), *Radiation Protection of the Public and the Environment*, to reflect current standards, knowledge, and practice in radiological science. FY 2011 funding will be used to complete and publish guidance in support of the new order pertaining to optimizing radiation protection of the public and the environment, controlling and clearing property with residual radioactive material, conducting radiological effluent monitoring and environmental surveillance, developing environmental radiological protection program plans, and incorporating environmental radiological protection program plans into environmental management systems. Funding also provides for continued coordination with international standards organizations to benchmark U.S. radiation protection approaches against existing

(dollars in thousands)

FY 2009	FY 2010	FY 2011
---------	---------	---------

and proposed standards and for continued representation of the United States in international standards development processes.

Technical support provides assistance to DOE operating units by evaluating requests from DOE field and program offices for specific authorizations and exemptions related to public and environmental radiation protection and radioactive waste management activities including the review of requests for authorized limits to control and release property potentially containing small amounts of residual radioactive material. Assistance will be provided to DOE sites with low-level waste and transuranic waste disposal operations to ensure compliance with DOE Order 435.1, *Radioactive Waste Management*, and Federal radiation protection requirements. In addition, HSS will continue to provide technical assistance to DOE projects conducting performance assessments of high-level waste tanks containing radioactive residue following removal of waste and cleaning to ensure appropriate disposition of the tanks. Funding provides for the maintenance of science-based tools for radiation dose and risk assessment, such as the residual radioactivity codes, to estimate doses associated with residual radioactive material in soils, buildings, and materials to ensure that computations made with these tools meet DOE and Federal quality standards.

Funding supports efforts to unify the Federal government's approach to radiation protection of the public and the environment by improving and integrating waste management approaches that support the disposition of radioactive waste from DOE operations, as well as disposition of wastes from radiological events. Funding also supports interagency coordinated efforts, such as the establishment of a national center for research on radiation dosimetry and risk with the Environmental Protection Agency, Nuclear Regulatory Commission, Department of Defense, and Occupational Safety and Health Administration. HSS will continue to work with other Federal agencies in assessing the newest recommendations of the International Commission on Radiological Protection as they relate to radiation protection of the public and the environment and their applicability to U.S. radiation protection programs.

DOE maintains a leadership role in the continued development and maintenance of radiological criteria that support protective action decisions and Federal policy governing response to and recovery from incidents involving radiological dispersal devices and improvised nuclear devices. Funding provides for the acquisition of specialized radiological emergency response and recovery expertise that contributes to the establishment of guidelines and mechanisms for a safe and orderly recovery from potentially widespread radiological contamination, the restoration of infrastructure and vital economic activity, and the protection of workers and the public.

Funding for the DOE analytical services program provides DOE-wide centralized quality assurance audits of environmental laboratories used by DOE sites in support of environmental compliance programs and assists DOE operating entities in determining environmental sampling protocols. This corporate crosscutting program ensures consistent, high quality environmental data and waste disposition and eliminates redundancy of operations by multiple DOE entities, resulting in an estimated annual savings of approximately \$2,400,000. Standardized laboratory audits ensure that environmental analytical laboratory data reported to DOE sites (through their contractual agreements) is reliable and of

(dollars in thousands)

FY 2009	FY 2010	FY 2011
---------	---------	---------

high quality and that the data is technically and legally defensible in support of regulatory compliance and environmental remediation and cleanup projects. The program assists in minimizing environmental regulatory actions that may interfere with DOE missions and result in unnecessary fines. Audits of commercial operations protect the Department against future liabilities by identifying poorly operated facilities seeking to manage DOE-generated waste. Funding provides for the conduct of up to 40 annual qualification audits of environmental laboratories and commercial waste operation vendors, semi-annual quality assurance proficiency testing of 120 domestic and international laboratories, and the development of software and field training to assist field sites in their systematic planning and environmental sampling programs. Funding also provides for the maintenance of software used to determine environmental sampling protocols and provision of user training to DOE field elements.

**Health Programs** **52,709**      **55,952**      **54,955**

Health programs consist of collecting DOE worker health data to be available for health science researchers, having health research performed around DOE operations, overseeing health research in Russia and Japan, and providing health services to the people of the Marshall Islands. Health programs also provide for the former worker medical surveillance program and support to the Department of Labor in its implementation of the Energy Employees Occupational Illness Compensation Act.

■ **Domestic Health Programs** **28,759**      **32,405**      **31,655**

• **Health Research** **6,603**      **5,250**      **5,250**

Epidemiological studies examine the real and potential effects of DOE operations on its employees, and include the illness and injury surveillance program, the electronic Comprehensive Epidemiologic Data Resource, and the U.S. transuranium and uranium registries. Epidemiology studies provide site and contractor management with the most current occupational health analysis of health and safety effects on the workforce, to include the effects that may result from breakthrough science and innovative research, and enable timely actions essential to worker protection and to inform needed policy changes.

The illness and injury surveillance program is the only source of information on the health of the current contractor workforce. The goals of the program are to protect and promote the health of DOE workers, identify those groups at increased risk, and provide a focus for intervention strategies. Funding supports technical assistance to DOE site coordinators regarding data collection, quality assurance, data transmission, and intermittent computer programming activities. In addition, funding provides for a data center that conducts additional data quality assurance activities, data analysis, data file and report preparation, assistance with special health investigations initiated at site request, and related technical support activities.

The Comprehensive Epidemiologic Data Resource is an electronic database that allows health researchers throughout the world to access data from health studies funded by DOE and other health related activities regarding current and former DOE workers. Funding provides for the transfer of data from throughout the Department; maintenance of the centralized database; management of the incoming data to remove personal information and ensure accuracy, proper

(dollars in thousands)

FY 2009	FY 2010	FY 2011
---------	---------	---------

documentation, and organization of the information; and assistance to scientific investigators in gaining access to the data and responding to queries of the dataset.

The U.S. transuranium and uranium registries comprise a unique research program that studies the biokinetic distribution and biological effects of plutonium and other transuranic elements in voluntarily donated post-mortem human tissues. This information is used to improve DOE's ability to estimate internal exposures attributable to the intake of long-lived radioactive materials and supports refinement of radiation protection policies. Funding provides for the collection, preparation, and storage of the tissues for future research.

Title 10 C.F.R. Part 850, *Chronic Beryllium Disease Prevention Program*, requires DOE sites to inventory, assess, and reduce beryllium exposure hazards to employees who are at risk for beryllium-related illness. Sites that identify employees at risk due to ongoing or past work are required to implement chronic beryllium disease prevention programs that include reporting health and industrial hygiene exposure data to the DOE beryllium-associated worker registry. Data analysis furthers the science and understanding of health effects, which then leads to improved diagnosis and treatment of beryllium disease. Funding supports the continued maintenance of the registry and data center that receives electronic data from participating sites. The center translates the data to standard formats, checks for accuracy and completeness, conducts analyses, and generates reports. Data stored in the registry is accessible by DOE contractor and program offices, HSS beryllium program personnel, and health researchers throughout the world.

This activity also supports the beryllium tissue repository, which collects, temporarily stores, and ships tissue and blood samples donated by current and former DOE workers exposed to beryllium to the National Institutes of Health. Access is then provided to health researchers throughout the world. This unique repository lets scientists use these materials to develop new approaches to early detection and knowledge of how the disease progresses. Samples are used to conduct research into the study of beryllium disease and to develop new technologies to detect beryllium sensitization and to predict outcomes. Funding provides for the collection and preparation of samples at five clinical centers, established through cooperative agreements, located throughout the United States. Funding also provides for the DOE central beryllium institutional review board, jointly funded with the DOE Office of Science, to review all beryllium-related research and medical screening funded by DOE and/or involving the DOE workforce, in order to ensure that the risks to human participants are minimized and reasonable in relation to the anticipated benefits. The board also ensures the Department protects the rights and welfare of study participants in accordance with applicable Federal regulations, state laws, DOE directives, existing ethical principles and professional practice standards, and institutional policies.

This activity supports public health studies performed by other Federal agencies, such as the Department of Health and Human Services, National Institute for Occupational Safety and Health, the National Center for Environmental Health, and the Agency for Toxic Substances and

(dollars in thousands)

FY 2009	FY 2010	FY 2011
---------	---------	---------

Disease Registry, to provide third-party objectivity regarding the effect of DOE operations on communities surrounding DOE sites. These studies are performed around nuclear weapons production facilities, as well as DOE hazardous waste sites that are on or proposed for the National Priorities List as required under the Comprehensive Environmental Response, Compensation, and Liability Act.

- Former Worker Medical Screening**
17,656 <sup>a</sup>
18,655 <sup>b</sup>
18,655

The former worker medical screening program provides medical screenings for former DOE and DOE-related vendor employees to identify adverse health conditions resulting from work conducted at DOE facilities or on behalf of DOE, as mandated by Congress in the FY 1993 Defense Authorization Act (Public Law 102-484). This activity funds external teams of independent health experts to offer medical screenings to interested individuals among the 600,000-person former DOE Federal and contractor workforce. The Department’s former worker medical screening program supports the Secretary’s objectives by improving the understanding of potential health effects from national security operations and exposures to legacy hazards by DOE workers and the community. The program’s strengths center on the use of the best available, evidence-based approach to determine possible occupational causality of disease. The program includes a preliminary site assessment to identify groups of at-risk workers and DOE site-specific exposures, and medical screening that includes examinations to check for adverse health outcomes potentially related to occupational exposures to such materials as beryllium, asbestos, silica, lead, cadmium, chromium, and solvents. The design and implementation of the Department’s medical screening programs contribute to the furtherance of medical screening science used by medical practitioners throughout the world. Nineteen peer-reviewed scientific studies were published in 2003-2008 as a result of the data collected and the methods employed by this activity.

The program employs nine cooperative agreements involving a consortium of universities, labor unions, and commercial organizations with expertise in medical program administration. Funding provides for outreach efforts and the conduct of approximately 10,000 medical screenings annually to former workers through clinics in close proximity to their residences. Medical screening is also provided to employees at risk for chronic beryllium disease who worked for weapons complex manufacturers that no longer exist. Workers identified with illnesses related to work on behalf of DOE are referred to the Department of Labor for potential compensation through the Energy Employees Occupational Illness Compensation Program Act. In FY 2011, the national supplemental screening program will conduct additional screenings associated with the Energy Technology and Engineering Center, located in California, and additional referrals from individuals no longer residing near an active DOE site.

<sup>a</sup> See Congressionally Directed Project that adds \$999,000 for medical monitoring at Paducah, KY, Portsmouth, OH, and Oak Ridge, TN.

<sup>b</sup> See Congressionally Directed Project that adds \$1,000,000 for medical monitoring at Paducah, KY, Portsmouth, OH, and Oak Ridge, TN; and \$1,000,000 for Burlington Atomic Energy Commission Plant and Ames Laboratory former worker medical surveillance program activities.

(dollars in thousands)

FY 2009	FY 2010	FY 2011
---------	---------	---------

Funds from this activity are also used to supplement other DOE health research programs, such as the beryllium registry and repository, the Comprehensive Epidemiologic Data Resource, and the uranium and transuranium registries to ensure medical data and tissue and blood samples are included in these nationwide datasets.

- **Employee Compensation Program** **4,500** **8,500** **7,750**

DOE Energy Employees Occupational Illness Compensation Program Act activities support the implementation of Parts B and E of the Act by the Department of Labor to provide compensation to persons who have become ill as a result of work at DOE facilities. Part B provides for compensation to workers with beryllium disease, silicosis, or radiation induced cancer, and Part E provides for compensation and medical benefits to DOE contractor and subcontractor employees whose illnesses were caused by exposure to any toxic substance, such as beryllium or other unique chemical hazards, while working at a DOE facility. DOE's support consists primarily of providing information regarding employment status, exposures to radiation and toxic substances, and operational history of the DOE facilities to the Department of Labor, the National Institute for Occupational Safety and Health, and the President's Advisory Board on Radiation and Worker Health in support of claims filed by current and former DOE Federal and contractor employees.

Funding provides for conducting searches of available records for covered facilities, declassifying relevant records, and providing copies of those records to the Department of Labor and the National Institute for Occupational Safety and Health. DOE expects to process approximately 18,000 individual records requests in FY 2011, based on information provided by the Department of Labor. Funding also provides for large-scale records research projects conducted by the Department of Labor, the National Institute for Occupational Safety and Health, and the President's Advisory Board on Radiation and Worker Health. It is anticipated that DOE will receive up to eight requests to conduct large-scale projects of this type in FY 2011.

FY 2011 funding provides for the continued transition of hard copy, paper records to electronic records. This effort, along with some small-scale records indexing projects, will improve the efficiency of responses to the Department of Labor and the National Institute for Occupational Safety and Health. In FY 2011, HSS will also assist DOE sites implement secure, online file transfer systems for the transmission of Energy Employees Occupational Illness Compensation Program Act data to the Department of Labor and the National Institute for Occupational Safety and Health. This effort is expected to improve information security and data accountability, as well as further reducing response time.

In FY 2011, HSS will continue efforts designed to increase coordination and interface between the former worker medical screening program and Energy Employees Occupational Illness Compensation Program Act activities. These efforts include identifying outreach mechanisms to former workers and exploring opportunities for the exchange of medical, site, and exposure information between former worker medical screening program service providers and the

(dollars in thousands)

FY 2009	FY 2010	FY 2011
---------	---------	---------

Department of Labor and the National Institute for Occupational Safety and Health to provide assistance to the agencies tasked with adjudicating claims related to the Act.

This activity also provides for the storage of epidemiology and other health-related records from HSS health activities for use in evaluating health claims.

■ <b>International Health Programs</b>	<b>23,950</b>	<b>23,547</b>	<b>23,300</b>
• <b>Russian Health Studies</b>	<b>3,650</b>	<b>3,247</b>	<b>3,000</b>

The Russian health studies program supports the collaborative research program between U.S. and Russian scientists to determine the risks associated with working at or living near Russian former nuclear weapons production sites. The research is performed under the *Cooperation in Research on Radiation Effects for the Purpose of Minimizing the Consequences of Radioactive Contamination on Health and the Environment* agreement between the United States and Russia, signed in 1994 and renewed in 2000, 2007, and 2009; this research will continue through January 2014. The agreement is implemented through the Joint Coordinating Committee for Radiation Effects Research, a bilateral government committee representing agencies from the United States and the Russian Federation. The goals of the program are to better understand the relationship between health effects and chronic, low-to-medium radiation exposure; determine radiation-induced cancer risks from exposure to gamma, neutron, and alpha radiation; and improve and validate U.S. and international radiation protection standards and practices.

To date, all research activities have focused on the first Russian nuclear weapons production facility – Mayak Production Association (Mayak) – located in Ozersk, Russia, and on the communities surrounding the complex and along the Techa River. DOE supports radiation exposure reconstruction studies, epidemiologic studies, molecular and radiobiological studies, and a tissue repository. An external scientific review group of eminent U.S. and Russian scientists evaluates and oversees all scientific work. Studying the Russian nuclear workers and people in the surrounding communities supports a more accurate determination of the risks associated with employment in the nuclear industry and assists in the validation of U.S. and worldwide radiation protection standards. These results are available to standards-setting organizations for evaluating the value of exposure standards and advancing the science of radiobiology, as evidenced by a variety of scientific publications. In FY 2011, researchers are scheduled to publish revised dose estimates for an enlarged cohort of 26,000 Mayak workers and a method for computing individual (versus group) past radiation exposure for 30,000 members of communities surrounding Mayak.

• <b>Japanese Health Studies</b>	<b>14,000</b>	<b>14,000</b>	<b>14,000</b>
----------------------------------	---------------	---------------	---------------

The Japanese health studies activity supports the Radiation Effects Research Foundation, a bi-national agreement between the United States and Japan, to conduct epidemiologic studies and medical surveillance of the survivors of the atomic bombings of Hiroshima and Nagasaki. The Radiation Effects Research Foundation also engages in innovative science to develop new research methods and approaches for assessing radiation health effects and is the single most

(dollars in thousands)

FY 2009	FY 2010	FY 2011
---------	---------	---------

cited research foundation in the world for the effects of ionizing radiation on humans. The scientific community around the world uses the research results to recommend radiation protection standards. Results from the life span study of the survivors continue to provide the scientific basis for the standards-setting organizations that establish national and international radiation protection policy. Revisions of epidemiologic data on cancer incidence in relation to radiation dose are based on the recently published reassessment of doses received by the Japanese survivors. In FY 2011, the Radiation Effects Research Foundation will have begun full transition to a public interest foundation as required under recent changes in Japan law, and DOE will have formed new partnerships with Japanese agencies responsible for oversight of the new foundation.

- |                                 |              |              |              |
|---------------------------------|--------------|--------------|--------------|
| <b>Marshall Islands Program</b> | <b>6,300</b> | <b>6,300</b> | <b>6,300</b> |
|---------------------------------|--------------|--------------|--------------|

The Marshall Islands Program provides for environmental monitoring in support of safe resettlement of four atolls; medical surveillance and cancer care and treatment of 178 people; environmental monitoring of radiation levels; and recommendations for site remediation of the Marshall Islands due to nuclear weapons testing conducted between 1946 and 1958, as required by Public Laws 99-239 and 108-188, and the Compact of Free Association between the United States and Republic of the Marshall Islands. Currently, the program includes two critical components: 1) annual comprehensive medical screening examinations, cancer diagnosis, treatment, and medical care for radiation-exposed individuals; and 2) environmental field science and radiological monitoring to assist decision-making concerning the resettlement of the displaced atoll populations. Funding provides for continued whole-body counting and plutonium urinalyses for this population to measure individual exposure to radionuclides; comprehensive annual screening examinations; and medical care for those who contract cancer. Whole-body counting technologies will continue to be the centerpiece of the DOE's environmental and radiological monitoring program. The combined Marshall Islands special medical care and logistics program cooperative agreement provides medical and logistics support under a single management plan for efficient and cost-effective management.

<b>Enforcement Programs</b>	<b>1,998</b>	<b>1,998</b>	<b>1,998</b>
-----------------------------	--------------	--------------	--------------

DOE's worker safety and health, nuclear safety, and classified information security enforcement activities implement Congressionally mandated programs as specified in 10 C.F.R. 851, *Worker Safety and Health Program*; 10 C.F.R. 820, *Procedural Rules for DOE Nuclear Activities*; 10 C.F.R. 830, *Nuclear Safety Management*; 10 C.F.R. 835, *Occupational Radiation Protection*; 10 C.F.R. 708, *DOE Contractor Employee Protection Program*; and 10 C.F.R. 824, *Procedural Rules for the Assessment of Civil Penalties for Classified Information Security Violations*. The goals of these enforcement activities are to ensure DOE contractors' adherence to worker safety and health, nuclear safety, and classified information security regulations, and to promote proactive improvement of worker and nuclear safety and security performance through timely self-identification, reporting, and correction of noncompliant conditions to enable contractors to achieve excellence in mission accomplishment without the need for enforcement actions.

Funding provides for review and analysis of operational data, including voluntary noncompliance

**Other Defense Activities/  
Health, Safety and Security/  
Health and Safety**



(dollars in thousands)

FY 2009	FY 2010	FY 2011
---------	---------	---------

reports and the conduct of onsite program reviews and investigations. HSS collects and analyzes operational data from data management systems designed specifically for noncompliance event management, HSS independent oversight inspection and special review reports, DOE Occurrence Reporting and Processing System reports, Office of Inspector General reports, and U.S. Government Accountability Office audits and inspections. Worker and nuclear safety noncompliance event reporting is managed through a web-based Noncompliance Tracking System funded within this activity. Classified information noncompliance reporting is managed through the DOE electronic Safeguards and Security Information Management System, which is funded through another activity within HSS. Data from these systems is used to determine whether enforcement investigations are warranted and to analyze trends in noncompliance events. HSS anticipates reviewing up to 1000 incident reports in FY 2011, resulting in up to 20 investigations. Funding provides for the development and issuance of enforcement actions, such as preliminary notices of violations, notifications of violation, enforcement letters, consent orders, compliance orders, and notifications to contractors of assessed civil penalties or other sanctions. HSS projects that approximately 15 enforcement actions will be issued in FY 2011. Funding also provides for the conduct of an annual enforcement coordinator workshop.

<b>Total, Subprogram Health and Safety</b>	<b>69,348</b>	<b>76,121</b>	<b>75,124</b>
--	---------------	---------------	---------------

**Explanation of Funding Changes**

FY 2011 vs. FY 2010 (\$000)
-----------------------------------

**Health Programs**

■ **Domestic Health Programs**

• **Employee Compensation Program**

Funding reflects a reduced need for DOE operational data from the Department of Labor.

-750

**Total, Domestic Health Programs**

**-750**

■ **International Health Programs**

• **Russian Health Studies**

Funding reflects the project moving from data collection to report writing activities.

-247

**Total, International Health Programs**

**-247**

**Total, Health Programs**

**-997**

**Total, Funding Change, Subprogram Health and Safety**

**-997**

## Security

### Funding Schedule by Activity

(dollars in thousands)

	FY 2009	FY 2010	FY 2011
Security			
Specialized Security Activities	162,926	163,700	183,881
Safety and Security Training	16,656	16,656	16,656
Security Operational Support	12,652	12,652	12,652
Security Technology Development and Systems Deployment	13,399	11,754	10,284
Classification, Declassification and Controlled Information	11,178	10,785	10,785
Security Investigations	34,081	12,320	13,320
Headquarters Security Operations	26,634	33,769	33,769
Total, Subprogram Security	277,526	261,636	281,347

### Benefits

The Security subprogram provides support to develop and assist in the implementation of safeguards and security programs that provide protection to national security and other vital national assets entrusted to the DOE; and to implement the U.S. government's nuclear weapons-related technology classification and declassification program. Policies and guidance related to physical, personnel, and information security and nuclear materials accountability are maintained in order to be responsive to national security needs and changing threat environments. Assistance is provided to DOE program and site offices and laboratories via working groups, site-specific, and corporate program support to implement cost effective security measures tailored to Departmental mission accomplishment. Department wide assistance is provided via training programs to develop and maintain the proficiency and competency of DOE safety and security personnel in support of overall Departmental human capital goals. Support is also provided in the development and deployment of security technologies to diminish the Department's reliance on labor intensive practices. Corporate security-related information management systems are maintained to determine the potential for an undue risk to individual sites, the Department, and national security. This subprogram also provides for the continuous physical protection and security of DOE facilities and information in the National Capital Area and access authorization security background investigations for DOE Headquarters Federal and contractor personnel. Additionally, the information control program is implemented by DOE for the U.S. government to mitigate national security threats by preventing the release of information regarding weapons of mass destruction or other data that has the potential to damage the Nation's energy infrastructure and ensuring the release of information that is not sensitive.

### Detailed Justification

(dollars in thousands)

	FY 2009	FY 2010	FY 2011
<b>Specialized Security Activities</b>	<b>162,926</b>	<b>163,700</b>	<b>183,881</b>

These activities identify and communicate information necessary to ensure adequate protection of the

(dollars in thousands)

FY 2009	FY 2010	FY 2011
---------	---------	---------

Department's national security assets by providing relevant, timely, and objective analysis of data from multiple sources. This activity coordinates, directs, and performs highly specialized activities to protect DOE assets through the analysis of information by a highly specialized workforce.

**Safety and Security Training** **16,656** **16,656** **16,656**

This activity develops and maintains the proficiency and competency and builds management excellence of DOE safety and security personnel in direct support of the Secretarial objectives through standardized training for the protection of the environment; safety and health of the public and the workforce, and security of critical Departmental and national security assets. The DOE National Training Center, in Albuquerque, NM, serves as the primary resource for DOE safety and security training.

Funding supports the development and delivery of security and safety training programs. Security training activities consist of specialized training in protective force operations, including weapons firing courses and response force tactics. Additionally, funding provides specialized training in the areas of vulnerability assessments, nuclear materials control and accountability, physical security systems, personnel security, information security, and security techniques and methodologies. These critical National Training Center courses qualify security personnel to perform safeguards and security functions throughout DOE. Safety training activities primarily focus on the development and delivery of training to personnel who perform safety duties in a nuclear operational environment. Training is provided utilizing facilities located at the National Training Center campus and at facilities throughout the DOE complex, as well as via distance-learning techniques. The National Training Center also deploys mobile safety and security training teams to DOE field sites to maximize cost savings while maintaining training integrity and consistency. Security instruction ranges from courses in protective force operations to adjudication processes. Safety instruction ranges from courses in procedures within a nuclear processing work environment to ladder safety techniques.

Funding supports the operation and maintenance of National Training Center facilities. Facilities are located across four distinct areas permitted to DOE by the U.S. Air Force and the U.S. Forest Service. National Training Center facilities consist of classroom, administrative offices, and weapons firing ranges. The National Training Center also maintains the Integrated Safety and Security Training and Evaluation Complex, a simulated DOE research and operational facility designed to employ and evaluate training methodologies and evolving safety and security technologies through a hands-on, performance-based approach to training. Operation and maintenance funding provides for utility and telecommunications services for Federal and contractor personnel and for the management of support programs necessary to provide a safe, secure, and environmentally sound operation that meets the requirements of Secretarial objectives, Departmental directives, the Occupational Safety and Health Administration, the Environmental Protection Agency, and state and local laws and regulations.

**Security Operational Support** **12,652** **12,652** **12,652**

Security operational support activities provide technical and field expertise to Federal staff to develop Department-wide safeguards and security requirements and guidance; provide assistance to DOE operations; and maintain and manage corporate-level safeguards and security-related programs and information technology systems.

**Other Defense Activities/  
Health, Safety and Security/  
Security**

(dollars in thousands)

FY 2009	FY 2010	FY 2011
---------	---------	---------

Funding for security policy analysis provides for subject matter technical expertise in a wide variety of security disciplines to support the Federal staff in the analysis of security policies in the context of national level drivers and the development of security requirements and performance measures. These activities support all Secretarial objectives by providing a tailored level of security requirements for a wide range of Departmental scientific, research, and national security objectives based on the security significance of their national assets. Security policies, requirements, and guidance are developed to be clear and easily implemented with the goals of securing nuclear material and classified matter, as well as protecting the highly specialized and trained DOE workforce. These policies address program planning and management (e.g., site safeguards and security plans, facility clearances, and surveys and self-assessments), information security, physical protection systems, protective force operations, personnel security, and nuclear material control and accountability. Funding also provides for coordination and interaction with subject matter experts from the national laboratories and other field locations who provide feedback to keep security requirements current and effective. Other security-related support provides for expert advice and assistance in the development of requirements for physical security systems, explosive detection systems, and integrated alarm management and control systems. FY 2011 funding supports the continued review of security policies to eliminate unnecessary or duplicative requirements and to ensure consistency with relevant national standards, as appropriate.

This activity provides technical support for the security-related aspects of the human reliability program to ensure that over 10,000 individuals granted clearances who occupy positions requiring access to special nuclear materials, nuclear explosive devices, or related facilities and information meet the highest standards of reliability and physical and mental suitability. Funding provides for research of legal topics and the development and distribution of human reliability program products, such as training and awareness materials for use by program enrollees, medical staff, certifying officials, and supervisors to meet requirements or to enhance existing program elements required by 10 C.F.R. 712, *Human Reliability Program*. Funding also provides for the deployment of the human reliability program database and standard certification management system developed in FY 2010 for the purpose of standardizing the processes for nomination, certification, recertification, suspension, and extension of transferred employees, as well as the implementation of random drug and alcohol testing.

The DOE security awareness special interest group is a longstanding professional organization comprised of DOE and contractor safeguards and security awareness coordinators. This group provides a mechanism for sharing security awareness methods and products, solving problems, and disseminating security-related information to satisfy Presidential and other regulatory requirements. Funding provides security awareness coordinators with tools and information needed to communicate information to employees regarding security threats, the individual's role within the security program, and changes in protection levels and strategies utilizing electronic information systems for the delivery of required security briefings and other security information. Funding provides for monthly teleconferences, an annual workshop, and a group website.

The DOE foreign ownership, control, or influence program is mandated by the Federal acquisition regulations system (48 C.F.R. Parts 904.7003, 952.204-2, 970.0404, 904.404, and 952.204-73) and by

(dollars in thousands)

FY 2009	FY 2010	FY 2011
---------	---------	---------

Executive Order 12829, *National Industrial Security Program*. The program applies to all contracts involving classified work. Funding provides for the operation and maintenance of the three-part electronic web-based system that supports the timely processing of all mission-related contracts to determine whether potential or existing contractors of the Department are owned, controlled, or influenced by a foreign entity and, as a result, exhibit the potential for undue risk to national security. This electronic government initiative reduces the time necessary for submission, analysis, and determination of information prior to award of contracts by 70 percent by converting the inefficient, paper-based foreign ownership, control, or influence operation to an electronic process. It provides the ability to tailor solutions for classified contracts to meet local operational needs and missions. Almost 1,600 contractors at 55 DOE and National Nuclear Security Administration sites use the system to submit, analyze, and render determinations on applications. Six Naval Reactors sites also use the system. Funding provides support for system administration and operation, cyber security, user training and assistance, and program management.

The DOE foreign visits and assignments program enables foreign nationals' participation in unclassified work and DOE employees' and contractors' interaction with foreign nationals. The program complies with the requirements of Presidential Decision Directive 61, *Energy Department Counterintelligence*, as specified in DOE Order 142.3, *Unclassified Foreign Visits and Assignments Program*. The foreign visits and assignments program includes an electronic data management system used to provide accountability for, and to report to internal DOE management and external authorities on, the presence of foreign nationals at all DOE facilities. Funding supports the operation and upgrade of the electronic Foreign Access Central Tracking System database to enable efficient and effective processing of visitor requests and allows management of the large volume of requests. Funding also provides for annual assessments and updates of policies for unclassified foreign visits and assignments and classified visits involving foreign nationals, and for response to the Department of Homeland Security.

The electronic Safeguards and Security Information Management System, a centralized classified browser-based database that serves as the repository of current and historical DOE security deficiencies (and associated corrective actions) from both internal and external sources, is used throughout the DOE complex to index security issues. This centralized data source identifies facility clearance levels to expedite appropriate levels of secure communication and collaboration; reduces the site's administrative impacts on determining inter-site data transfers and accesses; and indexes security issues. The database also maintains facility security ratings, a listing of facility security officers for more than 2,500 DOE cleared facilities, classified mailing addresses for over 800 facilities authorized to receive classified information, and classified contracts, inspections, surveys, and initial and quarterly updates to corrective action plans. The system also identifies the assets,(nuclear materials and information) that the facility is authorized to possess. The system provides a central repository for approved deviations from security requirements, as well as information regarding incidents of security concern (e.g., unauthorized disclosures of classified information, accidental discharges of weapons, and missing special nuclear material). Funding supports operation and maintenance of the system and enhancements to the process workflow to identify and implement streamlined, cost-effective processes. Funding also supports the continued use and expansion of trending and analysis reports for use by various Departmental entities, provides for field assistance activities associated with augmentation of the system to support security

(dollars in thousands)

FY 2009	FY 2010	FY 2011
---------	---------	---------

incident management initiatives, provides for improvements to the system, and provides custom reports and analyses requested by field and program offices.

Security activities provide for risk communication, risk management, vulnerability assessments, and security system performance evaluations, verifications, and validations used to identify and cost-effectively address and mitigate threats to Departmental assets. Funding also provides for technical assistance to DOE operations in the development and implementation of innovative concepts to mitigate emerging threats at the site level, thereby minimizing impacts to science, innovation, and research activities. Security expertise is provided through the various phases of project management, including design review of line item construction projects and technical support to Departmental elements regarding capital projects, security design, and construction. Funding also provides for assistance in the development, evaluation, review, and consistent application of the Graded Security Protection Policy implementation via scenario development review teams. In addition, technical assistance is provided to ensure consistency in vulnerability assessment training and the application of manual and computer-based vulnerability assessment tools utilized in the implementation of safeguards and security protection strategies. Onsite field assistance provides for the development and review of site safeguards and security plans and the associated vulnerability assessments at the Department's most critical facilities. Onsite field assistance also provides for independent technical experts to ensure comprehensive, equitable, and cost-effective security protection program evaluation and testing. This program supports protective force/adversary engagement modeling, force-on-force exercise expert adversary teams, facility security system characterization, threat clarification and identification, physical security system reviews, and security survey support.

Nuclear and radiological material control and accountability activities are funded within this activity in support of the Department's nonproliferation and antiterrorist programs. The electronic Nuclear Materials Management and Safeguards System contains records of nuclear materials (source nuclear material, special nuclear materials, and other nuclear material) supplied and controlled under U.S. law and related international agreements, including U.S. nuclear materials production programs and U.S. private nuclear industrial activities. The system serves as the single authoritative U.S. government nuclear material records source supporting national security and program management interests in the utilization of nuclear resources by providing current, defensible nuclear material inventory data. The system supports DOE and Nuclear Regulatory Commission national security and program management interests in the utilization of nuclear material resources. It provides quality data in a timely manner to support U.S. government requirements, including treaty obligations with Australia, Canada, Japan, Euratom, and the International Atomic Energy Agency, as well as supporting Nuclear Regulatory Commission licensee activities and DOE nuclear energy, scientific research, and national security program activities. Nuclear material management and safeguards data from more than 700 U.S. government and commercial nuclear facilities is tracked on a "by site" basis and supports the detection, assessment, and reporting of loss, diversion, or theft of nuclear materials. The system supports the DOE financial community through the valuation of nuclear material assets and is an integral part of the Department's financial statement. Additionally, it supports implementation of the Department's nuclear security and safety activities through the identification of attractive assets, thereby assisting in the prioritization, development, and deployment of protection for the most critical assets. Accounting for

(dollars in thousands)

FY 2009	FY 2010	FY 2011
---------	---------	---------

nuclear materials is required by DOE Order 470.4A, *Safeguards and Security Program*, through DOE Manual 470.4-6 Chg 1, *Nuclear Material Control and Accountability*, and Nuclear Regulatory Commission regulations. Funding provides for upgrades, maintenance, and operation of the system and one annual users' meeting.

Funding provides for the development and maintenance of the Local Area Nuclear Materials Accountability Software, a tool designed specifically to provide DOE sites with a standardized application for tracking nuclear material by item and location. The software functions on both stand-alone and local area network computer systems to support accurate and timely onsite nuclear material inventory information and is used in combination with other site security elements to account for, detect, assess, and report the potential theft or diversion of nuclear materials. The Local Area Nuclear Materials Accountability Software also has the potential for integration with site processing operations aligned with the Department's enterprise architecture to improve efficiencies and reduce costs associated with safeguarding and managing nuclear materials. The centralized development and maintenance of this software demonstrates a cost saving for DOE by minimizing duplication of software development across the complex. Funding provides for upgrades to the software, including the ability to interface with the Nuclear Materials Management and Safeguards System, site-specific support, and one users' meeting. In FY 2009, the software was deployed and in use at 14 DOE sites. In FY 2010, DOE allowed the deployment of the software to Nuclear Regulatory Commission licensees.

The primary tool for inventorying radioactive sealed source materials at DOE sites is the Radiological Source Registry and Tracking database. This database supports nonproliferation programs, assists in mitigating the threat of "dirty" bombs by providing the Department with an inventory tool meeting international guidance for registering and inventorying high-risk sealed sources, and assists in analysis to support determination of potential radiological sabotage targets. Information in the database is used to monitor the location and use of sealed sources, detect and act on discrepancies in inventory, and assist in vulnerability analyses and emergency response activities to provide greater security and management for high-risk radioactive sealed sources. DOE uses the database to report to the national source tracking system managed by the Nuclear Regulatory Commission. Use of the database supports compliance with the Energy Policy Act of 2005; 10 C.F.R. Part 20, *Standards for Protection Against Radiation*; 10 C.F.R. Part 32, *Specific Domestic Licenses to Manufacture or Transfer Certain Items Containing Byproduct Material*; 10 C.F.R. Part 110, *Export and Import of Nuclear Equipment and Material*; and the United States commitment to support the objectives of the International Atomic Energy Agency *Code of Conduct on the Safety and Security Radioactive Sources*. The database is also used to meet the requirements of 10 C.F.R. 835, *Occupational Radiation Protection*, and is implemented within DOE via DOE Notice 234.1, *Reporting of Radioactive Sealed Sources*.

<b>Security Technology Development and Systems Deployment</b>	<b>13,399</b>	<b>11,754</b>	<b>10,284</b>
---	---------------	---------------	---------------

The security technology development and systems deployment activity applies cutting-edge science and technology to growing demands for cost effective safety and security in the Department's critical infrastructure and nuclear security sectors. The HSS security technology development and systems deployment program is unique within the Department in providing a means to demonstrate both reduced

**Other Defense Activities/  
Health, Safety and Security/  
Security**

(dollars in thousands)

FY 2009	FY 2010	FY 2011
---------	---------	---------

costs and increased security effectiveness through the appropriate use of technology to act as a guard-force multiplier and thus provide alternatives to traditional and costly labor-intensive practices. The transition to technology-centric security, safety, and infrastructure protection mission areas provides an alternative to traditional and costly labor-intensive practices. Technology deployments under this activity, in partnership with various program offices, sites, national laboratories, industry, and other government agencies, have yielded significantly improved capabilities while realizing returns on investment exceeding 200 percent over 3 years. This activity provides technical expertise that covers research and site-specific development, deployment, and implementation of security technology as a means to provide transparent security and protection without burdensome impacts to Departmental core missions. Funding provides for the modification of existing technologies, focused research and development for new capabilities, and essential system integration functions, including safety certifications, interoperability engineering, operational plans, maintenance plans, and training.

Funding is used to address the broad spectrum of the Department's nuclear security and critical infrastructure protection missions, consisting of physical security systems, distributed communication networks, protective force survivability technologies, nuclear materials control and accountability, and nuclear, chemical, and biological defenses. Special emphasis is placed on reducing the security "carbon footprint" by promoting development and use of efficient and renewable power supplies for remote sensors. Selected technologies provide solutions to validated requirements identified through site assistance visits, comprehensive inspections, or other site-specific assessments. Technical advancements include networked wireless sensors for remote detection and assessment of ground and airborne threats; fused day/night optics for unmanned vehicles and stationary platforms; radio frequency identification tagging and tracking technologies for monitoring high-value assets; geographically referenced digital communication networks with high-resolution, interactive, three-dimensional mapping for enhanced command, control, and situational awareness; innovative materials for blast and ballistic protection; and robotics for remote patrol and hazard assessments. Crucial cost, safety, and performance data obtained through HSS technology deployment, testing, and operational evaluations are archived and disseminated throughout the complex, using the security technology information archive funded through this program. HSS established the archive as a shared resource to promote the exchange of security technology deployment lessons learned among DOE and National Nuclear Security Administration sites.

<b>Classification, Declassification and Controlled Information</b>	<b>11,178</b>	<b>10,785</b>	<b>10,785</b>
--	---------------	---------------	---------------

The classification, declassification and controlled information activity ensures the Department meets its statutory responsibility to implement the U.S. government-wide program to classify and declassify nuclear weapons-related technology (i.e., Restricted Data and Formerly Restricted Data) in order to prevent proliferation of nuclear weapons and technology. Funding for this activity supports the implementation of Executive Order 13526, *Classified National Security Information*, to classify other information that is critical to national security (i.e., National Security Information), such as energy critical infrastructure information.

Funding provides technical support in the development of U.S. government and DOE-wide policy and technical guidance to ensure that classified nuclear weapons-related information and other information

**Other Defense Activities/  
Health, Safety and Security/  
Security**



(dollars in thousands)

FY 2009	FY 2010	FY 2011
---------	---------	---------

critical to national security and to U.S. governmental, commercial, or private interests is identified for proper protection. The guide-based system allows DOE to be consistent in identifying information that is not sensitive and can be released to the public, thereby promoting a more transparent government. HSS anticipates the development and issuance of new U.S. government-wide requirements in FY 2010 or 2011 pertaining to classified and controlled unclassified information, including personally identifiable information. HSS will analyze the impacts of these requirements and develop the necessary policies, requirements, and guidance for implementation within DOE while minimizing negative impacts to basic and applied science organizations.

Specialized technical expertise provides support to foreign governments, DOE, and other U.S. departments and agencies regarding the national security implications of classification and declassification decisions for very complex nuclear proliferation issues. For example, this program has extensive involvement in a number of uranium isotope enrichment initiatives intended to provide nuclear fuel for energy production for the nation while preventing the proliferation of enrichment technologies.

Funding provides for training and certification of DOE and other agency personnel in classification and information control programs and related areas in order to fulfill requirements identified in DOE regulations, orders, manuals, and agreements with other agencies in accordance with public law. HSS anticipates a continued increase in requests for assistance and training by other U.S. departments and agencies in response to the Administration's mandate for a more transparent government.

This activity provides technical support for the review of documents in support of: DOE operations, such as the former worker medical screening and the Energy Employees Occupational Illness Compensation Act programs, and response to civil or criminal litigation or other requests; and other U.S. government entities, such as Congress, Presidential Libraries, U.S. Patent Office, the Defense Nuclear Facilities Safety Board, the U.S. Government Accountability Office, and the Inspector General. HSS anticipates a significant increase in document review requests in FY 2011 as a result of the issuance of Executive Order 13526, *Classified National Security Information*, December 29, 2009, directing public access to 400 million pages of permanent classified documents at the National Declassification Center by December 31, 2013..

Funding provides for technical support for the final review of classified DOE documents and documents containing DOE equities from all U.S. government departments and agencies, including DOE, requested under the Freedom of Information Act to ensure that DOE classified and controlled information is identified and protected from unauthorized release to the public as required by 10 C.F.R. 1004, *Freedom of Information*. Funding provides for classification/declassification review of time-critical National Institute of Occupational Safety and Health-related records, Defense Nuclear Facilities Safety Board reports, U.S. Government Accountability Office reports, Inspector General reports, and other high-interest program documents. Other U.S. departments and agencies do not have the requisite expertise in DOE classified programs to perform their own classification reviews and are prohibited from conducting such reviews under 10 C.F.R. 1045, *Nuclear Classification and Declassification*.

(dollars in thousands)

FY 2009	FY 2010	FY 2011
34,081	12,320	13,320

## Security Investigations

Security investigations activities provide support to personnel security programs associated with providing access authorizations to DOE Federal and contractor personnel who, in the performance of their official duties, require access to classified information or certain quantities of special nuclear material, as required by Section 145 of the Atomic Energy Act of 1954, as amended, and Executive Order 12968, *Access to Classified Information*. The conduct of investigations and granting of access authorizations is based on 10 C.F.R. 710, *Criteria and Procedures for Determining Eligibility for Access to Classified Matter or Special Nuclear Material*.

HSS funds security investigations for Headquarters personnel, while the responsible program offices fund security investigations for field personnel.

■ <b>Federal Bureau of Investigation</b>	<b>1,287</b>	<b>630</b>	<b>630</b>
--	--------------	------------	------------

The Federal Bureau of Investigation conducts background investigations of DOE Headquarters Federal and contractor employees applying for or occupying sensitive positions, as dictated by the Atomic Energy Act, as amended. Funding provides for initial background investigations, periodic reinvestigations, and reimbursement for fingerprint and name checks.

■ <b>Office of Personnel Management</b>	<b>29,083</b>	<b>7,150</b>	<b>8,150</b>
---	---------------	--------------	--------------

The Office of Personnel Management conducts the majority of background investigations of DOE Headquarters Federal and contractor employees. Funding provides for initial single-scope background investigations, periodic reinvestigations, and initial and reinvestigation national agency checks.

■ <b>Access Authorization Information Management</b>	<b>3,711</b>	<b>4,540</b>	<b>4,540</b>
--	--------------	--------------	--------------

The goal of this program is to improve the security clearance process for all DOE organizations by ensuring uniformity, centralization, efficiency, effectiveness, and timeliness of the Department's personnel security program. The DOE personnel security activity provides for the development and maintenance of DOE-wide policies, implementation assistance, programmatic oversight, and corporate-level services associated with granting and maintaining personnel security clearances to Federal and contractor employees throughout the Department. Program implementation takes place within the framework of Executive Orders, national guidelines, and the interagency joint security and suitability reform team and the suitability and security clearance performance accountability committee, with the goal of improving suitability and security clearance processes and ensuring uniformity, centralization, efficiency, effectiveness, and timeliness throughout the U.S. government. Funding provides technical support for developing and overseeing goals and metrics, sponsoring and participating in personnel security research, overseeing and managing information technology systems, providing project management for system upgrades and enhancements, developing and conducting training, and developing service-based architectures to allow the Department to incorporate national capabilities as soon as they become available.

This activity also provides for the central management of security clearance information and

(dollars in thousands)

FY 2009	FY 2010	FY 2011
---------	---------	---------

processes. The automated system for supporting this function is the electronic DOE Integrated Security System (eDISS), which consists of interrelated databases and associated client applications and web pages that automate the processing and tracking of security clearances, access and visitor control, personal identity verification, and related personnel security processes. Funding provides for operations, maintenance, and continuing improvements to eDISS and integration of this system with DOE human resources, financial management, and local access control systems. Continuing development and refinement of eDISS will eliminate redundant applications and databases at DOE field sites by interacting directly with other databases to reduce processing time and increase accuracy of data. The next generation of eDISS will operate under a service-oriented architecture that securely links the legacy systems through the case management system to interagency federated services. Funding provides for modernizing the system infrastructure, leveraging legacy capabilities, and complying with new security requirements, such as Homeland Security Presidential Directive 12. This activity also provides support for performing case reviews, conducting evaluations, and preparing decision packages and other correspondence.

Funding provides for the DOE-wide deployment of the Personnel Security case management system, as well as the integration of this system with DOE field site human resources, financial management, and access control systems. The purpose of this system is to reduce overall personnel security program costs by eliminating redundant systems at DOE field sites and reduce processing time by integrating directly with other databases. Funding supports critical resources needed to implement the case management system and modernize the Department's infrastructure to implement and comply with security requirements, such as Homeland Security Presidential Directive 12.

**Headquarters Security Operations**

**26,634**

**33,769**

**33,769**

The Headquarters security operations activity provides for the physical protection of all DOE facilities and assets, including information, in the Washington, D.C., area through the deployment of a protective force; the management and operation of countermeasures, alarms, and access control equipment; and the implementation and oversight of security-related programs. Funding for these activities provides a safe and secure work environment and enables HSS to assure line management, the workers, and stakeholders that their activities within Headquarters facilities are effectively protected.

Funding provides for a protective force engaged in the physical protection of classified information, facilities, and the work force, 24 hours a day, 365 days a year at DOE Headquarters facilities and satellite facilities in Washington, D.C., and Germantown, MD. Funding also provides for the operation and maintenance of security alarms and access control systems including security screening equipment, vehicle inspection scanning devices, low-light closed circuit monitors, turnstiles, and other access control equipment. Headquarters information security programs assists program offices provide the necessary protection to both classified and sensitive unclassified information under their control. The protection of this information is vital to both the national and economic security of the nation by ensuring that our nation's competitive advantage is maintained through the proper control and release of sensitive information.

This activity provides for the conduct of technical surveillance countermeasures activities, required by

(dollars in thousands)

FY 2009	FY 2010	FY 2011
---------	---------	---------

Presidential Decision Directive 61, *Energy Department Counterintelligence*, that provide detection and denial of hostile intelligence collection operations intent on penetrating DOE installations to steal technology or sensitive or classified information. Funding supports the conduct of surveys, inspections, in-conference monitors, pre-construction consultation services, and threat analysis for DOE Headquarters and DOE contractor facilities in the Washington, D.C., metropolitan area. Funding also provides for the acquisition, maintenance, and upgrade of unique countermeasures equipment.

The Headquarters security activity also supports the implementation of personnel security requirements for Federal and contractor employees of DOE entities located in the Washington, D.C., metropolitan area and other U.S. government officials granted access authorizations. Funding provides for the clearance adjudication process (i.e., case reviews and analysis, interview conduct, and correspondence preparation and administrative and other support, such as court reporters and consulting physicians as needed) to assure that access to DOE classified information is permitted only when it has been determined that such access will not endanger the common defense and national security.

Funding also provides for initial and recurring security briefings to all DOE employees and non-DOE personnel granted unescorted access to Departmental security areas at DOE Headquarters, as required under Executive Order 12829, *National Industrial Security Program*, and implemented via the National Industrial Security Program Operating Manual and DOE Manual 470.4-1, *Safeguards and Security Program Planning and Management*.

<b>Total, Subprogram Security</b>	<b>277,526</b>	<b>261,636</b>	<b>281,347</b>
-----------------------------------	----------------	----------------	----------------

### Explanation of Funding Changes

FY 2011 vs. FY 2010 (\$000)
-----------------------------------

#### Specialized Security Activities

Increase is needed to meet special security needs.

+20,181

#### Total, Specialized Security Activities

+20,181

#### Security Technology Development and Systems Deployment

Decrease reflects a reduced need for security technology systems deployment based on a shrinking nuclear footprint as the National Nuclear Security Administration and the Office of Environmental Management further consolidate national assets and reflects value of systems previously deployed.

-1,470

#### Total, Technology Development and Systems Deployment

-1,470

FY 2011 vs. FY 2010 (\$000)
-----------------------------------

**Security Investigations**

Additional funding provides for an anticipated increase in the number of Office of Personnel Management initial and periodic reinvestigations required to provide/maintain DOE Headquarters and other U.S. government personnel access authorizations, as well as an increase in the costs of the investigations.

+1,000

**Total, Security Investigations**

---

+1,000

**Total Funding Change, Subprogram Security**

---

+19,711

## Program Direction

### Funding Profile by Category

(dollars in thousands/whole FTEs)

	FY 2009	FY 2010	2011
National Training Center			
Salaries and Benefits	1,624	1,727	1,788
Travel	63	65	65
Other Related Expenses	29	31	31
Total, National Training Center	1,716	1,823	1,884
Full Time Equivalents	11	11	11
Headquarters			
Salaries and Benefits	58,881	62,801	63,643
Travel	3,092	3,435	2,773
Support Services	20,004	20,004	23,001
Other Related Expenses	15,904	16,062	16,439
Total, Headquarters	97,881	102,302	105,856
Full Time Equivalents	387	387	387
Total Program Direction			
Salaries and Benefits	60,505	64,528	65,431
Travel	3,155	3,500	2,838
Support Services	20,004	20,004	23,001
Other Related Expenses	15,933	16,093	16,470
Total, Program Direction	99,597	104,125	107,740
Total, Full Time Equivalents	398	398	398

### Mission

Program Direction provides the Federal staffing resources and associated costs required for HSS to assist the Department in achieving its mission in a safe, secure, environmentally responsible manner by providing sound and consistent policy, technical assistance, training, independent oversight, enforcement, and corporate leadership for health, safety, and security program areas. HSS performs various functions in support of the Department's overall mission and Secretarial Objectives, including:

- Developing, promulgating, and maintaining clear and consistent health, safety, and security strategies and policies;
- Providing assistance to Departmental elements in the implementation of health, safety, and security policies;
- Providing technical assistance to program offices and field elements on complex health, safety, and security problems and interfaces;
- Managing and maintaining corporate-level health, safety, and security data management systems;
- Providing analysis of Department-wide health, safety, and security performance;

- Developing and providing standardized, comprehensive security and safety training throughout the Department;
- Conducting independent oversight to verify that the Department's security interests are protected; the Department can effectively respond to emergencies; and site workers, the public, and the environment are protected from hazardous operations and materials;
- Implementing worker safety and health, nuclear safety, and classified information security enforcement programs;
- Providing effective cross-organizational leadership in resolving Defense Nuclear Facilities Safety Board-related technical and management issues necessary to ensure public health and safety;
- Promoting corporate quality assurance programs;
- Managing the Department's accident investigation program;
- Implementing medical surveillance and screening programs for current employees and medical screening programs for former workers;
- Supporting the Department of Labor in the implementation of the Energy Employees Occupational Illness Compensation Program Act;
- Supporting domestic and international health research to determine worker and public health effects associated with Department operations, U.S. nuclear testing activities of the 1940s and 1950s, and other nuclear-related events;
- Providing medical and environmental services to the Republic of the Marshall Islands;
- Providing specialized security support services to the Department associated with the development and dissemination of security awareness information; management of the foreign ownership, control, or influence and foreign visits and assignments programs; and conduct of vulnerability assessments in support of the implementation of the Graded Security Protection (formerly Design Basis Threat) Policy;
- Assisting other U.S. governmental and departmental organizations in the mission of accounting for and assuring the security of nuclear material throughout the world, and in preparing for responding to nuclear and radiological incidents;
- Developing and implementing Department-wide nuclear and radiological materials tracking and accounting programs;
- Implementing the Department's physical and personnel security programs for DOE facilities in the National Capital Area, including managing the DOE Headquarters protective force and information security programs, as well as providing executive protective services;
- Identifying and managing the deployment of advanced security technologies;
- Managing the U.S. government-wide program to classify and declassify nuclear weapons-related technology and information and implementing the requirements of Executive Order 12958, *Classified National Security Information*, regarding the classification and declassification of information that is important to national security; and
- Managing the DOE Headquarters security investigations budget and the Department's personnel security programs associated with providing access authorizations to DOE Federal and contract personnel.

## Detailed Justification

(dollars in thousands)

FY 2009	FY 2010	FY 2011
---------	---------	---------

### Salaries and Benefits

<b>60,505</b>	<b>64,528</b>	<b>65,431</b>
---------------	---------------	---------------

Funding provides for salaries and benefits for Federal full-time equivalent employees with the technical expertise needed to carry out the HSS mission to provide: corporate-level leadership and strategic vision to coordinate and integrate health, safety, and security policy development and technical assistance; safety and security-related analysis; corporate safety and security programs; safety and security training; quality assurance programs; complex-wide independent oversight; safety and security enforcement; executive protection; and effective cross-organizational coordination to resolve Defense Nuclear Facilities Safety Board-related technical and management issues necessary to ensure worker and public health and safety. Estimates of salaries and benefits are based on U.S. government-wide economic assumptions. Funding for full-time permanent employees includes salaries and other personnel benefits, such as cash incentive awards, lump sum payments, senior executive service and other performance awards, and workers' compensation, and provides for the skills and expertise required to accomplish the HSS mission.

### Travel

<b>3,155</b>	<b>3,500</b>	<b>2,838</b>
--------------	--------------	--------------

Travel includes all costs of transportation, subsistence, and incidental travel expenses incurred by HSS Federal employees in accordance with Federal Travel Regulations. HSS travel is necessary to manage and conduct health, safety, and security programs, as well as independent oversight and enforcement activities, for the Department. Extensive travel is also required for personnel to perform executive protection activities for the Secretary, Deputy Secretary, and other dignitaries as assigned.

### Support Services

<b>20,004</b>	<b>20,004</b>	<b>23,001</b>
---------------	---------------	---------------

HSS has analyzed its use of support services and has established specific criteria for its efficient use. While HSS has some unique Federal employee expertise, technical contractual support services continue to be a practical and cost-effective method for supporting the Federal staff as needed. The evolving need for world-class expertise in a multitude of disciplines can best be met through the use of contractors who can rapidly respond to the continually changing skill mix required to perform health, safety, security, and independent oversight and enforcement activities across the DOE complex. Contractor support provides a practical and cost-effective method of providing a surge pool of personnel with technical expertise in a wide range of safety and security disciplines.

#### ■ Headquarters Security Support

<b>3,002</b>	<b>3,002</b>	<b>3,002</b>
--------------	--------------	--------------

Headquarters security activities utilize highly specialized technical and analytical expertise and management support personnel in support of the overall DOE security mission of protecting the U.S. nuclear deterrence capabilities from a spectrum of diverse threats. This activity provides for the development and promulgation of clear and consistent security strategies and policy governing the protection of critical national security assets entrusted to the Department. Mission areas include nuclear safeguards and security, nuclear materials accountability, information security, Headquarters security, specialized security support, foreign visits and assignments, security policy,



(dollars in thousands)

FY 2009	FY 2010	FY 2011
---------	---------	---------

classification/declassification, and security investigations, as well as providing program-specific staffing resources to support the protection of Headquarters assets.

Funding also provides for contracted subject matter expert support in the areas of personnel, physical, and information security and security policy management. Personnel security support provides for highly skilled experts involved in the Headquarters personnel security program and the complex-wide administrative review program. Technical experts provide support to classified matter protection and control, security awareness, and physical security survey activities. Security policy support provides for highly skilled experts involved in the revision of both the protective force and physical security manuals, as well as the revision of 10 C.F.R. 1046, *Physical Protection of Security Interests*, and 10 C.F.R. 1047, *Limited Arrest Authority and Use of Force by Protective Force Officers*, to address physical fitness, arrest authority, and deadly-force issues.

Funding provides for subject matter expert support for the incident reporting and management team that receives, processes, and analyzes (including classification reviews) every incident reportable under DOE Manual 470.4-1, *Safeguards and Security Program Planning and Management*. This team provides routine reports and issue papers for senior DOE management, including the Secretary.

<b>■ Independent Oversight Activities</b>	<b>16,352</b>	<b>16,352</b>	<b>19,349</b>
---	---------------	---------------	---------------

Independent oversight activities are designed to ensure maximum value to the Department in completing its missions by assisting senior Departmental leadership, program and site offices, and contractors in identifying gaps and vulnerabilities in security; cyber security; environment, safety, and health; and emergency management programs and performance. HSS emphasizes solving problems in the areas of safety and security by providing its corporate perspective and experience to assist DOE Headquarters and field elements in implementing cost-effective solutions to identified issues. Independent oversight activities are tailored to the unique needs of each DOE program office, considering relative risks and past performance in prioritizing activities. HSS safeguards and security and cyber security independent oversight activities help determine whether special nuclear materials, classified matter, and information technology systems are adequately protected. HSS safety-related independent oversight activities help ensure that the Department’s environment, health, safety, and emergency management activities meet applicable requirements, enhance the health and safety of its workers and the public, and minimize adverse events that could negatively impact the Department’s ability to perform its mission and achieve its goals. Independent oversight also provides accurate and timely information and analysis regarding the effectiveness and trends of the Department’s safety and security programs and other functions of interest. Information is made available to the Secretary, Deputy Secretary, Under Secretaries, Congressional committees, and other stakeholders, such as unions and local public interest groups, to provide confidence that the Department’s operations are being performed in a safe, secure, and environmentally sound manner.

Independent oversight complements but does not replace DOE line management’s responsibility for security and safety as required by Departmental policies. Independent oversight provides required safety and security regulatory functions that: (1) are required by a Federal law, Executive Order, or comparable requirement; and (2) need to be performed by an organization with independence from

(dollars in thousands)

FY 2009	FY 2010	FY 2011
---------	---------	---------

mission responsibilities to ensure that DOE safety and security programs are credible to internal and external stakeholders. As required by DOE Order 470.2B, *Independent Oversight and Performance Assurance Program*, the independent oversight function is performed by personnel who are organizationally independent of the DOE program and site offices that implement policies and programs, and who can therefore objectively observe and report on those policies and programs as they relate to Departmental operations. The processes are governed by documented formal protocols. HSS proactively evaluates Departmental and national events and activities that have an impact on DOE security and safety, and continuously revises and refines methods and procedures to provide more useful performance data and related information to line managers.

Funding provides for technical support to observe operations and conduct performance tests that examine the effectiveness of safety and security programs and policies. Priority is given to the highest security interests, such as strategic quantities of special nuclear material; and activities that present the most significant safety risks to workers and the public, such as nuclear facilities and operations. Funding also provides for the development of reports, including findings and opportunities for improvement. Unclassified and non-sensitive reports are maintained on the HSS website. Classified and sensitive report titles are identified on the HSS website and are available to authorized personnel upon request. Funding provides for the conduct of follow-up reviews and site assistance visits to share knowledge of effective program implementation practices. In addition, HSS develops and provides lessons-learned information through handbooks, videotapes, and other mechanisms throughout the Department.

Independent oversight of security is conducted at DOE and National Nuclear Security Administration sites to assist line management in ensuring the implementation of effective controls to protect security-related assets, with a primary focus on the highest priority security interests (strategic quantities of special nuclear materials, nuclear weapons and the most sensitive classified information assets). For the highest priority interests, HSS conducts performance tests (or assists line management in conducting such tests), including protective force tests (e.g., force-on-force exercises) using weapons simulation systems and a specially trained composite adversary team to assess overall security effectiveness. These activities directly contribute to significant reductions in the recurrence of safeguards and security issues and effectively support the maintenance of a safe, secure, and reliable weapons stockpile. Insights into DOE safeguards and security program strengths and weaknesses resulting from independent oversight activities are published and distributed to site, program, and senior Departmental management.

Using a risk based approach, cyber security independent oversight activities provide assurance that the confidentiality, integrity, and availability of DOE classified and unclassified information systems are protected through multi-faceted evaluations of cyber security program performance, including regular announced inspections, unannounced testing, and other special reviews. HSS conducts internal and external network penetration testing in support of inspection activities to fully understand a site's cyber security protection posture. Penetration testing focuses on identifying exploitable network vulnerabilities and on evaluating the effectiveness of firewalls, intrusion detection and system monitoring capabilities, and other aspects of network security. To emulate

(dollars in thousands)

FY 2009	FY 2010	FY 2011
---------	---------	---------

real-world threats, HSS maintains a state-of-the-art cyber security testing network for external testing and a suite of deployable cyber security testing equipment for internal testing of DOE site networks. Cyber security independent oversight activities may also include programmatic reviews of management processes that support an effective cyber security program. These reviews assess program direction and sustainability and assist in identifying underlying causes of weaknesses discovered during penetration testing.

Current cyber security independent oversight activities have been shaped by focusing on compliance with Federal Information Security Management Act requirements, advancement of DOE cyber security initiatives, events at DOE and other U.S. government agencies in which information has been lost or compromised, and protection of DOE information systems against ever-increasing threats. HSS conducts the annual independent evaluation of classified information systems security programs, as required by the Federal Information Security Management Act, for both DOE and the DOE Office of Intelligence and Counterintelligence. HSS also provides critical input to the DOE Office of Inspector General for the annual evaluation of the DOE unclassified information systems security program. A number of Federal Information Security Management Act focus areas, such as certification and accreditation, continue to influence the scope of cyber security inspections.

Emergency management independent oversight activities are conducted primarily at DOE field sites focusing on DOE nuclear facilities. These activities evaluate the effectiveness of emergency planning, hazards assessment, protective actions, emergency response, public information dissemination, and feedback and improvement processes by reviewing program mechanisms, conducting limited-scope performance tests and participating in site wide emergency exercises. Special crosscutting reviews are conducted of emergency management topics of increased concern based on the threat environment. Results of these reviews have significantly contributed to improvements in emergency management readiness and response at individual sites, within program and field offices, and across the DOE complex. Crosscutting special reviews are conducted to evaluate capabilities required to meet the national response framework and the national incident management system.

Environment, safety, and health independent oversight mission support and review activities focus on the implementation of integrated safety management systems, worker health and safety rules, and nuclear safety programs to protect workers, the public, and environment from the unique hazards associated with DOE sites and activities. Priority is given to high-hazard nuclear, non-nuclear radiological, and industrial facilities. Sites with recurring weaknesses, high rates of accidents and injuries, or other special considerations are provided additional support and oversight. In addition, environment, safety, and health activities conduct focused reviews of special topic areas and provides highly specialized support to DOE line management in performing high priority reviews that warrant independent perspectives to ensure credibility to stakeholders. These activities provide a significant benefit to the Department by improving safety and promoting adherence to applicable Federal and state regulations and DOE and industry standards in such areas as nuclear facility management and operations, worker safety and health, and environmental protection

(dollars in thousands)

FY 2009	FY 2010	FY 2011
---------	---------	---------

Enhancements to independent oversight processes for nuclear safety were initiated in FY 2009, in response to the U.S. Government Accountability Office report GAO-09-61, *Nuclear Safety: Department of Energy Needs to Strengthen its Independent Oversight of Nuclear Facilities and Operations*, and as directed in the Omnibus Appropriations Act, 2009. Beginning in FY 2010 and increasingly in 2011, HSS will conduct independent oversight activities that focus on safety bases at DOE nuclear facilities to identify potential safety concerns. These activities include focused reviews that evaluate the implementation of nuclear facility safety programs for developing, maintaining, and implementing safety bases; reviews focused on implementation of safety basis technical safety requirements; corrective action follow-up reviews; and other related topical areas of interest. The results of these activities are designed to increase operational awareness of DOE nuclear facilities and support HSS hands-on technical assistance to sites in resolving safety issues and conducting nuclear safety policy, training, oversight, and enforcement activities.

HSS conducts special reviews and studies of policies, programs, and their implementation in the field to identify needed program corrections. Special reviews that examine issues derived from current events are often performed at the request of the Secretary or other senior Departmental managers and are in addition to scheduled appraisal activities. Special review activities also address issues not normally covered by ongoing independent oversight functions (i.e., security; cyber security; emergency management; and environment, safety and health), such as special reviews to investigate worker concerns about safety and health issues. Finally, in coordination with DOE line management, special reviews of crosscutting subjects are developed from site-specific investigations to provide DOE senior management with an overview of programs and associated issues across the entire Department. The results of these special reviews and studies have been of particular interest to senior DOE managers and Congress, and their evaluation and analysis have resulted in substantial improvements in programs throughout DOE

■ <b>Defense Nuclear Facilities Safety Board Liaison Activities</b>	<b>650</b>	<b>650</b>	<b>650</b>
---	------------	------------	------------

Defense Nuclear Facilities Safety Board liaison activities facilitate the Department's interaction with this Congressionally mandated Defense Nuclear Facilities Safety Board; promote resolution of recommendations and agreed-upon safety issues; provide requested reports on nuclear safety issues; and provide ready access to such facilities, personnel, and information as is necessary for the Defense Nuclear Facilities Safety Board to carry out its responsibilities. Activities also include providing technical evaluation and analysis of Defense Nuclear Facilities Safety Board safety and management issues; providing direction, advice, and support to line managers on addressing and resolving Defense Nuclear Facilities Safety Board issues; monitoring Department-wide performance in addressing and resolving issues raised by the Defense Nuclear Facilities Safety Board; and taking action to ensure the adequacy of DOE-wide nuclear safety performance. Funding provides technical support for the preparation of the statutorily required annual report to Congress on DOE activities relating to the Defense Nuclear Facilities Safety Board; maintaining and improving the Department's safety issues management system for Defense Nuclear Facilities Safety Board-related issues, commitments, and actions; providing monthly and quarterly analysis reports to senior DOE officials on the status of existing commitments to identify those that require additional management attention

(dollars in thousands)

FY 2009	FY 2010	FY 2011
---------	---------	---------

or action; and maintaining a website available to the public and to Department and contractor personnel that serves as the Department's central repository of official Defense Nuclear Facilities Safety Board communications.

**Other Related Expenses** **15,933**      **16,093**      **16,470**

Other related expenses provide support required for Federal and contractor staff to accomplish the HSS mission. Support includes training for Federal employees, the acquisition of security equipment, DOE common operating environment fees, and working capital fund services. Specific security equipment purchases for HSS include protective gear, weapons, and communication devices.

Training funds provide for obtaining and/or maintaining the technical competence of HSS Federal employees. This important area of human capital management assures that Federal personnel are fully capable of performing current and future missions of the Department.

The DOE common operating environment initiative combines information technology services previously managed separately. The initiative is designed to provide a single point of contact for all common information technology systems and services and to bring security, service, efficiency, and scale to these projects. Information technology investments support the Federal and contractor staff at Headquarters by providing hardware, software, hotline, and other desktop computer maintenance. Information technology hardware, connectivity, and support costs are based on per-user count and level of service.

Funding for the maintenance of information technology systems exclusive to HSS is included within this activity. The classified local area network, part of the consolidated infrastructure initiative, includes a secrets restricted data network that supports HSS Headquarters users. The secrets Internet protocol router network is also part of the consolidated infrastructure initiative. It provides access to the Department of Defense classified network to effect coordination between the departments.

Other related expenses also provide for working capital fund fees based on guideline estimates issued by the working capital fund manager. The working capital fund was established to allocate the cost of common administrative services to the recipient organizations; it covers building occupancy and alterations, computer and telephone infrastructure and usage, mail service, copying, printing and graphics, procurement closeouts, supplies, online learning, computer network support, and payroll processing.

---

**Total Program Direction** **99,597**      **104,125**      **107,740**

## Explanation of Funding Changes

FY 2011 vs. FY 2010 (\$000)
-----------------------------------

### Salaries and Benefits

Salaries and Benefits increase reflects a 1.4 percent increase of actual and cost of living adjustments for the Federal workforce.

---

+903

### Total, Salaries and Benefits

---

**+903**

### Travel

Decrease is a result of enhanced reliance on video telecommunications to bring down overall travel costs of the Department in FY 2011 and beyond. .

---

-662

### Total, Travel

---

**-662**

### Support Services

#### ■ Independent Oversight Activities

Funding allows for the institutionalization of enhanced nuclear safety initiatives, identified below, implemented in response to the U.S. Government Accounting Office report GAO-09-61, *Department of Energy Needs to Strengthen its Independent Oversight of Nuclear Facilities and Operations*, and as directed in the Omnibus Appropriations Act, 2009.

1. Do more to review the implementation of safety bases and ensure that DOE line management effectively carries out its responsibilities to review safety bases, particularly for new nuclear facilities and significant modifications to existing facilities.
2. Do more to complement DOE line management functions and corporately monitor safety bases status.
3. Increase onsite presence through improvements to inspections, enforcement investigations, and other performance evaluation processes, and provide appropriate levels of follow-up of corrective actions and information to support oversight and enforcement.
4. Strengthen the enforcement program through better use of available tools and better integration with the independent oversight program.
5. Establish a system that allows for an appropriate level of unrestricted public access of appraisal reports while ensuring continued compliance with applicable information security requirements.

---

+2,997

### Total, Support Services

---

**+2,997**

FY 2011 vs. FY 2010 (\$000)
-----------------------------------

**Other Related Expenses**

Overall increase is a result of upgrading the fiber optic cable in the HSS Germantown office space to maintain the HSS information technology infrastructure, enhanced use of video telecommunications services and equipment, and the purchase, maintenance, and upgrade of specialized equipment used for executive protection of the Secretary, Deputy Secretary, and other dignitaries; offset by Working Capital Fund reductions as a result of consolidating HSS office space within the main buildings in Germantown, MD, and Washington D.C.

**Total, Other Related Expenses**

**Total Funding Change, Program Direction**

+377
+377
+3,615

**Support Services by Category**

(dollars in thousands)

	FY 2009	FY 2010	FY 2011
Technical Support			
Headquarters Security Support	3,002	3,002	3,002
Independent Oversight Activities	16,352	16,352	19,349
Defense Nuclear Facilities Safety Board Liaison Activities	650	650	650
Total, Technical Support	20,004	20,004	23,001
Total, Support Services	20,004	20,004	23,001

**Other Related Expenses by Category**

(dollars in thousands)

	FY 2009	FY 2010	FY 2011
Other Related Expenses			
Working Capital Fund	10,353	10,513	9,235
Tuition/Training of Federal Staff	300	300	300
Other Services Procured	5,280	5,280	6,935
Total, Other Related Expenses	15,933	16,093	16,470

**Congressionally Directed Projects**

**Funding Profile by Subprogram**

(dollars in thousands)

	FY 2009	FY 2010	FY 2011
<b>Congressionally Directed Projects</b>	<b>999</b>	<b>2,000</b>	<b>0</b>

**Description**

The Energy and Water Development and Related Agencies Appropriations Acts of 2009 and 2010 included Congressionally directed projects assigned to HSS.

**Detailed Justification**

(dollars in thousands)

	FY 2009	FY 2010	FY 2011
<b>Congressionally Directed Projects</b>			
Medical Monitoring at Paducah, KY, Portsmouth, OH, and Oak Ridge, TN	<b>999</b>	<b>1,000</b>	<b>0</b>
Burlington Atomic Energy Commission Plant (BAECP) and Ames Laboratory Former Worker Medical Surveillance Program (FWP)	<b>0</b>	<b>1,000</b>	<b>0</b>
<b>Total, Congressionally Directed Projects</b>	<b>999</b>	<b>2,000</b>	<b>0</b>

**Explanation of Funding Changes**

<b>Congressionally Directed Projects</b>	FY 2011 vs. FY 2010 (\$000)
No funding requested	-2,000
<b>Total, Congressionally Directed Projects</b>	<b>-2,000</b>



**Other Defense Activities  
Office of Legacy Management**

**Overview**

**Appropriation Summary by Program**

(dollars in thousands)

FY 2009 Current Appropriation	FY 2009 Current Recovery Act Appropriation	FY 2010 Current Appropriation	FY 2011 Request
-------------------------------------	--	-------------------------------------	--------------------

Other Defense Activities				
Legacy Management.....	185,981	0	190,802	188,626
Subtotal, Other Defense Activities.....	185,981	0	190,802	188,626
Less Use of Prior Year Balances.....	0	0	0	0
Transfers/Offsets (non-add)	0	0	0	0
Total, Other Defense Activities.....	185,981	0	190,802	188,626

**Preface**

The Department of Energy’s Legacy Management (LM) program is the final element of site remediation and closure after active remediation is complete – fulfilling the Department’s commitments to ensure protection of human health and the environment and ensure all contractual obligations for former contractor employees are met. Within the Other Defense Activities appropriation, the activities under the Legacy Management program provide the means to achieve these objectives.

In FY 2011, LM continues its efforts to reduce risk to human health and the environment at contaminated sites, manage pension and benefit responsibilities for former contractor personnel, maintain the records, and manage DOE property at closed sites. By conducting these functions, LM provides a sustainable solution to liabilities associated with the Department’s closed sites and allows other DOE programs to concentrate on further risk reduction and site closure.

Within the Other Defense Activities appropriation, the Office of Legacy Management has one program: Legacy Management.

**Mission**

The mission of the LM program is to manage the Department’s post-closure responsibilities to ensure the future protection of human health and the environment. As part of the mission, LM performs long-term surveillance and maintenance, pension and benefit continuity for former contractor retirees, archives and information management and real and personal property management. LM has control and custody for legacy lands, structures, and facilities and is responsible for maintaining them at levels suitable for their long-term use.

**Benefits**

The greatest benefit of the LM program is to serve as a visible demonstration of the Department’s resolve to honor its responsibilities to the former contractor work force and the communities near its remediated facilities.

The LM program provides benefits to the Department following mission change or site closure. For sites where cleanup is completed, Legacy Management activities ensure that the remediation measures implemented during closure are protecting human health and the environment, that pension and post-retirement responsibilities for the contractor workforce are being satisfied, and that other Departmental legacy responsibilities are met. By managing the real and personal property assets that remain after cleanup and closure, LM helps the Department reduce the magnitude of its physical resource management, the costs associated with such management, and actively promotes the beneficial reuse of mission excess properties.

**Strategic Themes, Goals and the Secretary’s Initiatives**

The following chart depicts the alignment of LM’s goals and mission to the Secretary’s strategic priorities:

Strategic Theme	Strategic Goal Title	Secretary’s Priorities	GPRa Unit Program Number	GPRa Unit Program Title	Office
4. Environmental Responsibility	2. Managing the Legacy	Clean, Secure Energy	55	Legacy Management	LM

**Facilities Maintenance and Repair**

The Department’s Facilities Maintenance and Repair activities are tied to its programmatic missions, goals, and objectives. Facilities Maintenance and Repair activities funded by this budget are displayed below.

**Direct-Funded Maintenance and Repair**

(dollars in thousands)

	FY 2009	FY 2010	FY 2011
Legacy Management			
Legacy Management			
Long-Term Surveillance and Maintenance			
CERCLA Sites	2,374	2,730	1,983
Non-CERCLA Sites	799	531	1,036
Total, Long-Term Surveillance and Maintenance	3,173	3,261	3,019
Total, Legacy Management	3,173	3,261	3,019
Total, Direct-Funded Maintenance and Repair	3,173	3,261	3,019

**Other Defense Activities  
Office of Legacy Management**

**Funding by Site by Program**

(dollars in thousands)

	FY 2009	FY 2010	FY 2011
Fernald Site	18,740	19,583	17,059
Grand Junction Office	37,196	27,030	24,932
Inhalation Toxicology Lab	0	0	80
Morgantown Office	9,170	10,452	9,687
Mound Site	0	0	27,603
Paducah Gaseous Diffusion Plant	2,436	4,275	3,200
Pinellas Site	8,174	7,869	7,996
Portsmouth Gaseous Diffusion Plant	7,307	12,825	9,600
Rocky Flats Site	90,271	94,481	74,862
Washington Headquarters	12,687	14,287	13,607
<b>Total, Other Defense Activities</b>	<b>185,981</b>	<b>190,802</b>	<b>188,626</b>

**Major Changes or Shifts by Site**

**Inhalation Toxicology Laboratory**

- The Inhalation Toxicology Laboratory will transfer to Legacy Management in FY 2011 from the Office of Environmental Management (EM). The EM request is reduced by the same amount.

**Mound Site**

- The Mound Site will transfer to Legacy Management in FY 2011 from the Office of Environmental Management (EM). The EM request is reduced by the same amount.

**Paducah and Portsmouth Gaseous Diffusion Plants**

- These two plants are part of the United States Enrichment Corporation facilities. The decrease in funding from FY 2010 reflects an adjustment based on actual spending rates.

**Rocky Flats Site**

- The Rocky Flats Site request for FY 2011 is an adjustment that corresponds to a reduction in the estimate of pension and benefit payments. This estimate uses the most current data available.

## Site Description

### **Fernald Site**

The Fernald Site is located about 18 miles northwest of Cincinnati, OH. The Legacy Management program conducts long-term surveillance and maintenance activities, records management, oversees the pensions and post retirement benefits for former contractor retirees, and conducts reuse and property management activities.

### **Grand Junction Office**

The Grand Junction Office is located in western Colorado. Primary functions include the oversight of the long-term surveillance and maintenance, reuse and property management, and medical benefits for former DOE contractor employees. The long-term surveillance and maintenance activities managed from this office include environmental monitoring, long-term treatment of contaminants, site security, and asset disposition as well as preparing for transition of new sites coming into the LM program, including preparation for the long-term management and storage of elemental mercury.

This office administers sites covered under the Uranium Mill Tailings Radiation Control Act (UMTRCA) and Formerly Utilized Sites Remedial Action Program (FUSRAP). It is also responsible for the Weldon Spring, MO, site; the Monticello, UT, site; the Pinellas, FL, site; and the Nevada Offsites which consist of eight sites located in five – primarily western – states. These sites were the locations of subsurface nuclear detonations that were performed off the main Nevada Test Site.

### **Inhalation Toxicology Laboratory (ITL)**

The ITL is located in Albuquerque, NM. The Legacy Management program will provide long-term surveillance and maintenance and records maintenance activities.

### **Morgantown Office**

The Morgantown Office is located in Morgantown, WV. Primary program functions include operating the LM Business Center (which contains a National Archives and Records Administration – certified facility with a records storage capacity of 150,000 cubic feet) and archives and information management activities in support of the missions of the Office of Legacy Management. Other functions include long-term surveillance and maintenance of sites in several eastern states.

### **Mound Site**

The Mound site is located in Miamisburg, OH. The Legacy Management program will provide long-term surveillance and maintenance, records maintenance, oversee contractor retiree pensions and post-retirement benefits, and conduct reuse and property management activities.

### **Paducah Gaseous Diffusion Plant**

The Paducah Plant, located in Paducah, KY, passed to private ownership in 1998. Under agreements with the United States Enrichment Corporation (USEC), the Department retains responsibility for medical and life insurance benefits for part of the former USEC contractor work force.

### **Pinellas Site**

The Pinellas Site is a former weapons facility located in Pinellas, FL, which is in the Tampa-St. Petersburg metropolitan area. LM oversees pension and benefits payments for the former contractor

workforce – Lockheed-Martin Specialty Corporation and General Electric – and conducts long-term surveillance and maintenance activities.

**Portsmouth Gaseous Diffusion Plant**

The Portsmouth Plant, located in Piketon, OH, passed to private ownership in 1998. Under agreements with the United States Enrichment Corporation (USEC), the Department retains responsibility for medical and life insurance benefits for part of the former USEC contractor work force.

**Rocky Flats Site**

The Rocky Flats site is located about ten miles north of Golden, CO. The Legacy Management program provides long-term surveillance and maintenance, records maintenance, oversees contractor retiree pensions and post-retirement benefits, and conducts reuse and property management activities.

**Washington, D.C., Headquarters**

The Washington, DC, Headquarters Legacy Management office is responsible for policy, oversight and management of program direction funding. The Office is also responsible for administering the Department’s Environmental Justice program and workforce restructuring. Several business operation functions are also based in the Washington, D.C. office.

## Legacy Management

### Funding Profile by Subprogram

	FY 2009 Current Appropriation	FY 2009 Current Recovery Act Appropriation	FY 2010 Current Appropriation	FY 2011 Request
Legacy Management Program				
Legacy Management.....	174,397	0	178,618	176,122
Program direction.....	11,584	0	12,184	12,504
Total, Legacy Management Program....	185,981	0	190,802	188,626

#### Public Law Authorizations:

Public Law 95-91, "Department of Energy Organization Act (1977)  
 Public Law 103-62, Government Performance and Results Act of 1993  
 Public Law 106-377, Energy and Water Development Appropriations Act, 2001  
 Public Law 106-398, National Defense Authorization Act for Fiscal Year 2001  
 Public Law 107-66, Energy and Water Development Appropriations Act, 2002  
 Public Law 107-314, Bob Stump National Defense Authorization Act for Fiscal Year 2003  
 Public Law 108-136, National Defense Authorization Act for Fiscal Year 2004  
 Public Law 108-375, Ronald W. Reagan National Defense Authorization Act for Fiscal Year 2005  
 Public Law 109-103, Energy and Water Development Appropriations Act, 2006  
 Public Law 110-5, Revised Continuing Appropriations Resolution, 2007  
 Public Law 110-161, FY 2008 Consolidated Appropriation Act  
 Public Law 111-6, FY 2009 Omnibus Appropriation Act  
 Public Law 111-85, Energy and Water Development and Related Agencies Appropriation Act, 2010

### Major Outyear Considerations

The estimates of pension and benefit continuity funding requirements for FY 2011 – 2015 uses current data and spending rates in cost models to reflect, as much as possible, the actual need. Due to uncertainties in long-term medical costs, future program estimates during the outyears may be higher than current projections due to the medical inflation rate exceeding the rate for most other goods and services in the economy.

#### Mission

The mission of the Office of Legacy Management is to manage the Department's post-closure responsibilities and ensure the future protection of human health and the environment. This Office has control and custody for legacy land, structures, and facilities and is responsible for maintaining them at levels suitable for their long-term use. The activities that are used to accomplish this mission include: (1) conduct long-term surveillance and maintenance at facilities where remediation measures have been substantially completed; (2) perform storage, retrieval, and management of all records necessary for legacy management activities; (3) oversee the management of pensions and benefits for former

contractor employees; (4) manage the Department's legacy land and assets; and, (5) administer the Department's Environmental Justice program, and oversee workforce restructuring.

### **Benefits**

The Legacy Management Program supports the Secretary's initiative of Cleanup of the Nuclear Legacy by ensuring that human health and the environment are being protected while at the same time the Department is fulfilling its commitments associated with site closure. This also has a secondary benefit of allowing other offices to concentrate their efforts on active remediation.

### **Performance**

The Other Defense Activities, Office of Legacy Management will continue to support the Secretary's Goal 3: Security: Reduce nuclear dangers and environmental risk. LM's programs and subprograms specifically support Goal 3, complete legacy environmental clean-up. LM contributes to this goal by managing the Department's post-cleanup legal and regulatory requirements and contractual commitments. Management of these sites by LM enables the Office of Environmental Management to focus its efforts on sites with active cleanup.

### **Contribution to GPRA Unit Program Goal 3 (Security)**

By 2015, the Office of Legacy Management will be responsible for: the cost effective management of land, structures, facilities and/or records for over 120 sites; employee benefits for the Department's former contractor work force at seven sites; and will have disposed of real property at five sites.

There are four subgoals that contribute to the GPRA Unit Program Goal:

- Protect human health and the environment through effective and efficient long-term surveillance and maintenance – Activities associated with this subgoal contribute to the general goal by managing the long-term surveillance and maintenance at sites where remediation has been essentially completed, allowing the Environmental Management program to concentrate its efforts on continuing to accelerate cleanup and site closure resulting in reduced risks to human health and the environment and reduced landlord costs. At the end of FY 2009, Legacy Management was responsible for 85 sites; additional sites will be added during FY 2010 and 2011.
- Preserve, protect, and make accessible legacy records and information – This work directly supports the administration of the Energy Employees Occupational Illness Compensation Program Act (EEOICPA) and is responsive to Freedom of Information Act (FOIA) and Privacy Act (PA) requests. This subgoal enables more efficient operation of other LM activities and is needed to defend the Department against future liability claims.
- Support an effective and efficient workforce structured to accomplish Departmental missions and assure contractor worker pension and medical benefits – The Legacy Management program manages the Department's workforce restructuring activities and oversees certain contractor pension and benefit programs to meet the Department's contractual commitments.
- Manage legacy land and assets, emphasizing protective real and personal property reuse and disposition – These activities promote more efficient management of remediated sites and facilities. This allows more resources to be focused on further risk reduction.

## **Means and Strategies**

The Legacy Management Program will use various means and strategies to achieve its GPRA Unit Program goal. The program also performs collaborative activities to help meet its goal.

The Department will implement the following means:

- Long-term surveillance and maintenance will be performed in accordance with the regulatory decisions for each site. Activities range from maintaining records to routine inspections and maintenance at sites where remediation measures are substantially completed and the operations and maintenance of remedial action systems.
- Adequate staffing will be maintained to oversee the program. A large portion of the surveillance and maintenance and payment of the contractor pensions and benefits will be performed by contractors.

The Department will implement the following strategies:

- The Office of Legacy Management will only accept responsibility for a site after all active remedies are in place and operating. Significant changes in remedy performance could cause a site to be returned to the Office of Environmental Management for further remediation.
- Cost estimates for contractor pension and post-retirement benefits (medical, Medicare Part B, and life insurance) will use the intermediate estimate of an independent actuary for all sites.
- The actuarial estimates will be performed annually in order to consider changes in the factors that affect pension contribution, medical, and life insurance costs.

In conducting the program's surveillance and maintenance functions, LM performs the following collaborative activities:

- Evaluation of remedy performance, as determined by surveillance and maintenance activities, is coordinated with regulators, local communities, and other stakeholders.



**Validation and Verification**

To validate and verify program performance, LM employs various internal and external reviews and audits. The Department is operating a performance tracking system to measure performance. The Office of the Chief Financial Officer has developed action plans for the primary functions. Quarterly updates for site inspections are reported using an automated system.

For payments of medical benefits or other activities not tracked by the automated system, the Office of Legacy Management will obtain quarterly updates to judge progress of those activities.

Information requests have established deadlines for LM to respond to those requests. The number of requests and the processing times are recorded and reported according to DOE requirements.

The observed results of surveillance and maintenance activities are documented in annual inspection and compliance reports and retained in accordance with Federal requirements. LM's programmatic activities are subject to continuing reviews by the Congress, the General Accountability Office, the Department's Inspector General, the U.S. Environmental Protection Agency, U.S. Nuclear Regulatory Commission, state environmental and health agencies, and the Department's Office of Engineering and Construction Management. Additionally, LM Headquarters senior management conducts quarterly, in-depth reviews of cost, schedule, and scope to ensure projects are on-track and within budget.

## Annual Performance Targets and Results

**Secretarial Goal:** Security

**GPRA Unit Program Goal:** Legacy Management

FY PY-3	FY PY-2	FY PY-1	FY PY	FY CY	FY BY	FY BY+1	FY BY+2	FY BY+3	FY BY+4
FY 2006	FY 2007	FY 2008	FY 2009	FY 2010	FY 2011	FY 2012	FY 2013	FY 2014	FY 2015

**Performance Measure FY 2006:** Ensure continued effectiveness of cleanup remedies through surveillance and maintenance activities at all sites in accordance with legal agreements.

**Performance Measure FY 2007-2015:** Maintain the protectiveness of installed environmental remedies through inspections and other actions at sites within LM's responsibility.

T: 100% A: 100%	T: 100% A: 100%	T: 100% A: 100%	T: 100% A: 100%	T: 100% A:	T: 100% A:	T: 100% A:	T: 100% A:	T: 100% A:	T: 100% A:
--------------------	--------------------	--------------------	--------------------	---------------	---------------	---------------	---------------	---------------	---------------

**Performance Measure FY 2006:** Reduce the ratio of program direction to the appropriation by 1 percent from the FY 2005 baseline.

**Performance Measure FY 2007-2015:** Reduce the costs of performing long-term surveillance and maintenance activities by 2 percent while meeting all regulatory requirements. Reduction is measured in percent from the life-cycle baseline. The long-term goal is a 10% reduction from the FY 2007 baseline by FY 2015.

T: 1% A: 1%	T: 2% A: 2%	T: 2% A: 2%	T: 2% A: 2%	T: 2% A:	T: 2% A:	T: 2% A:	T: 2% A:	T: 2% A:	T: 2% A:
----------------	----------------	----------------	----------------	-------------	-------------	-------------	-------------	-------------	-------------

**Legacy Management  
Funding Schedule by Activity**

(dollars in thousands)

	FY 2009	FY 2010	FY 2011
Legacy Management			
Long-Term Surveillance and Maintenance	48,095	33,379	35,617
Environmental Justice	1,103	1,103	1,103
Archives and Information Management	9,170	10,452	11,463
Pension and Benefit Continuity	112,241	126,594	122,000
Reuse and Property Management	3,788	6,090	5,939
Congressionally Directed, Miamisburg Mound Energy Park Redevelopment	0	1,000	0
Total, Legacy Management	174,397	178,618	176,122

**Description**

The objectives of the Legacy Management subprogram are to conduct long-term surveillance and maintenance (also referred to as long-term stewardship) at DOE facilities where remediation measures have been substantially completed, oversee the management of pensions and benefits for former contractor employees, perform storage, retrieval, and management of all records necessary for legacy management activities, administer the environmental justice program, and provide overall management for LM properties. These activities are performed for the purpose of supporting the Department's commitments contained in records of decision, contracts, and legal agreements.

**Benefits**

The Legacy Management subprogram contains essential elements to assist the Department achieve the strategic goal of providing a resolution to the environmental legacy of the Cold War and ensure that DOE fulfills its long-term commitments to protect the environment and to ensure continuity of benefits to former contractor workers. By funding the long-term activities in the Legacy Management program, other DOE programs are able to concentrate on risk reduction and site closure.

## Detailed Justification

(dollars in thousands)

FY 2009	FY 2010	FY 2011
---------	---------	---------

### Long-Term Surveillance and Maintenance

**48,095      33,379      35,617**

The funding requested for FY 2011 will allow the Office of Legacy Management (LM) to monitor and conduct long-term treatment at its sites in accordance with legal, contractual, and regulatory agreements. Functions include soil, water, and air monitoring, long-term treatment of contaminants, maintenance of contaminant treatment structures, and maintaining security for the sites and other resources associated with the sites. Funding will also assist in preparing for the future transition of other sites.

▪ **Fernald** **8,540      8,383      7,759**

The funding requested for FY 2011 will allow the LM to monitor and conduct long-term surveillance activities at the Fernald Site.

▪ **Mound** **0      0      3,227**

The funding requested for FY 2011 will allow the LM to monitor and conduct long-term surveillance activities at the Mound Site.

▪ **Pinellas** **1,774      1,769      2,196**

The funding requested for FY 2011 will allow the LM to monitor and conduct long-term surveillance activities at the Pinellas Site.

▪ **Rocky Flats** **5,523      3,487      4,262**

The funding requested for FY 2011 will allow LM to monitor and conduct long-term treatment at the Rocky Flats site, including soil, water, and air monitoring, and maintaining security for the site and other resources associated with the site.

▪ **Other Sites** **32,258      19,740      18,173**

At the end of FY 2009, there were 82 other sites, in addition to Fernald, Pinellas, and Rocky Flats, where the Office of Legacy Management has management responsibility. More will be added in FY 2010. In FY 2011, four sites are scheduled for transfer including Mound (mentioned separately above) and the Inhalation Toxicology Laboratory (combined with these other sites). Most of the sites require a modest amount of long-term surveillance and maintenance and are managed primarily from the Grand Junction office. Other activities, which are funded within the total, include the planning and preparation of future transfers of additional sites to the LM program. The funding for FY 2011 will allow LM to conduct those activities.

(dollars in thousands)

FY 2009	FY 2010	FY 2011
---------	---------	---------

**Environmental Justice**

**1,103                      1,103                      1,103**

Funding allows the Department to manage a program to promote environmental justice as specified by Executive Order 12898, issued on February 11, 1994. This program provides assistance for a variety of activities that include: grants to communities to address environmental subjects using expertise from Historically Black Colleges and Universities (HBCU's); an intern program through the United Negro College Fund; a cooperative agreement with the National Conference of Black Mayors to provide assistance on environmental issues; and a Community Capacity Building Program to provide assistance to enable communities around DOE sites to address environmental issues.

**Archives and Information Management**

**9,170                      10,452                      11,463**

This activity provides records management services for LM's active program elements and maintains legacy archives of inherited collections. Elements include administrative, records management policy and procedure setting and development, planning, and oversight processes and actions that guide and govern the physical and electronic records management operations of the organization. The archives and information management activity also includes managing records over the standard record life-cycle and developing records retentions schedules in conjunctions with NARA requirements. These functions encompass operational records retention, records maintenance and use, and records disposition processes and activities that LM performs to ensure proper documentation of its environmental protection, environmental remediation, and hazardous waste disposition related policies and activities. The activity also supports DOE stakeholders' processing claims associated with EEOICPA, FOIA, PA and other information requests.

This activity also provides LM's information management and technology needs. This work involves the coordination of information collection, storage, and dissemination, and destruction as well as managing the policies, guidelines, and standards regarding information management. This funding also allows LM to maintain it's information technology infrastructure and provides planning, design, and maintenance of an IT Infrastructure to effectively support automated needs (i.e. platforms, networks, servers, printers, etc.), as well as providing IT security for LM's unclassified computing networks. IT Security involves all processes and activities pertaining to the securing of Federal data and systems through the creation and definition of security policies, procedures and controls covering such services as identification, authentication, and non-repudiation in accordance with Federal Information Processing Standards (FIPS) and the Federal Information Security Management Act.

**Pension and Benefit Continuity**

**112,241                      126,594                      122,000**

▪ **Fernald**

**10,200                      11,200                      9,300**

Funding for FY 2011 will provide Employee Retirement Income Security Act (ERISA) required contributions to the pension funds and post-retirement benefits (medical and life insurance) for former contractor retirees from the Fernald facility.

(dollars in thousands)

FY 2009	FY 2010	FY 2011
---------	---------	---------

▪ **Grand Junction Office**

**1,150      1,200      900**

Funding for FY 2011 will provide retirees from former DOE contractors with medical insurance benefits in accordance with contractual requirements.

▪ **Mound Site**

**0      0      22,600**

Funding for FY 2011 will provide required contributions to the pension funds and post-retirement benefits (medical and life insurance) for former contractor retirees from the Mound Site.

▪ **Pinellas**

**5,100      6,100      5,800**

Funding for FY 2011 will provide required contributions to the pension funds and post-retirement benefits (medical and life insurance) for former contractor retirees from the Pinellas Plant.

▪ **Rocky Flats**

**86,048      90,994      70,600**

In FY 2011, this funding will allow the Department to make the required ERISA minimum contribution to the pension fund for retired contractor personnel and provide post-retirement benefits of medical, Medicare Part B, and life insurance to contractor retirees.

▪ **United States Enrichment Corporation (USEC)**

**Facilities**

**9,743      17,100      12,800**

Funding is provided for activities and expenses associated with post-retirement life insurance and medical benefits applicable to retirees and contractor employees with service at the Paducah and Portsmouth Gaseous Diffusion Plants prior to the lease agreement between USEC and DOE in July 1993. This scope was expanded to include retired employees working at the Gaseous Diffusion Plants prior to the date of USEC privatization and as further defined by the Memorandum of Agreement (MOA) between the Office of Management and Budget (OMB) and USEC, dated April 6, 1998.

Funding for FY 2011 will provide post-retirement benefits (medical and life insurance) for former contractor retirees from the USEC Plants.

This funding does not include benefits to former DOE contractor employees covered by the Uranium Enrichment Decontamination and Decommissioning Fund.

**Reuse and Property Management**

**3,788      6,090      5,939**

The Office of Legacy Management manages thousands of acres of land and other assets. This activity is focused upon reuse or transfer of the real and personal property to other agencies or private interests. When land is transferred to a private interest, it allows the land to be reused productively, reduces the Department's "footprint," and resumes payment of local property taxes.

**Congressionally-Directed (Miamisburg Mound Energy Park Redevelopment)**

**0      1,000      0**

**Total, Legacy Management**

**174,397      178,618      176,122**

## Explanation of Funding Changes

FY 2011 vs. FY 2010 (\$000)
-----------------------------------

### Long-Term Surveillance and Maintenance

▪ <b>Fernald</b>	-624
No significant change.	
▪ <b>Mound Site</b>	+3,227
Site transferred from Office of Environmental Management.	
▪ <b>Pinellas</b>	+427
No significant change.	
▪ <b>Rocky Flats</b>	+775
No significant change.	
▪ <b>Other Sites</b>	-1,567
No significant change.	
<b>Total, Long-Term Surveillance and Maintenance</b>	<b>+2,238</b>

### Archives and Information Management

Funding increased due to the transfer of Mound Site from Office of Environmental Management.	+1,011
--	--------

### Pension and Benefit Continuity

▪ <b>Fernald</b>	-1,900
Funding decreased due to a reduction in the amount of funding needed for the ERISA minimum contribution to the pension plan.	
▪ <b>Grand Junction</b>	-300
No significant change.	
▪ <b>Mound Site</b>	+22,600
Site transferred from Office of Environmental Management.	
▪ <b>Pinellas</b>	-300
No significant change.	
▪ <b>Rocky Flats</b>	-20,394
Funding decreased to reflect a reduction in the ERISA required minimum contribution to the pension plan in FY 2011.	
▪ <b>USEC Facilities</b>	-4,300
Funding decreased to reflect an adjustment of the funding requirements for medical benefits based upon current information.	
<b>Total, Pension and Benefit Continuity</b>	<b>-4,594</b>

FY 2011 vs. FY 2010 (\$000)
-----------------------------------

**Reuse and Property Management**

No significant change.

**-151**

**Congressionally-Directed (Miamisburg Mound Energy Park Redevelopment)**

**-1,000**

**Total Funding Change, Legacy Management**

---

**-2,496**



**Program Direction**  
**Funding Profile by Category**

(dollars in thousands/whole FTEs)

	FY 2009	FY 2010	FY 2011
Headquarters			
Salaries and Benefits	8,320	8,615	8,641
Travel	503	460	474
Support Services	1,309	1,519	1,513
Other Related Expenses	1,452	1,590	1,876
Total, Headquarters	11,584	12,184	12,504
Full Time Equivalents	58	58	57

**Detailed Justification**

(dollars in thousands)

FY 2009	FY 2010	FY 2011
<b>8,320</b>	<b>8,615</b>	<b>8,641</b>

**Salaries and Benefits**

Staff will perform functions needed to ensure that the objectives under each Legacy Management program subgoal are met. Specifically, this will include: (1) performing required monitoring actions to protect the environment and the public’s health and safety in the vicinity of the sites transferred to Legacy Management; (2) administering the Environmental Justice program within the Department; (3) maintaining and accessing records and performing information technology functions associated with the sites managed by Legacy Management; (4) reviewing Departmental liability for CERCLA claims; (5) ensuring that pension and other post-retirement payments that honor the Department’s responsibilities for former contractor personnel are made; (6) approving work force restructuring plans; (7) using delegated authority to manage LM real and personal property assets; (8) providing for beneficial reuse, facility and infrastructure management, and facility security for LM assets; and (9) employing the appropriate planning, budgeting, and performance processes to achieve program targets. In performing the monitoring actions, many sites are situated in remote locations. Although the Office of Legacy Management is a headquarters organization, there are sizable staffs stationed in Grand Junction, CO, and Morgantown, WV, with smaller numbers at several other locations.

As part of the High-Performing Organization process, LM is constantly evaluating its program functions. LM determined that the function of labor relations and labor standards would be better managed by the Office of General Counsel (GC). LM has transferred those functions to GC accompanied by a transfer of one full-time equivalent (FTE) and \$200 thousand for salaries and benefits which reduces LM’s HPO to 57 FTEs.

(dollars in thousands)

FY 2009	FY 2010	FY 2011
---------	---------	---------

**Travel**

**503                      460                      474**

Travel will enable staff to conduct necessary surveillance and maintenance functions, business and site operations, oversight, and related activities.

**Support Services**

**1,309                      1,519                      1,513**

Support services will assist in the preparation of both routine and extraordinary analyses and reports as needed.

The transfer of labor relations and labor standards to GC also will include \$100 thousand of budget authority for training.

**Other Related Expenses**

**1,452                      1,590                      1,876**

This category consists mainly of the working capital fund/infrastructure costs including space rental, telephones, copiers and printing, computer support, general office supplies, and mailing costs. The working capital fund costs are proportionate to the number of employees. Other expenses are for items not encompassed by the working capital fund, e.g., computer software, E-Government fees, and Corporate Computer Desktop Support (DOECOE).

**Total, Program Direction**

---

**11,584                      12,184                      12,504**

## Explanation of Funding Changes

FY 2011 vs. FY 2010 (\$000)
-----------------------------------

### Salaries and Benefits

This increase reflects costs of living adjustments for 57 FTEs.

+26

### Travel

No significant change.

+14

### Support Services

No significant change.

-6

### Other Related Expenses

In FY 2011, the Working Capital Fund has added new costs to the telephone communications business line.

+286

### Total Funding Change, Program Direction

+320

### Support Services by Category

(dollars in thousands)			
	FY 2009	FY 2010	FY 2011
Technical Support			
System Definition	51	154	162
Total, Technical Support	51	154	162
Management Support			
Manpower Systems Analyses	295	305	330
Training and Education	123	160	60
Analyses of DOE Management Processes	188	200	211
Reports and Analyses Management and General Administrative Services	652	700	750
Total, Management Support	1,258	1,365	1,351
Total, Support Services	1,309	1,519	1,513

### Other Related Expenses by Category

(dollars in thousands)			
	FY 2009	FY 2010	FY 2011
Other Related Expenses			
Other Services	186	195	201
Supplies and Materials	168	175	179
Working Capital Fund	1,098	1,220	1,496
Total, Other Related Expenses	1,452	1,590	1,876

## Congressional Directed Projects

### Funding Profile by Subprogram

(dollars in thousands)

FY 2009	FY 2010	FY 2011
---------	---------	---------

<b>Congressionally Directed Projects</b>	<b>0</b>	1,000	<b>0</b>
--	----------	-------	----------

**Description**

The Energy and Water Development and Related Agencies Appropriations Acts of 2010 included Congressionally directed projects assigned to the Office of Legacy Management.

#### Detailed Justification

(dollars in thousands)

FY 2009	FY 2010	FY 2011
---------	---------	---------

**Congressionally Directed Projects**

<ul style="list-style-type: none"> <li>▪ Miamisburg Mound Energy Park Redevelopment</li> </ul>	<b>0</b>	1,000	<b>0</b>
<b>Total, Congressionally Directed Projects</b>	<b>0</b>	1,000	<b>0</b>

#### Explanation of Funding Changes

FY 2011 vs. FY 2010 (\$000)
-----------------------------------

<b>Congressionally Directed Projects</b>	
No funding requested	-1,000
<b>Total, Congressionally Directed Projects</b>	<b>-1,000</b>



**Other Defense Activities  
Office of Nuclear Energy**

**Overview**

**Appropriation Summary by Program**

(dollars in thousands)

	FY 2009 Current Appropriation	FY 2009 Current Recovery Act Appropriation	FY 2010 Current Appropriation	FY 2011 Request
<b>Other Defense Activities Appropriation</b>				
Mixed Oxide Fuel Fabrication Facility	487,008	0	0	0
Idaho Sitewide Safeguards and Security	78,811	0	83,358	88,200
<b>Total, Other Defense Activities Appropriation</b>	<b>565,819</b>	<b>0</b>	<b>83,358</b>	<b>88,200</b>
<b>Nuclear Energy Appropriation</b>				
Integrated University Program	5,000	0	5,000	0
RE-ENERGYSE	0	0	0	5,000
Nuclear Power 2010	177,500	0	105,000	0
Generation IV Nuclear Energy Systems	178,649	0	220,137	0
Reactor Concepts Research, Development and Demonstration	0	0	0	195,000
Nuclear Hydrogen Initiative	7,343	0	0	0
Fuel Cycle Research and Development	142,652	0	136,000	201,000
Nuclear Energy Enabling Technologies	0	0	0	99,300
Radiological Facilities Management	66,146	0	72,000	66,818
Idaho Facilities Management	140,000	0	173,000	162,482
Idaho Sitewide Safeguards and Security	78,811	0	83,358	0
Program Direction	73,000	0	73,000	91,452
International Nuclear Energy Cooperation	0	0	0	3,000
Congressional Directed Projects	2,854	0	2,500	0
<b>Subtotal, Nuclear Energy Appropriation</b>	<b>871,955</b>	<b>0</b>	<b>869,995</b>	<b>824,052</b>
Transfer from State Department	3,300	0	0	0
Use of Prior-Year Balances	-5,000	0	0	0
Funding from Other Defense Activities	-78,811	0	-83,358	0
<b>Total, Nuclear Energy Appropriation</b>	<b>791,444</b>	<b>0</b>	<b>786,637</b>	<b>824,052</b>

(dollars in thousands)

FY 2009 Current Appropriation	FY 2009 Current Recovery Act Appropriation	FY 2010 Current Appropriation	FY 2011 Request
----------------------------------	--	----------------------------------	-----------------

Total, Other Defense Activities (NE), and  
Nuclear Energy Appropriation

1,357,263

0

869,995

912,252

## Preface

The Office of Nuclear Energy (NE) supports the diverse civilian nuclear energy programs of the U.S. Government. NE leads the U.S. Government's efforts to research and develop nuclear energy technologies, including generation, safety, waste storage and management, and security technologies to help meet energy and climate goals. NE uses modeling and simulation capability in addition to work with physical materials to enhance its research capabilities. NE also manages the safe operation and maintenance of the Department's nuclear infrastructure. Funding for the Idaho Sitewide Safeguards and Security program is requested within the Other Defense Activities Appropriation. The other NE programs are funded within the Nuclear Energy Appropriation.

Although, funding for the Mixed Oxide Fuel Fabrication Facility (MOX) project FY 2009 was appropriated under the Other Defense Activities Appropriation, the management responsibility of the MOX Facility project remains with the Defense Nuclear Nonproliferation Fissile Materials Disposition program within the National Nuclear Security Administration.

## Mission

NE conducts science-based, goal-oriented research and development (R&D) to develop nuclear energy generation, security, materials, systems, safety, fuel utilization, and waste management technologies and methodologies, and operates and maintains nuclear infrastructure in a safe and compliant manner to support achievement of national energy, climate, and non-proliferation goals. The Idaho Sitewide Safeguards and Security program provides protection of nuclear materials, classified matter, Government property, and other vital assets from unauthorized access, theft, diversion, sabotage, espionage, and other hostile acts that may cause risks to national security, the health and safety of Departmental and contractor employees, the public, or the environment.

The MOX Facility project will dispose of surplus weapon-grade plutonium by fabricating it into fuel for use in nuclear reactors. Once irradiated, the plutonium is no longer readily useable for nuclear weapons. The disposal of the material will meet the U.S. commitments made in the Plutonium Management and Disposition Agreement with Russia. The MOX Facility project will be built at the Department's Savannah River Site near Aiken, South Carolina.

## Benefits

The Department has the responsibility to maintain the Nation's nuclear infrastructure currently in place. The Idaho Sitewide Safeguards and Security program supports activities that are required to protect the Department's Idaho complex assets from theft, diversion, sabotage, espionage, unauthorized access, compromise, and other hostile acts which may cause unacceptable adverse impacts on national security,



program continuity, the health and safety of employees, the public, or the environment.

## **Performance**

The Secretary has identified the following goals for the Department of Energy:

Goal 1: Innovation: Lead the world in science, technology, and engineering

Goal 2: Energy: Build a competitive, low-carbon economy and secure America's energy future

Goal 3: Security: Reduce nuclear dangers and environmental risks

NE supports Goal 2: Energy: Build a competitive, low-carbon economy and secure America's energy.

Nuclear energy is an important element of the diverse energy portfolio required to accomplish our national objectives. Nuclear power is a proven clean, affordable, domestic technology that is within the current U.S. energy portfolio. NE is charged with conducting the research, development, and demonstrations required to address scientific and technical challenges associated with the continued and expanded application of this valuable energy resource. NE conducts long-term science-based, goal-oriented R&D to develop nuclear energy generation, security, materials, systems, safety, fuel utilization, and waste management technologies and methodologies, and operates and maintains nuclear infrastructure in a safe and compliant manner to support achievement of national energy, climate, and non-proliferation goals.

**Other Defense Activities  
Office of Nuclear Energy**

**Funding by Site by Program**

(dollars in thousands)

	FY 2009	FY 2010	FY 2011
Idaho National Laboratory			
Idaho Sitewide Safeguards and Security	78,811	83,358	85,779
Idaho Operations Office			
Idaho Sitewide Safeguards and Security	0	0	2,421
NNSA Service Center			
Mixed Oxide Fuel Fabrication Facility	1,000	0	0
Oak Ridge National Laboratory			
Mixed Oxide Fuel Fabrication Facility	2,404	0	0
Savannah River Operations Office			
Mixed Oxide Fuel Fabrication Facility	483,604	0	0
<b>Total, Other Defense Activities</b>	<b>565,819</b>	<b>83,358</b>	<b>88,200</b>

**Site Description**

**Idaho National Laboratory**

**Introduction**

The Idaho National Laboratory (INL) is an extensive research and engineering complex and occupies 890 square miles in southeastern Idaho which is 42 miles northwest of Idaho Falls, Idaho. There are nine primary facilities at the INL as well as administrative, engineering, and research laboratories in Idaho Falls, Idaho. The Office of Nuclear Energy (NE) is the Lead Program Secretarial Office responsible for the Idaho Operations Office.

**Idaho Sitewide Safeguards and Security**

The Idaho Sitewide Safeguards and Security program provides protection of nuclear materials, classified matter, government property, and other vital assets from unauthorized access, theft, diversion, sabotage, espionage, and other hostile acts that may cause risks to national security, the health and safety of the Department of Energy (DOE) and contractor employees, the public, or the environment. Program activities include security systems, material control and accountability, information and cyber security, personnel security, and maintenance of a protective force.

## **Idaho Operations Office**

### **Introduction**

The Idaho Operations Office provides procurement, contract, cooperative agreement, and grant support for NE and other DOE programs.

## **Idaho Sitewide Safeguards and Security**

Idaho Operations Office provides logistical support for personnel security investigations conducted by the Federal Bureau of Investigation and OPM for DOE Federal employees and contractors. Idaho Operations Office also works with Federal and local law enforcement on security matters such as weapon purchases and cooperatives agreements.

## **NNSA Service Center**

### **Introduction**

The National Nuclear Security Administration (NNSA) Service Center provides procurement, contract, cooperative agreement and grant support for the Mixed Oxide Fuel Fabrication Facility (MOX Facility) program.

## **Mixed Oxide Fuel Fabrication Facility**

Through contracts administered by the NNSA Service Center with Mele, technical support is provided for oversight of the MOX Facility.

## **Oak Ridge National Laboratory**

### **Introduction**

The Oak Ridge National Laboratory (ORNL) is a DOE scientific research laboratory located in Oak Ridge, Tennessee.

## **Mixed Oxide Fuel Fabrication Facility**

ORNL provides technical support to NNSA in reviewing regulatory/ licensing topics and documents.

## **Savannah River National Laboratory**

### **Introduction**

The Savannah River Site (SRS) is an extensive material production and engineering complex covering 310 square mile site near Aiken, South Carolina. Savannah River National Laboratory (SRNL) is a multi-program laboratory located on approximately 34 acres within the SRS.

## **Mixed Oxide Fuel Fabrication Facility**

The SRNL will continue to support the MOX Facility through continuation of design, licensing, procurement, construction and start-up/ operations planning activities for the MOX Facility.

## Idaho Sitewide Safeguards & Security

### Funding Profile by Subprogram

(dollars in thousands)

FY 2009 Current Appropriation	FY 2009 Current Recovery Act Appropriation	FY 2010 Current Appropriation	FY 2011 Request
-------------------------------------	---	-------------------------------------	--------------------

Idaho Sitewide Safeguards & Security

78,811

0

83,358

88,200

#### Public Law Authorizations:

P.L. 111-8, Omnibus Appropriations Act (2009)

P.L. 111-85, Appropriations Act (2010)

#### Mission

The mission of the Idaho Sitewide Safeguards and Security (S&S) program is to protect the Department of Energy's (DOE) nuclear materials, classified matter, Government property, and other vital assets at the Idaho National Laboratory (INL) from theft, diversion, sabotage, espionage, unauthorized access, compromise, and other hostile acts that may cause unacceptable adverse impacts on our national security; program continuity; or the health and safety of employees, the public, or the environment.

#### Benefits

This program is designed to support DOE's Security Strategic Goal to protect our national security by safeguarding the INL complex. The safeguards and security function at the INL site complex benefits the INL nuclear facilities infrastructure and site entities by enabling them to fulfill their research and development mission.

#### Annual Performance Results and Targets

The S&S program contributes to the Secretary's Goal of *Energy: Build a Competitive, Low-Carbon Economy and Secure America's Energy Future* and to the National Nuclear Infrastructure GPR Unit Program Goal. The S&S program protects the Department's Idaho complex assets from theft, diversion, sabotage, espionage, unauthorized access, compromise, and other hostile acts which may cause unacceptable adverse impacts on national security, program continuity, the health and safety of employees, the public, or the environment.

#### Means and Strategies

The program will use various means and strategies to achieve its GRPA Unit Program Goal. However, various external factors may impact the ability to achieve these goals. The program also performs collaborative activities to help meet its goals.

The Department will implement the following means:

- Continue planning activities to implement the 2008 Graded Security Protection (GSP) Policy to ensure appropriate protective measures are taken commensurate with risk and consequence.

The Department will implement the following strategies:

- Provide physical protection and maintain operational security systems. Implement personnel identity verification and diskless workstation systems and conduct semi-annual and annual program reviews.

These strategies will result in efficient and effective management of the program, thus putting the taxpayers' dollars to more productive use.

The following external factors could affect the program's ability to achieve its strategic goal:

- Annual review of the GSP Policy, which is based on current intelligence information and threat assessment, could result in significant changes in GSP requirements. This could affect the Office of Nuclear Energy's (NE) ability to achieve goals on schedule. In addition, significant change in National Security Condition level in response to a national security event would require re-prioritization of resources that could impact the GSP implementation schedule. Finally, acquisition and testing of developmental high technology security systems have the potential to minimize future increases in the number of protective forces personnel, however, these systems are currently being tested in the DOE laboratory environment.

### **Validation and Verification**

The NE conducts various internal and external reviews and audits to validate and verify program performance. Periodic program reviews evaluate progress against established plans. NE holds monthly, quarterly, semi-annual, and annual reviews, consistent with program management plans and project baselines, to ensure technical progress, cost, and schedule adherence, and responsiveness to program requirements. Internally, NE provides continual management and oversight of its Research and Development (R&D) and vital infrastructure programs. Examples of NE's R&D programs include Reactor Concepts Research, Development & Demonstration and Fuel Cycle R&D. NE infrastructure programs, such as the Radiological Facilities Management program and the Idaho Facilities Management program, are managed using similar oversight techniques.

**Idaho Sitewide Safeguards & Security  
Funding Schedule by Activity**

(dollars in thousands)

	FY 2009	FY 2010	FY 2011
Idaho Sitewide Safeguards and Security			
Idaho National Laboratory	78,811	83,358	88,200
Total, Idaho Sitewide Safeguards and Security	78,811	83,358	88,200

**Benefits**

The S&S program provides protection of nuclear materials, classified matter, Government property, and other vital assets at the INL complex from unauthorized access, theft, diversion, sabotage, espionage, and other hostile acts that may cause risks to national security, the health and safety of DOE and contractor employees, the public or the environment. The safeguards and security function at the INL site complex benefits the INL nuclear facilities infrastructure and site entities by enabling them to fulfill their R&D mission. This program funds mainly salaries for the protective force staff and related staff expenses such as operations and maintenance of specialized equipment and Protective Force training. It also includes funding for the site-wide cyber security activities, security systems and other safety measures for the INL complex.

**Detailed Justification**

(dollars in thousands)

	FY 2009	FY 2010	FY 2011
<b>Idaho Sitewide Safeguards and Security</b>			
▪ <b>Protective Forces</b>	<b>43,325</b>	<b>45,825</b>	<b>55,841</b>

(dollars in thousands)

FY 2009	FY 2010	FY 2011
---------	---------	---------

Provides security police officers (SPO's) and other specialized personnel and equipment, training, and management needed during normal and security emergency conditions. Deployment of a full-time protective force to provide 24/7 site coverage requires hiring, training, equipping, and maintaining multiple shifts of SPOs. Funding needs are based on protection strategies designed to ensure adequate protective force staffing levels, equipment, facilities, training, management and administrative support are available to respond to any security incident outlined in site-specific plans. In FY 2010, accomplishments include completing upgrades to the Multiple Integrated Laser Engagement System equipment for SPOs. In FY 2011, the request allows the site to maintain its protective force levels consistent with these plans with increases supporting escalation, labor rate changes based on new protective force wage agreements and a transfer of \$1,500,000 from the Office of Naval Reactors to provide protective force support for the Naval Reactors Facility (NRF).

- |   |              |               |               |
|---|--------------|---------------|---------------|
| ▪ <b>Security Systems</b>   | <b>9,696</b> | <b>10,255</b> | <b>10,139</b> |
| Provides equipment to protect vital security interests and Government property, including performance testing, intrusion detection and assessment, entry and search control, barriers, secure storage, lighting, sensors, entry/access control devices, locks, explosives detection, and vital components and tamper-safe monitoring. In FY 2011, the request provides for the maintenance of approximately 4,600 security alarms and 6,100 security locks at multiple INL security areas to ensure 24 hour operation of these systems. The request also supports the purchase of a drug/bomb dog by DOE Idaho Operations Office for use by INL.  |              |               |               |
| ▪ <b>Information Security</b>   | <b>1,641</b> | <b>1,736</b>  | <b>1,374</b>  |
| Provides for the protection and control of classified and sensitive matter that is generated, received, transmitted, used, stored, reproduced or destroyed at the INL. The Classified Matter Protection and Control Program and Operations Security Program ensure that classified and sensitive unclassified matter is appropriately managed and adequately protected and controlled to prevent access by unauthorized individuals and that those individuals that do have access are trained to handle classified matter. In FY 2011, the request supports base level operations of INL information security programs.  |              |               |               |
| ▪ <b>Personnel Security</b>   | <b>2,052</b> | <b>2,170</b>  | <b>4,120</b>  |
| Includes clearance program, adjudication, security awareness and education, visit control, Human Reliability Program, psychological/medical assessments, and administrative review costs. In FY 2011, the request maintains these ongoing activities conducted by DOE Idaho Operations Office and INL. Additionally, the request reflects a transfer in the amount of \$1,700,000 from NE's Idaho Facilities Management program to support security investigations performed by the Federal Bureau of Investigation and the OPM. Beginning in FY 2010, the responsibility to fund background investigations contacted by the Federal Bureau of Investigations and the Office of Personnel Management was transferred from the Office of Health, Safety, and Security to NE. |              |               |               |
| ▪ <b>Materials Control &amp; Accountability</b>   | <b>4,573</b> | <b>4,837</b>  | <b>4,185</b>  |

Other Defense Activities/

Idaho Sitewide Safeguards & Security

Page 97

FY 2011 Congressional Budget

(dollars in thousands)

FY 2009	FY 2010	FY 2011
---------	---------	---------

Provides for the personnel, equipment, and services required for the protection of special nuclear material from diversion through determining and documenting the amounts of nuclear materials in packaged items. Specifically supports movements and use of special nuclear material (SNM) for research purposes. In FY 2011, the request continues these activities to track and report SNM movements.

▪ **Program Management** **4,919**      **5,203**      **4,024**

Includes policy oversight, development and update of security plans, vulnerability assessments, and performance reviews to determine if assets are at risk. Also included are contractor management and administration, planning, and integration of security activities into facility operations. In FY 2010, planned accomplishments include utilizing current tools and methodologies, conduct vulnerability assessments to validate protection strategies, and issue an implementation plan consistent with the DOE’s 2008 GSP Policy; conducting a comprehensive review of Idaho Sitewide S&S physical security activities to identify opportunities for improved risk management approaches that address INL mission needs and limit cost growth; and developing pilot strategies for increased risk-based cost reductions and evaluate technology improvements for implementation in FY 2011 and beyond that will reduce the impacts of protective force labor costs.

In FY 2011, the request provides for vulnerability assessments and performance reviews in support of site-specific security plan updates consistent with DOE requirements, implement DOE’s 2008 GSP Policy to ensure appropriate protective measures are taken commensurate with risk and consequence and implement pilot strategies for increased risk-based cost reductions and technology improvements that will reduce the impacts of protective force labor costs and assess benefits and impacts against Departmental requirements.

▪ **Cyber Security** **12,605**      **13,332**      **8,517**

Includes maintaining the minimum security configuration of network computing devices to support classified and unclassified information on the INL. Computing infrastructure is properly protected from loss or compromise utilizing a performance-based, risk-informed application of Federal Desktop Core Configuration regulations and other requirements implementing National Institute of Science and Technology cyber security guidelines while enabling INL to continue to execute its mission. In FY 2011, the request maintains and operates the classified diskless enclave architecture and provides program management activities to plan, monitor and evaluate cyber security risks to INL computing systems.

**Total, Idaho Sitewide Safeguards and Security** **78,811**      **83,358**      **88,200**

**Explanation of Funding Changes**

FY 2011 vs. FY 2010 (\$000)
-----------------------------------

**Idaho Sitewide Safeguards and Security**

▪ **Protective Forces** +10,016

Other Defense Activities/



The increase from \$45,825,000 to \$55,841,000 reflects an increase of funds to maintain protective force levels for key INL facilities, a transfer of \$1,500,000 from the Office of Naval Reactors to provide protective force support for the NRF, and supports critical protective force training and equipment purchases. The increase also reflects escalation in salaries and benefits based on anticipated union contract negotiations, and labor rate increases allocated to all direct funded programs due to contractor pension commitments. Contract negotiations will focus on minimizing cost increases.

<ul style="list-style-type: none"> <li> <b>Security Systems</b> </li> </ul>	-116
<p>The decrease from \$10,255,000 to \$10,139,000 is attributed to the completion of FY 2010 security system upgrades.</p>	
<ul style="list-style-type: none"> <li> <b>Information Security</b> </li> </ul>	-362
<p>The decrease from \$1,736,000 to \$1,374,000 is attributed to lower levels of activity required in base programs.</p>	
<ul style="list-style-type: none"> <li> <b>Personnel Security</b> </li> </ul>	+1,950
<p>The increase from \$2,170,000 to \$4,120,000 supports: 1) clearance program costs of \$1,700,000 (\$1.5M was funded under the Idaho Facilities Management program in FY 2010), and 2) program escalation of \$250,000 to meet INL access requirements including badging, access control, foreign visit support, Human Reliability Program management, and clearance processing.</p>	
<ul style="list-style-type: none"> <li> <b>Materials Control &amp; Accountability</b> </li> </ul>	-652
<p>The decrease from \$4,837,000 to \$4,185,000 reflects a reduction in support needed for material tracking activities as a result of fewer required material movements.</p>	
<ul style="list-style-type: none"> <li> <b>Program Management</b> </li> </ul>	-1,179
<p>The decrease from \$5,203,000 to \$4,024,000 reflects a lower required level of annual performance assurance and vulnerability analysis activities. Compliance with DOE requirements will be maintained.</p>	
<ul style="list-style-type: none"> <li> <b>Cyber Security</b> </li> </ul>	-4,815
<p>The decrease from \$13,332,000 to \$8,517,000 is attributed to reductions in cyber security activities as a result of the Department implementing measured risk management and vulnerability management operations. Reductions in these operations will be on lower priority systems. All high-priority cyber-security activities are fully funded.</p>	
<b>Total Funding Change, Idaho Sitewide Safeguards and Security</b>	<b>+4,842</b>



**Mixed Oxide Fuel Fabrication Facility**  
**Funding Profile by Subprogram**

(dollars in thousands)

	FY 2009 Current Appropriation	FY 2009 Current Recovery Act Appropriation	FY 2010 Current Appropriation	FY 2011 Request
Mixed Oxide Fuel Fabrication Facility	487,008	0	0 <sup>a</sup>	0

Mixed Oxide Fuel Fabrication Facility

**Public Law Authorizations:**

P.L. 111-8, Omnibus Appropriation (2009)

**Mission**

The Mixed Oxide Fuel Fabrication Facility (MOX Facility) program will dispose of surplus weapon-grade plutonium by fabricating it into fuel for use in nuclear reactors. The disposal of the material will meet U.S. commitments made in the Plutonium Management and Disposition Agreement with Russia. The MOX Facility will be built at the Department’s Savannah River Site near Aiken, South Carolina.

In FY 2010 and beyond this project is funded within the National Nuclear Security Administration’s (NNSA) Defense Nuclear Nonproliferation appropriation.

**Annual Performance Results and Targets**

The MOX Facility program contributed to the Secretary’s Goal of *Security: Reduce Nuclear Dangers and Environmental Risks* and to the Fissile Materials Disposition GPRa Unit Program Goal. While the MOX Facility program funding was appropriated to Nuclear Energy, the NNSA managed the project, which contributed to these goals by converting surplus U.S. weapon-grade plutonium into fuel for commercial light-water reactors. After irradiation, the plutonium would no longer be directly usable.

**Means and Strategies**

The MOX Facility program used various means and strategies to achieve its GPRa Unit Program goal. However, various external factors may have impacted the ability to achieve these goals. The program also performed collaborative activities to help meet its goals.

The Department has implemented the following means:

- The MOX Facility maintained contracts with industry to construct, license, and operate the facility and contracts with a nuclear utility to use the fuel.
- NNSA followed the established principles and procedures of DOE O 413.3, “Program and Project Management for the Acquisition of Capital Assets” for MOX Facility activities.

---

<sup>a</sup> In FY 2010 and outyears, funding for the MOX Facility has been included within the National Nuclear Security Administration program.

The Department has implemented the following strategies:

- Partnered with the private sector, national laboratories, universities, and international partners to develop and deploy advanced nuclear technologies to increase the use of nuclear energy in the United States.
- Led the international community in pursuit of advanced nuclear technology that will benefit the United States with enhanced safety, improved economics, and reduced production of wastes.
- Irradiated the fuel fabricated from the U.S. weapon-grade plutonium after which it will not be readily useable in a nuclear weapon.

These strategies resulted in the efficient and effective management of NNSA programs - thus putting the taxpayer's dollars to more productive use.

The following factor could affect NNSA's ability to achieve its strategic goal:

- U.S. policy could change and therefore affect the ability of the MOX Facility to dispose of U.S. surplus weapon-grade plutonium or alter the mission of the program.

### **Validation and Verification**

To verify and validate program performance, NNSA conducts various internal and external reviews and audits. NNSA's programmatic activities are subject to continuing review by the Congress, GAO, the Department's IG, the National Security Council, the Defense Nuclear Facilities Safety Board, the Department's Office of Engineering and Construction Management, and the Department's Office of Independent Oversight and Performance Assurance. Each year numerous external independent reviews are conducted of selected projects. Additionally, NNSA Headquarters senior management and field managers conduct frequent, in-depth reviews of cost, schedule, and scope to ensure projects are on-track and within budget.

In addition, the GAO, IG, National Security Council, Foster Panel, Defense Nuclear Facility Safety Board, and Secretary of Energy Advisory Board provide independent reviews of NNSA programs.

## Mixed Oxide Fuel Fabrication Facility

### Funding Schedule by Activity

(dollars in thousands)

	FY 2009	FY 2010	FY 2011
Mixed Oxide Fuel Fabrication Facility			
Operations and Maintenance	19,200	0	0
Construction and Other Project Costs	467,808	0	0
<b>Total, Mixed Oxide Fuel Fabrication Facility</b>	<b>487,008</b>	<b>0</b>	<b>0</b>

### Detailed Justification

(dollars in thousands)

	FY 2009	FY 2010	FY 2011
<b>Operations and Maintenance</b>	<b>19,200</b>	<b>0</b>	<b>0</b>
▪ <b>MOX Irradiation, Feedstock, and Transportation</b>	<b>17,550</b>	<b>0</b>	<b>0</b>
MOX Irradiation, Feedstock, and Transportation support activities that are related to the MOX program but are not part of the line item project.			
In FY 2009, the Department:			
▪ Continued to manage fuel assembly transportation and packaging activities.			
▪ Continued efforts to secure commercial nuclear reactors that will irradiate MOX fuel.			
▪ Issued a contract to procure depleted uranium blend stock for use in MOX fuel fabrication.			
▪ Conducted post-irradiation examinations of five lead assembly fuel rods at Oak Ridge National Laboratory.			
▪ Continued support activities associated with feed material characterization to support hot start-up and early operations of the MOX Facility.			
<b>MOX Operations</b>	<b>1,650</b>	<b>0</b>	<b>0</b>
In FY 2009, MOX operations supported preparation of a proposal for hot start-up activities and negotiations of the contract modification for hot start-up activities for the MOX Facility.			
<b>Construction</b>	<b>467,808</b>	<b>0</b>	<b>0</b>
▪ <b>99-D-143, Mixed Oxide Fuel Fabrication Facility (MOX Facility)</b>	<b>467,808</b>	<b>0</b>	<b>0</b>
The MOX Facility provided the United States with the capability to dispose of surplus weapon-grade plutonium by fabricating it into MOX fuel elements suitable for use in commercial nuclear reactors.			
<b>Total, Mixed Oxide Fuel Fabrication Facility</b>	<b>487,008</b>	<b>0</b>	<b>0</b>

Other Defense Activities/

Mixed Oxide Fuel Fabrication Facility

FY 2011 Congressional Budget

**Capital Operating Expenses and Construction Summary  
Construction Projects<sup>a</sup>**

(dollars in thousands)

	Total Estimated Cost (TEC)	Prior-Year Appropriations	FY 2009	FY 2010	FY 2011	Unappropriated Balance
99-D-143, Mixed Oxide Fuel Fabrication Facility, Savannah River Site	3,975,828	1,546,781	467,808	0	0	
Total, Construction Project			467,808	0	0	

---

<sup>a</sup> In FY 2010 and outyears, funding for the MOX Facility has been included within the National Nuclear Security Administration program.

## Defense Related Administrative Support

### Funding Schedule by Activity

(dollars in thousands)

	FY 2009	FY 2010	FY 2011
Defense Related Administrative Support	108,190	122,982	118,836

#### Description

From FY 1999 through 2010, funding has been provided within the Other Defense Activities appropriation to offset funding within the Departmental Administration appropriation. This offset addresses the significant amount of administrative support activities performed within the Departmental Administration appropriation that are of direct benefit to the Department's defense-related programs.

Per direction provided in the FY 2004 Energy Water and Development conference report, the FY 2011 budget request reflects a proportional contribution from Other Defense Activities for Departmental Administration costs. This budget offsets Departmental Administration administrative work that supports the following appropriations: Defense Environmental Cleanup, Defense Nuclear Waste Disposal, and Other Defense Activities. These functions do not duplicate services provided within the Office of the Administrator for the National Nuclear Security Administrative Program.

#### Benefits

The services provided by the offices within Departmental Administration are performed without distinction between defense and non-defense related activities and benefit all headquarters organizations proportionally. These activities include processing personnel actions, building maintenance and operation, payroll and general accounting services, budgeting and funds execution, procurement, project management, information management, legal services, life-cycle asset management, workforce diversity, minority economic impact, policy, international affairs, Congressional and intergovernmental liaison, public affairs, and management of the Working Capital Fund.

## Detailed Justification

(dollars in thousands)

	FY 2009	FY 2010	FY 2011
<b>Defense Related Administrative Support</b>	<b>108,190</b>	<b>122,982</b>	<b>118,836</b>

The funding request offsets the following expenses within the Departmental Administration Appropriation Account:

- Salaries and benefits include wages, overtime pay, cash incentive awards, lump sum leave payments and other performance awards for about 300 FTEs in areas such as human resources, budget, financial accounting, logistics, national and international energy policy analysis, environmental policy, project management, information management, legal, contract management, property management, congressional and intergovernmental liaison and public and media outreach.
  
- Support Services finances technical and management support services. The areas of support include information technology support, project control and performance, facilities and infrastructure, strategic planning, independent financial auditing, automated data processing, project management evaluations, delivery of training, operation of the Headquarters technical and law libraries, database maintenance, financial system operations and minimal technical financial support.
  
- Program Support funding includes a proportionate share of the I-MANAGE system to design and implement new, integrated and user-friendly financial management systems for the Department. These systems will help the Department fulfill its fiduciary responsibilities and meet both internal management and external reporting requirements.
  
- Program support also supports the Department’s cyber security program which provides consistent principles and requirements for Cyber Security that Departmental organizations can implement for the protection of classified and unclassified information, as required by National laws and policies.

### Explanation of Funding Changes

FY 2011 vs. FY 2010 (\$000)
-----------------------------------

**Defense Related Administrative Support**

The FY 2004 Energy Water and Development Conference report directed the Department to submit budget requests beginning with fiscal year 2005 that reflected a proportional contribution from Other Defense Activities for Departmental Administration costs. The FY 2011 funding represents 33% of the Departmental Administration appropriation administrative costs.

**Total Funding Change, Defense Related Administrative Support**

-4,146
-4,146



## Acquisition Workforce Improvement

### Funding Schedule by Activity

(dollars in thousands)

	FY 2009	FY 2010	FY 2011
Acquisition Workforce Improvement	0	0	11,892

#### Description

The Administration is committed to improving government contracting and efforts to strengthen our acquisition systems. The FY 2011 budget request reflects this commitment by increasing the capacity and capability of the Department's acquisition workforce. Specifically, the funding in FY 2011 will be utilized to increase the size and improve the training of our acquisition professionals.

#### Benefits

The additional resources will allow the Department to supplement and not supplant existing acquisition workforce activities. These resources will be available for training, recruitment, retention and hiring additional members of the acquisition workforce. These resources will improve the Department's ability to strengthen our acquisition workforce and contracting in FY 2011 and in future years.

**Detailed Justification**

(dollars in thousands)

FY 2009	FY 2010	FY 2011
---------	---------	---------

<b>Acquisition Workforce Improvement</b>	<b>0</b>	<b>0</b>	<b>11,892</b>
--	----------	----------	---------------

- The funding request provides resources to increase and strengthen the acquisition workforce within the Department.

**Explanation of Funding Changes**

FY 2011 vs. FY 2010 (\$000)
-----------------------------------

**Acquisition Workforce Improvement**

The increase allows the Department to hire up to 97 additional FTEs to the acquisition workforce as well as provide additional training to the current workforce.

**Total Funding Change, Defense Related Administrative Support**

<b>+11,892</b>
<b>+11,892</b>

**Other Defense Activities  
Office of Hearings and Appeals**

**Overview**

**Appropriation Summary by Program**

(dollars in thousands)

FY 2009 Current Appropriation	FY 2009 Current Recovery Act Appropriation	FY 2010 Current Appropriation	FY 2011 Request
-------------------------------------	---	-------------------------------------	--------------------

Other Defense Activities

Hearings and Appeals

6,603

0

6,444

6,444

Total, Other Defense Activities

6,603

0

6,444

6,444

**Preface**

The Office of Hearings and Appeals (OHA) provides adjudicatory services for DOE’s programs so that disputes may be decided at the agency level in a fair, impartial and efficient manner. OHA supports all DOE themes and goals, including management excellence.

Within the Other Defense Activities Appropriation, OHA operates with two staffs. They are the Personnel Security and Appeals Division, and the Employee Protections and Exceptions Division.

**Mission**

OHA’s mission is to conduct hearings and to issue decisions of the Department with respect to any adjudicative proceeding that the Secretary may delegate. OHA’s jurisdiction includes security clearance hearings, hearings on whistleblower complaints filed by DOE contractor employees, appeals requesting review of any determination reached by any other official within the Department under OHA’s jurisdiction, including block grant appeals, and requests for exceptions from DOE regulations, including the oil industry reporting and appliance efficiency regulations.

**Benefits**

OHA offers a fair, timely, impartial, and customer-friendly process in which firms and individuals may seek review of agency actions. In personnel security cases, OHA issues timely, high quality and informed decisions to ensure that only trustworthy personnel receive security clearances. OHA’s adjudication of contractor employee whistleblower cases promotes DOE’s policy of encouraging employees to raise safety and other concerns without fear of reprisal. In appeals, OHA reviews a variety of determinations reached by other DOE officials under the Secretary’s jurisdiction. Finally, in exceptions cases, OHA provides an important, regulatory relief valve where the application of a rule or regulation, such as an appliance efficiency regulation, poses a serious hardship, inequity or unfair distribution of burdens.

**Performance**

OHA will continue to support the Secretary's goals of innovation (leading the world in science, technology, and engineering), energy (building a competitive, low-carbon economy and secure America's energy future), and security (reducing nuclear dangers and environmental risks). Through its adjudication of security clearances and whistleblower complaints, OHA supports the safe and sound management of DOE programs, thus furthering all of the Secretary's goals. OHA's adjudications with respect to the appliance efficiency regulations and block grant appeals specifically support the goal of building a competitive, low-carbon economy. OHA's adjudications of security clearances and whistleblower complaints specifically support the goal of reducing nuclear dangers and environmental risks.

**Annual Performance Results and Targets**

OHA's performance measures align with the Secretary's Goals by requiring improved performance and efficiency in security clearance and whistleblower cases, which contribute to the safe, secure, and sound management of DOE operations.

## Annual Performance Targets and Results

**Secretarial Goal:** All (particularly Energy and Security)

**GPRA Unit Program Goal:** N/A

FY 2006	FY 2007	FY 2008	FY 2009	FY 2010	FY 2011				
2006: No more than 20 percent of Freedom of Information Act Appeal cases will be decided after the applicable deadline. 2007 to 2008: Improve the timeliness of security cases by reducing the number of cases over 180 days old. 2009 to 2011: Improve the timeliness of security cases by reducing the number of cases over 135 days old.									
T: 20% or less A: 6%	T: 27 or fewer A: 7	T: 18 or fewer A: 1	T: 12 or fewer A: 5	T: 9 or fewer A: 9	T: 6 or fewer A:				
2007: <u>Improve the efficiency in whistleblower investigations by reducing processing time so that no more than 2 cases are over 180 days old.</u> 2008: <u>Improve the efficiency in whistleblower investigations by reducing processing time so that no more than 2 cases are over 170 days old.</u> 2009: <u>Improve the efficiency in whistleblower investigations by reducing processing time so that no more than 1 case is over 120 days old.</u> 2010: <u>Improve the efficiency in whistleblower investigations by reducing processing time so that no more than 1 case is over 90 days old.</u> 2011: <u>Improve the efficiency in whistleblower investigations by reducing processing time so that no more than 1 case is over 60 days old.</u>									
T: N/a A:	T: 2 or fewer A: 0	T: 2 or fewer A: 0	T: 1 or fewer A: 0	T: 1 or fewer A: 0	T: 1 or fewer A:				

### **Means and Strategies**

OHA will use various means and strategies to achieve its goals.

The OHA will continue to implement the following means:

- The OHA will identify opportunities for efficiencies associated with the increased use of technology, including the electronic filing and maintenance of records.

The OHA will continue to implement the following strategies:

- Individuals drawn from a cross-section of OHA will contribute to these efforts.

This strategy will result in improved efficiencies in case processing, greater accountability, and the ability to continue operations in case of disruption in physical access to offices.

### **Validation and Verification**

To validate and verify performance, OHA maintains a case management tracking system that includes statistics on case processing and permits the tracking and trending of that data. OHA regularly reviews that data to ensure that performance targets will be met.

## Program Direction

### Mission

Program Direction provides the Federal staffing resources and associated costs required to provide overall direction and execution of Office of Hearings and Appeals mission. OHA’s mission is to conduct hearings and to issue decisions of the Department with respect to any adjudicative proceeding that the Secretary may delegate. OHA’s jurisdiction includes security clearance hearings, hearings on whistleblower complaints filed by DOE contractor employees, appeals requesting review of any determination reached by any other official within the Department under OHA’s jurisdiction, including block grant appeals, and requests for exceptions from DOE regulations, including the oil industry reporting and appliance efficiency regulations.

### Funding Profile by Category<sup>a</sup>

	(dollars in thousands)		
	FY 2009	FY 2010	FY2011
Headquarters			
Salaries and Benefits	4,663	4,598	4,993
Travel	107	135	135
Support Services	465	395	0
Other Related Expenses	1,368	1,316	1,316
Total, Headquarters	6,603	6,444	6,444
Full Time Equivalents	32	34	36

<sup>a</sup> Includes funding for 9 FTEs to perform the law enforcement functions of Office of Civil Rights.

### Detailed Justification

(dollars in thousands)		
FY 2009	FY 2010	FY 2011

<b>Salaries and Benefits</b>	<b>4,663</b>	<b>4,598</b>	<b>4,993</b>
------------------------------	--------------	--------------	--------------

Funding salaries, benefits, cash incentive awards, lump-sum leave payments, Senior Executive Service and other performance awards for 36 FTEs.

- OHA adjudicates personnel security clearance cases.
- OHA adjudicates whistleblower cases involving DOE contractor employees.
- OHA reviews determinations reached by other DOE officials under the Secretary’s jurisdiction.
- OHA provides an important, regulatory relief valve for EIA reporting requirements and appliance efficiency regulations.

<b>Travel</b>	<b>107</b>	<b>135</b>	<b>135</b>
---------------	------------	------------	------------

The FY 2011 estimate provides funding for official travel to DOE sites, primarily for hearings.

(dollars in thousands)

	FY 2009	FY 2010	FY 2011
<b>Support Services</b>	<b>465</b>	<b>395</b>	<b>0</b>
▪ Contractor IT employee support for case information management system	90	95	0
▪ Publication of laws, regulations, and decisions	35	0	0
▪ A-76 contractor support for investigations and document management	340	300	0
<b>Other Related Expenses</b>	<b>1,368</b>	<b>1,316</b>	<b>1,316</b>
This category includes funding for the following administrative support:			
▪ Working Capital Fund (rent, utilities, telephone, supplies, postage, building operations, photocopies, telecommunications, printing (e.g., federal register notices))	1,186	1,104	1,114
▪ DOE Common Operating Environment	145	160	183
▪ Training	23	38	5
▪ E-Government Initiatives	2	2	2
▪ Other Related Expenses	12	12	12
<b>Total, Program Direction</b>	<b>6,603</b>	<b>6,444</b>	<b>6,444</b>



## Explanation of Funding Changes

FY 2011 vs. FY 2010 (\$000)
-----------------------------------

### Salaries and Benefits

Increase in salaries and benefits supports (i) general pay increases, promotions, and within-grade increases for existing FTEs and (ii) increase in FTEs to provide appeal processes for various new programs and initiatives. +395

### Support Services

Decrease results from elimination of support service contracts. -395

### Total Funding Change, Program Direction

---

**0**

### Support Services by Category

(dollars in thousands)

	FY 2009	FY 2010	FY 2011
Technical Support			
Computer Contract Support	90	95	0
Federal Energy Guidelines	35	0	0
Total, Technical Support	125	95	0
Management Support	340	300	0
Total, Support Services	465	395	0

### Other Related Expenses by Category

(dollars in thousands)

	FY 2009	FY 2010	FY 2011
Other Related Expenses			
Other Services	37	52	19
Purchases from Gov. Accounts	145	160	183
Working Capital Fund	1,186	1,104	1,114
Total, Other Related Expenses	1,368	1,316	1,316



# **Departmental Administration**

# **Departmental Administration**

## Table of Contents

	Page
Appropriation Language .....	121
Overview.....	123
Office of the Secretary .....	131
Office of Chief Financial Officer.....	135
Chief Information Officer .....	139
Congressional and Intergovernmental Affairs .....	169
Economic Impact and Diversity.....	175
General Counsel.....	183
Human Capital Officer.....	187
Office of Management .....	193
Policy and International Affairs.....	201
Public Affairs .....	215
Cost of Work for Others .....	219



## **Departmental Administration**

### **Proposed Appropriation Language**

For salaries and expenses of the Department of Energy necessary for departmental administration in carrying out the purposes of the Department of Energy Organization Act (42 U.S.C. 7101 et seq.), including the hire of passenger motor vehicles and official reception and representation expenses not to exceed \$30,000, [~~\$288,684,000~~] \$288,872,000 to remain available until expended, plus such additional amounts as necessary to cover increases in the estimated amount of cost of work for others notwithstanding the provisions of the Anti-Deficiency Act (31 U.S.C. 1511 et seq.): *Provided*, That such increases in cost of work are offset by revenue increases of the same or greater amount, to remain available until expended: *Provided further*, That moneys received by the Department for miscellaneous revenues estimated to total \$119,740,000 in fiscal year [2010] 2011 may be retained and used for operating expenses within this account, and may remain available until expended, as authorized by section 201 of Public Law 95-238, notwithstanding the provisions of 31 U.S.C. 3302: *Provided further*, That the sum herein appropriated shall be reduced by the amount of miscellaneous revenues received during [2010] 2011, and any related appropriated receipt account balances remaining from prior years' miscellaneous revenues, so as to result in a final fiscal year [2010] 2011 appropriation from the general fund estimated at not more than [~~\$168,944,000~~] \$169,132,000. (*Energy and Water Development and Related Agencies Appropriations Act, 2010.*)

### **Explanation of Change**

Changes are proposed to reflect the FY 2011 funding.





## Departmental Administration

### Overview Appropriation Summary by Program

	(dollars in thousands)			
	FY 2009 Current Appropriation	FY 2009 Current Recovery Act Appropriation	FY 2010 Current Appropriation	FY 2011 Request
Departmental Administration				
Office of the Secretary				
Program Direction	5,700	4,800	5,864	5,864
Office of Management Reform	0	0	0	2,000
Total, Office of the Secretary	5,700	4,800	5,864	7,864
Chief Financial Officer	43,257	15,000	62,981	62,731
Chief Information Officer	115,500	5,700	103,063	102,163
Congressional Affairs				
Program Direction	4,700	0	4,826	4,826
Office of Indian Energy Policy and Programs	1,500	0	5,500	1,500
Total, Congressional Affairs	6,200	0	10,326	6,326
Economic Impact and Diversity	4,400	500	6,671	6,337
General Counsel	31,233	3,200	32,478	36,654
Office of Human Capital Management	31,436	2,800	29,537	27,560
Office of Management	67,790	10,000	78,456	74,783
Policy and International Affairs	23,000	0	30,253	30,253
Public Affairs	3,780	0	4,500	4,500
Subtotal, Departmental Administration	332,296	42,000	364,129	359,171
Cost of Work				
Cost of Work for Others	48,537	0	47,537	48,537
Revenues	-117,317	0	-119,740	-119,740
Total, Cost of Work	-68,780	0	-72,203	-71,203
Defense Related Administrative Support	-108,190	0	-122,982	-118,836
Total, Departmental Administration	155,326	42,000	168,944	169,132

### Mission

The Departmental Administration (DA) appropriation funds nine DOE-wide management organizations under Administrative Operations. These organizations support headquarters operations in human resources, administration, accounting, budgeting, program analysis, project management, information management, legal services, life-cycle asset management, workforce diversity, minority economic impact, policy, international affairs, congressional and intergovernmental liaison, and public affairs. Funding for the Office of the Secretary is provided separately from the other administrative functions within the DA appropriation. The DA appropriation also budgets for Cost of Work for Others and receives miscellaneous revenues from other sources.

The Departmental Administration offices provide essential services to its mission programs, as well as serve the Secretary of Energy and protect taxpayer interests. These services include providing the

Department with strategic direction, coordination, and oversight of Management Reform Initiatives; coordinate DOE efforts to enhance management of human capital, improve financial performance, expanded Electronic Government, Budget and Performance Improvement Initiative, and Federal Real Property Asset Management; perform strategic planning and implementing management reforms tied to Government Performance and Results Act; provide high level consistent, risk management-based policies and implementation guidance for the protection of cyber assets; providing consistent core training requirements for cyber security professionals, system administrators, senior management and general users; provide Departmental capabilities for cyber incident response, core cyber security architecture, cyber intrusion detection and reporting, and Public Key Infrastructure (PKI) architecture; facilitate communication between the Department and Congress, the Executive Office, state and local Governments and the public; perform financial and accounting functions including producing audited financial statements; maintain DOE-wide policies, procedures, programs, and management systems pertaining to acquisition, financial assistance, personal property management, and contractor resource management; provide operational procurement services to Headquarters elements, managing the Department's Commercial Services Activities Management program, and serving as the Department's Federal Activities Inventory Reform (FAIR) Act program managers; reform processes for project management and acquisition of large facilities to ensure compatibility with mission needs and better adherence to project schedules, budgets and performance requirements; ensure that facilities and infrastructure are being managed adequately; fulfill the Department's budget mission in terms of timely formulation and oversight of program execution (overhead and uncosted balances); protect the Department's Intellectual Property associated with patents, invention disclosures, and waiver requests; work with governors and their staffs, local elected/appointed officials, and Tribal officials to provide information on DOE activities and decisions, and to elicit and incorporate their concerns and interests into DOE decision processes; provide timely notifications to Members of Congress, Governors, and Tribal officials on DOE matters of specific interest or impact and providing timely and full response to their inquiries, requests for information, and constituents' concerns; make effective use of commercial applications and solutions for DOE's enterprise-wide IT infrastructure, link IT investments to DOE strategic goals and the needs of business operations; improve enterprise-wide data sharing; ensure the success of the Working Capital Fund by supplying products and services throughout the Department; promote diversity within the entire Department and throughout the program areas affected by our decisions (including economic impact); provide effective and timely legal services, counsel, and support to Departmental elements; represent the Department before Federal, State, and other Governmental Agencies and Courts; process procurement and personnel actions.

## **Benefits**

Improved DOE facilities management will be realized as the Department continues to convert to performance-based service contracts using approved federal practices and standards. DOE project management will meet established goals as project managers and complete a rigorous certification program to make its managers accountable for achieving project and contract cost, schedule, and performance goals. Cost savings will be realized and interface with citizenry enhanced as information technology resources are used to standardize IT platforms across the Department and E-Government initiatives are implemented. Small business will continue to be supported as more DOE contracts are awarded to small and economically disadvantaged businesses. Citizens will benefit as the Department continues to coordinate and implement key aspects of the President's National Energy Policy.

## **Defense Related Administrative Support**

From FY 1999 through FY 2010, funding has been provided within the Other Defense Activities appropriation to offset funding within the Departmental Administration appropriation. Per direction provided in the FY 2004 Energy Water and Development conference report, the FY 2010 budget request reflects a proportional contribution from Other Defense Activities for Departmental Administration costs. This budget offsets Departmental Administration administrative work that supports the following appropriations: Defense Site Acceleration Completion, Defense Environmental Services, Defense Nuclear Waste Disposal, and Other Defense Activities. These functions do not duplicate services provided within the Office of the Administrator for the National Nuclear Security Administrative program.

## Departmental Administration

### Funding by Site by Program

(dollars in thousands)

	FY 2009	FY 2010	FY 2011
Idaho Operations Office			
Cost of Work for Others	1,000	1,000	1,000
NNSA Service Center			
Chief Information Officer	7,200	0	0
Cost of Work for Others	7,150	7,150	7,150
Total, NNSA Service Center	14,350	7,150	7,150
Oak Ridge Operations Office			
Chief Information Officer	0	0	0
Cost of Work for Others	10,005	10,005	10,005
Total, Oak Ridge Operations Office	10,005	10,005	10,005
Washington Headquarters			
Office of the Secretary	5,700	5,864	5,864
Office of Management Reform	0	0	2,000
Chief Financial Officer	43,257	62,981	62,481
Chief Information Officer	106,200	100,963	100,063
Congressional and Intergovernmental	4,700	4,826	4,826
Office of Indian Energy Policy and Programs	1,500	5,500	1,500
Economic Impact and Diversity	4,400	6,671	6,337
General Counsel	31,233	32,478	36,654
Human Capital Management	31,436	29,537	27,560
Management	67,790	78,456	75,033
Policy and International Affairs	23,000	30,253	30,253
Public Affairs	3,780	4,500	4,500
Total, Washington Headquarters	322,996	362,029	357,071
Savannah River Operations Office			
Cost of Work for Others	22,570	21,570	22,570
Chicago Operations Office			
Cost of Work for Others	6,762	6,762	6,762
Richland Operations Office			
Chief Information Officer	2,100	2,100	2,100
Cost of Work for Others	550	550	550
Total, Richland Operations Office	2,650	2,650	2,650
National Energy Technology Lab			
Cost of Work for Others	300	300	300
Total, National Energy Technology Lab	300	300	300
National Renewable Energy Lab			
Cost of Work for Others	200	200	200
Total, National Renewable Energy Lab	200	200	200
Subtotal, Departmental Administration	380,833	411,666	407,708
Associated Revenues	-117,317	-119,740	-119,740
Transfer from Other Defense Activities	-108,190	-122,982	-118,836
Total, Departmental Administration	155,326	168,944	169,132

## **Departmental Administration Site Description**

### **Chicago Operations Office**

#### **Cost of Work for Others**

Funding finances the cost of products and services requested by non-DOE users, both foreign and domestic. The products and services provided under this program are 1) are a revenue program which results from a budgeted mission of the Department; or, 2) are reimbursable work for non-federal entities (state and local governments, universities, etc.) where the sponsor is precluded by law from providing advance funding.

### **Idaho Operations Office**

#### **Cost of Work for Others**

Funding finances the cost of products and services requested by non-DOE users, both foreign and domestic. The products and services provided under this program are 1) are a revenue program which results from a budgeted mission of the Department; or, 2) are reimbursable work for non-federal entities (state and local governments, universities, etc.) where the sponsor is precluded by law from providing advance funding.

### **National Energy Technology Laboratory**

#### **Cost of Work for Others**

Funding finances the cost of products and services requested by non-DOE users, both foreign and domestic. The products and services provided under this program are 1) are a revenue program which results from a budgeted mission of the Department; or, 2) are reimbursable work for non-federal entities (state and local governments, universities, etc.) where the sponsor is precluded by law from providing advance funding.

### **NNSA Service Center**

#### **Chief Information Officer**

Cyber Security Engineering and Assessments and Computer Incident Advisory Capability: The Department's Computer Incident Advisory Capability fulfills the statutory responsibility that all agencies maintain an incident response capability to respond to and report cyber security incidents, mitigate risks before substantial damage occurs, promote timely sharing of information on common vulnerabilities and risks, and issue warnings of new vulnerabilities and the availability of corrective patches. Specifically, the Computer Incident Advisory Capability reports and advises on incidents of unauthorized access, malicious code, denial of service and reconnaissance scans and coordinates and shares data with other Federal agencies as required by law and Office of Management and Budget policy.

The Computer Incident Advisory Capability also provides support for criminal investigations, distributes Alerts and Advisories as warranted and on behalf of the Office of the Chief Information Officer surveys sites and facilities to respond to Department of Homeland Security/United States Computer Emergency Readiness Team and White House/Office of Management and Budget requests. Additionally, the Computer Incident Advisory Capability provides the infrastructure for the Computer Protection Program analysis center, which provides proactive identification of potential network threats to the Department of Energy systems.

### **Cost of Work for Others**

Funding finances the cost of products and services requested by non-DOE users, both foreign and domestic. The products and services provided under this program are 1) a revenue program which results from a budgeted mission of the Department; or, 2) reimbursable work for non-federal entities (state and local governments, universities, etc.) where the sponsor is precluded by law from providing advance funding.

### **Richland Operations Office**

#### **Chief Information Officer**

The Computer Protection Program is a joint program funded by the Office of the Chief Information Officer and the Office of Intelligence. It provides the Department of Energy with an enhanced perspective of security events across the Department of Energy in near real-time with sensor development and deployment. This program provides a supportive function to the Computer Incident Advisory Capability and the intelligence community.

### **Cost of Work for Others**

Funding finances the cost of products and services requested by non-DOE users, both foreign and domestic. The products and services provided under this program are 1) a revenue program which results from a budgeted mission of the Department; or, 2) reimbursable work for non-federal entities (state and local governments, universities, etc.) where the sponsor is precluded by law from providing advance funding.

### **Savannah River Operations Office**

#### **Cost of Work for Others**

Funding finances the cost of products and services requested by non-DOE users, both foreign and domestic. The products and services provided under this program are 1) a revenue program which results from a budgeted mission of the Department; or, 2) reimbursable work for non-federal entities (state and local governments, universities, etc.) where the sponsor is precluded by law from providing advance funding.

### **Oak Ridge Operations Office**

#### **Chief Information Officer**

The Oak Ridge training initiative will no longer be funded through the Office of the Chief Information Officer's budget as was previously done in FY 2007 and FY 2008.

### **Cost of Work for Others**

Funding finances the cost of products and services requested by non-DOE users, both foreign and domestic. The products and services provided under this program are 1) a revenue program which results from a budgeted mission of the Department; or, 2) reimbursable work for non-federal entities (state and local governments, universities, etc.) where the sponsor is precluded by law from providing advance funding.

### **Washington Headquarters**

Funding provides for salaries, benefits, travel, training, support services and overhead expenses for the full time equivalent employees funded within the Departmental Administration appropriation.

**Performance Measures**

The Departmental Administration (DA) offices enable the Department to carry out its mission by providing sound department-wide management. In support of the Department's strategic theme "Management Excellence," the DA offices are developing key initiatives designed to assist DOE senior leadership in achieving the Department's strategic goals. These initiatives include improving the effectiveness and efficiency of recruiting and retaining talented and qualified federal employees; the cost-effective upgrading, renovation, and replacement of outdated facilities; and the continual improvement of financial system and processes throughout the Department through the integration of business management processes throughout DOE. The DA offices also support these initiatives by managing information technology, providing management with sound legal advice, developing and implementing consistent department-wide program policy and procedures, maintaining the health and safety of our employees and facilities, and providing sound accurate information to the President, Congress and the public.





**Office of the Secretary**  
**Program Direction**  
**Funding Profile by Category**

(dollars in thousands/whole FTEs)

	FY 2009	FY 2010	FY 2011
Headquarters			
Salaries and Benefits	5,165	5,329	5,329
Travel	529	529	529
Other Related Expenses	6	6	6
Management Reform	0	0	2,000
Total, Headquarters	5,700	5,864	7,864
Full Time Equivalents	34	34	34

**Mission**

The Office of the Secretary provides leadership and policy direction to the Department of Energy in fulfilling its mission to advance the national economic and energy security of the United States; to promote scientific and technological leadership and innovation in support of that mission; and to ensure the environmental cleanup of the national nuclear weapons complex.

These efforts will be accomplished through:

- **Science and Discovery:** Investing in science to achieve transformational discoveries by focusing on transformational science; developing science and engineering talent by attracting and retaining the most talented researchers and training the next generation of scientists and engineers; and collaborating universally to partner globally, support the developing world and build research networks across departments, government, the nation and the globe.
- **Clean Energy:** Developing and deploying clean, abundant, domestic energy by making breakthroughs in developing clean, safe, low-carbon energy supplies; developing digital network control, transmission, distribution and storage breakthroughs; and driving change in the achievement of significant energy efficiency in the home, at work and on the road.
- **Economic Prosperity:** Creating millions of green jobs and increasing competitiveness by reducing energy demand; deploying mature, low-carbon clean energy technologies; building an efficient and smart network; enabling responsible domestic production of oil and natural gas; and creating and educating a green workforce.
- **National Security and Legacy:** Maintaining nuclear deterrent and preventing proliferation by strengthening non-proliferation activity; ensuring a safe, secure and reliable U. S. nuclear weapons stockpile without testing; and completing the environmental legacy clean-up.

- Climate Change: Positioning the United States to lead on climate change through movement into leadership positions in global climate change negotiations and solutions; deployment of technology solutions globally; and the advancement of climate science understanding.
- Managing the Department's human, financial, facilities, infrastructure and technical resources; demonstrating significant progress in resolving DOE's management challenges; and resolving all management recommendations from DOE's Inspector General and the Government Accountability Office.

Within the Office of the Secretary, the Under Secretary of Energy supports the Secretary by overseeing seven major program offices:

- Office of Energy Efficiency and Renewable Energy (EERE)
- Office of Fossil Energy (FE)
- Office of Nuclear Energy (NE)
- Office of Electricity Delivery and Energy Reliability (OE)
- Office of Environment Management (EM)
- Office of Legacy Management (LM)
- Office of Radioactive Waste Management (RW)

The goal of the Office of the Under Secretary of Energy is to ensure coherent coordination among the research, development, demonstration and deployment (RDD&D) activities across these programs. The Under Secretary's office is integrating the planning and execution of each program office's mission-driven work and administrative processes such that the whole is greater than the sum of the parts. The Office of the Under Secretary of Energy is working with program offices to identify barriers to achieving technical targets and long-term deployment goals, and the programs offices are aligning their activities to address these barriers. The results of the planning process will inform decisions on the Department's RDD&D investments in FY 2012 and beyond. In addition, the Under Secretary of Energy is working to improve the way the Energy and Environment offices manage the RDD&D enterprise by examining how funding is allocated to various activities across the RDD&D spectrum, to whom (major recipient classes include industry, universities, national labs, and State and local governments), and how well the process is working for selecting qualified recipients through external peer review and achieving results. Sharing and standardizing best practices will lead to better quality of the RDD&D enterprise, as well as better and faster results.

Also within the Office of the Secretary, the Under Secretary for Science serves as the Secretary's science and technology advisor, monitors the Department of Energy's research and development programs, and advises the Secretary on any gaps or duplications in them. The Under Secretary supports the Secretary by providing advice on the management and the state of the national laboratories overseen by the Department. The Under Secretary also advises the Secretary on the Department's educational and training activities, coordinating and planning of research activities, financial assistance for research activities, and carries out additional duties assigned by the Secretary.

## Detailed Justification

(dollars in thousands)

	FY 2009	FY 2010	FY 2011
<b>Salaries and Benefits</b>	<b>5,165</b>	<b>5,329</b>	<b>5,329</b>
<p>Provides funding in FY 2011 for 34 full time equivalents in the Office of the Secretary, Deputy Secretary, Under Secretary, and the Under Secretary for Science to include salaries and wages, overtime pay, cash incentive awards, lump sum leave payments, and performance awards.</p>			
<b>Travel</b>	<b>529</b>	<b>529</b>	<b>529</b>
<p>Provides funding for the Secretary, Deputy Secretary, Under Secretary, Under Secretary for Science, and special assistants to travel both internationally and domestically in support of the Department's missions.</p>			
<b>Other Related Expenses</b>	<b>6</b>	<b>6</b>	<b>6</b>
<p>Provides funding for employee training and development.</p>			
<b>Management Reform</b>	<b>0</b>	<b>0</b>	<b>2,000</b>
<p>This is a new office established to provide the Department with strategic direction, coordination, and oversight of both external and internal transparency and operational performance improvement initiatives, including those directed by the Office of Management and Budget. This office will be responsible for identifying cost savings through management and operational efficiencies to reinvest in high-priority mission activities. In anticipation of savings arising from mission-support functions, this office has been funded through equal contributions from the Office of the Chief Financial Officer, the Office of the Chief Information Officer, the Office of the Human Capital Officer, and the Office of Management.</p>			
<b>Total, Program Direction</b>	<b>5,700</b>	<b>5,864</b>	<b>7,864</b>

### Explanation of Funding Changes

FY 2011 vs. FY 2010 (\$000)
-----------------------------------

**Management Reform**

Increase is due to the new Management Reform initiative.

+2,000

**Total Funding Change, Program Direction**

**+2,000**

### Other Related Expenses by Category

(dollars in thousands)

	FY 2009	FY 2010	FY 2011
Other Related Expenses			
Training	6	6	6
Total, Other Related Expenses	6	6	6

**Office of the Chief Financial Officer  
Funding Profile by Category**

**Program Direction**

(dollars in thousands/whole FTEs)

	FY 2009	FY 2010	FY2011
Headquarters			
Salaries and Benefits	30,369	33,837	34,673
Travel	369	450	450
Support Services	2,000	2,800	2,350
Other Related Expenses	10,519	25,894	25,258
Total, Headquarters	43,257	62,981	62,731
Full Time Equivalents	227	246	246

**Mission**

The Office of the Chief Financial Officer (CFO) assures the effective management and financial integrity of DOE programs, activities, and resources by developing, implementing, and monitoring Department-wide policies and systems in the areas of budget administration, program analysis and evaluation, finance and accounting, internal controls, corporate financial systems, cost analysis, and strategic planning.

**Detailed Justification**

(dollars in thousands)

	FY 2009	FY 2010	FY2011
<b>Salaries and Benefits</b>	<b>30,369</b>	<b>33,837</b>	<b>34,673</b>
Provides for the payment of salaries, benefits and other related expenses for 246 full time equivalent employees (FTEs).			
<b>Travel</b>	<b>369</b>	<b>450</b>	<b>450</b>
Supports the travel of CFO employees for review of programs, coordination with field activities, and training and development programs. Funding also supports travel by congressional committee staff members to support information gathering and oversight.			
<b>Support Services</b>	<b>2,000</b>	<b>2,800</b>	<b>2,350</b>
Finances advisory and assistance contractual services across the entire CFO organization. The areas of support include management and professional support services, actuarial studies, administrative support, project management support, portfolio analysis, corporate modeling, strategic planning and cost estimating.			

(dollars in thousands)

	FY 2009	FY 2010	FY2011
<b>Other Related Expenses</b>	<b>10,519</b>	<b>25,894</b>	<b>25,258</b>
▪ <b>DOE COE/EXCITE</b>	<b>1,020</b>	<b>1,058</b>	<b>1,058</b>
Finances DOE COE and related IT services for 246 full time federal employees.			
▪ <b>Working Capital Fund</b>	<b>5,499</b>	<b>5,636</b>	<b>5,700</b>
Finances services purchased from Working Capital Fund businesses including building occupancy, supplies, mail, printing, telephones, networking, payroll processing, and other administrative business lines.			
▪ <b>Other Services</b>	<b>4,000</b>	<b>3,200</b>	<b>2,700</b>
Other Related Expenses finances the acquisition of goods and services in support of the CFO's mission that are not classified as support services. This includes systems infrastructure and applications support; maintenance of equipment; information technology materials such as printers, memory upgrades, scanners, and fax machines; and staff training. Funding may also be used for personnel security investigations. The funding also finances training opportunities through the Financial Management Development Program (FMDP). Finances payments to other Federal agencies in support of E-Government initiatives, interagency councils and related services costs, Audit Clearing services and records management and storage services provided by National Archives Records Storage & Handling (NARA).			
▪ <b>iManage Development and Integration</b>	<b>0</b>	<b>16,000</b>	<b>15,800</b>
iManage provides for the continued development and integration of the Department's corporate business systems. Specifically, finance/accounting, budget formulation/execution, human capital, procurement, travel and payroll systems, services and processes. In addition, a major component of iManage is the iPortal and Data Warehouse that support data integration, reporting, and collaboration/communication. The iManage vision is "Connecting our People", "Simplifying our Work" and "Liberating our Data". FY 2011 iManage projects include completion of the Strategic Integrated Procurement Enterprise System (STRIPES) deployment, initial deployment of iBudget using the Budget Formulation and Execution Line of Business (BFEM solution), and continued enhancements to the data sources and capabilities of the iPortal and Data Warehouse.			
<b>Total, Program Direction</b>	<b>43,257</b>	<b>62,981</b>	<b>62,731</b>

## Explanation of Major Funding Changes

FY 2011 vs. FY 2010 (\$000)
--------------------------------------

### Salaries

Sustains CFO staffing level of 246 full time equivalent employees (FTEs), to support the Department's objectives. The increase supports cost of living as well as promotions and within-grade adjustments.

+836

### Support Services

Overall reduction in support services across the entire CFO organization.

-450

### Other Related Expenses

Overall reduction in systems infrastructure, applications support; maintenance of equipment; information technology materials such as printers, memory upgrades, scanners, and fax machines; and staff training (-\$500). iManage system development activities are reduced with the deployment of STRIPES (-\$200). The overall decrease is offset by a slight inflationary increase in the Working Capital Fund (+\$64).

-636

### Total Funding Change, Program Direction

---

**-250**

### Support Services by Category

(dollars in thousands)

	FY 2009	FY 2010	FY 2011
Support Services			
Advisory & Assistance Contractual Services	2,000	2,800	2,350
Total, Support Services	2,000	2,800	2,350

### Other Related Expenses by Category

(dollars in thousands)

	FY 2009	FY 2010	FY 2011
Other Related Expenses			
DOE COE/EXCITE	1,020	1,058	1,058
Working Capital Fund	5,499	5,636	5,700
Other Services	4,000	3,200	2,700
i Manage	0	16,000	15,800
Total, Other Related Expenses	10,519	25,894	25,258



**Chief Information Officer**  
**Funding Profile by Subprogram**

(dollars in thousands)

	FY 2009 Current Appropriation	FY 2009 Current Recovery Act Appropriation	FY 2010 Current Appropriation	FY 2011 Request
Chief Information Officer				
Cyber Security	34,512	0	33,365	35,872
Corporate Management Information Program	27,250	0	9,403	8,933
Energy Information Technology Services	0	0	22,149	21,120
Program Direction	53,738	5,700	38,146	36,238
<b>Total, Chief Information Officer</b>	<b>115,500</b>	<b>5,700</b>	<b>103,063</b>	<b>102,163</b>

**Public Law Authorizations:**

- Public Law 103-62: ‘Government Performance Results Act of 1993’
- Public Law 104-106: ‘Clinger-Cohen Act of 1996’
- Public Law 105-277: ‘Government Paperwork Elimination Act of 1998’
- Public Law 107-347: ‘The E-Government Act of 2002’
- Public Law 107-190: ‘Federal Information Security Management Act of 2002’
- Public Law 108-494: ‘Commercial Spectrum Enhancement Act of 2004’

**Mission**

The Office of the Chief Information Officer provides advice and assistance to the Secretary of Energy and other senior managers to ensure that information technology is acquired and information resources are managed in a manner that complies with statutory policies and procedures including the Paperwork Reduction Act and the Clinger-Cohen Act, and the priorities established by the Secretary. Additional functions include:

- Coordinate and articulate a shared vision and corporate perspective among the Department’s information activities and champion Departmental initiatives to effectively manage information and to provide for corporate systems that add value to the businesses of the Department.
- Establishing, implementing, and maintaining a comprehensive and effective cyber/computer security program to protect the Department’s classified and unclassified information and information technology assets. Provide information security protections commensurate with the risk and magnitude of the harm resulting from unauthorized access, use, disclosure, disruption, modification, or destruction of information collected or maintained by the Department, and information systems

used or operated by the Department or by a contractor or other organization on behalf of the Department.

- Provide required information on information technology to the public including posting Exhibit 300 Business Case Summaries for all major information technology investments at <http://cio.energy.gov/it-capital-planning.htm>. Promote effective Departmental operations by encouraging performance-based management and, where appropriate, facilitate the restructure of mission-related processes before making significant information technology investments to improve the performance and cost-effectiveness of the Department's information management activities.
- Defines and implements policies, procedures, and guidelines to ensure efficient, economical and effective information management planning and acquisition in support of the Department of Energy's mission and objectives.

### **Benefits**

Within the Departmental Administration Appropriation, the Office of the Chief Information Officer provides the following corporate guidance:

- Formulates and articulates a vision of the Department's information management activities aligned with the Department's strategic plan and mission.
- Assesses the Department's Program and Staff Offices capabilities, in the context of their strategic and tactical plans, to ensure their information and information technology requirements are aligned with their mission objectives and goals.
- Establishes standards and guidelines to maximize information and information system integration.
- Provides assistance and guidance in cyber/computer security to all Departmental elements.
- Coordinates planning for major information and information technology investments and assists in the development and application of programmatic performance measures for those investments.
- Advocates the creation, collection, and use of information as a corporate asset and serve as the key advocate for information technology capital planning.

### **Annual Performance Results and Targets**

The Chief Information Officer (CIO) at DOE has primary responsibility to ensure that IT is acquired and information resources are managed in a manner consistent with statutory, regulatory, and Departmental requirements and priorities. With this responsibility, the CIO provides information resources management advice and assistance to the Secretary of Energy and to other senior managers. The CIO also coordinates and articulates a shared vision and corporate perspective among the Department's information activities, which permits the CIO to champion Departmental initiatives that effectively manage information and provide for value-added corporate systems.

**Departmental Administration/  
Chief Information Officer/**

**FY 2011 Congressional Budget**

**Annual Performance Targets and Results**

**Secretarial Goal:** *Technology developments (both within and outside DOE)*

**GPRA Unit Program Goal:** Cyber Security (Departmental Administration)

FY PY-3	FY PY-2	FY PY-1	FY PY	FY CY	FY BY	FY BY+1	FY BY+2	FY BY+3	FY BY+4
FY 2006	FY 2007	FY 2008	FY 2009	FY 2010	FY 2011	FY 2012	FY 2013	FY 2014	FY 2015

**Performance Measure:** Develop and issue an enterprise-wide cyber security training and awareness plan.

T: n/a A: n/a	T: n/a A: n/a	T: n/a A: n/a	T: n/a A: n/a	T: n/a A: n/a	T: n/a A: n/a	T: n/a A: n/a	T: n/a A: n/a	T: n/a A: n/a	T: n/a A: n/a
------------------	------------------	------------------	------------------	------------------	------------------	------------------	------------------	------------------	------------------

**Performance Measure:** Develop and maintain an enterprise cyber security architecture framework with support for mission and business architectures that protects disparate Departmental information and data sources and enables information-sharing.

T: n/a A: n/a	T: n/a A: n/a	T: n/a A: n/a	T: n/a A: n/a	T: n/a A: n/a	T: n/a A: n/a	T: n/a A: n/a	T: n/a A: n/a	T: n/a A: n/a	T: n/a A: n/a
------------------	------------------	------------------	------------------	------------------	------------------	------------------	------------------	------------------	------------------

**Performance Measure:** : Develop, document, and issue an enterprise cyber security strategy to move toward an integrated, collaborative, secure, networked enterprise and address program deficiencies and cyber security challenges.

T: n/a A: n/a	T: n/a A: n/a	T: n/a A: n/a	T: n/a A: n/a	T: n/a A: n/a	T: n/a A: n/a	T: n/a A: n/a	T: n/a A: n/a	T: n/a A: n/a	T: n/a A: n/a
------------------	------------------	------------------	------------------	------------------	------------------	------------------	------------------	------------------	------------------

*FY 2011 Performance Measures are new this year. The CIO decided to realign the performance measure starting in FY 2010 in order to more clearly align our goals and on-going activities and initiatives.*

**Annual Performance Targets and Results**

**Secretarial Goal:** *Technology developments (both within and outside DOE)*

**GPRA Unit Program Goal:** Corporate Management Information Program (Departmental Administration)

FY PY-3	FY PY-2	FY PY-1	FY PY	FY CY	FY BY	FY BY+1	FY BY+2	FY BY+3	FY BY+4
FY 2006	FY 2007	FY 2008	FY 2009	FY 2010	FY 2011	FY 2012	FY 2013	FY 2014	FY 2015

**Performance Measure:** The EA supports business results and decisions through the Departmental IT management processes.

T: n/a A: n/a	T: n/a A: n/a	T: n/a A: n/a	T: n/a A: n/a	T: n/a A: n/a	T: n/a A: n/a	T: n/a A: n/a	T: n/a A: n/a	T: n/a A: n/a	T: n/a A: n/a
------------------	------------------	------------------	------------------	------------------	------------------	------------------	------------------	------------------	------------------

**Performance Measure:** Provide training, outreach, and awareness opportunities to the DOE community in the areas of enterprise architecture, IT capital planning, E-Government, records management, and Spectrum management.

T: n/a A: n/a	T: n/a A: n/a	T: n/a A: n/a	T: n/a A: n/a	T: n/a A: n/a	T: n/a A: n/a	T: n/a A: n/a	T: n/a A: n/a	T: n/a A: n/a	T: n/a A: n/a
------------------	------------------	------------------	------------------	------------------	------------------	------------------	------------------	------------------	------------------

*FY 2011 Performance Measures are new this year. The CIO decided to realign the performance measure starting in FY 2010 in order to more clearly align our goals and on-going activities and initiatives.*

**Annual Performance Targets and Results**

**Secretarial Goal:** *Technology developments (both within and outside DOE)*

**GPRA Unit Program Goal:** Energy Information Technology Services (Departmental Administration)

FY PY-3	FY PY-2	FY PY-1	FY PY	FY CY	FY BY	FY BY+1	FY BY+2	FY BY+3	FY BY+4
FY 2006	FY 2007	FY 2008	FY 2009	FY 2010	FY 2011	FY 2012	FY 2013	FY 2014	FY 2015

**Performance Measure:** Develop a standardized, simplified IT infrastructure which can then be consolidated to reduce number of components required to operate, centralize to reduce number of sites and facilitate strengthened cyber security.

T: n/a A: n/a	T: n/a A: n/a	T: n/a A: n/a	T: n/a A: n/a	T: n/a A: n/a	T: n/a A: n/a	T: n/a A: n/a	T: n/a A: n/a	T: n/a A: n/a	T: n/a A: n/a
------------------	------------------	------------------	------------------	------------------	------------------	------------------	------------------	------------------	------------------

**Performance Measure:** Increase availability and use of web 2.0 collaboration technologies across DOE.

T: n/a A: n/a	T: n/a A: n/a	T: n/a A: n/a	T: n/a A: n/a	T: n/a A: n/a	T: n/a A: n/a	T: n/a A: n/a	T: n/a A: n/a	T: n/a A: n/a	T: n/a A: n/a
------------------	------------------	------------------	------------------	------------------	------------------	------------------	------------------	------------------	------------------

**Performance Measure:** Identify improved service delivery methods, evaluate for use at DOE and update target architecture with improved methods.

T: n/a A: n/a	T: n/a A: n/a	T: n/a A: n/a	T: n/a A: n/a	T: n/a A: n/a	T: n/a A: n/a	T: n/a A: n/a	T: n/a A: n/a	T: n/a A: n/a	T: n/a A: n/a
------------------	------------------	------------------	------------------	------------------	------------------	------------------	------------------	------------------	------------------

**Performance Measure:** Contribute to targeted energy reduction department wide and reduced energy intensity by FY 2015, no less than 30 percent on average across the entire Department, relative to the Department's energy use in FY 2003.

T: n/a A: n/a	T: n/a A: n/a	T: n/a A: n/a	T: n/a A: n/a	T: n/a A: n/a	T: n/a A: n/a	T: n/a A: n/a	T: n/a A: n/a	T: n/a A: n/a	T: n/a A: n/a
------------------	------------------	------------------	------------------	------------------	------------------	------------------	------------------	------------------	------------------

*FY 2011 Performance Measures are new this year. The CIO decided to realign the performance measure starting in FY 2010 in order to more clearly align our goals and on-going activities and initiatives.*

**Annual Performance Targets and Results**

**Secretarial Goal:** *Technology developments (both within and outside DOE)*

**GPRA Unit Program Goal:** Program Direction (Departmental Administration)

FY PY-3	FY PY-2	FY PY-1	FY PY	FY CY	FY BY	FY BY+1	FY BY+2	FY BY+3	FY BY+4
FY 2006	FY 2007	FY 2008	FY 2009	FY 2010	FY 2011	FY 2012	FY 2013	FY 2014	FY 2015

**Performance Measure:** Investigate opportunities for new Enterprise Wide Agreements and establish and/or renew at least 2 EWA agreements and obtain at least 5% Savings over GSA Schedule Pricing.

T: n/a A: n/a	T: n/a A: n/a	T: n/a A: n/a	T: n/a A: n/a	T: n/a A: n/a	T: n/a A: n/a	T: n/a A: n/a	T: n/a A: n/a	T: n/a A: n/a	T: n/a A: n/a
------------------	------------------	------------------	------------------	------------------	------------------	------------------	------------------	------------------	------------------

**Performance Measure:** Increase investments in human capital development processes like learning & training on new technologies.

T: n/a A: n/a	T: n/a A: n/a	T: n/a A: n/a	T: n/a A: n/a	T: n/a A: n/a	T: n/a A: n/a	T: n/a A: n/a	T: n/a A: n/a	T: n/a A: n/a	T: n/a A: n/a
------------------	------------------	------------------	------------------	------------------	------------------	------------------	------------------	------------------	------------------

*FY 2011 Performance Measures are new this year. The CIO decided to realign the performance measure starting in FY 2010 in order to more clearly align our goals and on-going activities and initiatives.*

## Means and Strategies

“Means” include:

DOE recognizes the need to integrate external policy directions as defined by Congress and the Administration into its IT initiatives. The DOE IRM Strategic Plan responds to the Government Performance Results Act of 1993, the E-Government Act of 2002, the Federal Information Security Management Act (FISMA) of 2002, and other Departmental and legislative requirements.

“Strategies” include:

The scope the OCIO addresses information resource functions to include, but not limited to: Business and Information Management, IT Human Resource Management, EA, CPIC, Cyber Security, IT Support Services and E-Government. The scope also includes all DOE locations: Federal sites, laboratories, and management and operational facilities.

The OCIO recognizes that the success of an organization goes beyond just identifying an IT strategy. The strategy must be envisioned, accepted, aligned, communicated and governed in such a manner that it supports the mission and strategic themes of the Department. A strategy-focused organization links IT strategy to the overall DOE strategic themes and internal processes delivering value to the organization. The following sections of this Strategic Plan identify the primary IT strategic goals and objectives for the Department and the means for achieving these goals.

The OCIO will use various means and strategies to achieve its GRPA Unit Program Goals. However, various external factors may impact the ability to achieve these goals. The program also performs collaborative activities to help meet its goals.

The OCIO will implement the following means:

- Improve DOE cyber security, including issuance of a new Departmental Order, a new Manual for Classified Cyber Security, new cyber security guidance/requirements documents covering at least ten technical areas, development of a new cyber security architecture, completing the cyber security inventory of DOE systems, improving the DOE-wide cyber incident handling process, and completing improvement of the quality of certification and accreditation processes DOE-wide.
- Implement the DOE IT MEO in a way that best supports its goals, e.g. reduce costs.
- Implement IT functional accountability in a way that makes sense.
- Fully implement the Department-wide software enterprise licensing agreement program.
- Move ahead with HSPD-12 implementation in a way that creates a solid basis for future benefits.
- Improve DOE E-Government management, moving ahead with DOE goals while being a government-wide team player.
- Further improve the DOE IT capital investment control process, including management of I-MANAGE and other large projects.

The OCIO will implement the following strategies:

- Establish and implement minimum baseline security configuration standards.
  - Develop platform-specific security configuration standards to ensure implementation of appropriate security controls prior to systems being placed in production.
  - Ensure implementation of security controls to protect DOE information commensurate with the risk and magnitude of loss from unauthorized activities.
- Perform periodic vulnerability assessments to continuously monitor production environments.
  - Establish a vulnerability assessment program to effectively monitor DOE information technology systems to detect known, unpatched vulnerabilities.
  - Measure effectiveness of the vulnerability remediation activities through ongoing analysis of vulnerability metrics, including the ratio of vulnerabilities to the number of systems scanned
- Formulate vulnerability remediation and tracking efforts to ensure mitigation of identified vulnerabilities.
  - Institute mandates for remediation of identified vulnerabilities within specified timeframes, dependent upon the risk and magnitude of harm from compromise.
  - Track remediation of vulnerabilities, and take appropriate action for systems found to be out of compliance with remediation requirements.

### **Validation and Verification**

To validate and verify program performance, the OCIO will conduct various internal and external reviews and audits. The OCIO's programmatic activities are subject to continuing review by the Congress, the Department's Inspector General, and the CIO Council.



## Cyber Security

### Funding Schedule by Activity

(dollars in thousands)

	FY 2009	FY 2010	FY 2011
Cyber Security			
Enterprise Services	7,753	6,421	7,312
The Policy, Guidance, and Planning	12,205	12,208	4,730
Program Support and Special Projects	2,146	2,230	2,195
Incident Management	12,408	12,506	20,265
Cyber Security Tools and Solutions (NEW)	0	0	1,370
Total, Cyber Security	34,512	33,365	35,872

### Benefits

The performance objectives for the Department of Energy information systems (including information systems storing, transmitting and/or processing Department of Energy information) are externally mandated through the Federal Information Security Management Act, Office of Management and Budget instructions, and standards established by the appropriate bodies overseeing the regulation of unclassified, classified, intelligence and/or Restricted Data maintained in the information system. Reduced to their most common elements, these external requirements include the need to make risk-based investments in cyber security processes and tools that provide management, operational, and technical controls supporting these beneficial objectives: (1) Uninterrupted availability of information system resources, and (2) Confidentiality and integrity of information systems and their contents.

The Office of Cyber Security develops cyber security policies and procedures that comply with statutory and regulatory requirements; responds to external reporting requirements such as the Federal Information Security Management Act of 2002; provides cyber security training; administers compliance with National Communications and Telecommunications Security policies; and provides technical and computer forensic services to Department of Energy components.

The Program Goals of the Office of Cyber Security will be accomplished not only through the efforts of the direct (GPRA Unit) programs but with additional efforts from subprograms which support the GPRA Units in carrying out their mission.

## Detailed Justification

(dollars in thousands)

FY 2009	FY 2010	FY 2011
---------	---------	---------

### **Enterprise Services**

**7,753                  6,421                  7,312**

Coordinates and supports Federally-mandated program efforts for the Department: compliance reviews; IT security configuration management support; automated security metrics, FISMA reporting, Certification and Accreditation (C&A) and vulnerability and assessment tools; and program management for smart card deployment (HSPD-12). Each service area provides subject-matter expertise and management assistance to Under Secretary Organizations and their management and operations contractors in implementing cyber security management consistent with Departmental policy. Enterprise Services also provides senior Federal staff expertise to Under Secretary Organizations to bolster leadership on cyber security and implementation of Departmental cyber security programs.

### **The Policy, Guidance, and Planning**

**12,205                  12,208                  4,730**

Program promulgates, and provides for, the mission-specific adaptation of Federal cyber security requirements to the Department's Under Secretary Organizations. As required by the Federal Information Security Management Act (FISMA), this program provides direction and support for cyber security awareness and training, including role-based training for personnel with significant responsibilities for information security. The program provides strategic and action planning as well as Outreach assistance to the Department's field elements and coordinates all cyber security-related Congressional, OMB, GAO and IG reporting and responses for the Department. The program delivers FISMA-required, performance assurance by verifying, validating and analyzing cyber data collected from across the agency.

### **Program Support and Special Projects**

**2,146                  2,230                  2,195**

Supports the senior agency information security officer in developing and maintaining an agency-wide information security program. The program coordinates the Department's interaction and response for all Presidential, Secretarial, Homeland Security and Director of National Intelligence cyber security initiatives. The program provides Department-wide cyber security risk and threat assessments, the cyber security architecture component of the Department's Enterprise Architecture, as well as security reviews of capital planning and investment control investments (Exhibit 300s and 53s). This program also identifies, assesses, and recommends security products and services that can support the Department's role in protecting its information and information systems infrastructure.

### **Incident Management**

**12,408                  12,506                  20,265**

The Incident Management (IM) Program is the Department's enterprise cyber defense and response capability, providing vital threat detection, enterprise awareness, forensic analysis and interagency reporting capability to ensure a coordinated response to an ever-increasing level of cyber attacks. IM impacts all elements of IT operations, consolidating and correlating security event information from all DOE Organizations and sites. IM combines multiple Departmental incident-related services into a single, comprehensive service that focuses on threat information sharing, critical infrastructure protection, active defense and incident preparedness. This Division also oversees the planning, implementation and

**Departmental Administration/  
Chief Information Officer/  
Cyber Security**

**FY 2011 Congressional Budget**

(dollars in thousands)

FY 2009	FY 2010	FY 2011
---------	---------	---------

oversight of the Department's Telecommunication Security Program, which includes providing and tracking mandatory training, conducting inspections, and serving as the Department's communications security (COMSEC) custodian.

**Cyber Security Tools and Solutions** **0**      **0**      **1,370**

Supports the ability to pilot and deploy advanced cyber tools, enhance situational awareness, discover critical enterprise intrusions, and respond quickly to attack. At the center of this effort will be a secure data repository that provides incident responders and cyber security analysts with attack data including full packet capture, attack topology, intrusion detection, and sensor log data within hours of an attack. Resources will also support a much needed suite of collaboration tools that will include a new state-of-art data and knowledge portal. The portal will be designed and deployed with enhanced secure collaboration capabilities and new analytical tools which can quickly process very large data sets.

---

**Subtotal, Cyber Security** **34,512**      **33,365**      **35,872**

**Explanation of Funding Changes**

FY 2011 vs. FY 2010 (\$000)
-----------------------------------

**Enterprise Services**

The Corporate Asset Management System (CAMS) project was reduced in scope and became a subcomponent of the Enterprise services program. Accordingly, funding has been reallocated and increased to support program management activities for HSPD-12 smart card deployment and enable continued deployment, licensing, training and management of the Department's eFISMA reporting system. The eFISMA reporting system fulfills the OMB ISSLOB requirement of an automated Department wide FISMA reporting system.

+891

**The Policy, Guidance, and Planning (PG&P)**

The PG&P program was restructured to focus on policy improvement, performance assurance metrics and rapid response activities. Accordingly, funding previously allocated to PG&P has been reprioritized to support Incident Management and Enterprise Services.

-7,478

Departmental Administration/  
Chief Information Officer/  
Cyber Security

FY 2011 Congressional Budget

FY 2011 vs. FY 2010 (\$000)
-----------------------------------

**Program Support and Special Projects**

Slight decrease due to rate and facility adjustment.

-35

**Incident Management**

Increase due to additional requirements for providing mission critical integrated enterprise cyber defense and response capabilities. Areas of focus will be the development of specialized computing environment infrastructures (computers, networks, and software) needed for the capture, isolation, reverse engineering, analysis and visualization of the malicious software used in the cyber attacks. Funds will also provide the minimum capabilities for the computers, networks, software, and communications needed to support expanded and interconnected cyber incident activities.

+7,759

**Cyber Tools and Solutions**

A one time increase to the base budget supports key strategic concepts of the Comprehensive National Cyber Initiative providing situational awareness, event trending, correlation and visualization of specific cyber threats including targeted intrusions, nation-state cyber threats, and Departmental cases.

+1,370

**Total Funding Change, Cyber Security**

---

+2,507

## Corporate Management Information Program

### Funding Schedule by Activity

	(dollars in thousands)		
	FY 2009	FY 2010	FY 2011
Corporate Management Information Program			
Integrated Management Navigation System	11,710	0	0
Architecture and Planning	6,513	6,148	7,733
Modernization Initiatives	3,229	3,255	1,200
Converged Networks	5,000	0	0
Records Management	546	0	0
Spectrum Management	252	0	0
Total, Corporate Management Information Program	27,250	9,403	8,933

### Benefits

The Program provides funding for key elements of information technology modernization and management in the Department of Energy. It provides funding for the development and maintenance of two core information technology management processes: 1) Enterprise Architecture and; 2) Information Technology Capital Planning and Investment Control. Additionally, it provides modernization funding to enable the Department to leverage E-Government opportunities and support infrastructure improvements.

The Corporate Management Information Program is the Department of Energy's corporate initiative to maintain and improve corporate information systems. The Corporate Management Information Program provides the Department with a managed, centralized, and cost-effective way to modernize the Department of Energy's corporate business systems.

The Program Goals of the Corporate Management Information Program will be accomplished not only through the efforts of the direct (GPRA Unit) programs but with additional efforts from subprograms which support the GPRA Units in carrying out their mission.

## Detailed Justification

(dollars in thousands)

	FY 2009	FY 2010	FY 2011
--	---------	---------	---------

### **Integrated Management Navigation System Program**

	<b>11,710</b>	<b>0</b>	<b>0</b>
--	---------------	----------	----------

In FY 2010 this activity is proposed to transfer to the Office of the Chief Financial Office budget request. The Office of the Chief Information Officer will no longer be funding this activity starting in FY 2010.

### **Architecture and Planning**

	<b>6,513</b>	<b>6,148</b>	<b>7,733</b>
--	--------------	--------------	--------------

In order to support sound information technology management agency-wide and to meet the requirements of the Clinger-Cohen Act, the Office of the Chief Information Officer has implemented two core information technology management processes:

- 1) Enterprise Architecture supports the ongoing enhancement and implementation of this essential information technology management process. In FY 2010, the Department of Energy's Enterprise Architecture program will be maintained to support existing Enterprise Architecture capability and accomplishments.
- 2) The Information Technology Capital Planning and Investment Control program will focus on maximizing the value of information obtained through the annual selection, control and evaluation processes to ensure that the Agency receives the maximum benefit from its large investment in information technology.

### **Department of Energy Information Technology**

#### **Modernization Initiatives**

	<b>3,229</b>	<b>3,255</b>	<b>1,200</b>
--	--------------	--------------	--------------

This initiative is the Department's primary implementing tool to ensure that specific investments identified by the E-Government Strategy are funded. The primary focus is to ensure that the 'highest value' E-Government initiatives are implemented, resulting in fewer duplicative information technology systems and delivering higher quality citizen-centric services.

In FY 2011, it will provide for enhancement of the Department of Energy's Geospatial Sciences Program to coordinate the geospatial resources agency-wide and the implementation of collaboration tools that will support the delivery of several key corporate systems.

#### **Converged Networks**

	<b>5,000</b>	<b>0</b>	<b>0</b>
--	--------------	----------	----------

This function has been administratively transferred to the new Energy Information Technology Services decision unit within the OCIO.

#### **Records Management**

	<b>546</b>	<b>0</b>	<b>0</b>
--	------------	----------	----------

In FY 2010, Records Management responsibilities were transferred to the OCIO Program Direction decision unit.

Departmental Administration/  
Chief Information Officer/  
Corporate Management Information Program

FY 2011 Congressional Budget

(dollars in thousands)

FY 2009	FY 2010	FY 2011
---------	---------	---------

**Spectrum Management**

252

0

0

In FY 2010, Spectrum Management responsibilities were transferred to the OCIO Program Direction decision unit.

**Total, Corporate Management Information Program**

27,250

9,403

8,933

**Explanation of Funding Changes**

FY 2011 vs. FY 2010 (\$000)
-----------------------------------

**Architecture and Planning**

Funding increase in FY 2011 is due to a shift in prioritization away from identification of new E-Gov solutions toward maximizing the leveraging and reuse of Departmental IT capabilities via increasingly mature, integrated Enterprise Architecture and Capital Planning and Investment Control agency processes.

+1,585

**Modernization Initiatives**

Funding decrease in FY 2011 will provide for a reduced level of support for the Geospatial Sciences Program within the Department as it matures while still enabling coordination of geospatial resources agency-wide and the implementation of collaboration tools that will support the delivery of several key corporate systems.

-2,055

**Total Funding Change, Corporate Management Information Program**

-470

## Energy Information Technology Services

### Funding Schedule by Activity

	(dollars in thousands)		
	FY 2009	FY 2010	FY 2011
Energy Information Technology Services			
Information Strategy Innovation Office	0	56	56
Systems Development and Engineering	0	1,108	1,108
Information Operations Support	0	10,739	9,446
Operational Cyber Security	0	3,030	2,370
CIO Contracted Service	0	1,024	800
Department of Energy Common Operating Environment	0	1,192	1,192
Converged Networks	0	5,000	3,148
Information Technology Management (NEW)	0	0	3,000
Total, Energy Information Technology Services	0	22,149	21,120

### Benefits

Formally located within Office of the Chief Information Officer’s Program Direction and Corporate Management Information Program decision unit, new decision unit was established in FY 2010 to recognize the importance of this function as a key mission component of the OCIO.

The Office of the Chief Information Officer’s Office of Information Technology Support Services (ITSS) provides information technology support for DOE’s Federal employees as well as direct support contractors.

This office is responsible for delivery and execution as well as support of information technology services provided to the Federal employees and direct support contractors. It manages, delivers, operates, and maintains Department-wide information technology and infrastructure services in the most cost efficient and operational effective way to ensure corporate-wide stewardship of DOE information technology resources in accordance with plans.



## Detailed Justification

(dollars in thousands)

FY 2009	FY 2010	FY 2011
---------	---------	---------

<b>Information Strategy and Innovation Office</b>	<b>0</b>	<b>56</b>	<b>56</b>
---	----------	-----------	-----------

Provides principal oversight and support to the Information Technology Support Services for policy development and adherence, task order management, framework development, technical subject matter expertise, quality assurance, quality customer relationship management particularly through the Enterprise Customer Partnership Council, budget formulation and execution, cyber security compliance and Headquarters Security Officer functions for the Office of the Chief Information Officer.

<b>Systems Development and Engineering</b>	<b>0</b>	<b>1,108</b>	<b>1,108</b>
--	----------	--------------	--------------

- **Application Development and Software Engineering**

	<b>0</b>	<b>724</b>	<b>724</b>
--	----------	------------	------------

Application Development and Software Engineering provides services including, full life cycle software engineering support to a wide variety of systems (mission systems) that support the day-to-day business functions of various components of DOE. Functions performed include information technology development and support services, to include modernization and enhancements, to various software applications and data warehouses that support a variety of organizational and cross-organizational functions.

<b>Web Site Development and Maintenance</b>	<b>0</b>	<b>384</b>	<b>384</b>
---	----------	------------	------------

Web Site Development and Maintenance is an activity that is responsible for the administration and maintenance of existing web sites within DOE. Tasks include verification of hyperlinks, implementation of new technologies as they become available, and adherence to existing Federal regulations. It assists DOE with various Government-wide initiatives, to include but not limited to, Web Council and e-Government.

<b>Information Technology Operations Support</b>	<b>0</b>	<b>10,739</b>	<b>9,446</b>
--	----------	---------------	--------------

<b>Inventory Control</b>	<b>0</b>	<b>166</b>	<b>166</b>
--------------------------	----------	------------	------------

In accordance with DOE standards, Inventory Control maintains and supplements the existing property management systems, policies, and procedures to ensure that inventories of Government Furnished Property are maintained and updated for all Information Technology related items to include hardware, software, licensing agreements, maintenance contracts, wireless devices, and spare parts in accordance with local policies and procedures.

<b>User Support and Workstation Management</b>	<b>0</b>	<b>2,199</b>	<b>1,703</b>
--	----------	--------------	--------------

User Support and Workstation Management is responsible for customer relationship and workstation management for DOE. User support maintains Customer Relationship Management, to include pre-service activities, during service activities, post-service activities, and customer feedback programs to include surveys, follow-ups, and liaison with the customer. It provides user

Departmental Administration/  
Chief Information Officer/  
Energy Information Technology Systems

FY 2011 Congressional Budget

(dollars in thousands)

FY 2009	FY 2010	FY 2011
---------	---------	---------

support to include assistance by telephone, remote control, and support at the desktop/problem area. It provides new user set-ups, account termination, the establishment of e-mail and messaging

accounts as well as telecommunication services, and the set up of peripheral/portable devices. Supports problem resolution, manages desktop hardware and software assignments, and addresses warranty problems.

- **IT Facilities Management and Physical Security** **0**      **485**      **485**  
The function of this initiative is to provide administrative services to facilities in use by the various Information Technology department(s) with the proper power, heating, cooling, ventilation, lighting, space management, construction, security, and maintenance as appropriate for the various sites. It develops, implements, and tests a backup and recovery strategy. Examples of areas to be considered include, but are not limited to, server rooms, switch closets, Local Area Network rooms, and Network Communication Centers. It prepares, updates, and maintains drawings of the various information technology facilities and other facilities for the purpose of configuration management, security, fire, safety, and physical planning. It provides a common repository of information regarding configuration management on all hardware and telecommunications equipment within the various Information Technology Facilities' physical plants. It provides analytical work including research and planning documents to support facilities work to be performed for the various locations.
  
- **Server Administration** **0**      **2,797**      **2,000**  
The Server Administration activity manages all production, test, and development servers, to include, account management, monitoring and auditing system logs, back up and recovery, security, managing operating systems, and storage management. Responsible for testing and installing operating system upgrades and patches in a timely manner consistent with security and change control requirements.
  
- **Emergency Preparedness** **0**      **4,926**      **4,926**  
The Emergency Preparedness activity performs emergency preparedness activities to include disaster recovery planning and execution and development of the Continuity of Operations Plan. Currently, the majority of Headquarters user's desktops, E-mail and supporting server infrastructure and DOE-wide corporate systems are supported by the Office of the Chief Information Officer at Headquarters Enterprise Service Center-East. This funding addresses needed improvements to support both Continuity of Operations/Disaster Recovery infrastructure build out at the Enterprise Service Center-West. Having this capability would enable the rapid recovery of these essential support services for the personnel working on critical DOE mission functions.
  
- **Secure Wireless Services** **0**      **166**      **166**  
Provides Secure Wireless Services to securely install, operate, maintain, repair, upgrade, configure, and document all wireless technology (including such things as cellular telephones, radio frequency communication (conventional and trunking), microwave, satellite links, and bi-directional satellite links, Personal Digital Assistants, paging systems (advanced messaging), wireless Local Area

Departmental Administration/  
Chief Information Officer/  
Energy Information Technology Systems

FY 2011 Congressional Budget

(dollars in thousands)

FY 2009	FY 2010	FY 2011
---------	---------	---------

Networks, repeaters, and all associated support equipment that completes the wireless Local Area Network system) required to meet the business needs of the organization. Changing and increasingly sophisticated cyber security threats and evolving and increasing customer demands for wireless/mobile technology require additional investments in support resources and equipment.

**Operational Cyber Security** **0** **3,030** **2,370**

The Headquarters Operational Cyber Security Support provides support for the planning, purchase, configuration and operation of enhanced cyber security controls to mitigate weaknesses and to enhance ongoing operations and maintenance of existing cyber security controls. The Cyber Security Division provides penetration test functions, as well as supporting the ongoing operations and maintenance of newly implemented solutions. This support will be used to enhance cyber security in multiple primary areas: server security; network security; access administration and control, desktop security, and intrusion detection and response. DOE has identified specific determined and pervasive threats to the Department's cyber assets, information and intellectual capital. These threats are known to be from both domestic and foreign sources. The increasingly sophisticated attacks against DOE from these identified threats occur daily, in very large numbers. Recent Office of Oversight and Assurance and the Inspector General testing recognized cyber security improvements, but at the same time indicated that several significant weaknesses continue to exist, and confirmed the urgent need to provide operational and management funding to fully and properly implement the desired and necessary cyber security controls.

**CIO Contracted Service Outside Performance Work Statement**

**0** **1,024** **800**

The Office of the Chief Information Officer has direct responsibility for networking a wireless infrastructure between and among the Department's staff offices, program offices, and field sites, and is required to provide network infrastructure support services and enhance its current network transport capabilities to be able to recover from any adverse crisis and disastrous condition and ensure continuous operations. To this end, this activity provides support for engineering and optimum Information Technology network infrastructure and ensures operational system management, networking, telecommunications, and records management capabilities are in affect and are continually available.

**Department of Energy Common Operating Environment**

**0** **1,192** **1,192**

The Department of Energy Common Operating Environment (DOECO) supports the Field service requirement for consolidation of information technology Field support services activities into the Department are DOECO and its associated program. Also supports the checking, testing, and validation on the compatibility and use of DOECO. Desktop Common Operating Environment services by Department's Field Sites and operational activities.

**Converged Networks**

**0** **5,000** **3,148**

The Department of Energy's telephone and data networks at Headquarters are reaching the end or beyond the planned system-life-cycle with rising maintenance costs, inadequate security features and increasingly scarce technically qualified support service availability. Digital convergence and

Departmental Administration/  
Chief Information Officer/  
Energy Information Technology Systems

FY 2011 Congressional Budget

(dollars in thousands)

FY 2009	FY 2010	FY 2011
---------	---------	---------

convergence of voice and data into a single wiring infrastructure is the predominant replacement service for the future. In FY 2011 the Department will continue to enable deployment of a modern single

network/wiring infrastructure with high service availability while providing a unified management system within the Application Hosting.

<b>Information Technology Management</b>	<b>0</b>	<b>0</b>	<b>3,000</b>
--	----------	----------	--------------

Manages, delivers, operates, and maintains Department-wide information technology and infrastructure services in the most cost efficient and operational effective way to ensure corporate-wide stewardship of the Department of Energy’s information technology resources. Information Technology Management provides program management oversight over the delivery of all DOECOE services and infrastructure management functions.

<b>Total, Energy Information Technology Services</b>	<b>0</b>	<b>22,149</b>	<b>21,120</b>
--	----------	---------------	---------------

**Explanation of Funding Changes**

FY 2011 vs. FY 2010 (\$000)
-----------------------------------

**Information Technology Support Services**

- **User Support and Workstation Management**  
Funding and responsibilities were redistributed to support Information Technology Management. -496
- **Server Administration**  
Funding and responsibilities were redistributed to support Information Technology Management. -797

**Operational Cyber Security**  
Funding and responsibilities were redistributed to support Information Technology Management. -660

**CIO Contracted Service Outside PWS**  
Funding and responsibilities were redistributed to support Information Technology Management. -224

Departmental Administration/  
Chief Information Officer/  
Energy Information Technology Systems

FY 2011 Congressional Budget

FY 2011 vs. FY 2010 (\$000)
-----------------------------------

**Converged Networks**

The total funding change shows a decrease of \$1.852M that includes an actual decrease of \$1.029M for Converged Networks funding and the transfer of \$823K to support the Information Technology Support Service’s Information Technology Management activities.

-1,852

**Information Technology Management**

Funding and responsibilities were redistributed transferring from Converged Networks (+\$823K), from Operational Cyber Security (+\$660K), from Server Administration (+\$797K), from User Support and Workstation Management (+\$496K), and from CIO Contracted Services Outside Performance Work Statement (+\$224K) to support the new Information Technology Management.

+3,000

**Total Funding Change, Energy Information Technology Systems**

-1,029

## Program Direction

### Funding Profile by Category

(dollars in thousands/whole FTEs)

	FY 2009	FY 2010	FY 2011
Headquarters			
Salaries and Benefits	18,418	22,766	22,209
Travel	138	430	230
Support Services	28,028	7,600	7,024
Other Related Expenses	7,154	7,350	6,775
Total, Headquarters	53,738	38,146	36,238
Total, Full-Time Equivalents	141	144	144

### Mission

Program Direction provides Federal staffing and associated funding required for the overall management of activities carried out by the Office of the Chief Information Officer to include Cyber Security, Corporate Management Information Program, and Headquarters' Operations and Maintenance activities.

This funding provides resources needed to carry out the Departmental activities of the OCIO including the operation and delivery of Department-wide information technology network and telecommunication infrastructure services; policy development; IT strategic planning; IT governance process support; enterprise architecture development; Program and field oversight reviews and assistance visits; records management oversight; Enterprise-wide Agreements; IT procurement; IT operations support and contingency planning; and inter-agency coordination.

This funding also supports 144 Federal employees and OCIO direct support service requirements.

The balance of the Department's IT portfolio funding of approximately \$2 Billion is managed directly by the Department's program offices and their field sites and laboratories. The OCIO exercises Clinger-Cohen related IT portfolio management responsibilities in reviewing the IT business case and portfolio requests of all Departmental elements.

**Departmental Administration/  
Chief Information Officer/  
Program Direction**

**FY 2011 Congressional Budget**

## Detailed Program Justification

(dollars in thousands)

	FY 2009	FY 2010	FY 2011
<b>Salaries and Benefits</b>	<b>18,418</b>	<b>22,766</b>	<b>22,209</b>
Provides salaries and benefits for Federal staff assigned to the Office of the Chief Information Officer. The request supports 144 full-time equivalents. Funding grants enough for Salary and Benefits; future promotions, known with-in grade, and Cost of Living Adjustment (COLA).			
<b>Travel</b>	<b>138</b>	<b>430</b>	<b>230</b>
Includes all costs for transportation of persons, subsistence of travelers, and incidental travel expenses in accordance with Federal travel regulations.			
<b>Support Services</b>	<b>28,028</b>	<b>7,600</b>	<b>7,024</b>
▪ <b>Information Technology Support Services</b>	<b>22,093</b>	<b>0</b>	<b>0</b>
Under the Office of the Chief Information Officer's reorganization, the Information Technology Support Services was created and is responsible for providing information technology for the Department of Energy Federal employees as well as direct support contractors. These activities are now funded in the new Energy Information Technology Services decision unit.			
<b>Systems Development and Engineering</b>	<b>1,108</b>	<b>0</b>	<b>0</b>
▪ <b>Application Development and Software Engineering</b>	<b>724</b>	<b>0</b>	<b>0</b>
This activity is now funded in the new Energy Information Technology Services decision unit. No funding is requested in Program Direction for this activity.			
▪ <b>Web Site Development and Maintenance</b>	<b>384</b>	<b>0</b>	<b>0</b>
This activity is now funded in the new Energy Information Technology Services decision unit. No funding is requested in Program Direction for this activity.			
<b>Information Technology Operations Support</b>	<b>10,739</b>	<b>0</b>	<b>0</b>
▪ <b>Inventory Control</b>	<b>166</b>	<b>0</b>	<b>0</b>
This activity is now funded in the new Energy Information Technology Services decision unit. No funding is requested in Program Direction for this activity.			
▪ <b>User Support and Workstation Management</b>	<b>2,199</b>	<b>0</b>	<b>0</b>
This activity is now funded in the new Energy Information Technology Services decision unit. No funding is requested in Program Direction for this activity.			

Departmental Administration/  
Chief Information Officer/  
Program Direction

FY 2011 Congressional Budget

(dollars in thousands)

	FY 2009	FY 2010	FY 2011
<ul style="list-style-type: none"> <li> <b>IT Facilities Management and Physical Security</b> <span style="float: right;"><b>485</b></span> <span style="float: right;"><b>0</b></span> <span style="float: right;"><b>0</b></span> <p>This activity is now funded in the new Energy Information Technology Services decision unit. No funding is requested in Program Direction for this activity.</p> </li> <li> <b>Server Administration</b> <span style="float: right;"><b>2,797</b></span> <span style="float: right;"><b>0</b></span> <span style="float: right;"><b>0</b></span> <p>This activity is now funded in the new Energy Information Technology Services decision unit. No funding is requested in Program Direction for this activity.</p> </li> <li> <b>Emergency Preparedness</b> <span style="float: right;"><b>4,926</b></span> <span style="float: right;"><b>0</b></span> <span style="float: right;"><b>0</b></span> <p>This activity is now funded in the new Energy Information Technology Services decision unit. No funding is requested in Program Direction for this activity.</p> </li> <li> <b>Secure Wireless Services</b> <span style="float: right;"><b>166</b></span> <span style="float: right;"><b>0</b></span> <span style="float: right;"><b>0</b></span> <p>This activity is now funded in the new Energy Information Technology Services decision unit. No funding is requested in Program Direction for this activity.</p> </li> </ul>			
<b>Operational Cyber Security</b> <span style="float: right;"><b>8,030</b></span> <span style="float: right;"><b>0</b></span> <span style="float: right;"><b>0</b></span> <p>This activity is now funded in the new Energy Information Technology Services decision unit. No funding is requested in Program Direction for this activity.</p>			
<b>Chief Information Officer Contracted Services</b>			
<b>Outside Performance Work Statement</b> <span style="float: right;"><b>1,024</b></span> <span style="float: right;"><b>0</b></span> <span style="float: right;"><b>0</b></span> <p>This activity is now funded in the new Energy Information Technology Services decision unit. No funding is requested in Program Direction for this activity.</p>			
<b>Department of Energy Common Operating Environment</b> <span style="float: right;"><b>1,192</b></span> <span style="float: right;"><b>0</b></span> <span style="float: right;"><b>0</b></span> <p>This activity is now funded in the new Energy Information Technology Services decision unit. No funding is requested in Program Direction for this activity.</p>			
<b>Information Technology Corporate Management</b> <span style="float: right;"><b>4,935</b></span> <span style="float: right;"><b>7,600</b></span> <span style="float: right;"><b>7,024</b></span>			
<p>The Information Technology Corporate Management office manages the Office of the Chief Information Officer's human resources, budget formulation and execution, and the acquisition process. This funding provides for the support service requirements for the corporate OCIO activities.</p>			
<ul style="list-style-type: none"> <li> <b>E-Government</b> <span style="float: right;"><b>3,400</b></span> <span style="float: right;"><b>3,400</b></span> <span style="float: right;"><b>3,400</b></span> <p>E-Government is a critical component in meeting today's citizen and business expectations for interaction with Government, as information technology facilitates the ability to align efforts to significantly improve service and reduce operating costs. The Department provides funds in support of the following Government-wide initiatives: GovBenefits, Grants.gov, E-Rulemaking, E-Training, Integrated Acquisition Environment, IAE-Loans and Grants, E-Authentication, Business Gateway, USA Jobs (formerly Recruitment One-Stop), Enterprise Human Resource</p> </li> </ul>			

Departmental Administration/  
Chief Information Officer/  
Program Direction

FY 2011 Congressional Budget



Integration, E-Travel, and the following Lines of Business: Financial Management, Grants Management, Human Resources Management, Budget Formulation and Execution, Geospatial, and Information Technology Infrastructure. In FY 2011, the Office of the Chief Information

Officer will fund \$3.4 million of the Departmental E-Government initiatives with the balance of the E-government effort funded through internal allocations on all Departmental programs as determined by the CFO in consultation with CIO.

### **FY 2009 and FY 2010 and FY 2011 E-Government Initiatives and Benefits**

**GovBenefits.gov** (FY 2009 323,840; FY 2010 253,982; FY 2011 263,257)

- Helps to raise public awareness of Energy's Weatherization program.
- Supports the Department of Energy's strategic goals of reducing the burden of energy prices on low-income families by working with state and local agencies to weatherize homes.

**E-Rulemaking** ( FY 2009 99,211; FY 2010 50,526; FY 2011 178,000)

- The Federal Docket Management System:
- Improves public access to all rulemaking material,
- Provides a central location for the public to find and comment on regulatory actions that affect their lives.
- Reduces data storage costs and allows regulation writers an easy way to have cross-agency/cross-government collaboration on regulatory matters.

**Financial Management LoB Interagency** (FY 2009 75,000; FY 2010 75,000; FY 2011 75,000)

- To assist the Department of Energy in planning and managing the Department's migration to a selected center of excellence the following is provided:
- By establishing common solutions for agency standard accounting and reporting processes this E-Gov initiative can streamline and standardize accounting processes; eliminate duplicative financial systems; and reduce the cost of standard accounting processes.
- Key tools such as an RFP framework and SLA guides to help develop agency agreements with their selected service providers
- Opportunity to play an active role in standardizing core FM business process and data elements.

**Human Resources Management LoB Interagency** (FY 2009 65,217; FY 2010 65,217; FY 2011 65,217)

- Agency can achieve the benefits of "best-in-class" Human Resources solutions without the costs of developing and maintaining their own Human Resources systems. Employees across the agency benefit from improved Human Resources services.

**Enterprise Human Resource Integration** (FY 2009 287,200; FY 2010 331,634; FY 2011 344,990)

- Streamline and automate the electronic exchange of standardized Human Resource data needed for an official employee record.
- Provides comprehensive knowledge management workforce analysis, forecasting, and reporting

Departmental Administration/  
Chief Information Officer/  
Program Direction

FY 2011 Congressional Budget

across the agency.

**E-Training** (FY 2009 1,364,254; FY 2010 1,364,254; FY 2011 0)

- Provides a premier electronic training environment to support the development of the Federal workforce.
- Advances the accomplishment of agency missions through simplified and one-stop access to E-Training products and services.
- Reduce redundancies.
- Achieves economies of scale and in the purchase and/or development of E-Learning content.
- Purchases of learning technology infrastructure (e.g., Learning Management Systems, Learning Content Management Systems, and other information technology hardware/software), consolidation, and sharing of hardware/software wherever possible.
- Offers user-friendly, one-stop access to a robust and high-quality E-Training environment. Encourages E-Learning investments as part of the strategic, systematic, and continuous development of Federal government human capital.

**Grants Management LoB Interagency** (FY 2009 59,316; FY 2010 59,316; FY 2011 59,316)

- Improving the delivery of services to grant recipients.
- Improving decision-making.
- Decreasing costs associated with building and maintaining Grants Management information technology systems.

**Grants.gov** (FY 2009 517,763; FY 2010 438,664; FY 2011 438,664)

- Provides a single location to publish grant (funding) opportunities and application packages.
- Provides a single site for the grants community to apply for grants using common forms, processes and systems

**Geospatial LoB** (FY 2009 42,000; FY 2010 42,000; FY 2011 42,000)

- Supports the identification and sharing/reuse of geospatial information that can potentially support current and future Department of Energy missions including Environmental Management, Legacy Management, Emergency Response Management, materials transportation programs, and others.
- Appropriately applied, this initiative can reduce the overall cost of geospatial data development agency-wide over time.

**Budget Formulation & Execution LoB** (FY 2009 95,000; FY 2010 95,000; FY 2011 105,000)

- By establishing common solutions for agency budget formulation and reporting processes, this E-Gov initiative can streamline and standardize budget processes; eliminate duplicative budget support systems; and reduce the cost of budget formulation.

**USA Jobs (formerly Recruitment One-Stop)** (FY 2009 90,144; FY 2010 81,775; FY 2011 81,775)

- This initiative provides a common automated support for all individuals interested in applying for Department of Energy vacancies. This tool enables the agency to reach a broader audience of applicants and ensures that all individuals have equal access to application processes. It eliminates

the need for the Department of Energy to maintain its own application support tool thereby reducing the cost of this human resource process to the agency.

**IAE-Loans and Grants** (FY 2009 189,973; FY 2010 4,743; FY 2011 4,876)

- Supports the expansion of the Dunn and Bradstreet contract currently being used by Federal agencies for contractor identification numbers.

**Integrated Acquisition Environment** ( FY 2009 2,119,150; FY 2010 2,112,182; FY 2011 1,741,905)

- Improves agency’s ability to make informed and efficient purchasing decisions Allows agency to replace manual processes Agency purchasing officials benefit from access to databases of important information from other agencies on vendor performance.

**E-Travel** ( FY 2009 937,945; FY 2010 1,171,894; FY 2011 TBD)

- The E-Gov Travel Service (ETS) is a government-wide Web-based service that provides standardized travel management practices to consolidate federal travel systems, minimize costs and produce superior customer satisfaction.

**Business Gateway** (FY 2009 \$86,235; FY 2010 0; FY 2011 0)

- The official business link to the U.S. government, providing services that improve the delivery of federal information products for the nation's small business community. The program reduces the amount of time and money that business owners typically spend on complying with federal regulations and associated paperwork, so that more time can be directed toward running their businesses.

(dollars in thousands)

FY 2009	FY 2010	FY 2011
---------	---------	---------

- |  |  |              |              |              |            |              |            |          |            |            |
|--|--|--------------|--------------|--------------|------------|--------------|------------|----------|------------|------------|
| <ul style="list-style-type: none"> <li>▪ <b>Technical and Administrative Support</b><br/>Provides increased support to the Chief Information Officer for change in management studies, strategic studies, and process reviews.</li> <li>▪ <b>Business, Finance, and Procurement</b><br/>Provides support to the Chief Information Officer for financial management, analytical studies, logistical/administrative support, contract administration, workforce planning and timesharing services in accordance with support of its operational responsibilities.</li> <li>▪ <b>Records Management</b><br/>Program has agency-wide policy and oversight responsibility for management of the Department’s records. In compliance with the Federal Records Act, this program ensures that the Department of Energy adequately documents its missions and functions, policies, procedures, and decisions and preserves its historically valuable records.</li> </ul> | <table border="0"> <tr> <td><b>600</b></td> <td><b>1,600</b></td> <td><b>1,507</b></td> </tr> <tr> <td><b>935</b></td> <td><b>1,352</b></td> <td><b>915</b></td> </tr> <tr> <td><b>0</b></td> <td><b>546</b></td> <td><b>500</b></td> </tr> </table> | <b>600</b>   | <b>1,600</b> | <b>1,507</b> | <b>935</b> | <b>1,352</b> | <b>915</b> | <b>0</b> | <b>546</b> | <b>500</b> |
| <b>600</b>   | <b>1,600</b>   | <b>1,507</b> |              |              |            |              |            |          |            |            |
| <b>935</b>   | <b>1,352</b>   | <b>915</b>   |              |              |            |              |            |          |            |            |
| <b>0</b>   | <b>546</b>   | <b>500</b>   |              |              |            |              |            |          |            |            |

Departmental Administration/  
Chief Information Officer/  
Program Direction

FY 2011 Congressional Budget

<b>Wireless and Spectrum Management Program</b>	<b>0</b>	<b>252</b>	<b>252</b>
---	----------	------------	------------

Spectrum Management is responsible for obtaining certification for major Department of Energy spectrum dependent systems, processing requests for Radio Frequency Authorizations for all Department Field activities, coordinating agency activity on Spectrum relocation and reimbursement, and Department policy governing use of wireless products and services and Federal spectrum. This funding provides the OCIO allocation/assessment towards the Department's spectrum fee.

<b>E-Government Support</b>	<b>0</b>	<b>450</b>	<b>450</b>
-----------------------------	----------	------------	------------

This support provides the Office of the Chief Information Officer with expert consultant services to continue the Department's implementation of the E-Government Act of 2002. OCIO Funding in support of the actually initiative is provided in a separate line item of the budget. The Department identified 14 internal E-Government initiatives that either have been implemented or are planned for implementation in the coming years.

<b>Information Strategy &amp; Innovation Office</b>	<b>1,000</b>	<b>0</b>	<b>0</b>
---	--------------	----------	----------

This activity is now funded in the new Energy Information Technology Services decision unit. No funding is requested in Program Direction for this activity.

<b>Other Related Expenses</b>	<b>7,154</b>	<b>7,350</b>	<b>6,775</b>
-------------------------------	--------------	--------------	--------------

Provides for training and Working Capital Fund requirements for the Office of the Chief Information Officer.

<b>Total, Program Direction</b>	<b>53,738</b>	<b>38,146</b>	<b>36,238</b>
---------------------------------	---------------	---------------	---------------

**Explanation of Funding Changes**

FY 2011 vs.  
FY 2010  
(\$000)

**Salaries and Benefits**

The reduction will result in a delay in filling vacancies. The vacancies will also be filled at a lower grade level. -557

**Travel**

The reduction will limit travel expenses related to training and only those trips where the purpose cannot be accomplished via tele-video will be funded. -200

**Information Technology Corporate Management**

▪ **Technical and Administrative Support**

The reduction will result in the reduction of support staff to support HR and admin initiatives -93

Departmental Administration/  
Chief Information Officer/  
Program Direction

FY 2011 Congressional Budget

FY 2011 vs. FY 2010 (\$000)
-----------------------------------

- **Business, Finance, and Procurement**

The reduction will result in the reduction of support staff to support budget execution activities such as tracking the obligation of funds and reconciling internal records with the official file in the STARS system. Will also slow the

processing and tracking of procurement actions obligating funding on OCIO contracts. Response time to management's requests and inquires will increase.

-437

- **Records Management**

The reduction will result in reduced support staff

-46

**Other Related Expenses**

With reduction the training courses will be limited to those that are directly job related and held locally or on line. The reduction will impact the OCIO's ability to fund services provided through the Working Capital Fund. This could result in the OCIO reducing the amount of office space currently occupied.

-575

**Total Funding Change, Program Direction**

**-1,908**

### Support Services by Category

(dollars in thousands)

	FY 2009	FY 2010	FY 2011
Support Service			
Management Support	25,929	5,501	4,925
Other Services	2,049	2,049	2,049
Supplies and Materials	50	50	50
Total, Support Services	28,028	7,600	7,024

### Other Related Expenses by Category

(dollars in thousands)

	FY 2009	FY 2010	FY 2011
Other Related Expenses			
Working Capital Fund	6,944	7,200	6,700
Training	210	150	75
Total, Other Related Expenses	7,154	7,350	6,775

## Congressional and Intergovernmental Affairs

### Program Direction Funding Profile by Category

(dollars in thousands/whole FTEs)

	FY 2009	FY 2010	FY 2011
Congressional & Intergovernmental Affairs - Headquarters			
Salaries and Benefits	4,392	4,670	4,437
Travel	250	350	200
Support Services	270	3,677	446
Other Related Expenses	1,288	1,629	1,243
Total, Congressional & Intergovernmental Affairs	6,200	10,326	6,326
Total, Full Time Equivalents	46	48	46

### Mission

CI serves the Department in fulfilling the statutory requirement of DOE Organization Act (P.L. 95-91) by:

- Working with Members of Congress, their staffs, and Committees/Subcommittees to define, articulate and advance the Department's position on pending legislation; to implement national policy priorities as enacted into law by the Congress; and in compliance with DOE's Acquisition Regulation, notify members of Congress regarding pending awards/grants/contracts that have an impact upon the member's State/District.
- Working with governors and their staffs, local elected/appointed officials, and Tribal officials to provide information on DOE activities and decisions, and to elicit and incorporate their concerns and interests into DOE decision processes.
- Providing timely notifications to Members of Congress, Governors, and Tribal officials on DOE matters of specific interest or impact; providing timely and full response to their inquiries, requests for information, and constituents' concerns.
- Attending Congressional briefings, meetings and Committee markups to monitor, inform, and advocate on behalf of the Department in the legislative process.
- Providing support to Secretarial and Program Officers in the research, preparation, and/or review of:
  - Testimony and briefing materials for Congressional hearings and meetings, and gubernatorial and Tribal events;
  - Congressional, Intergovernmental, and Tribal correspondence; and
  - Coordination of Congressional hearing statements, transcripts, pre- and post-hearing questions and answers, and inserts for the record.
- Providing timely Congressional, gubernatorial, and stakeholder notifications on Departmental program issues and major announcements.
- Working with OMB to ensure DOE positions articulated to Congress are consistent with Administration policy and direction.

- Managing the Office of Indian Energy Policy and Programs (funded at \$1.5M for FY2009 & \$5.5M for FY 2010).



## Detailed Justification

(dollars in thousands)

FY 2009	FY 2010	FY 2011
<b>4,392</b>	<b>4,670</b>	<b>4,437</b>

**Salaries and Benefits**

Funds salaries, benefits, cash incentive awards, lump sum leave payments, Senior Executive Service and other performance awards for 46 full time permanent and other than full time permanent employees in FY 2011.

**Travel**

**250                      350                      200**

Provides funding for official travel for site visits to facilities of interest to Congress; attendance at conferences and meetings with State, local, and Tribal government officials, business and community groups, and a broad range of DOE stakeholders to discuss DOE initiatives and policies and elicit their views. Decrease in travel funding for FY 2011 as compared to FY 2010 reflects decrease in visits with Tribal governments and representatives in preparation for DOE’s Indian Energy Summit.

**Support Services**

**270                      3,677                      446**

Provides funding for professional support services (such as: on-line legislative research and analysis activities); data and information sources (such as: Congressional Quarterly, Hotline/Greenwire, library reference materials, etc); and for technical support services (such as: e-Gov initiatives, IT equipment). The decrease in funding for FY 2011, as compared to FY 2010, reflects three key changes: (1) decrease CI support requirements commensurate with decreased CI staffing levels; (2) completion of the stand-up of the Office of Indian Energy Policy and Programs; (3) decreased funding for the DOE Indian Energy Summit and associated professional support which occur in FY 2010.

▪ **Technical Services**

**85                      304                      253**

Technical Services include CI’s IT support costs for IT equipment, service and supplies, and time sharing services.

▪ **Professional Services**

**185                      3,373                      193**

Professional Services include costs associated with the National Archives and Records Administration records handling and storage, Courier Services, office supplies and accessories, as well as data and information services and publications such as: Congressional Quarterly, National Journal – Hotwire including: Environment & Energy (E&E) Policy News, E&E Daily, Greenwire, E&E News PM, E&ETV; Newspapers such as the Wall Street Journal, Washington Post, and New York Times; Government Printing Office (GPO) publications such as: Appropriation Materials Related to: Defense, Energy and Water Development, Interior & Related Agencies; and other Congressional information sources such as: House and Senate Telephone Directories, Congressional Record-Daily, United States Government Manual and the Congressional Directory. Costs also include all professional support, facility and other conference costs to coordinate and conduct the DOE Indian Energy Summit.

(dollars in thousands)

FY 2009	FY 2010	FY 2011
---------	---------	---------

**Other Related Expenses**

**1,288                      1,629                      1,243**

Other related expenses provides funding for employee training and development; services included in the business lines of the Working Capital Fund (which includes: office space, building operations and maintenance, postage, telephone service, printing and graphics, copying, network services, supplies/equipment, and corporate training services); electronic information sources (such as: subscription, licenses and maintenance of DOE DOCS for software, Congress Plus, operating and maintenance costs of the Standard Accounting and Reporting System (STARS), and other miscellaneous administrative business lines); and for purchase of goods and services from government accounts (such as: IT services provided under the eXCITE). Funds may also be used for personnel security investigations. The decrease in cost as compared to FY 2010 is commensurate with the reduced number of CI staffing.

▪ **Purchase of Goods and Services**

**147                      304                      257**

Purchase of Goods & Services from Government Accounts include access to DOE's CIO managed IT network and desktop maintenance and periodic refreshment funded through DOE's CIO eXCITE and to support DOE's e-GOV utilization.

▪ **Training**

**10                      10                      13**

Training for employee development and knowledge-skill maintenance.

▪ **Working Capital Fund**

**1,131                      1,315                      973**

DOE's Working Capital Fund is a revolving fund established to address costs associated with building occupancy (rent), utility services (including: electric, gas, water and sewage), building maintenance and renovation, office supply, copying and printing, etc.

**Total, Program Direction**

---

**6,200                      10,326                      6,326**

## Explanation of Funding Changes

FY 2011 vs. FY 2010 (\$000)
-----------------------------------

### **Salaries and Benefits**

The net decrease in Salaries and Benefits is commensurate with the reduction of CI staffing.

- 233

### **Travel**

With the stand-up of the Office of Indian Energy Policy and Programs as directed in Title V of the Energy Policy Act of 2005 “. . . to establish an Office of Indian Energy Policy and Programs” accomplished in FY 2010, and also sponsorship of the DOE Indian Energy Summit accomplished in FY 2010, and with the proposed decrease in CI staffing in FY 2011, travel requirements are reduced.

- 150

### **Support Services**

Long-term professional services support was needed for planning and management of the DOE Indian Energy Summit in FY 2010. Additional funding beyond this request is not required.

- 3,231

### **Other Related Expenses**

The net decrease in Working Capital Fund costs (including: building occupancy, utilities, phones, etc.) is commensurate with the reduced number of CI staffing.

- 386

### **Total Funding Change, Program Direction**

---

**- 4,000**

### Support Services by Category

(dollars in thousands)

	FY 2009	FY 2010	FY 2011
Support Services			
Technical Support Services	85	304	253
Management Support Services	185	3,373	193
Total, Support Services	270	3,677	446

### Other Related Expenses by Category

(dollars in thousands)

	FY 2009	FY 2010	FY 2011
Other Related Expenses			
Purchase of Goods & Services from Gov't Accounts (eXCITE)	147	304	257
Training	10	10	13
Working Capital Fund	1,131	1,315	973
Total, Other Related Expenses	1,288	1,629	1,243

## Economic Impact and Diversity

### Funding Profile by Subprogram

(dollars in thousands)

	FY 2009 Current Appropriation	FY 2009 Current Recovery Act Appropriation	FY 2010 Current Appropriation	FY 2011 Request
Economic Impact and Diversity				
Program Direction	3,545	500	3,896	4,033
Minority Economic Impact	855	0	2,775	2,304
Total, Economic Impact and Diversity	4,400	500	6,671	6,337

#### Public Law Authorizations:

P.L. 95-619, "National Energy Conservation Policy Act" (NECPA -1978) Section 641 of (42 U.S.C.7141)

PL102-486, "Energy Policy Act of 1992"

PL103-355 "Federal Acquisition Streamlining Act of 1994"

15 USC 637, "The Small Business Act"

#### Executive Orders:

12138 "Creating a national Women's Enterprise Policy"

13021 "Tribal Colleges and Universities"

13157 "Increasing Opportunities for Women-owned Small Business"

13160 "Increasing Opportunities for Service Disabled Veteran Business"

13170 "Increasing Opportunities and Access for Disadvantaged Business"

13216 "Improving Quality of Life of Asian Americans and Pacific Islanders"

13230 "Educational Excellence for Hispanic Americans"

13256 "Historically Black Colleges and Universities"

#### Mission

The mission of The Office of Economic Impact and Diversity is to advise the Secretary of Energy on the effects of energy policies, regulations, and other actions of the Department on all individuals, minority educational institutions, small and disadvantaged businesses, and minority banks. The Office of Economic Impact and Diversity (ED) consists of the offices of Minority Economic Impact and Small and Disadvantaged Business Utilization.

#### Benefits

Within the Departmental Administration appropriation, this program strengthens diversity goals affecting the workplace, minority educational institutions, small and disadvantaged businesses, and under-represented communities. It oversees implementation of partnerships with minority educational institutions and the small business community. The nation and the Department benefit from small business job creation and innovation in energy-related technology.

## Economic Impact and Diversity

### Funding Schedule by Activity

(dollars in thousands)

	FY 2009	FY 2010	FY 2011
Minority Economic Impact			
Minority Educational Institution Support	565	1,533	1,367
Business and Community Development	240	767	607
Data Analysis Development	25	297	204
Bank Deposit Financial Assistance	25	178	126
Total, Minority Economic Impact	855	2,775	2,304

### Description

The Office of Minority Economic Impact (OMEI) is mandated by statute and Executive Orders to advise the Secretary of Energy on the effects of energy policies, regulations, and other actions of the Department and its components on minorities, minority educational institutions and minority business enterprises. OMEI is also required to ensure that these groups are afforded an opportunity to participate fully in the energy programs of the Department.

### Benefits

OMEI supports DOE's goals to ensure full participation by minorities, minority educational institutions, small-disadvantaged businesses, and minority banks in the energy programs at the Department.

- The Minority Educational Institutional Support Program provides guidance to minority educational institutions on how to access opportunities at DOE and provides scholarships and internships to underrepresented students, thereby providing a science, math and engineering pipeline for the future workforce of the Department.
- The Business & Community Development Program provides technical assistance to small and disadvantaged businesses in order to more fully participate in the contract activities of the Department, which includes the Annual DOE Small Business Conference.
- Data Analysis Development supports research and analysis activities in order to determine the effects of DOE programs, policies, and regulations on minorities and minority communities. Supports *Public Law 95-619* related to conducting socio-economic research relating to energy consumption and use patterns among minority populations in collaboration with the Energy Information Administration.
- The Bank Deposit Financial Assistance Program provides management and technical assistance for minority-owned banks participating in the DOE Minority Bank Deposit Assistance Program.

**Detailed Justification**

(dollars in thousands)

FY 2009	FY 2010	FY 2011
---------	---------	---------

**Minority Economic Impact**

**Minority Educational Institution Support**

**565      1,533      1,367**

The Office Minority Economic Impact provides technical assistance to minority educational institutions on how to access opportunities at DOE, and promotes science-related degrees and energy-related careers to support the DOE workforce pipeline through internships and scholarships for students from minority institutions.

**Business and Community Development**

**240      767      607**

The Office Minority Economic Impact will develop and provide contracting information and management and technical assistance to small disadvantaged businesses through a variety of outreach events, including the annual Departmental small business conference, congressionally sponsored procurement conferences and Business Opportunity sessions.

**Data Analysis Development**

**25      297      204**

The Office Minority Economic Impact will collaborate with the Energy Information Administration to develop and conduct socio-economic research relating to energy consumption and use patterns among minority populations in support of *Public Law 95-619*.

**Bank Deposit Financial Assistance**

**25      178      126**

The Office Minority Economic Impact will provide management and technical assistance to minority banks in the DOE Minority Bank Deposit Program to ensure that member banks continue to extend credit to local minority and under-served communities.

**Total, Minority Economic Impact**

<b>855</b>	<b>2,775</b>	<b>2,304</b>
------------	--------------	--------------

## Explanation of Funding Changes

FY 2011 vs. FY 2010 (\$000)
-----------------------------------

### Minority Economic Impact

#### Minority Educational Institution Support

Decrease reflects a reduced number (8 vs. 12) of technical assistance workshops for minority educational institutions on how to access opportunities at DOE through grants and procurement. Efforts will continue to double the number of minority educational institutions benefitting from Departmental programs and funding opportunities.

-166

#### Business and Community Development

Decrease reflects efforts to partner with other agencies to sponsor one of the largest Federal procurement conferences in the country for small businesses. Participate in 8 congressionally sponsored procurement conferences and continue to “Business Opportunity Sessions (“BOS”) to provide small businesses with training on doing business with the Department.

-160

#### Data Analysis Development

Change reflects drop in necessary funding for secondary phase of implementing the socio-economic research program in collaboration with the Energy Information Administration in support of *Public Law 95-619* and provide an annual report.

-93

#### Bank Deposit Financial Assistance

Decrease reflects a decrease in the number of banks participating in the Bank Deposit Financial Assistance Program.

-52

### Total, Minority Economic Impact

---

-471



## Program Direction

### Funding Profile by Category

(dollars in thousands)

	FY 2009	FY 2010	FY 2011
Economic Impact and Diversity Program Direction			
Salaries and Benefits	2,747	3,091	3,218
Travel	60	55	56
Support Services	105	136	137
Other Related Expenses	633	614	622
Total, Economic Impact and Diversity Program Direction	3,545	3,896	4,033
Full Time Equivalents	20	20	20

#### **Mission**

Program Direction provides the staffing resources and associated costs required to provide overall direction and execution of Office of Economic Impact and Diversity functions. The Office is committed to continuing the transformation of its management culture and increasing its focus on results. To accomplish this goal, the Office will continue to implement strategies to attract, motivate, train and retain a highly skilled and diverse workforce to meet the future needs of the nation and the Department of Energy.

## Detailed Justification

(dollars in thousands)

FY 2009	FY 2010	FY 2011
---------	---------	---------

**Salaries and Benefits**

**2,747                  3,091                  3,218**

Funding covers salary and benefits for 20 full-time and other than full time federal employees. The amount shown also includes cost of living adjustments. ED staff evaluates the Department's response to Minority Education Institutions and the Small Business Community and monitors the Department's Prime contractors' compliance with workplace regulations. Beginning in FY 2009 the Office of Civil Rights will be funded in the Office of Hearings and Appeals and diversity functions will be funded in the Office of Human Capital Management. As a result, the FY 2009 FTE level of 20 is a reduction of 12 FTE from FY 2008.

**Travel**

**60                                  55                                  56**

Funding covers the following activities: three site visits to review and monitor funded projects; meetings with minority education institutions; conduct outreach activities; conduct/attend training sessions; participate in procurement/contracting seminars; assess financial grants compliancy in the field; and conduct on-site visits to DOE field and M&O offices.

**Support Services**

**105                                  136                                  137**

Funding provides for training of Federal personnel in preparation of program plans surveys and technical analyses.

**Other Related Expenses**

**633                                  614                                  622**

Other related expenses include Working Capital Fund which supports utilities, telephone, rent, supplies, equipment, printing, graphics, copying, postage, STARS, other administrative support and business systems and functions. Other related expenses also funds surveys, outreach activities, oversight, special emphasis and commemorative events, specialized training for staff, and Departmental E-Government initiatives.

**Total, Program Direction**

---

**3,545                          3,896                          4,033**

## Explanation of Funding Changes

FY2011 vs. FY 2010 (\$000)
----------------------------------

**Salaries and Benefits**

Funding covers salary and benefits for 20 full-time and other than full time federal employees. The amount shown also includes cost of living adjustments. +127

**Travel**

Minimal change in Program Direction. Escalating airfare and lodging costs are offset by increased use of alternatives to travel +1

**Support Services**

Minimal change in Program Direction. Increase results from the inclusion in program direction of +1

**Other Related Expenses**

Increased cost of computer workstations and network infrastructure technology upgrades needed to improve operational efficiencies and for the inclusion of field office printing costs. +8

**Total Funding Change, Program Direction** **+137**

### Support Services by Category

(dollars in thousands)

	FY 2009	FY 2010	FY 2011
Technical Support			
Surveys Or Reviews of Technical Operations	25	28	29
<b>Total, Technical Support</b>	25	28	29
Management Support			
Training and Education	10	33	33
Reports and Analyses Management and General Administrative Services	70	75	75
<b>Total, Management Support</b>	80	108	108
<b>Total, Support Services</b>	105	136	137

**Other Related Expenses by Category**

(dollars in thousands)

	FY 2009	FY 2010	FY 2011
Other Related Expenses			
E-Gov Initiatives	10	10	10
EXCITE	123	104	105
Working Capital Fund	500	500	507
Total, Other Related Expenses	633	614	622

**General Counsel  
Program Direction**

**Funding Profile by Category**

(dollars in thousands/whole FTEs)

	FY 2009	FY 2010	FY 2011
Program Direction			
Salaries and Benefits	23,301	24,516	28,476
Travel	80	82	82
Support Services	2,888	2,944	2,992
Other Related Expenses	4,964	4,936	5,104
Total, Program Direction	31,233	32,478	36,654
Full Time Equivalents	153	153	174

**Mission**

The Office of the General Counsel is responsible for providing comprehensive legal services and support to the Secretary and to all Departmental programs, except those relating to the Federal Energy Regulatory Commission. General Counsel assures that the Department operates in compliance with applicable laws and regulations.

**Detailed Justification**

(dollars in thousands)

	FY 2009	FY 2010	FY 2011
<b>Salaries and Benefits</b>	<b>23,301</b>	<b>24,516</b>	<b>28,476</b>
Provides funding in FY 2011 for 174 full-time equivalent employees to include salaries, benefits, overtime, incentive awards, lump sum leave, SES and other performance awards, and unemployment compensation.			
<b>Travel</b>	<b>80</b>	<b>82</b>	<b>82</b>
Provides funding for employees to attend hearings, depositions, and court proceedings. Provides funding for conference and training attendance.			
<b>Support Services</b>	<b>2,888</b>	<b>2,944</b>	<b>2,992</b>
▪ <b>NEPA</b>	<b>1,339</b>	<b>1,366</b>	<b>1,380</b>
Provides contractor support for technical analysis of Environmental Impact Statements and other documentation required by the National Environmental Policy Act.			
▪ <b>Intellectual Property</b>	<b>149</b>	<b>152</b>	<b>150</b>
Provides for outside patent law firms to process intellectual property actions.			
▪ <b>Alternative Dispute Resolution</b>	<b>50</b>	<b>50</b>	<b>52</b>
Provides for mediation contractor support.			
▪ <b>DOE/COE</b>	<b>613</b>	<b>641</b>	<b>715</b>
Funds DOE/Common Operating Environment IT services provided by the Office of the Chief			

Departmental Administration/  
General Counsel/  
Program Direction

FY 2011 Congressional Budget

(dollars in thousands)

	FY 2009	FY 2010	FY 2011
Information Officer.			
▪ <b>Information Technology</b>	<b>429</b>	<b>423</b>	<b>427</b>
Funds IT services that are GC dedicated such as; technician support, database programming/maintenance, etc.			
▪ <b>Law Library</b>	<b>308</b>	<b>312</b>	<b>268</b>
Provides for law library personnel and materials.			
<b>Other Related Expenses</b>	<b>4,964</b>	<b>4,936</b>	<b>5,104</b>
▪ <b>Gov't Agencies – Intellectual Property</b>	<b>340</b>	<b>346</b>	<b>343</b>
Provides for outside patent law firms to process intellectual property actions.			
▪ <b>Timesharing</b>	<b>338</b>	<b>344</b>	<b>348</b>
Provides for Westlaw and Lexis/Nexus access.			
▪ <b>Working Capital Fund</b>	<b>4,093</b>	<b>4,048</b>	<b>4,214</b>
Provides for GSA rent, telephones, printing/copying, supplies, mail, etc.			
▪ <b>Miscellaneous</b>	<b>193</b>	<b>198</b>	<b>199</b>
Provides for training, archive storage, E-Gov initiatives, hardware/software, courier service, office supplies/materials, security investigations, etc.			
<b>Total, Program Direction</b>	<b>31,233</b>	<b>32,478</b>	<b>36,654</b>

### Explanation of Funding Changes

FY 2011 vs. FY 2010 (\$000)
-----------------------------------

#### Salaries and Benefits

Increase in salaries and benefits is due to general pay increases, promotions, within-grade increases, and the addition of 21 FTEs. This level of funding will provide for the currently approved 153 FTEs plus 5 additional FTEs for the newly created GC Office of Enforcement which will enforce our EE regulations with consistency for the first time in the history of the Department and thereby save consumers money while protecting the environment, and 16 FTEs to provide legal services in the following areas, all of which presently, and will continue to, require increasing levels of legal services; NEPA compliance (3), Procurement (3), Intellectual Property (2), Legislative & Regulatory Law (1), Energy Efficiency (4), Electricity & Fossil Energy (1), and Personnel Law (2).

+3,960

#### Travel

+0

#### Support Services

Increases (inflationary): NEPA (\$14,000), Alternative Dispute Resolution (\$2,000), DOE/COE (\$74,000), and Information Technology (\$4,000).

Decreases: Intellectual Property (\$2,000) and Law Library subscription reductions (\$44,000).

+48

FY 2011 vs. FY 2010 (\$000)
-----------------------------------

**Other Related Expenses**

Increases (inflationary): Timesharing (\$4,000), Working Capital Fund (inflationary and increase in BlackBerry units) (\$166,000), and Miscellaneous (\$1,000).

Decreases: Intellectual Property (\$3,000).

**Total Funding Change, Program Direction**

+168
<b>+4,176</b>

**Support Services by Category**

(dollars in thousands)

	FY 2009	FY 2010	FY 2011
Technical Support			
NEPA	1,339	1,366	1,380
Intellectual Property	149	152	150
Alternative Dispute Resolution	50	50	52
DOE/COE	613	641	715
Information Technology	429	423	427
Law Library	308	312	268
Total, Support Services	2,888	2,944	2,992

**Other Related Expenses by Category**

(dollars in thousands)

	FY 2009	FY 2010	FY 2011
Other Related Expenses			
Government Agencies – Intellectual Property	340	346	343
Timesharing	338	344	348
Working Capital Fund	4,093	4,048	4,214
Miscellaneous	193	198	199
Total, Other Related Expenses	4,964	4,936	5,104





**Chief Human Capital Officer  
Program Direction**

**Funding Profile by Category**

(dollars in thousands)

	FY 2009	FY 2010	FY 2011
Headquarters			
Salaries and Benefits	18,891	22,158	22,291
Travel	150	210	25
Support Services	6,751	3,195	1,275
Other Related Expenses	5,644	3,974	3,969
Total, Headquarters	31,436	29,537	27,560
Full Time Equivalents	161	189	189

**Mission**

The Office of the Chief Human Capital Officer (HC) provides leadership to the Department of Energy (DOE) on the impact and use of policies, proposals, programs, and partnership agreements and relationships related to all aspects of human capital management (HCM). The Office uses an integrated approach that links human resources, training and development, and diversity in developing, deploying, and assessing a full range of short and long-term HCM solutions, policies, and programs. HC proactively seeks solutions and approaches to serve the HCM requirements of the Department to advance and support the DOE mission by creating and implementing solutions that address workforce issues in the areas of recruiting, hiring, motivating, succession planning, competency development, training and learning, retention, retirement and diversity. HC also provides leadership and direction in dealings with the Office of Personnel Management (OPM), Government Accountability Office (GAO), the Merit Systems Protection Board (MSPB), Federal Labor Relations Authority (FLRA) and other Federal and non-Federal organizations relative to human capital programs and policies.

**Improving Headquarters' Hiring Processes**

On January 6, 2010, the Deputy Secretary issued a Headquarters Hiring Reform memorandum on reform initiatives, which include a six-month pilot effective March 1, 2010, that provides Program Offices with expanded authority to complete Headquarters' staffing and classification actions in the field.

Initiatives being implemented by HC in FY 2010 and extending through FY 2011:

- Institute a streamlined hiring process within all HQ organizations (including pilot programs) with reduced timeframes for process personnel actions. Streamlining actions will include:
  - limiting the number of questions in vacancy announcements;
  - streamlining the background investigation process;

- using a position description library that provides standardized position descriptions for the most commonly advertised job series and grade levels; and
- standardizing other hiring tools such as job analyses, application questions, vacancy announcements, and suggested interview questions.
- Utilize additional hiring strategies, such as open-continuous vacancy announcements, to attract a larger pool of qualified candidates.
- Submit requests to OPM in order to:
  - obtain additional Senior Level (SL) and Scientific/Professional (ST) allocations
  - obtain approval for DOE use of special hiring flexibilities already supported by OPM
- Launch an aggressive corporate recruitment initiative.
- Deploy an automated tracking system to monitor timeframes for completing hiring actions and provide tracking reports regularly to the Chief of Staff and program customers;
- Include metrics related to hiring actions in the performance plans of responsible program managers, hiring managers, human resources managers and staff. The metrics must address the average length of time to process hiring actions. In addition, customer feedback will be considered in evaluating performance.

In addition, the Department of Energy implemented the Operations Management Council chaired by the Deputy Secretary, which includes the leadership of the four major mission-support functions: human capital, acquisition, financial management, and information technology along with representatives from key program offices.

## Detailed Justification

(dollars in thousands)

FY 2009	FY 2010	FY 2011
---------	---------	---------

<b>Salaries and Benefits</b>	<b>18,891</b>	<b>22,158</b>	<b>22,291</b>
------------------------------	---------------	---------------	---------------

Provides funding for 189 full time equivalents (FTEs) to include salaries and benefits. In addition, funding is also provided for workers' compensation payments on behalf of all employees funded through the Departmental Administration (DA) appropriation.

<b>Travel</b>	<b>150</b>	<b>210</b>	<b>25</b>
---------------	------------	------------	-----------

Essential Staff Travel for HC employees.

<b>Support Services</b>	<b>6,751</b>	<b>3,195</b>	<b>1,275</b>
-------------------------	--------------	--------------	--------------

The areas of support include computer support, project management and performance, strategic planning, automated data processing, delivery of training, database maintenance, human resource systems operations, and HC technical support. Includes key support of the following programs: Recruitment; Corporate Intern Program (CCIS); Drug Testing Program; Employee Assistance Program; Corporate Human Resource Information System (CHRIS); HQ Health Care Services; Labor/Management Relations; Disability Services; Corporate Learning Services, Career Development Programs, including a Senior Executive Service Candidate Development Program (SESCDP); HC Core Contractors; and Staff Training.

- |                          |     |   |   |
|--------------------------|-----|---|---|
| <b>E-Gov Initiatives</b> | 925 | 0 | 0 |
|--------------------------|-----|---|---|
- No funding is requested in FY 2011 to support the Shared Service Center (SSC) migration to full HR Line of Business. DOE's Corporate Human Resource Information System (CHRIS) is currently projected to meet full agency demands through FY 2011.
- |                             |     |     |     |
|-----------------------------|-----|-----|-----|
| <b>Drug Testing Program</b> | 500 | 300 | 250 |
|-----------------------------|-----|-----|-----|
- Funding is requested to support maintenance of the current mandated DOE Drug Testing Program (Executive Order 12564 and 10 CFR 707).
- |              |     |     |     |
|--------------|-----|-----|-----|
| <b>CHRIS</b> | 375 | 425 | 475 |
|--------------|-----|-----|-----|
- Funding supports National Energy Technology Laboratory (NETL) staff, who provide support for critical automated actions, testing, development, evaluation, guidance, and Hot Line support of the DOE Corporate Human Resource Information System (CHRIS); most notably mass processing of annual performance awards, cost of living adjustments for DOE Federal employees, and SES bonuses and pay adjustments.
- |                                |     |     |     |
|--------------------------------|-----|-----|-----|
| <b>HQ Health Care Services</b> | 600 | 475 | 475 |
|--------------------------------|-----|-----|-----|
- Funding supports operation of two Headquarters (HQ) health centers at the Forrestal and Germantown facilities. Services include: emergency response; travel immunizations; fitness-for-duty and pre-employment physical exams; and general occupational health concerns.
- |  |     |     |   |
|--|-----|-----|---|
| <b>SES Candidate Development Program</b> | 700 | 700 | 0 |
|--|-----|-----|---|
- No new SES career development program is anticipated in FY 2011.
- |                            |       |       |   |
|----------------------------|-------|-------|---|
| <b>HC Core Contractors</b> | 1,000 | 1,108 | 0 |
|----------------------------|-------|-------|---|
- No new funding for HC's Core Contractor group is needed in FY 2011.
- |                       |     |    |   |
|-----------------------|-----|----|---|
| <b>Staff Training</b> | 115 | 54 | 0 |
|-----------------------|-----|----|---|
- No new Staff Training is funded for HC employees.
- |                                    |     |   |   |
|------------------------------------|-----|---|---|
| <b>Corporate Learning Services</b> | 425 | 0 | 0 |
|------------------------------------|-----|---|---|
- No additional funding for Corporate Learning Services is needed in FY 2011.

(dollars in thousands)

FY 2009	FY 2010	FY 2011
---------	---------	---------

- **Miscellaneous Support Services** 2,111 133 75  
Funding will be provided for mandated Disability Services and Enterprise Training Service (ETS) Albuquerque duty station supplies and services.

**Other Related Expenses** 5,644 3,974 3,969

Includes key support of the following programs: Office Administration (HC-internal); Other Personnel Services; HC Security Initiatives; HC Continuity of Operations (COOP); Automation Initiatives (Cyber-security, Social Networking, Recruitment One-Portal, Hiring Management); Succession & Workforce Planning; Performance Management; E-Performance; Secretary of Energy Awards Program; Multi-Sector Workforce; standard IT services under the DOE Common Operating Environment (DOECO); rent to GSA for the ETS Albuquerque Operations Center (AOC); and Working Capital Fund (WCF) infrastructure to support HC employees.

- **WCF** 2,980 2,810 2,819  
Finances infrastructure services under the Working Capital Fund (WCF) for HC at HQ.
- **DOECO** 787 818 874  
Supports Federal and contract staff, goods and services under the DOE Common Operating Environment (DOECO), which stipulates the common approved automation equipment and software for DOE employees as well as providing basic technical support.
- **Award Programs** 201 75 0  
No funding is requested for the DOE-wide awards program in FY 2011.
- **Performance Management** 500 0 0  
No funding is requested for the Performance Management initiative in FY 2011.
- **Automation Initiatives** 335 0 0  
No funding is anticipated for HC Automation Initiatives in FY 2011.
- **Miscellaneous Other Related Expenses** 841 271 276  
Additional funding to support: rent to GSA for a leased facility housing our Albuquerque duty station; Office Administration – internal office supplies, non-DOECO software and equipment; Other Personnel Services to include mandated CHCO Council fee, and OPM Administrative Law Judge fee.

**Total, Program Direction**

---

**31,436 29,537 27,560**

## Explanation of Funding Changes

FY 2011 vs. FY 2010 (\$000)
-----------------------------------

### Salaries and Benefits

Increase in salaries and benefits is due to general pay increases, promotions, and within-grade increases for the target level of 189 FTEs. +133

### Travel

Funding is requested for essential HC Staff Travel only. -185

### Support Services

Changes result from the adjustment of the following programs/initiatives:

- **Drug Testing Program**  
Minor decrease for the Drug Testing Program. -50
- **CHRIS**  
Minor increase for CHRIS (NETL) support. +50
- **SES Candidate Development Program**  
No new class is anticipated for FY 2011. -700
- **HC Core Contractors**  
This activity is not funded in FY 2011. -1,108
- **Staff Training**  
No funding is provided for HC Staff Training. -54
- **Miscellaneous Support Services**  
Minor decrease in Miscellaneous Support Services. -58

### Other Related Expenses

Changes result from the adjustment of the following programs/initiatives:

- **WCF**  
Increase results from minor annual cost adjustments for WCF. +9
- **DOECOE**  
Increase results from minor cost adjustments for DOECOE. +56
- **Award Programs**  
No funding requested for Award Programs. -75
- **Miscellaneous Other Related Expenses**  
Minor increase for Miscellaneous Other Related Expenses. +5

<b>Total Funding Change, Program Direction</b>	<b>-1,977</b>
--	---------------

### Support Services by Category

(dollars in thousands)

	FY 2009	FY 2010	FY 2011
Support Services			
Training and Education	115	54	0
Management Support, Other	6,636	3,141	1,275
Total, Support Services	6,751	3,195	1,275

### Other Related Expenses by Category

(dollars in thousands)

	FY 2009	FY 2010	FY 2011
Other Related Expenses			
Rent to GSA	0	200	225
Other Services	2,664	964	925
Working Capital Fund	2,980	2,810	2,819
Total, Other Related Expenses	5,644	3,974	3,969

## Office of Management

### Program Direction Funding Profile by Category

(dollars in thousands/whole FTEs)

	FY 2009	FY 2010	FY 2011
Headquarters			
Salaries and Benefits	38,556	40,489	42,995
Travel	1,002	1,002	1,334
Support Services	12,022	20,022	13,511
Other Related Expenses	16,210	16,943	16,943
Total, Headquarters	67,790	78,456	74,783
Full Time Equivalents	288	281	285

### Mission

The Office of Management (MA) provides the Department of Energy (DOE) with centralized direction and oversight for the full range of management, procurement and administrative services. MA's management activities include project and contract management policy development and oversight, and delivery of procurement services to DOE Headquarters organizations. Administrative activities include the management of Headquarters facilities and the delivery of other services critical to the proper functions of the Department. MA also fulfills the statutory responsibilities of the Chief Acquisition Officer, and through the Office of Procurement and Assistance Management, serves as DOE's Senior Procurement Executive.

These efforts will be accomplished through:

- Engineering and Construction Management – provides corporate processes for and oversight of DOE's capital assets including environmental cleanup projects and real property; drives improvement in projects, facilities and infrastructure management systems; integrates sound fiscal acquisition and business practices into management of projects and facilities and infrastructure; conducts external independent reviews of capital asset construction projects; and manages the Program and Project Management Career Development Program to train and certify DOE's federal project directors;
- Procurement and Assistance Management – develops, implements, and maintains DOE-wide policies, procedures, programs, and management systems pertaining to acquisition, financial assistance, personal property management, and contractor resource management; and provides operational procurement services to Headquarters elements;

- Administration – provides Departmental oversight and support for printing and mail services; and Headquarters support for facilities and assets management, safety and occupational health; travel, transportation, and messenger/courier services; moving, warehousing, supplies, copier and space management; and manages the Departmental Foreign Travel and Exchange Visitor Program;
- Scheduling and Advance – manages scheduling and travel preparations for the Office of the Secretary;
- Aviation Management – manages all DOE-owned aircraft and contract aviation services for the Department world-wide by developing and implementing policies and procedures, providing technical and management assistance to program leaders and field elements with aviation responsibilities and by conducting independent oversight over all DOE elements who own or use aviation as a part of their mission; thereby, ensuring aviation operations are safe, secure, efficient and effective;
- Executive Secretariat – facilitates quality document management; ensures the timely delivery of executive commitments and information; serves as the Department's Federal Preservation Officer; and oversees the Department's Federal Advisory Committee Program; and
- Information Resources – implements the Department’s Freedom of Information Act and Privacy Act programs; and manages the Department’s Directives Management and Delegation of Authority System, and the Headquarters Library Services.

### Detailed Justification

(dollars in thousands)

FY 2009	FY 2010	FY 2011
---------	---------	---------

<b>Salaries and Benefits</b>	<b>38,556</b>	<b>40,489</b>	<b>42,995</b>
------------------------------	---------------	---------------	---------------

Provides funding for 285 full time equivalents to include salaries, overtime, incentive awards, lump sum leave, and SES and other performance awards. Request includes the increase of (4) FTEs to support the Directives Management Program.

<b>Travel</b>	<b>1,002</b>	<b>1,002</b>	<b>1,334</b>
---------------	--------------	--------------	--------------

Provides funding for staff travel; all travel associated with scheduling and logistics for Secretarial trips; and travel associated with program oversight and evaluation, procurement, project engineering, and construction management activities; also includes the rental of vehicles from the General Services Administration (GSA) motor pool and the DOE fleet.

<b>Support Services</b>	<b>12,022</b>	<b>20,022</b>	<b>13,511</b>
-------------------------	---------------	---------------	---------------

○ <b>External Independent Reviews (EIRs)</b>	<b>4,203</b>	<b>4,203</b>	<b>4,203</b>
--	--------------	--------------	--------------

Finances EIRs, which provide assurance that projects are being executed at the proposed performance baseline (scope, cost, and schedule). EIRs ensure the validity of the Department of Energy’s (DOE’s) projects’ performance baselines prior to budget requests. DOE Order



(dollars in thousands)

FY 2009	FY 2010	FY 2011
---------	---------	---------

413.3A, "Program and Project Management for the Acquisition of Capital Assets", requires that EIRs be conducted by the Office of Management (MA) for projects greater than \$100M for major programs and greater than \$5M for others lacking Project Management Support Offices.

- **Earned Value Management System (EVMS)** **1,492** **1,492** **1,492**  
EVMS is an industry-accepted process to ensure that projects are completed on cost, schedule and within scope against a baseline; enables trend analysis and evaluation of estimated cost at completion; and provides a sound basis for problem identification, corrective actions and management re-planning. These metrics are effective summary-level project measurements that senior executives can use to assess current project and program status.
- **Project Assessment and Reporting System (PARS)** **1,240** **3,240** **1,000**  
PARS provides project status and assessment information for senior management and other stakeholders (to include the Government Accountability Office (GAO), the Office of Management and Budget, and Congress). Current funding will be used to complete system configuration and deployment across the department.
- **Foreign Travel Management Program** **550** **550** **550**  
The Foreign Travel Management System (FTMS) is the DOE-HQ corporate electronic database that manages and tracks official foreign travel for DOE federal and contractor personnel. Funds also cover the costs of support including administrative support to address Department-wide issues pertaining to the Foreign Travel Management Program.
- **Acquisition Career Management Program** **700** **700** **0**  
Acquisition Career Management Program (ACMP) provides a training and career development certification program for contracting, purchasing, financial assistance, personal property management, contracting officers and contracting officer's representatives. The purpose of the program is to ensure that the acquisition workforce has the knowledge and skills necessary to effectively fulfill their mission requirements.
- **ProjNet** **0** **300** **300**  
ProjNet is a database information technology system used to promote sharing of lessons learned and best practices in project management necessary to address our lack of a project management lessons learned system. This system will support MA's efforts to resolve project management deficiencies noted on the GAO High Risk list.
- **Facilities and Infrastructure Training/Workshop (Carbon Reduction)** **0** **200** **200**

(dollars in thousands)

FY 2009	FY 2010	FY 2011
---------	---------	---------

Funding is required to improve overall real property management through the generation of additional analytical tools and processes related to space allocation and carbon management. The funds will be used to establish standards for space management and carbon reduction to help managers right-size their real property portfolio. Funds would also be used to conduct a workshop to share best practices in facilities' carbon reduction and energy conservation through effective space management policies.

- **Contract – Project Management Reform** **0**      **5,000**      **1,429**  
Funding is provided to continue the study and implementation of future transformational enhancements of DOE's current contract and project management initiatives; to benchmark procedures/systems and tools utilized by other Federal entities to capture project performance statistics against industry standards, contractor's past performance and best practices of major acquisition programs; to complete the balance of the Root Cause Analysis (RCA) Corrective Action Plan (CAP) Measures and Studies for project management improvements; and to include the roll-out of the new staffing algorithm, resourcing plans and the study of the current organizational structure in support of project execution.
  
- **Other** **3,837**      **4,337**      **4,337**  
Finances management and professional support services; studies, analyses and evaluations; and engineering and technical services. Areas of support also include project management control and performance, facilities and infrastructure, FAIR act, contract management and administration, automated data processing, operation of the Headquarters virtual technical, database maintenance, historic preservation, and aviation assessments.
  
- Other Related Expenses** **16,210**      **16,943**      **16,943**

  - **Training** **108**      **133**      **133**  
Provides training and course registration costs for MA employees for essential training activities.
  
  - **E-Government Initiatives** **45**      **45**      **45**  
Funding supports Department-wide E-Government Initiatives such as Integrated Acquisition Environment, IAE Dunn and Bradstreet, and Grants.gov.
  
  - **DOECOE** **1,390**      **1,390**      **1,390**  
Includes funding for the Office of the Chief Information Officer for the delivery of computer and network services through the Department's Extended Common Integrated Technology (DOECOE) program.

(dollars in thousands)

FY 2009	FY 2010	FY 2011
---------	---------	---------

- **Working Capital Fund** **12,302**      **12,774**      **12,774**  
 The Working Capital Fund covers non-discretionary costs such as space utilization, computer and telephone usage, mail service, supplies and electronic services. Funding also supports MA office expenditures for printing and reproduction, and telecommunication needs.
- **Other** **2,365**      **2,601**      **2,601**  
 Finances the acquisition of goods and services for support MA’s mission, not classified as support services.

<b>Total, Program Direction</b>	<b>67,790</b>	<b>78,456</b>	<b>74,783</b>
---------------------------------	---------------	---------------	---------------

### Explanation of Funding Changes

FY 2011 vs. FY 2010 (\$000)
-----------------------------------

**Salaries and Benefits** **+2,506**  
 Increase is the net result of the government-wide Cost Of Living Adjustment (COLA) increase of \$1,764K for personnel-related costs to fully fund MA’s requested full-time equivalent employees, and an additional 4 FTEs for the Directives program (\$742K). The additional four FTEs will enable DOE to add senior analytical capability and skills for reviewing and issuing polices. .

**Travel** **+ 332**  
 Increase is to support Procurement Management Reviews (PMR), the Root Cause Analysis and EVMS travel. Increased travel funding will also support the NAPA Panel Study recommendations, Project Management, and GAO high risk corrective actions (e.g., Integrated Project Teams; streamline Business Clearance Review process).

### Support Services

**Project Assessment and Reporting System (PARS)** **-2,240**  
 Decrease in funding is a result of the completion of the planning, design, and development phases of PARS. Current funding will be used to complete system

FY 2011 vs. FY 2010 (\$000)
-----------------------------------

configuration and deployment across the Department.

**Acquisition Career Management Program**

**-700**

Decrease in funding is in support of the Administration's initiative to finance this requirement under the Acquisition Workforce Improvement Program which will serve to increase the capability, capacity, and efficiency of the acquisition workforce.

**Contract – Project Management Reform**

**-3,571**

Funding allows the further implementation of the Contract – Project Management Reform Initiative.

**Total Funding Change, Program Direction**

---

**-3,673**

FY 2011 vs. FY 2010 (\$000)
-----------------------------------

### Support Services by Category

(dollars in thousands)			
	FY 2009	FY 2010	FY 2011
Management Support			
Reports and Analyses Management and General			
Administrative Services	12,022	20,022	13,511
Total, Management Support	12,022	20,022	13,511

### Other Related Expenses by Category

(dollars in thousands)			
	FY 2009	FY 2010	FY 2011
Other Related Expenses			
Other Services	2,442	2,678	2,678
Training	108	133	133
Purchases from Government Accounts	434	434	434
Supplies and Materials	722	722	722
Equipment	202	202	202
Working Capital Fund	12,302	12,774	12,774
Total, Other Related Expenses	16,210	16,943	16,943



## Office of Policy and International Affairs

### Funding Profile by Subprogram

(dollars in thousands)

	FY 2009 Current Appropriation	FY 2009 Current Recovery Act Appropriation	FY 2010 Current Appropriation	FY 2011 Request
Policy and International Affairs				
Program Direction	19,469	0	19,296	19,296
Policy Analysis and Systems Studies	1,000	0	1,159	1,159
Environmental Energy Policy Analysis	531	0	528	528
Climate Change Technology Program	2,000	0	9,270	9,270
Total, Policy and International Affairs	23,000	0	30,253	30,253

### Mission

The Office of Policy and International Affairs (PI) serves as the primary advisor to the Secretary and the Department on energy and technology policy development, analysis and implementation, and leads DOE's international energy initiatives. The policy analysis and international liaison work of PI is primarily performed by federal personnel and funded through Program Direction, although PI also requires some support services funds to obtain the analysis tools and data, and economic models necessary to conduct policy analysis and fulfill other responsibilities.

### Benefits

PI provides cross-cutting energy policy development and analysis that enables DOE to assess and respond to energy challenges ranging from current energy price and market volatility to the long term technology transitions necessary to reduce U.S. dependence on oil and greenhouse gas emissions.

- PI's analysis of the regulatory and other factors affecting current energy markets, and its assessment of policy options for addressing these issues, are key to the Administration's ability to quickly respond to market developments.
- PI's unique ability to integrate cross-sectoral and multi-technology assessments enables it to develop integrated strategies for addressing national long term energy challenges.
- PI's efforts in the international arena also contribute directly to the resolution of both current and future energy challenges.

PI oversees all of the Department's multilateral and bilateral relationships and agreements, as well as directly representing DOE and the U.S. government in a broad range of international organizations, forums, and cooperative ventures. These relationships and agreements support achievement of U.S. objectives, including:

- the creation of competitive energy markets essential to increasing investment in energy development and infrastructure globally;

- the establishment of effective policies for improving efficiency and utilizing renewable resources; and,
- the support of cooperative efforts to develop the energy technologies necessary to reduce oil dependence and greenhouse gas emissions.

PI's work with energy-producing countries has resulted in policy and regulatory reforms that have increased private investment in energy resource development and infrastructure (such as oilfields, pipelines, etc.), thereby increasing the diversity of energy supplies for the U.S.

In each of these areas, PI plays a unique and critical role within the DOE organization.

### Energy Diversity

As the world's largest producer and consumer of energy resources, the U.S. must play a leading role in ensuring a secure energy future. A major focus of PI's domestic and international efforts is the development and implementation of policies to increase U.S. energy options, reduce our dependence on oil, and enhance the capability of markets to respond to supply disruptions and to adjust to changing circumstances. These goals are pursued through the development of domestic regulatory and economic policies, as well as active cooperation with a broad range of countries and international organizations representing all regions of the world, and all stages of energy and economic development. PI supports the achievement of these objectives by:

Increasing supplies of energy from more diverse domestic and foreign sources by:

- Developing policies to spur domestic energy production.
- Fostering energy resource investments and development in a broad range of countries.
- Analyzing the strengths and weaknesses of key international energy organizations, including, but not necessarily limited to, the International Energy Agency (IEA), International Atomic Energy Agency (IAEA), Asia–Pacific Economic Cooperation (APEC), and Latin American Energy Organization (OLADE), with a view toward crafting an overall U.S. government approach to the optimal use of international energy organizations to further US international energy policy goals.

Reducing U.S. demand for oil through improvements in motor vehicle fuel economy and the introduction of alternative energy sources by:

- Developing strategies for substantially improving motor vehicle fuel economy, without endangering public safety or the competitiveness of domestic vehicle manufacturers.
- Assessing options for enabling alternatives to petroleum products to be increasingly introduced in the transportation sector.
- Transferring to other countries U.S. experience in developing and promoting the adoption of fuel economy technologies and alternative transportation fuels.

Enhancing the ability of markets to respond to energy market disruptions, and to adjust to changes in motor fuel regulations and sources by:

- Examining the role of state and federal fuel quality and content requirements on market responsiveness and overall price levels.
- Encouraging energy market reforms, both domestically and internationally, which increase competition and responsiveness to changing market conditions.



- Periodically assessing the adequacy of U.S. markets, strategic energy reserves and emergency response agencies to mitigate the impacts of energy supply disruptions.
- Ensuring that U.S. companies and agencies are prepared to coordinate their emergency response activities with the International Energy Agency and other international forums.

### Environmental Impacts of Energy

The U.S. and other countries require technology and policy instruments necessary to meet energy security and economic growth objectives, while at the same time improving environmental quality. This objective is pursued through the development of advanced technologies capable of substantial reductions in emissions, market-based regulatory strategies and other policies, and the initiation and active support of cooperative international and voluntary program efforts. PI activity in this area includes:

Developing and overseeing the implementation of effective strategies for addressing the risks posed by global climate change:

- Implementing a Climate Change Technology Program that balances the government's research and technology development priorities to ensure that resources are directed to areas likely to produce the greatest long-term benefits.
- Assessing market-based strategies for encouraging the adoption of climate-friendly technologies and other actions to reduce greenhouse gas emissions.
- Supporting international efforts to enhance our understanding of climate change science and the options for controlling greenhouse gas emissions, as well as efforts to develop and adopt technologies to reduce global greenhouse gas emissions intensity.
- Analyzing policy options for preventing adverse climate change impacts.

Ensuring that environmental policies are designed to achieve key environmental objectives while minimizing their potential adverse impacts on energy security or the economy.

- Working closely with the Environmental Protection Agency and other Federal agencies to ensure that energy technology developments, the effects on energy markets and security, and the potential benefits of market-based strategies are fully considered during the development of environmental regulations and policies.
- Ensuring that priorities for the development and deployment of advanced energy technology priorities reflect potential environmental benefits and costs.
- Encouraging efforts to improve energy efficiency or switch to alternative fuels, especially when such shifts have both environmental and energy security benefits.
- Developing strategies that strengthen environmental protection by enabling the private sector to more effectively anticipate and plan necessary investments, by using market-based regulatory mechanisms and by select governmental incentives.
- Supporting international efforts, such as the U.S. Clean Energy Initiative (CEI), the U.S. Clean Energy Technology Export Initiative (CETE) and the Renewable Energy and Energy Efficiency Partnership (REEEP) that are designed to achieve, through public-partnerships, both energy and environmental objectives, with a focus upon market development of cleaner, more efficient energy technologies and through commercializing financing, "market pull/market push" strategies and infrastructure building efforts to increase the competitiveness of U.S. clean energy technology exports.

### Energy Infrastructure

The capacity and quality of the U.S. energy sector's infrastructure are key to its reliability and efficiency, as well as to its ability to accommodate new sources of supply. PI pursues these objectives by:

- Assuring sufficient reliable capacity for importing, refining, generating, and distributing energy within the North America:
- Encouraging increased private investment in the North American Liquid Natural Gas (LNG) market, oil refining and energy distribution systems.
- Assessing options for ensuring that U.S. refining and distribution systems can accommodate the introduction of fuels derived from unconventional oils, synthetic fuels and other new energy resources.
- Exploring options for creating a motor vehicle fuel distribution system that is capable of accommodating new technologies and fuels, including biofuels, net-based electricity for plug-in hybrids and, ultimately, hydrogen.

### Energy Productivity

The economic efficiency of the U.S. energy sector is critical to the success of the U.S. economy. Well functioning and competitive energy markets are one means of ensuring that productivity, but this objective is also supported by the development and deployment of improved energy supply and end-use technologies. PI pursues these objectives by:

- Encouraging the development of innovative financing mechanisms and incentives to accelerate the introduction of new supply and end-use technologies.
- Developing strategies and policies that foster energy efficiency investments domestically and internationally, including expansion of energy efficiency standards where appropriate.
- Ensuring that existing efforts to encourage or require improved energy efficiency maximize the long term benefits for consumers.

**Policy and International Affairs  
Program Direction**

**Funding Profile by Category**

(dollars in thousands/whole FTEs)

	FY 2009	FY 2010	FY 2011
Headquarters			
Salaries and Benefits	16,014	16,331	16,331
Travel	724	740	740
Other Related Expenses	2,731	2,225	2,225
Total, Headquarters	19,469	19,296	19,296
Total, Full Time Equivalents	120	120	120

**Detailed Justification**

(dollars in thousands)

	FY 2009	FY 2010	FY 2011
<b>Salaries and Benefits</b>	<b>16,014</b>	<b>16,331</b>	<b>16,331</b>

In FY 2011, most of PI's program work will be performed by federal personnel. This includes salary and wages, overtime pay, cash incentive awards, lump sum leave payments and performance awards.

<b>Travel</b>	<b>724</b>	<b>740</b>	<b>740</b>
---------------	------------	------------	------------

These funds are used for international travel to support Departmental global dialogue addressing energy security issues, as well as domestic travel to encourage our national energy policy initiatives and programs. They also fund travel to meetings relevant to domestic and international energy, science and technology, and environmental policies, as well as meetings with stakeholders and energy policy professionals.

<b>Other Related Expenses</b>	<b>2,731</b>	<b>2,225</b>	<b>2,225</b>
-------------------------------	--------------	--------------	--------------

The FY 2011 request provides funding for various operating expenses including working capital fund expenditures, information technology support and acquisition, LAN administration, E-Gov, subscriptions, training, and interpreters.

<b>Subtotal, Program Direction</b>	<b><u>19,469</u></b>	<b><u>19,296</u></b>	<b><u>19,296</u></b>
<b>Total, Program Direction</b>	<b>19,469</b>	<b>19,296</b>	<b>19,296</b>

**Explanation of Funding Changes**

FY 2011 vs. FY 2010 (\$000)
-----------------------------------

**Total Funding Change, Program Direction**

---

**0**

**Other Related Expenses by Category**

(dollars in thousands)

Other Related Expenses	FY 2009	FY 2010	FY 2011
Training	101	103	103
Working Capital Fund	1,770	1,809	1,809
Miscellaneous	860	313	313
Total, Other Related Expenses	2,731	2,225	2,225

**Policy Analysis and Systems Studies  
Funding Schedule by Activity**

(dollars in thousands)

	FY 2009	FY 2010	FY 2011
Policy Analysis and Systems Studies	1,000	1,159	1,159

Some of the program work of PI is accomplished via contract efforts funded in Policy Analysis and System Studies. PI often requires access to policy analysis tools, data and economic models available only in the private sector.

**Detailed Justification**

(dollars in thousands)

	FY 2009	FY 2010	FY 2011
<b>Policy Analysis and System Studies</b>	<b>1,000</b>	<b>1,159</b>	<b>1,159</b>

- **PI Energy Modeling Activities**  
 Funding will be used to update PI's U.S. energy supply and demand models, and U.S. - and World-MARKAL models (MARKAL is a generic model used to predict the evolution over decades of specific energy systems) and other quantitative analysis tools. PI requires improved modeling capabilities in all energy sectors from primary energy (e.g., fossil fuels, renewable energy, nuclear) to energy conversion (e.g., refineries, heat production, electricity production, hydrogen production, coke ovens) to final energy products (e.g., motor fuels, electricity, hydrogen, heat) to energy technologies in final demand (e.g., industry, transport, buildings) and finally to energy service demand (e.g., travel, cooling, heating, power). These capabilities provide a greatly expanded basis to support key Administration policy initiatives with prompt and logically consistent analysis of different policy scenarios; also provides cost-benefit analysis for Administration proposals.
- **Transportation Energy Efficiency Analysis**  
 Examine fuel economy standards for light and heavy duty vehicles, methods of improving fuel economy, potential use of alternative fuel vehicles, impacts on domestic and foreign manufacturers, vehicle price impacts, and effects on safety, and air quality. Analysis will provide comparison of impacts from 2010 to 2030. Additionally methods for evaluating the effects vehicle efficiency standards have on vehicle miles travel and evaluating the energy security premium for policies that reduce petroleum consumption.
- **Energy and Water**  
 The growing demand for energy will increase demand for water to develop, transport, and process energy and energy fuels. This will impact fossil, nuclear, hydro, and biofuels. This task will quantify, at the regional level, the significance of water as a constraint on energy development. It will also identify cases in which energy development has been hampered and to ascertain the contribution of water resource limitations on energy development.

(dollars in thousands)

FY 2009	FY 2010	FY 2011
---------	---------	---------

- **S&T Policy Studies:**  
Funds will be used to conduct studies that examine what kinds of public policies will accelerate the deployment and commercialization of technologies that enhance a diverse energy supply and improve the energy infrastructure. The studies will examine various market policies that stimulate the deployment and commercialization of advanced energy supply, conversion, and demand reduction technologies.
- **Energy Market Disruptions**  
Funds will be used to continually assess the likelihood and effects of energy supply disruptions and analyze government actions to avoid or minimize adverse effects.

<b>Total, Policy Analysis and System Studies</b>	<b>1,000</b>	<b>1,159</b>	<b>1,159</b>
--	--------------	--------------	--------------

**Explanation of Funding Changes**

FY 2011 vs. FY 2010 (\$000)
-----------------------------------

<b>Total Funding Change, Policy Analysis and System Studies</b>	<b>0</b>
	<b>0</b>

**Environmental Energy Policy Analysis  
Funding Schedule by Activity**

(dollars in thousands)

	FY 2009	FY 2010	FY 2011
Environmental Energy Policy Analysis	531	528	528

PI is the Department’s lead representative in interagency, intergovernmental, and international proceedings relating to climate change. Some of the program work of PI is accomplished via contract efforts funded in Environmental Energy Policy Analysis.

**Benefits**

The U.S. and other countries require technology and policy instruments necessary to meet energy security and economic growth objectives, while at the same time improving environmental quality. This objective is pursued through the development of advanced technologies capable of substantial reductions in emissions, market-based regulatory strategies and other policies, and the initiation and active support of cooperative international and voluntary program efforts. PI activity in this area includes:

- Developing and overseeing the implementation of effective strategies for addressing the risks posed by global climate change; and
- Ensuring that environmental policies are designed to achieve key environmental objectives while minimizing their potential adverse impacts on energy security or the economy.

**Detailed Justification**

(dollars in thousands)

	FY 2009	FY 2010	FY 2011
<b>Environmental Energy Policy Analysis</b>	<b>531</b>	<b>528</b>	<b>528</b>

**• Input to Federal Rulemakings with Potential Energy Effects**

Identify key rulemaking activities that could affect energy development and use, and analyze the potential economic, energy and environmental impacts. Where such impacts appear significant, suggest alternative approaches for meeting the objectives.

**• Market Assessment of Low Green House Gas Fuels Standards**

Analysis will explore domestic and international renewable and alternative fuel production potential, the feasibility of the current petroleum fuel production, as well as the transportation and distribution infrastructure to incorporate renewable fuels, alternative fuels, and feedstocks into existing or alternative fuel in the retail market.



- **Cost-Effective Incentives for Clean Energy Market Development:**
  - Domestic. Evaluate costs/benefits of alternative policy interventions and financial instruments to spur domestic marketplace investment in commercial deployment of clean energy technologies for more efficient, productive, sustainable, and environmentally sound use of energy resources. Support development of cost-effective policy instruments which complement Administration and private sector technology innovation efforts, especially options that minimize use of federal resources, maximize use of market forces, and leverage private sector resources. Build on developed commercial risk frameworks; conduct business case studies; perform analyses that address core drivers, risks, and costs of investment in targeted energy market segments; and evaluate leading options through specific cases/pilots, focusing on industrial gasification, distributed energy and bio-refineries.
  - International. Conduct outreach, build innovative and replicable analytical and measurement tools, and form partnerships to improve the uptake of clean energy technologies in emerging markets. Drawing from experience in U.S. domestic markets and in consultation with private partners, provide leadership to other U.S. government agencies and donors in developing innovative solutions to market barriers. This includes targeted incentives, financial products, practical policies and appropriate pre-feasibility studies. Organize interagency cooperation to accomplish goals and engage other donor governments, International Financial Institutions, host governments, technology vendors, project developers, interested investors and other parties as appropriate.
  - **Integrated Analysis of Large Scale Carbon Capture and Storage (CCS) Technology**  
Project utilizes model of current and anticipated future technology options to examine feasibility of incorporating carbon capture technology as an alternative to meeting efficiency improvements for existing plants. As CCS activities progress, this analysis would support inevitable policy and legal issues that would emerge with commercialization, especially with regard to Federal and State responsibilities. To be done in collaboration with the Office of Fossil Energy.

<b>Total, Environmental Energy Policy Analysis</b>	<b>531</b>	<b>528</b>	<b>528</b>
--	------------	------------	------------

**Explanation of Funding Changes**

FY 2011 vs. FY 2010 (\$000)
-----------------------------------

<b>Total Funding Change, Environmental Energy Policy Analysis</b>	<b>0</b>	<b>0</b>	<b>0</b>
---	----------	----------	----------

## Climate Change Technology Program

### Funding Schedule by Activity

	(dollars in thousands)		
	FY 2009	FY 2010	FY 2011
Climate Change Technology Program	2,000	9,270	9,270

The Office of Policy and International Affairs has a leadership role in the area of climate change technology through the Climate Change Technology Program (CCTP).

#### Benefits

CCTP enables cost-effective greenhouse gas (GHG) reductions by accelerating the development and deployment of emission-reducing technologies. The Program carries out its work in collaboration with DOE programs and other agencies. It focuses on both near and long-term technology options within a global context.

To strengthen research, development, and demonstration, CCTP conducts portfolio analyses to identify gaps and make public investment recommendations. To accelerate deployment, CCTP identifies barriers to greater technology deployment, inventories existing policies and measures, assesses gaps, and formulates policy recommendations. To enable all of its work, CCTP carries out advanced analytics, including economic assessments that highlight the potential contributions public investment to develop new technologies as well as policy reforms to encourage deployment of existing technologies. CCTP seeks to reduce global GHG emissions and leverage U.S. investments in clean energy R&D by invigorating international cooperation on clean energy innovation and encouraging adoption of effective deployment policies.

#### Detailed Justification

	(dollars in thousands)		
	FY 2009	FY 2010	FY 2011
<b>Climate Change Technology Program (CCTP)</b>	<b>2,000</b>	<b>9,270</b>	<b>9,270</b>

The Climate Change Technology Program was created to coordinate and prioritize the Federal government's climate-related technology research, development, demonstration, and deployment programs. In FY 2010, the relevant portfolio across 10 R&D agencies amounted to \$5.2 billion, with DOE accounting for about 80% of this public investment. CCTP was authorized in EPAct 2005, Title XVI (Climate Change), Sec.1610 (d).

CCTP provides a strategic, analysis-based, and integrative view of the Federal RDD&D portfolio that cuts across individual agency and program portfolios and objectives. It seeks to develop the tools to provide a common, coherent rationale for investment prioritization. The desired result is a goal-directed, risk-adjusted,

hedged portfolio. CCTP will apply these tools, in conjunction with the Office of the Secretary and the Office of the Chief Financial Officer, to assist in assessing, informing and guiding the formulation of a strategic portfolio of Departmental investments in climate change-related technology research, development, and demonstration.

On technology deployment – an area of increasing emphasis -- CCTP will identify areas that have significant potential for GHG mitigation. It will focus on barriers to the greater application of key technologies that can affordably realize the potentials. CCTP will maintain an updated database of Federal policies and measures that address known barriers. CCTP will focus on areas believed to require increased policy attention and conduct analysis of policy options to address gaps. CCTP will formulate policy options and make recommendations.

CCTP’s investment in adaptation will be modest, addressing the concern as it pertains to energy systems. CCTP’s will focus on interactions between energy technologies and water supply and quality, including water-related needs of new technologies under development, and potential impacts on energy infrastructure of a changing climate as it may affect future water scarcity.

To enable all of its work, CCTP will strengthen its climate modeling and analytical capacities, including expanded analysis of technology options, considering sensitivity analyses covering a wide range of varying assumptions and with particular emphasis on energy technologies. CCTP will offer analytic services to other agencies where appropriate to further its mission.

**Total, Climate Change Technology Program**

2,000      9,270      9,270

**Explanation of Funding Changes**

FY 2011 vs. FY 2010 (\$000)
-----------------------------------

0  
0

**Total Funding Change, Climate Change Technology Program**



**Public Affairs  
Program Direction**

**Funding Profile by Category**

(dollars in thousands/whole FTEs)

	FY 2009	FY 2010	FY 2011
Program Direction			
Salaries and Benefits	2,633	3,000	3,000
Travel	80	90	90
Support Services	126	130	130
Other Related Expenses	941	1,280	1,280
Total, Program Direction	3,780	4,500	4,500
Full Time Equivalents	24	25	25

**Mission**

The mission of the Office of Public Affairs (PA) is to communicate information about DOE's work in a timely, accurate, and accessible way to the news media and the general public. The Office of Public Affairs directly supports the mission of the Department and the Secretary of Energy. Functions include communicating the departmental message, its policies, initiatives and information to the news media and the general public; managing and coordinating public affairs activities for DOE headquarters, field offices, and DOE laboratories; serving as DOE's primary spokesperson; responding to requests for information from the public and the news media; arranging interviews with the news media; providing speechwriting and media support services to the Secretary, Deputy Secretary and Under Secretaries; and preparing written press releases, fact sheets, electronic media and other products which communicate departmental activities.

**Detailed Justification**

(dollars in thousands)

	FY 2009	FY 2010	FY 2011
<b>Salaries and Benefits</b>	<b>2,633</b>	<b>3,000</b>	<b>3,000</b>
Salaries and benefits provide funding for up to 25 full-time permanent and other than full-time permanent employees, overtime pay, cash incentive awards, lump sum leave payments, Senior Executive Service and other performance awards.			
<b>Travel</b>	<b>80</b>	<b>90</b>	<b>90</b>
Travel budget reflects funding for PA officials to accompany the Secretary, Deputy Secretary, and Under Secretaries on official domestic and international travel, to arrange and lead media events and attend conferences and meetings with Public Affairs Field Directors to convey DOE initiatives and policies.			

(dollars in thousands)

FY 2009	FY 2010	FY 2011
---------	---------	---------

**Support Services**

**126                      130                      130**

Provides funding for professional support services for producing the daily news clips, radio/TV monitoring and transcription services; on-line research and newswire services (Lexis/Nexis, Bacon’s), Federal News, Critical Mention (a broadcast monitoring service) Hotline/Greenwire, and library reference materials; and for technical support services (maintenance and software upgrades for the Content Management System), and funding for E-Gov initiatives.

• Subscriptions	71	73	73
• IT Services	50	52	52
• Publications	5	5	5

**Other Related Expenses**

**941                      1,280                      1,280**

Other related expenses include the Working Capital Fund, which covers items such as office space, building operations and maintenance, postage, telephone service, printing and graphics, copying, desktop services, supplies, equipment, personnel security investigations; employee training and development services; operating and maintenance costs of the Standard Accounting and Reporting System (STARS); purchase of goods and services from government accounts (IT services provided under the eXCITE initiative); and communications products and services.

• Working Capital Fund	733	750	750
• Training	6	15	15
• eXCITE	96	100	100
• Other miscellaneous administrative support services	106	10	0
• Communications products and services	0	405	405

**Total, Program Direction                      3,780                      4,500                      4,500**

**Explanation of Funding Changes**

FY 2011 vs. FY 2010 (\$000)
-----------------------------------

**Salaries and Benefits**

No change.

0

**Travel**

No change.

0

**Support Services**

No change.

0

**Departmental Administration/  
Public Affairs/  
Program Direction**

FY 2011 vs. FY 2010 (\$000)
-----------------------------------

**Other Related Expenses**

No Change

**Total Funding Change, Program Direction**

0
<b>0</b>

**Support Services by Category**

(dollars in thousands)

	FY 2009	FY 2010	FY 2011
Technical Support			
Management Support Services	126	130	130
	126	130	130

**Other Related Expenses by Category**

(dollars in thousands)

	FY 2009	FY 2010	FY 2011
Other Related Expenses			
Purchase of Good & Services from Gov't Accounts (eXCITE)	96	100	100
Training	6	15	15
Working Capital Fund	733	750	750
Other miscellaneous administrative support services	106	10	10
Communications products and services	0	405	405
<b>Total, Other Related Expenses</b>	<b>941</b>	<b>1,280</b>	<b>1,280</b>





**Cost of Work for Others**  
**Funding Profile by Category**

	(dollars in thousands)		
	FY 2009	FY 2010	FY 2011
<b>Products Sold:</b>			
Savannah River Ops Office.....	6,200	6,200	6,200
<b>Services Performed:</b>			
NNSA Service Center	7,150	7,150	7,150
Chicago Operations Office	3,746	3,746	3,746
Lawrence Berkeley Laboratory	2,866	2,866	2,866
Oak Ridge National Laboratory	9,861	9,861	9,861
Pacific Northwest Laboratory	144	144	144
Savannah River Ops Office	16,370	15,370	16,370
Richland Operations Office	550	550	550
National Energy Technology Laboratory	300	300	300
National Renewable Energy Laboratory	200	200	200
New Brunswick Laboratory	150	150	150
Idaho Operations Office	1,000	1,000	1,000
Subtotal, Services Performed.....	42,337	41,337	42,337
Subtotal, Cost of Work for Others..	48,537	47,537	48,537

**Description**

The Cost of Work for Others (CWO) program provides funding to the Department of Energy's (DOE) multi-purpose field offices and national laboratories to finance the cost of products and services requested by non-DOE users, both foreign and domestic. The products and services provided by the Department under this program generally are not available from alternate sources and 1) are a revenue program which results from a budgeted mission of the Department; or, 2) are reimbursable work for non-federal entities where the sponsor is precluded by law from providing advance funding. The costs of the Cost of Work for Others program are offset by revenues received from the sale of products and services to customers.

The Cost of Work for Others Program includes a portion of the Department's Foreign Research Reactor Spent Fuel Program. This program which involves the receipt and storage of foreign research reactor spent fuel is provided for in the Cost of Work for Others Program only to the extent of revenues provided.

**Benefits**

The benefits for this program are: continued access to the Department's laboratory complex, and the availability of by-products for sale to non-federal customers. The CWO program satisfies the needs of our non-federal customers. For this reason, performance evaluation for this work is the responsibility of

our customers. The success of this program is indicated by the steady stream of business from the targeted groups.

### Detailed Justification

(dollars in thousands)

FY 2009	FY 2010	FY 2011
---------	---------	---------

#### Products Sold

- **Savannah River Operations Office** **6,200**      **6,200**      **6,200**

Supports forest management and the sale of timber by U.S. Forest Service. This funding level was derived based on the personnel costs for the 49 full time equivalent employees (FTEs) of the U.S. Forest Service who support the Savannah River Timber Management Program, and the historical costs, adjusted for inflation, associated with contractual support for services, radio maintenance, reforestation activities, surveying and monitoring of protected, endangered, and threatened species, archeology surveys and various research studies.

- Services Performed** **42,337**      **41,337**      **42,337**

- **NNSA Service Center** **7,150**      **7,150**      **7,150**

Provides miscellaneous services for state and local governments, such as the shipment of surplus HEU and Low Enriched Uranium (LEU) from Y-12 for use in foreign research and test reactors; homeland security training activities for state and local governments; water quality studies in support of the California State Water Resources Control Board by Lawrence Livermore National Laboratory; systems engineering oversight in addressing the threat of terrorism in the maritime industry for the Port of Los Angeles by Sandia National Laboratory and training, mentorship and laboratory capabilities in the area of biomaterial interfaces and systems research for the University of Arizona by Sandia National Laboratory.

- **Chicago Operations Office** **3,746**      **3,746**      **3,746**

Funding will support research for protection of public health and safety. Proposals are in process to Amtrak, NY Metro, NY Transit and Baltimore Metro to aid in the protection of these cities transit systems. In addition, work is to be performed in support of Illinois Department of Transportation, and the City of Chicago.

- **Lawrence Berkeley Laboratory** **2,866**      **2,866**      **2,866**

Work is in support of various state and local government sponsors, and universities in the areas of indoor and outdoor air quality, water research, basic biological, environmental energy and genomic research.

- **Oak Ridge National Laboratory** **9,861**      **9,861**      **9,861**

Funding will support: 1) research and development for bioassay samples; 2) provide dosimetry services; 3) provide support for the joint ORNL-TVA high-performance Research and Education computer network being constructed across Tennessee and into Mississippi; 4) provide support for deployment of a world class HPC environment of unprecedented capability and capacity to empower U.S. academic research community; 5) work in computational chemistry with University of Tennessee (UT); and 10) R&D support to various universities including the University of Tennessee.

- **Pacific Northwest Laboratory** **144**      **144**      **144**

Supports water resources modeling for King County, Washington, and other municipalities.

(dollars in thousands)

	FY 2009	FY 2010	FY 2011
▪ <b>Savannah River Operations Office</b>	<b>16,370</b>	<b>15,370</b>	<b>16,370</b>
Receive, manage and provide interim storage of Foreign Research Reactor Spent Nuclear Fuel. The funding level was derived based on the historical transportation cost of a shipment from a country, unloading costs for a shipment at the port, satellite tracking costs, and overland shipment support activities such as emergency preparedness training and other needs of the country involved with the shipment. Facility operating costs based on allocation of incremental costs at the facility (and supporting organizations) to receive and unload foreign casks.			
▪ <b>Richland Operations Office</b>	<b>550</b>	<b>550</b>	<b>550</b>
Supports the Volpentest HAMMER Training and Education Center. Training covers all elements of worker health and safety as well as hazardous waste worker and radiological worker training, general construction industry programs, fire response and environmental restoration programs.			
▪ <b>National Energy Technology Laboratory</b>	<b>300</b>	<b>300</b>	<b>300</b>
Funding will support Fossil Energy related in-house research and development efforts conducted for State government entities.			
▪ <b>National Renewable Energy Laboratory</b>	<b>200</b>	<b>200</b>	<b>200</b>
Funding will support Renewable Energy Technology deployment and Energy Efficiency efforts conducted for state governments or state government sub-units.			
▪ <b>New Brunswick Laboratory</b>	<b>150</b>	<b>150</b>	<b>150</b>
Supports the State of Maryland in the use of coal combustion by-products for the prevention and reduction of water pollution. Develop and implement new technologies and approaches that will prevent acid mine drainage formation and reduce its impact.			
▪ <b>Idaho Operations Office</b>	<b>1,000</b>	<b>1,000</b>	<b>1,000</b>
Under the DOE non-proliferation mission, Idaho accepts Foreign Research Reactor (FRR) spent nuclear fuel from low income and high income countries. Funds will support anticipated shipments from Japan.			
<b>Total, Cost of Work for Others</b>	<b>48,537</b>	<b>47,537</b>	<b>48,537</b>

### Explanation of Funding Changes

FY 2011 vs. FY 2010 (\$000)
-----------------------------------

#### Products Sold:

There is no change from FY 2010 to FY 2011 0

#### Services Provided:

The increase is due to additional costs associated with shipment of the Foreign Research Reactor Spent Nuclear Fuel from other countries. +1,000

**Total Funding Change, Cost of Work for Others** **+1,000**

**Revenues Associated with Cost of Work for Others  
Funding Profile by Category**

**REVENUE TABLE**

	(dollars in thousands)		
	FY 2009	FY 2010	FY 2011
<b>Products Sold:</b>			
Savannah River Ops Office.....	-6,200	-6,200	-6,200
<b>Services Performed:</b>			
NNSA Service Center	-7,150	-7,150	-7,150
Chicago Operations Office	-3,746	-3,746	-3,746
Lawrence Berkeley Laboratory	-2,866	-2,866	-2,866
Oak Ridge National Laboratory	-9,861	-9,861	-9,861
Pacific Northwest Laboratory	-144	-144	-144
Savannah River Ops Office	-16,370	-16,370	-16,370
Richland Operations Office	-550	-550	-550
National Energy Technology Laboratory	-300	-300	-300
National Renewable Energy Laboratory	-200	-200	-200
New Brunswick Laboratory	-150	-150	-150
Idaho Operations Office	-1,000	-1,000	-1,000
Subtotal, Services Performed.....	-42,337	-42,337	-42,337
<b>Total, Associated Revenues</b>	-48,537	-48,537	-48,537

**Description**

Associated Revenues represents the full-cost recovery offset to the Cost of Work for Others account, the program associated with providing products and services to our customers.

**Detailed Justification**

(dollars in thousands)

FY 2009	FY 2010	FY 2011
---------	---------	---------

**Products Sold**

▪ <b>Savannah River Operations Office</b>	<b>-6,200</b>	<b>-6,200</b>	<b>-6,200</b>
---	---------------	---------------	---------------

Supports forest management and the sale of timber by U.S. Forest Service. This funding level was derived based on the personnel costs for the 49 full time equivalent employees (FTEs) of the U.S. Forest Service who support the Savannah River Timber Management Program, and the historical costs, adjusted for inflation, associated with contractual support for services, radio maintenance, reforestation activities, surveying and monitoring of protected, endangered, and threatened species, archeology surveys and various research studies.

(dollars in thousands)

FY 2009	FY 2010	FY 2011
---------	---------	---------

<b>Services Performed</b>	<b>-42,337</b>	<b>-42,337</b>	<b>-42,337</b>
<ul style="list-style-type: none"> <li> <p>▪ <b>NNSA Service Center</b> <span style="float: right;"><b>-7,150</b></span></p> <p>Provides miscellaneous services for state and local governments, such as the shipment of surplus HEU and Low Enriched Uranium (LEU) from Y-12 for use in foreign research and test reactors; homeland security training activities for state and local governments; water quality studies in support of the California State Water Resources Control Board by Lawrence Livermore National Laboratory; systems engineering oversight in addressing the threat of terrorism in the maritime industry for the Port of Los Angeles by Sandia National Laboratory and training, mentorship and laboratory capabilities in the area of biomaterial interfaces and systems research for the University of Arizona by Sandia National Laboratory.</p> </li> <li> <p>▪ <b>Chicago Operations Office</b> <span style="float: right;"><b>-3,746</b></span></p> <p>Funding will support research for protection of public health and safety. Proposals are in process to Amtrak, NY Metro, NY Transit and Baltimore Metro to aid in the protection of these cities transit systems. In addition, work is to be performed in support of Illinois Department of Transportation, and the City of Chicago.</p> </li> <li> <p>▪ <b>Lawrence Berkeley Laboratory</b> <span style="float: right;"><b>-2,866</b></span></p> <p>Work is in support of various state and local government sponsors, and universities in the areas of indoor and outdoor air quality, water research, basic biological, environmental energy and genomic research.</p> </li> <li> <p>▪ <b>Oak Ridge National Laboratory</b> <span style="float: right;"><b>-9,861</b></span></p> <p>Funding will support: 1) research and development for bioassay samples; 2) provide dosimetry services; 3) provide support for the joint ORNL-TVA high-performance Research and Education computer network being constructed across Tennessee and into Mississippi; 4) provide support for deployment of a world class HPC environment of unprecedented capability and capacity to empower U.S. academic research community; 5) work in computational chemistry with University of Tennessee (UT); and 10) R&amp;D support to various universities including the University of Tennessee.</p> </li> <li> <p>▪ <b>Pacific Northwest Laboratory</b> <span style="float: right;"><b>-144</b></span></p> <p>Supports water resources modeling for King County, Washington, and other municipalities.</p> </li> <li> <p>▪ <b>Savannah River Operations Office</b> <span style="float: right;"><b>-16,370</b></span></p> <p>Receive, manage and provide interim storage of Foreign Research Reactor Spent Nuclear Fuel. The funding level was derived based on the historical transportation cost of a shipment from a country, unloading costs for a shipment at the port, satellite tracking costs, and overland shipment support activities such as emergency preparedness training and other needs of the country involved with the shipment. Facility operating costs based on allocation of incremental costs at the facility (and supporting organizations) to receive and unload foreign casks.</p> </li> </ul>	<b>-7,150</b>	<b>-7,150</b>	<b>-7,150</b>
	<b>-3,746</b>	<b>-3,746</b>	<b>-3,746</b>
	<b>-2,866</b>	<b>-2,866</b>	<b>-2,866</b>
	<b>-9,861</b>	<b>-9,861</b>	<b>-9,861</b>
	<b>-144</b>	<b>-144</b>	<b>-144</b>
	<b>-16,370</b>	<b>-16,370</b>	<b>-16,370</b>

(dollars in thousands)

FY 2009	FY 2010	FY 2011
---------	---------	---------

▪ <b>Richland Operations Office</b>	<b>-550</b>	<b>-550</b>	<b>-550</b>
Supports the Volpentest HAMMER Training and Education Center. Training covers all elements of worker health and safety as well as hazardous waste worker and radiological worker training, general construction industry programs, fire response and environmental restoration programs.			
▪ <b>National Energy Technology Laboratory</b>	<b>-300</b>	<b>-300</b>	<b>-300</b>
Funding will support Fossil Energy related in-house research and development efforts conducted for State government entities.			
▪ <b>National Renewable Energy Laboratory</b>	<b>-200</b>	<b>-200</b>	<b>-200</b>
Funding will support Renewable Energy Technology deployment and Energy Efficiency efforts conducted for state governments or state government sub-units.			
▪ <b>New Brunswick Laboratory</b>	<b>-150</b>	<b>-150</b>	<b>-150</b>
Supports the State of Maryland in the use of coal combustion by-products for the prevention and reduction of water pollution. Develop and implement new technologies and approaches that will prevent acid mine drainage formation and reduce its impact.			
▪ <b>Idaho Operations Office</b>	<b>-1,000</b>	<b>-1,000</b>	<b>-1,000</b>
Under the DOE non-proliferation mission, Idaho accepts Foreign Research Reactor (FRR) spent nuclear fuel from low income and high income countries. Shipments in FY 2008 will be funded with prior year unobligated balances. Funds will support anticipated shipments from Japan.			
<b>Total, Cost of Work for Others</b>	<b>-48,537</b>	<b>-48,537</b>	<b>-48,537</b>

### Explanation of Funding Changes

FY 2011 vs. FY 2010 (\$000)
-----------------------------------

#### Products Sold:

There is no change from FY 2009 to FY 2010.

0

#### Services Provided:

There is no change from FY 2009 to FY 2010.

0

#### Total Funding Change, Costs of Work for Others, Associated Revenues

0

**Miscellaneous Revenues**  
**Funding Profile by Category**

(dollars in thousands)

	FY 2009	FY 2010	FY 2011
Total, Miscellaneous Revenues.....	-68,780	-71,203	-71,203

**Description**

Miscellaneous Revenues are received from the sale of by-products that have no cost associated with the Departmental Administration appropriation. These items are by-products of activities funded by other on-going departmental programs and are collected as miscellaneous revenues. Included in this estimate are revenues collected from the Reimbursable Work program for Federal Administrative Charges.

**Detailed Justification**

(dollars in thousands)

	FY 2009	FY 2010	FY 2011
<b>Miscellaneous Revenues</b>	<b>-68,780</b>	<b>-71,203</b>	<b>-71,203</b>

The Department expects to collect miscellaneous revenues from the following sources in FY 2009 through FY 2011.

- **Federal Administrative Charges** – Revenues collected from other federal agencies as well as non-federal entities for Reimbursable activity conducted by the Department in accordance with full-cost recovery policy.
- **Idaho Operations Office** - Costs incurred at the Idaho Chemical Processing Plant for handling and basin storage of spent fuel cores for the Department of Navy.
- **Pittsburgh Naval Reactors Office** - The Department of the Navy reimburses the Pittsburgh Naval Reactors Office for the nuclear material burn-up while the core is in operation.
- **Other Revenues** - Estimate based on current rate of collections for various miscellaneous revenues collected at all Departmental sites.





# **Inspector General**

# **Inspector General**

## **Office of Inspector General**

### **Proposed Appropriation Language**

For necessary expenses of the Office of the Inspector General in carrying out the provisions of the Inspector General Act of 1978, as amended, [~~\$51,927,000~~] *\$42,850,000*, to remain available until expended.





## **Benefits**

The OIG continues to make positive contributions to the Department's mission-related priorities by identifying opportunities for cost savings, improvements in program and operational performance and efficiency; and, programs that no longer serve their intended purpose. Audit and inspection activities target the efficient and effective operation of the Department and its energy, science and national security mission. Also, through an aggressive investigations program, the OIG will bring to justice those attempting to defraud the Department and the taxpayers. Currently there are 213 investigations in process, which focus on significant criminal enterprises that affect the Department's diverse activities. Examples of OIG successes and areas for future emphasis are:

- Sustaining record of attaining fines, settlements and recoveries for the Federal government, which totaled approximately \$106 million in FY 2008 and FY 2009. Specifically, the OIG:
  - Investigates cases in areas that threaten public health, contract and grant fraud, cyber security and information technology cases that often result in significant monetary returns to the Department.
  - Is currently working on 16 Qui Tam lawsuits totaling \$295 million. A recent investigation of a Qui Tam complaint, involving the sale of defective materials and the submission of false statements/claims resulted in several companies agreeing to pay the Government in excess of \$46 million.
  - Participates in multi-agency taskforce investigations that may involve the Department in larger schemes to defraud the Government.
- Making recommendations that funds be put to better use which in recent years have included issuing approximately 260 reports with recommendations identifying approximately \$658 million in savings and questioned costs. The OIG will continue to:
  - Review approximately \$123 billion in loan guarantee authorities for the development of innovative energy efficiency and conservation, nuclear energy, fossil technologies, and advanced technology vehicle manufacturing.
  - Review \$25 billion in loan authority for the Advanced Technology Vehicle Manufacturing Loan Program.
  - Review approximately \$34 billion in grants and cooperative agreements for energy efficiency and conservation measures, carbon capture and sequestration techniques, modernize the electricity grid, environmental cleanup, science construction programs, and advanced battery facilities, including the Department's weatherization assistance program for low-income residents and other energy efficiency assistance programs including State Energy and Energy Efficiency and Conservation Block Grants programs.

- Evaluate the effectiveness of major environmental cleanup areas, such as the Hanford site, which totals over \$1.9 billion.
- Evaluate major national security programs, including the National Nuclear Security Administration's nonproliferation and weapons life center efforts.

**Means and Strategies**

The OIG will continue to promote the effective, efficient, and economical operation of the Department of Energy, including the NNSA and the FERC, by performing audits, investigations, inspections, and other reviews; and, detecting and preventing fraud, waste, abuse, and violations of law. The OIG serves as a positive agent of management reform by evaluating the performance of the Department's programs and operations as they relate to the President's key Management Agenda, the Department's and Secretary's priorities, and the most serious management challenges facing the Department.

**Validation and Verification**

To validate and verify program performance the OIG will use data source validation that will include reports and reviews conducted by our auditors, investigators, and inspectors, as reported in the OIG Semiannual Reports to Congress and included in non-public reports. Data is stored in the OIG Energy Inspector General Project Tracking System (EIGPT).

Verification is documented through the OIG's compliance with policies and procedures, Government Accountability Office (GAO) Government Auditing Standards (Yellow Book), the Council of the Inspectors General on Integrity and Efficiency (CIGIE) Quality Standards for Investigations, and Quality Standards for Inspections, as well as internal and external peer reviews.



**Annual Performance Targets and Results**

**Secretarial Goal:** N/A

**GPRM Unit Program Goal:** N/A

FY PY-3	FY PY-2	FY PY-1	FY PY	FY CY	FY BY	FY BY+1	FY BY+2	FY BY+3	FY BY+4
FY 2006	FY 2007	FY 2008	FY 2009	FY 2010	FY 2011	FY 2012	FY 2013	FY 2014	FY 2015

**Performance Measure:** Efficiency- Conduct reviews relating to: (1) the President’s Management Agenda; (2) the Secretary’s Priorities; and the OIG identified Management Challenges.

T: N/A A: N/A	T: 60 A: 81	T: 60 A: 83	T: 63 A: 79	T: 66 A: N/A	T: 63 A: N/A	T: 63 A: N/A	T: 63 A: N/A	T: 63 A: N/A	T: 63 A: N/A
------------------	----------------	----------------	----------------	-----------------	-----------------	-----------------	-----------------	-----------------	-----------------

**Performance Measure:** Effectiveness- Complete by statutory due date, the Department’s consolidated financial statement audit to determine whether the financial statements are free from material misstatement.

T: N/A A: N/A	T: 1 A: 1	T: 1 A: 1	T: 1 A: 1	T: 1 A: N/A	T: 1 A: N/A	T: 1 A: N/A	T: 1 A: N/A	T: 1 A: N/A	T: 1 A: N/A
------------------	--------------	--------------	--------------	----------------	----------------	----------------	----------------	----------------	----------------

T: A:	T: A:	T: A:	T: A:	T: A:	T: A:	T: A:	T: A:	T: A:	T: A:
----------	----------	----------	----------	----------	----------	----------	----------	----------	----------

The examples above clearly explain the performance of annual targets against long-term measures in quantitative detail.

*Use this space to footnote relevant changes in performance measure text and targets over time, including measures that have been added or removed.*

## Program Direction

### Funding Profile by Category

(dollars in thousands/whole FTEs)

	FY 2009	FY 2010	FY 2011
Los Alamos Site Office			
Los Alamos National Laboratory			
Salaries and Benefits	857	405	375
Travel	48	32	20
Support Services	0	0	0
Other Related Expenses	27	31	20
Total, Los Alamos Site Office	932	468	415
Full Time Equivalents	7	3	3
NNSA Service Center			
Albuquerque Operations Office			
Salaries and Benefits	4,286	4,042	3,764
Travel	238	324	204
Support Services	0	0	0
Other Related Expenses	181	292	208
Total, NNSA Service Center	4,705	4,658	4,176
Full Time Equivalents	35	30	30
Chicago Operation/Princeton Plasma Physics Lab.			
Salaries and Benefits	979	1,347	1,255
Travel	55	107	68
Support Services	0	0	0
Other Related Expenses	31	97	70
Total, Chicago Operations/Princeton Plasma Physics Lab.	1,065	1,551	1,393
Full Time Equivalents	8	10	10
Western Area Power Administration			
Denver Western Area Power Administration			
Salaries and Benefits	979	1,617	1,380
Travel	55	129	75
Support Services	0	0	0
Other Related Expenses	31	117	77
Total, Western Area Power Administration	1,065	1,863	1,532
Full Time Equivalents	8	12	11
Idaho Operations Office			
Idaho National Laboratory			
Salaries and Benefits	857	943	878
Travel	48	75	48
Support Services	0	0	0
Other Related Expenses	27	68	49
Total, Idaho Operations Office	932	1,086	975
Full Time Equivalents	7	7	7

(dollars in thousands/whole FTEs)

	FY 2009	FY 2010	FY 2011
Pittsburgh Naval Reactors Office			
Pittsburgh Naval Reactors Office			
Salaries and Benefits	1,470	2,695	2,634
Travel	82	215	143
Support Services	0	0	0
Other Related Expenses	47	195	145
Total, Pittsburgh Naval Reactors Office	1,599	3,105	2,922
Full Time Equivalents	12	20	21
Nevada Site Office			
Las Vegas			
Salaries and Benefits	1,102	1,347	1,129
Travel	61	108	61
Support Services	0	0	0
Other Related Expenses	35	97	62
Total, Nevada Site Office	1,198	1,552	1,252
Full Time Equivalents	9	10	9
Livermore Site Office			
Lawrence Livermore National Lab			
Salaries and Benefits	2,204	2,290	2,133
Travel	123	182	116
Support Services	0	0	0
Other Related Expenses	115	165	118
Total, Livermore Site Office	2,442	2,637	2,367
Full Time Equivalents	18	17	17
Oak Ridge Operations Office			
Oak Ridge National Laboratory			
Salaries and Benefits	4,653	4,715	4,391
Travel	259	376	238
Support Services	0	0	0
Other Related Expenses	148	342	242
Total, Oak Ridge Operations Office	5,060	5,433	4,871
Full Time Equivalents	38	35	35
Richland Operations Office			
Richland			
Salaries and Benefits	1,837	2,425	2,133
Travel	102	194	116
Support Services.	0	0	0
Other Related Expenses	59	176	118
Total, Richland Operations Office	1,998	2,795	2,367
Full Time Equivalents	15	18	17

(dollars in thousands/whole FTEs)

	FY 2009	FY 2010	FY 2011
<b>Savannah River Operations Office</b>			
Savannah River Site			
Salaries and Benefits	1,592	1,751	1,631
Travel	89	139	89
Support Services	0	0	0
Other Related Expenses	51	127	90
Total, Savannah River Operations Office	1,732	2,017	1,810
Full Time Equivalents	13	13	13
<b>Washington Headquarters</b>			
Salaries and Benefits	6,490	6,602	6,147
Travel	361	527	334
Support Services	243	241	322
Other Related Expenses	1,393	2,779	1,647
Total, Washington Headquarters	8,487	10,149	8,450
Full Time Equivalents	53	49	49
<b>Field Services Activities in Washington, D.C.</b>			
Salaries and Benefits	3,184	4,446	4,140
Travel	177	355	225
Support Services	119	161	150
Other Related Expenses	661	1,805	944
Total, Field Services Activities	4,141	6,767	5,459
Full Time Equivalents	26	33	33
<b>D.C. Field Sites (Germantown)</b>			
Salaries and Benefits	3,674	2,964	3,011
Travel	204	237	163
Support Services	12,045	3,509	1,073
Other Related Expenses	648	1,136	614
Total, D.C. Field Sites	16,571	7,846	4,861
Full Time Equivalents.	30	22	24
<b>Total Program Direction</b>			
Salaries and Benefits	34,164	37,589	35,001
Travel	1,902	3,000	1,900
Support Services	12,407	3,911	1,545
Other Related Expenses	3,454	7,427	4,404
Total, Program Direction	51,927	51,927	42,850
Total, Full Time Equivalents	279	279	279

## Detailed Justification

(dollars in thousands)

FY 2009	FY 2010	FY 2011
---------	---------	---------

**Salaries and Benefits**

**34,164      37,589      35,001**

The OIG employs auditors, investigators, and inspectors to detect and prevent fraud, waste, abuse, and violations of law and to promote economy, efficiency, and effectiveness in the operations of the Department. Additionally, this line item includes costs associated with permanent change of station moves to relocate staff to sites with critical needs, and the transit subsidy program. The OIG will also acquire personnel (steady-state 279 FTEs from FY 2009) with specialized skill sets (e.g., Certified Public Accountants, Technology Crime Investigators, Certified Fraud Examiners) in order to expertly address the significant Departmental challenges in its programs and operations. It is the OIG's intent to pay for certifications and credentials (consistent with the Inspector General community), in order to retain highly qualified employees.

**Travel**

**1,902      3,000      1,900**

Extensive travel is required to make first-hand observations of conditions and review original records at DOE sites; conduct interviews; follow up on leads; meet with subjects, witnesses, and U.S. Attorneys; and appear in court.

**Support Services**

**12,407      3,911      1,545**

- **Audit Contract/FISMA**

11,907      3,400      965

The OIG will use the existing audit contract to perform FISMA work for DOE and FERC starting in FY 2010.

- **eXCITE**

475      485      455

The eXCITE requirement is the Information Technology (IT) desktop and application hosting support for services at Headquarters. This requirement is funded by the OIG, but is managed by the Department's Office of the Chief Information Officer.

- **EIGPT**

25      26      125

Funding for EIGPT is required for ORACLE application maintenance, data base upgrades, annual system review, ad hoc programming, as well as certification and accreditation.

(dollars in thousands)

FY 2009	FY 2010	FY 2011
---------	---------	---------

<b>Other Related Expenses</b>	<b>3,454</b>	<b>7,427</b>	<b>4,404</b>
▪ <b>Working Capital Fund</b>	2,055	2,067	2,101
Funding is required for the OIG's share of the DOE Working Capital Fund (WCF).			
▪ <b>Information Technology Purchases</b>	300	368	300
Information Technology funding supports the cyclical replacement of computer hardware and software, primarily for purchases not covered under eXCITE. This funding also includes forensic hardware and software required to accomplish our investigative responsibilities.			
▪ <b>Training</b>	438	700	503
Training is critical for OIG staff to maintain required levels of proficiency and comply with the Inspector General Act by meeting GAO training requirements. Training is also needed to support the Council of the Inspectors General on Integrity and Efficiency standards, Hotline requirements, review and investigation of technological and computer systems and crimes, and succession planning requirements.			
▪ <b>Other Expenses</b>	661	4,292	1,500
Funding for other expenses include miscellaneous supplies, materials, publications, subscriptions, mandatory physicals for investigators, settlements and attorney fees, personnel security investigations, mandatory support of the Council of the Inspector General on Integrity and Efficiency and other services. General support at the field sites is provided by DOE.			
<b>Total, Program Direction</b>	<b>51,927</b>	<b>51,927</b>	<b>42,850</b>

## Explanation of Funding Changes

FY 2011 vs. FY 2010 (\$000)
-----------------------------------

### Salaries and Benefits

Decrease in Salaries and Benefits is a result of funds received in FY 2010 to cover the costs for personnel hired to work on ARRA requirements. -2,588

### Travel

Decrease in Travel is a result of funds received in FY 2010 to cover the travel requirements associated with ARRA requirements. -1,100

### Support Services

- **Audit Contract-** Decrease is a result of the OIG hiring federal personnel instead of contractors with funds received in FY 2010 to conduct testing at the state and local levels in areas such as Weatherization, Conservation, Block Grants, and State Energy programs. -2,435
- **eXCITE-** Decrease is a result of funds received in FY 2010 to cover costs associated with eXCITE for personnel hired to work on ARRA requirements. -30
- **EIGPT-** Increase is to modernize and add capabilities to EIGPT. The database is central to the OIG's ability to house and maintain a significant amount of data used in audits, investigations, and inspections, and provides statistics for congressionally mandated reporting purposes. +99

### Other Related Expenses

- **Working Capital Fund-** Increase in funding is to support new corporate processes that will be financed in the Working Capital Fund. +34
- **IT Purchases-** Decrease is a result of funds received in FY 2010 to cover the costs of IT purchases for personnel hired to work on ARRA requirements. -68
- **Training-** Decrease is a result of funds received in FY 2010 to cover the training costs for personnel hired to work on ARRA requirements. -197
- **Other Expenses-** Decrease is a result of funds received in FY 2010 to cover the cost of expenses for personnel working on ARRA requirements. -2,792

<b>Total Funding Change, Program Direction</b>	<b>-9,077</b>
--	---------------

### Support Services by Category

	(dollars in thousands)		
	FY 2009	FY 2010	FY 2011
Management Support			
Consulting Services	11,907	3,400	965
IT Services	500	511	580
Total, Management Support	12,407	3,911	1,545
Total, Support Services	12,407	3,911	1,545

### Other Related Expenses by Category

	(dollars in thousands)		
	FY 2009	FY 2010	FY 2011
Other Related Expenses			
Working Capital Fund	2,055	2,067	2,101
Training	438	700	503
Other	961	4,660	1,800
Total, Other Related Expenses	3,454	7,427	4,404

The following table provides detailed information on the development of the budget request for the Office of Inspector General (IG). The table identifies the initial FY 2011 IG budget request, the FY 2011 President's Budget Request for the IG, funding requested to support training and the Council of the Inspectors General on Integrity and Efficiency in accordance with provisions of the Inspector General Reform Act of 2008 (Pub. L. No. 110-409).

	(dollars in thousands)
	FY 2011
FY 2011 Initial Inspector General Budget Request	45,106
FY 2011 President's Budget Request for the Office of Inspector General	42,850
Training	503
Support Funding for Council of the Inspectors General on Integrity and Efficiency	394

The FY 2011 Budget Request will support the ability of the Office of Inspector General to perform the duties and missions of the office.



**Advanced Technology  
Vehicles Manufacturing  
Loan Program**

**Advanced Technology  
Vehicles Manufacturing  
Loan Program**

## **Advanced Technology Vehicles Manufacturing Loan Program**

### **Proposed Appropriation Language**

For administrative expenses in carrying out the Advanced Technology Vehicles Manufacturing Loan Program, [~~\$20,000,000~~] \$9,998,000, to remain available until expended. (Energy and Water Development and Related Agencies Appropriations Act, [2010] 2011.)

### **Explanation of Change**

The changes to the appropriation language include requesting \$9,998,000 for administrative expenses in FY 2011 versus the \$20,000,000 provided in FY 2010.



## Advanced Technology Vehicles Manufacturing Loan Program

### Overview

#### Appropriation Summary by Program

(dollars in thousands)

	FY 2009 Current Appropriation	FY 2009 Current Recovery Act Appropriation	FY 2010 Current Appropriation	FY 2011 Request
Advanced Technology Vehicles Manufacturing Loan Program				
Direct Loan Subsidy Costs	7,500,000	0	0	0
Administrative Operations	10,000	10,000	20,000	9,998
<b>Total, Advanced Technology Vehicles Manufacturing Loan Program</b>	<b>7,510,000</b>	<b>10,000</b>	<b>20,000</b>	<b>9,998</b>

#### **Preface**

Section 136 of the Energy Independence and Security Act of 2007 established the Advanced Technology Vehicles Manufacturing (ATVM) Loan Program, consisting of both grants and direct loans of up to \$25 billion in loan authority to support the development of advanced technology vehicles and associated components in the United States. The ATVM Loan Program evaluates the technical merit of the proposed advanced technology vehicles or qualifying components. Technical Program Factors such as economic development and diversity in technology, company, risk, and geographic location are also considered. In making loans to those manufacturers that have existing facilities, priority will be given to those facilities that are oldest or have been in existence for at least 20 years, even if such facilities are idle at the time of application. The program aims to help revitalize the auto industry and encourage the manufacture of environmentally responsible products through providing growth capital in an economic downturn.

#### **Mission**

The ATVM Loan Program provides direct loans to eligible automobile manufacturers and component suppliers for projects that reequip, expand, and establish manufacturing facilities in the United States to produce light-duty vehicles and components for such vehicles, which provide meaningful improvements in fuel economy performance beyond certain specified levels. Section 136 also allows these grants and loans to cover engineering integration costs associated with such projects.

#### **Benefits**

The ATVM Loan Program will support the President's goal to create new green jobs in the automotive and component manufacturing industries and will help ensure that new advanced technology vehicles meet a higher standard (at least 25% more efficient than the fuel efficiency requirement set by the Corporate Average Fuel Economy (CAFE) standard for the base year) than similarly classed conventional technology vehicles.

**Performance**

The ATVM Loan Program supports the following Secretary's Goal:

Goal 2: *Energy: Build a competitive, low-carbon economy and secure America's energy future*

The ATVM Loan Program funds direct loans for advanced technology vehicles that reduce the use of petroleum derived fuels and allow for accelerated growth in alternative energy drivetrain and other advanced automotive technology manufacturing, ranging from specific to mass-market applications. This manufacturing capacity build-out also supports the growth of green jobs and, in many cases, allows for areas hit by industrial and economic downturns, to shift their existing resource base to a future-focused effort to re-establish the United States as the leader in automotive manufacturing.

## Advanced Technology Vehicles Manufacturing Program Loan Program

### Funding by Site by Program

(dollars in thousands)

	FY 2009	FY 2010	FY 2011
Washington Headquarters			
Direct Loan Subsidy Costs	7,500,000	0	0
Administrative Operations	10,000	20,000	9,998
Total, Washington Headquarters	7,510,000	20,000	9,998

### Site Description

#### Washington Headquarters

The ATVM Loan Program Office is located at the DOE headquarters. The office administers a Federal Loan Program in accordance with the Section 136 of the Energy Independence Act of 2007, the Federal Credit Reform Act of 1990, as amended, and the requirements of OMB Circular A-129.

## Advanced Technology Vehicles Manufacturing Loan Program

### Funding Profile by Subprogram

(dollars in thousands)

	FY 2009 Current Appropriation	FY 2009 Current Recovery Act Appropriation	FY 2010 Current Appropriation	FY 2011 Request
Advanced Technology Vehicles Manufacturing Loan Program				
Direct Loan Subsidy Costs	7,500,000	0	0	0
Administrative Operations	10,000	10,000	20,000	9,998
Total, Advanced Technology Vehicles Manufacturing Loan Program	7,510,000	10,000	20,000	9,998



**Mission**

The ATVM Loan Program provides direct loans to eligible automobile manufacturers and component suppliers for projects that reequip, expand, and establish manufacturing facilities in the United States to produce light-duty vehicles and components for such vehicles, which provide meaningful improvements in fuel economy performance beyond certain specified levels. Section 136 also allows these grants and loans to cover engineering integration costs associated with such projects.

**Benefits**

The ATVM Loan Program will support the President's goal to create new green jobs in the automotive and component manufacturing industries and will help ensure that new advanced technology vehicles meet a higher standard (at least 25% more efficient than required by the CAFE fuel efficiency standards) than similarly classed conventional technology vehicles.

**Annual Performance Targets and Results**

**Secretarial Goal:** Energy: Build a competitive, low-carbon economy and secure America’s energy future

**GPRA Unit Program Goal:** Not Applicable

FY 2006	FY 2007	FY 2008	FY 2009	FY 2010	FY 2011	FY 2012	FY 2013	FY 2014	FY 2015
Percentage of funded projects manufacturing advanced technology vehicles or compnents 3, 5, and 10 years after loan disbursement.									
T: NA A: NA	T: NA A: NA	T: NA A: NA	T: NA A: NA	T: NA A:	T: 5% A:	T: 50% A:	T: 80% A:	T: 85% A:	T: 85% A:
Increase in production-volume weighted average fuel economy of vehicles manufactured through funded projects compared to vehicles available in the base year.									
T: NA A: NA	T: NA A: NA	T: NA A: NA	T: NA A: NA	T: NA A:	T: NA A:	T: 125% A:	T: 165% A:	T: 200% A:	T: 200% A:
Reduction in petroleum usage (in millions of gallons of fuel per year) achieved through the use of advanced technology vehicles manufactured (at least in part) with funding provided through the ATVM loan program as compared to vehicles available in the base year.									
T: NA A: NA	T: NA A: NA	T: NA A: NA	T: NA A: NA	T: NA A:	T: NA A:	T: 150 A:	T: 200 A:	T: 250 A:	T: 250 A:

**Means and Strategies**

The ATVM Loan Program will achieve its mission and performance targets by developing and implementing clear rules and procedures and policies for the submission, review, and negotiation of loan applications and for follow-on project review.

**Validation and Verification**

To validate and verify program performance, the ATVM Loan Program will continuously monitor achievements for all performance targets through reporting mechanisms and periodic reviews. The ATVM Loan Program is also subject to continuing review by the Congress, the Government Accountability Office, and the Inspector General's Office.

## Program Direction

### Funding Profile by Category

	FY 2009	FY 2010	FY 2011
Headquarters			
Salaries and Benefits	1,341	1,384	640
Travel	50	50	25
Support Services	8,294	18,251	9,018
Other Related Expenses	315	315	315
Total, Washington Headquarters	10,000	20,000	9,998
Full Time Equivalents	9	9	4

### Detailed Justification

(dollars in thousands)

FY 2009	FY 2010	FY 2011
---------	---------	---------

#### **Salaries and Benefits**

**1,341      1,384      640**

Provides salaries and benefits for 4 full time equivalent employees (FTEs) for portfolio management for projects closed in FY 2009 and FY 2010.

#### **Travel**

**50                      50                      25**

The travel budget supports site visits related to portfolio management activities.

#### **Support Services**

**8,294                  18,251                  9,018**

The support services budget provides funding for contractor support related to portfolio management activities such as technical consultants needed for construction monitoring activities. The support services budget also provides funding for legal, financial, or technical consultants needed in the event that a project requires a financial workout.

#### **Other Related Expenses**

**315                      315                      315**

The other related expense budget provides funding for training, computer support, and Working Capital Fund services.

#### **Total, Program Direction**

**10,000                  20,000                  9,998**

## Explanation of Funding Changes

FY 2011 vs. FY 2010 (\$000)
-----------------------------------

### Salaries and Benefits

Decrease in salaries and benefits is due to a reduction in FTEs from 9 in FY 2010 to 4 in FY 2011 because of the transition of projects from loan origination to portfolio management.

-744

### Travel

Decrease in travel is due to the transfer of projects from loan origination to portfolio management.

-25

### Support Services

Decrease in support services is due to the transfer of projects from loan origination to portfolio management.

-9,233

### Other Related Expenses

There is no change in other related expenses

0

### Total Funding Change, Program Direction

-10,002

### Support Services by Category

(dollars in thousands)

	FY 2009	FY 2010	FY 2011
Management Support			
Management/Professional Support Services	8,294	18,251	9,018
Total, Management Support	8,294	18,251	9,018

### Other Related Expenses by Category

(dollars in thousands)

	FY 2009	FY 2010	FY2011
Other Related Expenses			
Other Services	90	90	90
Working Capital Fund	225	225	225
Total, Other Related Expenses	315	315	315



**Title 17 Innovative  
Technology Loan  
Guarantee Program**

**Title 17 Innovative  
Technology Loan  
Guarantee Program**



## **Innovative Technology Loan Guarantee Program**

### **Proposed Appropriation Language**

*Subject to section 502 of the Congressional Budget Act of 1974, commitments to guarantee loans for nuclear power facilities under title XVII of the Energy Policy Act of 2005, shall not exceed a total principal amount of \$36,000,000,000, to remain available until committed; Provided, That these amounts are in addition to authorities provided in any other Act; Provided further, That for amounts collected pursuant to section 1702(b)(2), the source of such payment received from borrowers is not a loan or other debt obligation that is guaranteed by the Federal Government: Provided further, That pursuant to section 1702(b)(2) of the Energy Policy Act of 2005, no appropriations are available to pay the subsidy cost of such guarantees for nuclear power facilities: Provided further, That for the cost of loan guarantees for renewable energy system and efficient end-use energy technology projects under section 1703 of the Energy Policy Act of 2005, \$500,000,000 is appropriated, to remain available until expended: [Such sums as are derived from amounts received from borrowers pursuant to section 1702(b)(2) of the Energy Policy Act of 2005 under this heading in prior Acts, shall be collected in accordance with section 502(7) of the Congressional Budget Act of 1974:] Provided further, That for an additional amount for necessary administrative expenses to carry out this Loan Guarantee program, [\$43,000,000] \$58,000,000 is appropriated, to remain available until expended: Provided further, That [\$43,000,000] \$58,000,000 of the fees collected pursuant to section 1702(h) of the Energy Policy Act of 2005 shall be credited as offsetting collections to this account to cover administrative expenses and shall remain available until expended, so as to result in a final fiscal year [2010] 2011 appropriations from the general fund estimated at not more than \$0: Provided further, That fees collected under section 1702(h) in excess of the amount appropriated for administrative expenses shall not be available until appropriated.*

### **Explanation of Change**

The Department is seeking \$36,000,000,000 in additional loan guarantee authority for nuclear power projects and \$500,000,000 in appropriated credit subsidy costs for innovative energy efficiency and renewable energy projects in FY 2011. In addition, the changes to the appropriation language include requesting \$58,000,000 for administrative expenses in FY 2011 versus the \$43,000,000 provided in FY 2010. The Department is proposing to offset these administrative expenses with an estimated \$58,000,000 in offsetting collections for a net zero appropriation.



## Innovative Technology Loan Guarantee Program

### Overview

#### Appropriation Summary by Program

(dollars in thousands)

	FY 2009 Current Appropriation	FY 2009 Current Recovery Act Appropriation	FY 2010 Current Appropriation	FY 2011 Request
Innovative Technology Loan Guarantee Program				
Section 1703 Loan Guarantee Credit Subsidy Costs – Energy Efficiency and Renewable Energy	0	0	0	500,000
Section 1703 Loan Guarantee Credit Subsidy Costs – Other Projects	0	0	0	0 <sup>a</sup>
Administrative Operations	19,880	0	43,000	38,000
Section 1705 Loan Guarantee Subsidy Costs	0	3,935,000	0	0
Section 1705 Temporary Loan Guarantee Program Administrative Operations	0	25,000	0	20,000
Subtotal, Innovative Technology Loan Guarantee Program	19,880	3,960,000	43,000	558,000
Offsetting Receipts	-19,880	0	-43,000	-58,000
Total, Innovative Technology Loan Guarantee Program	0	3,960,000	0	500,000

<sup>a</sup> The Department requests \$36 billion in Nuclear Power loan guarantee authority in FY 2011 with credit subsidy costs to be paid by the borrower.

#### **Preface**

The Loan Guarantee Program, as authorized under Title XVII of the Energy Policy Act of 2005, encourages early commercial use of new or significantly improved technologies in energy projects. Projects supported by loan guarantees will help fulfill the Administration's goals of increasing affordable, reliable, secure, and clean sources of energy for the United States.

Section 1703 of the Act authorizes DOE to provide loan guarantees for renewable energy systems, advanced nuclear facilities, coal gasification, carbon sequestration, energy efficiency, and many other types of projects that use advanced technologies in commercial projects that avoid, reduce, or sequester air pollutants or anthropogenic emissions of greenhouse gases, and have a reasonable prospect of repayment. DOE has been implementing this program to date under authorizing law that allows borrowers to pay the credit subsidy costs of these loan guarantees; the \$500 million requested for

renewable energy and efficient end-use energy technology projects eligible under section 1703 will allow DOE to support such projects with appropriated credit subsidy for the first time. In addition, Section 406 of the American Recovery and Reinvestment Act of 2009, Pub. L. No. 111-5 (Recovery Act), amended the Loan Guarantee Program Office's (LGPO) authorizing legislation, by establishing Section 1705 which is a temporary program for the rapid deployment of renewable energy and electric power transmission projects, as well as leading edge biofuels projects. The decision to issue loan guarantees will depend on the merits and benefits of particular project proposals and their compliance with statutory and regulatory requirements.

### **Mission**

The mission of the LGPO is to administer a federal loan guarantee program for advanced technology projects that avoid, reduce, or sequester air pollutants or anthropogenic emissions of greenhouse gases, and have a reasonable prospect of repaying the principal and interest on their debt obligations.

### **Benefits**

The Loan Guarantee Program will serve to bring to market more quickly advanced energy technology projects that will avoid, reduce or sequester air pollutants or anthropogenic emissions of greenhouse gases, thereby improving environmental quality. The projects supported by this program will complement and encourage industry efforts to bring more advanced technologies into the marketplace, and will serve to attract private capital to support these advanced energy technologies over time, first in a shared-risk environment and eventually without support from the government.

### **Performance**

The Loan Guarantee Program Office (GPRA No. 37) supports the following Secretary's Goal:

*Goal 2: Energy: Build a competitive, low-carbon economy and secure America's energy future*

The Loan Guarantee Program Office provides loan guarantees for renewable energy systems, advanced nuclear facilities, coal gasification, carbon sequestration, energy efficiency, and many other types of projects that use advanced technologies in commercial projects that avoid, reduce, or sequester air pollutants or anthropogenic emissions of greenhouse gases. This supports the Secretarial objective to deploy cost-effective low-carbon clean energy technologies at scale. The loan guarantees will also support the growth of new energy economy jobs and, in many cases, allow areas hit by industrial and economic downturns to shift their existing resource base to future-focused energy technologies, a necessary step in establishing the United States as the leader in advanced energy technologies.

## Innovative Technology Loan Guarantee Program

### Funding by Site by Program

(dollars in thousands)

	FY 2009	FY 2010	FY 2011
Washington Headquarters			
Section 1703 Loan Guarantee Credit Subsidy Costs – Energy Efficiency and Renewable Energy	0	0	500,000
Section 1705 Loan Guarantee Subsidy Costs	0	0	0
Administrative Operations	19,880	43,000	58,000
Total, Washington Headquarters	19,880	43,000	558,000

### Site Description

#### Washington Headquarters

The Loan Guarantee Program Office is located at the DOE headquarters. The office administers a Federal Loan Guarantee Program in accordance with Title XVII of the Energy Policy Act of 2005, the Federal Credit Reform Act of 1990, as amended, and the requirements of OMB Circular A-129.

## Innovative Technology Loan Guarantee Program

### Funding Profile by Subprogram

(dollars in thousands)

	FY 2009 Current Appropriation	FY 2009 Current Recovery Act Appropriation	FY 2010 Current Appropriation	FY 2011 Request
Innovative Technology Loan Guarantee Program				
Section 1703 Loan Guarantee Credit Subsidy Costs – Energy Efficiency and Renewable Energy	0	0	0	500,000
Section 1703 Loan Guarantee Credit Subsidy Costs – Other Projects	0	0	0	0 <sup>a</sup>
Administrative Operations	19,880	0	43,000	38,000
Section 1705 Loan Guarantee Subsidy Costs	0	3,935,000	0	0
Section 1705 Temporary Loan Guarantee Program Administrative Operations	0	25,000	0	20,000
Subtotal, Innovative Technology Loan Guarantee Program	19,880	3,960,000	43,000	558,000
Offsetting Receipts	-19,880	0	-43,000	-58,000
Total, Innovative Technology Loan Guarantee Program	0	3,960,000	0	500,000

<sup>a</sup> The Department requests \$36 billion in Nuclear Power loan guarantee authority in FY 2011 with credit subsidy costs to be paid by the borrower.

#### **Mission**

The mission of the Loan Guarantee Program Office is to administer a federal loan guarantee program for advanced technology projects that avoid, reduce, or sequester air pollutants or anthropogenic emissions of greenhouse gases, and have a reasonable prospect of repaying the principal and interest on their debt obligations.

#### **Benefits**

The Loan Guarantee Program will serve to bring to market more quickly advanced energy technology projects that will avoid, reduce or sequester air pollutants or anthropogenic emissions of greenhouse gases, thereby improving environmental quality. The projects supported by this program will complement and encourage industry efforts to bring more advanced technologies into the marketplace, and will serve to attract private capital to support these advanced energy technologies over time, first in a shared-risk environment and eventually without support from the government.

## Annual Performance Targets and Results

**Secretarial Goal:** Energy: Build a competitive, low-carbon economy and secure America's energy future

**GPRA Unit Program Goal:** Loan Guarantee Program Office (GPRA No. 37)

FY 2006	FY 2007	FY 2008	FY 2009	FY 2010	FY 2011	FY 2012	FY 2013	FY 2014	FY 2015
Percentage of projects receiving DOE loan guarantees that have achieved and maintained commercial operations.									
T: NA A: NA	T: NA A: NA	T: NA A: NA	T: NA A: NA	T: 7% A:	T: 15% A:	T: 50% A:	T: 85% A:	T: 90% A:	T: 90% A:
Contain the loss rate of guaranteed loans to less than 4%.									
T: NA A: NA	T: NA A: NA	T: NA A: NA	T: 4% A: 0%	T: 4% A:	T: 4% A:	T: 4% A:	T: 4% A:	T: 4% A:	T: 4% A:
Newly installed generation capacity from projects receiving DOE loan guarantees.									
T: NA A: NA	T: NA A: NA	T: NA A: NA	T: NA A: NA	T: 0.1 GW A:	T: 1.2 GW A:	T: 4.6 GW A:	T: 9.0 GW A:	T: 10 GW A:	T: 11 GW A:
Average cost per MW for power generation projects receiving DOE loan guarantees that have achieved commercial operations.									
T: NA A: NA	T: NA A: NA	T: NA A: NA	T: NA A: NA	T: Baseline A:	T: TBD A:	T: TBD A:	T: TBD A:	T: TBD A:	T: TBD A:
Estimated annual greenhouse gas emissions reductions from projects receiving loan guarantees that have achieved commercial operations compared to 'business as usual' energy generation.									
T: NA A: NA	T: NA A: NA	T: NA A: NA	T: NA A: NA	T: 0.5 M tons CO2 A:	T: 7 M tons CO2 A:	T: 27 M tons CO2 A:	T: 53 M tons CO2 A:	T: 59 M tons CO2 A:	T: 65 M tons CO2 A:
Estimated annual air pollutant emissions (NOx, SOx,) reductions from projects receiving loan guarantees that have achieved commercial operations compared to 'business as usual' energy generation.									
T: NA A: NA	T: NA A: NA	T: NA A: NA	T: NA A: NA	T: 800 tons NOx ; 900 tons SOx A:	T: 10,000 tons NOx ; 11,000 tons SOx A:	T: 37,000 tons NOx ; 41,000 tons SOx A:	T: 73,000 tons NOx ; 81,000 tons SOx A:	T: 82,000 tons NOx ; 91,000 tons SOx A:	T: 90,000 tons NOx ; 100,000 tons SOx A:

**Means and Strategies**

The Loan Guarantee Program Office will achieve its mission and performance targets by developing and implementing clear rules and procedures and policies for the submission, review, and negotiation of loan guarantee applications and for follow-on project monitoring and review. The LGPO is developing additional strategies for assessing and prioritizing projects, incentivizing private sector lender involvement, and loan monitoring.

**Validation and Verification**

The Department is in the process of establishing appropriate performance measures and targets for this program. Measures included here are subject to change and refinement. To validate and verify program performance, the Loan Guarantee Program Office will continuously monitor achievements for all performance targets through reporting mechanisms and periodic reviews. The Loan Guarantee Program is also subject to continuing review by the Congress, the Government Accountability Office, and the Inspector General's Office.



## Loan Guarantee Authority and Credit Subsidy Costs

### Funding Schedule by Activity

	(dollars in thousands)		
	FY 2009	FY 2010	FY 2011
Loan Guarantee Credit Subsidy Costs			
Section 1703 Loan Guarantee Credit Subsidy Costs – Energy Efficiency and Renewable Energy	0	0	500,000
Section 1703 Loan Guarantee Credit Subsidy Costs – Other Projects	0	0	0 <sup>a</sup>
Total, Loan Guarantee Credit Subsidy Costs	0	0	500,000

<sup>a</sup> The Department requests \$36 billion in Nuclear Power loan guarantee authority in FY 2011 with credit subsidy costs to be paid by the borrower.

### Loan Guarantee Authority Summary (borrower paid subsidy)

	(dollars in billions)	
	Existing Authority	FY 2011 Request
Section 1703 Energy Efficiency and Renewables	18.5	0
Section 1703 Nuclear Power	18.5	36.0
Section 1703 Front End Nuclear	2.0	0
Section 1703 Advanced Fossil	8.0	0
Section 1703 Mixed <sup>b</sup>	4.0	0
Total, Loan Guarantee Authority	51.0	36.0

### Estimated Loan Guarantee Ranges from Appropriated Credit Subsidy Costs

	(dollars in billions)	
	Existing	FY 2011 Request
Section 1705 Temporary Loan Guarantee Program (\$3.935 billion appropriated credit subsidy)	32.0 – 35.0	0
Section 1703 Energy Efficiency and Renewable Energy (\$500 million appropriated credit subsidy request)	0	3.0 – 5.0
Total, Estimated Loan Guarantees	32.0 – 35.0	3.0 – 5.0

<sup>b</sup> The FY 2007 Full Year Continuing Resolution provided the Loan Guarantee Program \$4 billion in loan guarantee authority for qualifying projects (non technology specific) under Title XVII, Section 1703 of EPACT 2005.

## Detailed Justification

(dollars in thousands)

FY 2009	FY 2010	FY 2011
---------	---------	---------

### Loan Guarantee Credit Subsidy Costs

- **Section 1703 Loan Guarantee Credit Subsidy –**

<b>Energy Efficiency and Renewable Energy</b>	<b>0</b>	<b>0</b>	<b>500,000</b>
---	----------	----------	----------------

The \$500 million request for loan guarantee credit subsidy costs will support an estimated \$3 to \$5 billion in eligible loans for innovative renewable energy systems and efficient end-use energy technology projects under section 1703 of the Energy Policy Act. Innovative renewable energy projects will be increasingly sought as Federal, state, and regional actions and financial incentives affecting the deployment of clean energy technologies and renewable energy portfolio standards are implemented nationwide. The self pay credit subsidy model for energy efficiency and renewable projects, however, is cost prohibitive for many project sponsors such as start-up and pre-revenue generating companies that are common in the energy efficiency and renewable energy sector. Therefore, stimulating investment in the deployment of innovative renewable technologies will require credit subsidy support to induce investment in the renewable sector so as to reduce costs incurred by the sponsors in bearing the risk of these newer technologies.

The appropriated credit subsidy requested in FY 2011 will, in combination with the credit subsidy appropriated by American Recovery and Reinvestment Act of 2009 (Recovery Act) under the Section 1705 Temporary Loan Guarantee Program, expand the portfolio of innovative technologies that are eligible to receive appropriated credit subsidy. It also ensures that funding is available for renewable and efficiency projects beyond the September 30, 2011 date by which Recovery Act funding must be utilized.

- **Section 1703 Loan Guarantee Credit Subsidy**

<b>Costs – Nuclear Power</b>	<b>0</b>	<b>0</b>	<b>0</b>
------------------------------	----------	----------	----------

The Department requests an additional \$36 billion in loan guarantee authority for nuclear power projects in FY 2011. Loan guarantees for nuclear power projects are a means to promote near-term deployment of new plants in support of clean energy goals and demonstrate that the factors responsible for financing risk premiums are manageable, clearing the way to affordable private sector financing as quickly as possible.

Loan guarantees for nuclear power projects are necessary for overcoming barriers to affordable private sector financing such as financial risk due to high “first-of-a kind” costs for new technologies, as well as construction and regulatory risks. Nuclear power projects are not likely to be fully financed by the private sector until several projects have progressed through the regulatory process, have been constructed, and have operated for at least one refueling cycle.

The additional \$36 billion request in FY 2011 will allow DOE to begin full due diligence with current credit-worthy applicants as well as consider other projects that DOE expects will be

(dollars in thousands)

FY 2009	FY 2010	FY 2011
---------	---------	---------

viable in 2011. With time, DOE will encourage the use of partial loan guarantees and other mechanisms which will ensure increased participation from private sector financial institutions so as to migrate the industry towards self-sustainability.

<b>Total, Loan Guarantee Credit Subsidy Costs</b>	<b>0</b>	<b>0</b>	<b>500,000</b>
---	----------	----------	----------------

### Explanation of Funding Changes

FY 2011 vs. FY 2010 (\$000)
-----------------------------------

#### Loan Guarantee Credit Subsidy Costs

- **Section 1703 Loan Guarantee Credit Subsidy Costs – Energy Efficiency and Renewable Energy**

The \$500 million increase funds loan guarantee credit subsidy costs for innovative energy efficiency and renewable energy projects as described above. The impact of not funding this activity could result in the delay of commercialization of such projects because credit subsidy costs can be cost prohibitive for many project sponsors.

<b>Total, Loan Guarantee Credit Subsidy Costs</b>	<b>+500,000</b>
	<b>+500,000</b>

## Program Direction

### Funding Profile by Category

	FY 2009	FY 2010	FY 2011
Headquarters			
Salaries and Benefits	5,227	10,152	19,946
Travel	600	800	850
Support Services	13,178	13,398	14,704
Other Related Expenses	875	1,650	2,500
Total, Washington Headquarters	19,880	26,000	38,000
Full Time Equivalents	35	66	120
Headquarters, Section 1705 Support			
Salaries and Benefits	2,688	2,768	2,992
Travel	80	150	150
Support Services	21,782	13,632	16,058
Other Related Expenses	450	450	800
Total, Section 1705 Support	25,000	17,000	20,000
Full Time Equivalents	18	18	18
Total Program Direction			
Salaries and Benefits	7,915	12,920	22,938
Travel	680	950	1,000
Support Services	34,960	27,030	30,762
Other Related Expenses	1,325	2,100	3,300
Total, Program Direction	44,880	43,000	58,000
Total, Full Time Equivalents	53	84	138

## Detailed Justification

(dollars in thousands)

	FY 2009	FY 2010	FY 2011
<b>Salaries and Benefits</b>	<b>7,915</b>	<b>12,920</b>	<b>22,938</b>
Provides salaries and benefits for 138 full time equivalent employees (FTEs) to administer the following functions of the office: Director, NEPA Compliance, Legal, Credit Policy, Technical and Project Management, External Affairs, Business Management Operations, Portfolio Management, and Loan Origination.			
<b>Travel</b>	<b>680</b>	<b>950</b>	<b>1,000</b>
The travel budget supports the travel of staff members for training, attending meetings and presentations, and site visits to potential projects.			
<b>Support Services</b>	<b>34,960</b>	<b>27,030</b>	<b>30,762</b>
Support services will fund outside expertise in finance, legal, commercial engineering, technology, credit analysis, and commercial market assessments. Support Services will also fund system and process enhancements to receive, review, track, and report on applications and the program portfolio.			
<b>Other Related Expenses</b>	<b>1,325</b>	<b>2,100</b>	<b>3,300</b>
Other Related Expenses funds training, computer support, and Working Capital Fund services.			
<b>Total, Program Direction</b>	<b>44,880</b>	<b>43,000</b>	<b>58,000</b>

## Explanation of Funding Changes

FY 2011 vs. FY 2010 (\$000)
-----------------------------------

### Salaries and Benefits

The increase in salaries and benefits is due to an increase of 54 FTEs in FY 2011 - from 84 in FY 2010 to 138 in FY 2011. The increased level of FTEs is required to adequately staff the office to support the anticipated volume of loan guarantee applications from the existing Section 1703 and 1705 programs as well as support the additional loan guarantee authority requested in FY 2011. The increase also includes general pay increases, promotions, and within-grade increases.

+10,018

### Travel

The increase in travel reflects increased travel costs. The volume of travel is anticipated to be level with FY 2010.

+50

FY 2011 vs. FY 2010 (\$000)
-----------------------------------

**Support Services**

The increase in support services is required to support the anticipated volume of loan guarantee applications from the existing Section 1703 and 1705 programs as well as support the additional loan guarantee authority requested in FY 2011.

+3,732

**Other Related Expenses**

Working Capital Fund, computer support, and training costs increase in FY 2011 due to the additional 54 FTEs.

+1,200

**Total Funding Change, Program Direction**

+15,000

**Support Services by Category**

(dollars in thousands)

	FY 2009	FY 2010	FY 2011
Management Support			
Management/Professional Support Services	34,960	27,030	30,762
Total, Management Support	34,960	27,030	30,762

**Other Related Expenses by Category**

(dollars in thousands)

	FY 2009	FY 2010	FY2011
Other Related Expenses			
Other Services	250	250	500
Working Capital Fund	1,075	1,850	2,800
Total, Other Related Expenses	1,325	2,100	3,300

# **Working Capital Fund**

# **Working Capital Fund**



## Working Capital Fund

### Program Mission

The Working Capital Fund (WCF or Fund) is a financial management tool for improving the financing and delivery of a range of common administrative services. Pricing policy and oversight are vested in a Board appointed by the Deputy Secretary. Service delivery is assigned to Business-line Service managers; financial responsibility resides in a Fund Manager and individual Business-line Managers who are responsible for billing and funds control. The Fund creates a framework for business-like organization of support functions and market-like incentives for both customers and suppliers.

The objectives of the Fund include:

- Improve the efficiency of administrative services by providing managers with the opportunity and responsibility to make choices on the amount, priority, and, where possible, the sources of administrative services used by their programs;
- Ensure that program mission budgets include a fair allocation of the costs of common administrative services; and
- Expand the flexibility of the Department's budget structure to permit service providers to respond to customer needs.

Fund businesses maintain performance-based, five-year plans that inform the budget and alert the Board of the need to change pricing policies. Each quarter, the Fund manager reviews financial and business performance, which culminates in an Annual Report that analyzes financial measures of the Fund in addition to each business' performance against its published standards. This rigorous approach to management and governance by a customer board has allowed businesses to reduce the Department's costs by \$239 million in constant 2000 dollars in 13 years of operations, while earning net income of \$10.4 million on \$1.1 billion in cumulative sales.

As in the FY 2009 Budget, this request continues to include program funds to finance Fund operations for DCAA Audits (\$14.5 million) and other complex-wide activities of the Fund. These corporate processes that are financed in the Fund include Manage, DCAA Audits, and Financial Statement Audits and support broad department-wide activities that benefit larger mission program activities. In FY 2011, the Department seeks to finance \$41.9 million Fund activities using program funding (see Table 3). Because some programs, such as the staff offices, possess program direction funding only, their share of these activities will continue to use program direction funding to pay for these services.

The Fund uses no **Recovery Act** funds. All activities financed with Recovery Act Funds are financed outside of the WCF. Fund operations would be significantly impacted by the extensive reporting requirements of the Act.

### WCF Business-line Accomplishments

WCF operations are valued by customers, serve the Department, and remain within the fiscal and policy guidelines established by the Board and by Congressional Committees. The Fund Manager's FY 2009 Annual Report documented that the Fund experienced \$2.6 million net earnings for its FY 2009 operations; and for the first 13 years of operations, reported net earnings of \$10.4 million, or 0.9 percent of customer billings. Although net earnings for individual business-lines have fluctuated between profit and loss over the years, the DOE is achieving its goal of sustained break-even operations.

The Department continues to examine ways of using the Fund to gain greater management efficiencies. The Fund has reported efficiency and effectiveness performance metrics since its inception and

documents continuous improvement efforts to provide program customers with the best goods and services possible.

Fund businesses use a “balanced scorecard” approach to both five-year business planning and to annual performance reporting, as good businesses should pay attention to the four corners of their business structure: customers, financial performance, internal processes, and knowledge management including human capital and information systems. Performance baselines include data recorded before the inception of the Fund. In addition to specific goals for each scorecard item, the businesses describe strategies to improve resource utilization and accomplish objectives. Plans, updated annually are available at [www.wcf.doe.gov](http://www.wcf.doe.gov).

The Fund continues to help Departmental management with emerging issues such as financing Financial Statement Audits, DOE’s new procurement system, the DOE-wide area network (backbone for collaborative technologies), building modernization and safety improvements (Stairwell Safe Havens), project management training, computer-based learning, and the shift away from paper intensive systems. At the same time, the Fund has allowed businesses to close, including the Executive Information System, Desktop, and the original Supply business. Other accomplishments include:

- The Copy Management Team was responsible for recycling 14,409 DOE toner cartridges.
- The Building business procured 35,000,000 kilowatt hours of renewable energy credits for the Forrestal and Germantown facilities to achieve nearly 100% renewable consumption.
- The telecommunication business successfully transitioned the DOE Enterprise Network (wide area network) (DOEnet) to Networx to include the delivery of OC12 bandwidth for both WAN and IP services at both the Enterprise Service Center East (Germantown) and West (Albuquerque) and cutover of 30 new Carrier circuits and hardware. As of September 30, 2009; the DOE Transition of services to Networx is 95% complete and the GSA Transition Baseline Inventory (TBI) database shows DOE leading other agencies government-wide with more than 65% disconnects showing within the system.
- The telecommunication business also upgraded the 20+ year-old Nortel MSL-100 PBX at DOE HQ registering over 14,000 lines to a Nortel CS-2100 Split-core VoIP Switch. The upgrade "VoIP-enabled" DOE HQ, and also included the implementation of caller-ID, the replacement of the Octel voicemail system with Call Pilot, and the implementation of a fully redundant OC-192 SONET Ring for Geo-Survivability
- The Payroll business initiated business line billing of SEET benefits offered by the Department of Transportation for DOE employees. This had the effect of turning a \$2.4 million business into a \$6.0 million business with no increase in administrative costs.
- The CHRIS business completed three intermediate upgrades to PeopleSoft 8.8 to improve productivity and functionality to meet changing OPM requirements.
- The Project Management Career Development Program achieved 309 certified federal project directors (FPDs), a 21% increase from FY08, while conducting 64 completed certification actions and certifying 48 new candidates as FPDs.

- The iManage business line updated its functionality to better serve the Department’s needs for automated financial date, to increase the system’s capacity to support collaboration activities with DOE programs, to support the reporting requirements of the Recovery Act funding, and to support the DOE procurement system STRIPES.

**Working Capital Fund: Business-line Budgets**

Table 1 summarizes projected customer billings by business-line. These billings are the result of pricing policies established and amended by the WCF Board. Board decisions are documented in time for programs to prepare their budgets and are reflected in these estimates. Changes to WCF businesses total \$5.7 million due largely to: increases to the DOE procurement system, STRIPES, (\$0.8 million); DOE wide area network, DOENet, (\$2.4 million); GSA rent increases (\$1.5 million); increases to PMCDP course development and delivery (\$0.4 million) and, small increases to other businesses (\$0.6 million).

**Table 1**  
**Working Capital Fund Budget by Business-line <sup>a</sup>**

	(dollars in thousands)		
	FY 2009 Actual	FY 2010 Estimate	FY 2011 Estimate
Supplies	3,484	3,127	3,127
Mail and Transportation Services	3,312	4,091	4,151
Photocopying	3,244	3,050	3,050
Printing and Graphics	3,749	3,214	3,292
Building Occupancy	90,075	86,547	88,048
Telecommunications	16,870	15,504	18,140
Procurement Management	6,679	15,655	15,902
Payroll and Personnel	7,182	7,148	7,148
Corporate Training Services	296	2,175	2,175
Project Management Career Development Program	1,522	1,000	1,400
iManage	7,695	7,697	8,520
Financial Reporting Control Assessment	4,000	4,000	4,000
Financial Statement Audits	0	12,000	12,000
Indirect	120	120	120
<b>Total, Working Capital Fund</b>	<b>148,227</b>	<b>165,326</b>	<b>171,072</b>

Table 2 shows the impact on customer organization program direction budgets. Estimates represent the best projections currently available, but are subject to change based on customer decisions regarding the mix, level, and source of services employed to support mission programs. These estimates provide an early warning to programs of potential costs if these programs continue to consume goods and services consistent with the past. In some cases, customers may choose to acquire services outside the Fund, and in other cases, customers may make tradeoffs to expand their use of Fund services in order to reduce

<sup>a</sup> Numbers may not add due to rounding.

other costs, including travel or contractual services. Further, customers already appear to have made tradeoffs within the services provided through the Fund, including reduced use of paper and photocopying through increased reliance on electronic communication. Fund management cooperates fully with customer efforts to reduce costs.

**Table 2**  
**Working Capital Fund Program Direction Budget by Program Organization<sup>a</sup>**  
(dollars in thousands)

	FY 2009 Actual	FY 2010 Estimate	FY 2011 Estimate
ARPA-E	3,230	0	0
Bonneville Power Administration	222	461	481
Chief Financial Officer	6,177	6,226	5,680
Congressional & Intergovernmental Affairs	800	884	906
Economic Impact and Diversity	498	867	870
Energy Efficiency	10,198	11,759	9,412
Energy Information Administration	7,472	7,998	7,809
Environmental Management	11,916	13,192	8,788
Fossil Energy	4,765	5,387	4,200
General Counsel	3,896	4,062	4,083
Office of Human Capital Management	2,876	2,841	2,746
Hearings and Appeals	1,329	1,202	1,199
Health, Safety and Security	8,375	10,444	8,765
Inspector General	2,041	2,067	2,055
Chief Information Officer	8,605	6,704	8,735
Intelligence	8,024	8,177	8,288
Legacy Management	818	740	607
Office of Management	11,374	11,368	11,486
National Nuclear Security Administration	26,690	30,717	23,098
Nuclear Energy	3,973	4,226	3,641
Naval Reactors	628	791	149
Office of Electricity Delivery and Energy Reliability	2,009	1,710	1,519
Public Affairs	593	615	620
Policy and International Affairs	2,343	2,299	2,330
Civilian Radioactive Waste Management	2,310	2,480	2,106
Office of the Secretary	1,412	1,440	1,350
Science	8,695	11,078	7,099
WAPA/SWPA/SEPA	1,080	1,281	1,135
Field Offices	0	54	10
<b>Total, Working Capital Fund</b>	<b>142,348</b>	<b>151,073</b>	<b>129,164</b>

Table 3 shows the impact on customer organization program funded budgets.

<sup>a</sup> Numbers may not add due to rounding.

**Table 3**  
**Working Capital Fund Program Funded Budget by Program Organization<sup>a</sup>**

	(dollars in thousands)		
	FY 2009 Actual	FY 2010 Estimate	FY 2011 Estimate
ARPA-E	0	0	0
Bonneville Power Administration	0	73	122
Chief Financial Officer <sup>b</sup>	0	0	150
Congressional & Intergovernmental Affairs	0	0	4
Economic Impact and Diversity	0	0	6
Energy Efficiency	257	602	2,285
Energy Information Administration	0	0	100
Environmental Management	1,377	5,498	11,879
Fossil Energy	716	1,504	2,836
General Counsel	0	0	28
Office of Human Capital Management	0	0	70
Hearings and Appeals	0	0	6
Health, Safety and Security	0	68	470
Inspector General	0	0	47
Chief Information Officer	0	0	652
Intelligence	4	0	0
Legacy Management	0	0	367
Office of Management	0	0	63
National Nuclear Security Administration	1,647	2,623	11,531
Nuclear Energy	323	723	1,832
Naval Reactors	171	349	1,164
Office of Electricity Delivery and Energy Reliability	0	0	137
Public Affairs	0	0	4
Policy and International Affairs	0	0	20
Civilian Radioactive Waste Management	20	20	568
Office of the Secretary	0	0	6
Science	1,365	2,778	7,180
WAPA/SWPA/SEPA	0	15	378
Field Offices	0	0	0
<b>Total, Working Capital Fund</b>	<b>5,879</b>	<b>14,253</b>	<b>41,908</b>

<sup>a</sup> Numbers may not add due to rounding.

<sup>b</sup> For Staff offices and other offices not funded with Program Funding estimates reflect Program Direction Funding.

Table 4 combines the program direction and program requirements in Tables 2 and 3. This allows the reviewer to see the impact of changes from the FY 2010 budget request for each program office.

**Table 4**  
**Working Capital Fund Combined Budget by Program Organization<sup>a</sup>**

(dollars in thousands)

	FY 2009 Actual	FY 2010 Estimate	FY 2011 Estimate
ARPA-E	3,230	0	0
Bonneville Power Administration	222	534	603
Chief Financial Officer	6,177	6,226	5,830
Congressional & Intergovernmental Affairs	800	884	911
Economic Impact and Diversity	498	867	876
Energy Efficiency	10,455	12,361	11,698
Energy Information Administration	7,472	7,998	7,908
Environmental Management	13,293	18,690	20,667
Fossil Energy	5,481	6,891	7,036
General Counsel	3,896	4,062	4,112
Office of Human Capital Management	2,876	2,841	2,817
Hearings and Appeals	1,329	1,202	1,205
Health, Safety and Security	8,375	10,512	9,235
Inspector General	2,037	2,067	2,101
Chief Information Officer	8,605	6,704	9,387
Intelligence	8,028	8,180	8,288
Legacy Management	818	740	974
Office of Management	11,374	11,368	11,549
National Nuclear Security Administration	28,337	33,340	34,629
Nuclear Energy	4,296	4,949	5,473
Naval Reactors	799	1,140	1,313
Office of Electricity Delivery and Energy Reliability	2,009	1,710	1,656
Public Affairs	593	615	624
Policy and International Affairs	2,343	2,299	2,350
Civilian Radioactive Waste Management	2,329	2,500	2,674
Office of the Secretary	1,412	1,440	1,356
Science	10,060	13,856	14,279
WAPA/SWPA/SEPA	1,080	1,296	1,513
Field Offices	0	54	10
Total, Working Capital Fund	148,227	165,326	171,072

<sup>a</sup> Numbers may not add due to rounding.

**The following section includes a description of each business-line; each business-line's pricing policy, and selected performance measures. Tables 5 through 17 display revised cost estimates for FY 2009-FY 2011 for each business-line.**

## **Supplies**

### **Description**

This business operates two self-service stores, which carry a wide variety of consumable office products. At customers' request, it acquires specialty items, not stocked in the stores. Products carried are based on review of equipment in the agency inventory and customer input and suggestions.

This business is operated by Paper Clips, the office supply store name assigned by Winston-Salem Industries for the Blind, an affiliate of the National Industries for the Blind (NIB). Paper Clips operates the DOE supply stores as a commercial operation. Paper Clips is paid only for the supplies purchased by DOE employees.

### **Board Pricing Policy**

Each organization pays for supplies purchased by its employees.

Table 5 provides the estimated supplies charges for each organization in Headquarters. It is assumed that consumption levels in FY 2011 will remain relatively constant.

**Table 5**  
**Working Capital Fund Budget by Supply Business-line<sup>a</sup>**

	(dollars in thousands)		
	FY 2009 Actual	FY 2010 Estimate	FY 2011 Estimate
ARPA-E	2	0	0
Bonneville Power Administration	2	1	1
Chief Financial Officer	191	139	139
Congressional & Intergovernmental Affairs	10	12	12
Economic Impact and Diversity	17	17	17
Energy Efficiency	334	363	363
Energy Information Administration	204	184	184
Environmental Management	357	258	258
Fossil Energy	119	127	127
General Counsel	80	84	84
Office of Human Capital Management	119	93	93
Hearings and Appeals	3	6	6
Health, Safety and Security	243	226	225
Inspector General	44	41	41
Chief Information Officer	214	212	212
Intelligence	175	139	139
Legacy Management	17	11	11
Office of Management	205	176	176
National Nuclear Security Administration	562	500	500
Nuclear Energy	94	101	101
Naval Reactors	0	0	0
Office of Electricity Delivery and Energy Reliability	35	31	31
Public Affairs	15	21	21
Policy and International Affairs	75	76	76
Civilian Radioactive Waste Management	27	38	38
Office of the Secretary	32	16	16
Science	307	253	253
WAPA/SWPA/SEPA	1	1	1
Field Offices	0	0	0
<b>Total, Working Capital Fund</b>	<b>3,484</b>	<b>3,127</b>	<b>3,127</b>

<sup>a</sup> Numbers may not add due to rounding.



## **Mail and Transportation Services Business-line**

### **Description**

The DOE Mail Center provides a variety of mail services for all official and other authorized mail for the Department of Energy and its employees. The services include the processing of all incoming postal mail, outgoing official mail, internal mail processing, accountable mail processing, pouch mail, a variety of overnight express mail services, directory services, and pick-up and delivery services. In response to the risk of terrorism, the business-line implemented various processes for sanitizing and testing mail against bio-terrorist attacks.

Transportation services provide shuttle bus operations and fleet services.

### **Board Pricing Policy**

Mail service pricing has multiple components:

- Offices pay the actual dollar cost for outgoing United States Postal Service (USPS) mail and for Federal Express or other special mail. Offices pay for internal mail distribution based on the number of mail stops;
- Offices pay for Mail Security (\$149,000/year) based on their percentage of incoming USPS mail over the preceding six-month period;
- Offices pay for Express Mail Labor based on their percentage of the total volume of incoming and outgoing special mail during the preceding six- month period;
- Offices pay for USPS Outgoing labor based on their percentage of actual outgoing mail for the preceding six months;
- Offices pay for specified special services on a negotiated basis;
- Programs pay for shuttle bus services based on their prior year usage;
- Programs pay for courier and messenger services based on their prior year usage;
- Programs pay for foreign travel services based on their prior year usage; and
- Programs pay for headquarters fleet services based on their prior year usage.

Table 6 provides the estimated mail services charges for each organization in Headquarters. There are minimal budget impacts in FY 2011, which are below the rate of inflation.

.

**Table 6**  
**Working Capital Fund Budget by Mail and Transportation Services Business-line<sup>a</sup>**  
(dollars in thousands)

	FY 2009 Actual	FY 2010 Estimate	FY 2011 Estimate
Bonneville Power Administration	11	20	21
Chief Financial Officer	121	138	113
Congressional & Intergovernmental Affairs	40	69	73
Economic Impact and Diversity	53	62	56
Energy Efficiency	271	392	506
Energy Information Administration	139	171	176
Environmental Management	179	189	191
Fossil Energy	86	122	129
General Counsel	68	83	77
Office of Human Capital Management	91	121	123
Hearings and Appeals	24	39	26
Health, Safety and Security	245	323	301
Inspector General	84	77	82
Chief Information Officer	148	211	239
Intelligence	347	266	305
Legacy Management	27	33	33
Office of Management	352	550	484
National Nuclear Security Administration	401	451	459
Nuclear Energy	84	137	137
Naval Reactors	2	2	1
Office of Electricity Delivery and Energy Reliability	77	84	84
Public Affairs	41	31	53
Policy and International Affairs	75	93	90
Civilian Radioactive Waste Management	41	47	50
Office of the Secretary	156	84	77
Science	138	283	250
WAPA/SWPA/SEPA	11	14	14
Field Offices	0	0	0
<b>Total, Working Capital Fund</b>	<b>3,312</b>	<b>4,091</b>	<b>4,151</b>

<sup>a</sup> Numbers may not add due to rounding.

## **Photocopying**

### **Description**

This business provides the following services:

- Staffed photocopy centers at Forrestal, Germantown and L'Enfant Plaza capable of reproducing 25,000 impressions per document;
- Centralized (Walk-up) Photocopy Rooms;
- Dedicated (Customer-Assigned) Photocopiers including needs assessment analysis to determine workload and most appropriate equipment;
- Digital document management, including optical scanning of paper copy documents and storage on disk; and,
- Digital news clips to programs based on subscriptions. These news clips were previously provided as hard-copy documents prepared in the copy business.

In FY 1996, before creation of the Fund, DOE headquarters made over 100 million copies. The number of copies declined rapidly after creation of the Fund and has continued to decline. Currently, DOE HQ photocopies at an annualized rate of 26 million.

### **Board Pricing Policy**

Each office pays the full cost to maintain and supply its assigned dedicated photocopiers. For walk-up and staffed photocopiers, a cost per photocopy is calculated and programs are charged based on the number of photocopies made by program staff. The digitization pricing policy is to charge on a per-page basis to cover the costs of this business segment.

Table 7 provides the estimated photocopy charges for each organization in Headquarters. There is no budget increase for FY 2011.

**Table 7**  
**Working Capital Fund Budget by Photocopy Business-line<sup>a</sup>**

(dollars in thousands)

	FY 2009 Actual	FY 2010 Estimate	FY 2011 Estimate
Bonneville Power Administration	3	2	2
Chief Financial Officer	209	200	188
Congressional & Intergovernmental Affairs	30	36	42
Economic Impact and Diversity	51	39	42
Energy Efficiency	285	421	311
Energy Information Administration	138	126	138
Environmental Management	328	219	278
Fossil Energy	110	116	111
General Counsel	72	69	68
Office of Human Capital Management	147	173	131
Hearings and Appeals	20	15	13
Health, Safety and Security	208	199	184
Inspector General	17	31	25
Chief Information Officer	192	129	170
Intelligence	60	42	91
Legacy Management	19	14	11
Office of Management	406	427	395
National Nuclear Security Administration	446	360	387
Nuclear Energy	62	89	67
Naval Reactors	0	0	0
Office of Electricity Delivery and Energy Reliability	32	22	22
Public Affairs	59	66	57
Policy and International Affairs	72	48	64
Civilian Radioactive Waste Management	36	38	33
Office of the Secretary	41	46	45
Science	203	125	175
WAPA/SWPA/SEPA	0	0	0
Field Offices	0	0	0
<b>Total, Working Capital Fund</b>	<b>3,244</b>	<b>3,050</b>	<b>3,050</b>

<sup>a</sup> Numbers may not add due to rounding.

## **Printing and Graphics**

### **Description**

The printing and graphics business-line provides procurement and liaison with commercial printers through the Government Printing Office. It also provides design and development of pre-press graphics, electronic forms and exhibits, and court reporting services. Contractor staffs distribute in-house, produced materials as well as materials produced by other government agencies. This business-line also provides professional photography, lab technicians, portrait studio operations, and graphics visual aids and presentation materials. Centralized visual archives are provided through a repository of general interest photos.

### **Board Pricing Policy**

Organizations pay direct costs for printing, printed products, Federal Register publications, and some graphics services. Additionally, programs pay maintenance and depreciation costs on graphics equipment and graphics supplies as a percentage allocation of costs incurred in the previous fiscal year.

Table 8 provides the estimated printing and graphics charges for each Headquarters organization. There are minimal budget impacts in FY 2011, which are below the rate of inflation.

**Table 8**  
**Working Capital Fund Budget by Printing and Graphics Business-line<sup>a</sup>**

(dollars in thousands)

	FY 2009 Actual	FY 2010 Estimate	FY 2011 Estimate
Bonneville Power Administration	19	16	16
Chief Financial Officer	123	177	181
Congressional & Intergovernmental Affairs	12	19	19
Economic Impact and Diversity	38	69	68
Energy Efficiency	722	347	364
Energy Information Administration	191	95	192
Environmental Management	164	78	78
Fossil Energy	99	92	88
General Counsel	85	194	182
Office of Human Capital Management	94	58	148
Hearings and Appeals	86	154	59
Health, Safety and Security	144	141	141
Inspector General	81	88	88
Chief Information Officer	72	64	64
Intelligence	62	71	76
Legacy Management	12	11	11
Office of Management	409	286	297
National Nuclear Security Administration	563	299	285
Nuclear Energy	51	112	112
Naval Reactors	11	1	1
Office of Electricity Delivery and Energy Reliability	48	84	91
Public Affairs	32	19	19
Policy and International Affairs	35	82	82
Civilian Radioactive Waste Management	46	19	19
Office of the Secretary	152	140	140
Science	319	437	403
WAPA/SWPA/SEPA	79	60	66
Field Offices	0	0	0
<b>Total, Working Capital Fund</b>	<b>3,749</b>	<b>3,214</b>	<b>3,292</b>

## **Building Occupancy**

### **Description**

The core services of the Building Occupancy Business-line include space assignment and utilization, utilities (such as heat and electricity), cleaning services, snow removal, maintenance, pest control, trash removal, and waste recycling. Engineering and facilities services provided are drafting, construction management and inspection, engineering, lock repair and key management, safety and occupational health, moving and warehousing services, and conference support. This business also provides electronic services, which involve audio/visual meeting and conferencing support as well as repair and maintenance of Headquarters radio communications and electronic equipment. Board-approved improvements to the Headquarters complex are also included.

### **Board Pricing Policy**

Board policy is based on direct costs and allocations in the following manner:

- Each year, organizations sign occupancy agreements that define the space to be assigned to them;
- On a building-by-building basis, direct rental value of the space assigned to each organization is calculated, based on the rent charged to the Department by the General Services Administration. Customer rent costs are based on areas assigned to each organization at the start of each fiscal year;
- Common use space costs in each building are divided among the tenants of that building based on their proportional shares of direct rent costs;
- Certain additional costs, such as common area improvements and health and life safety programs, are allocated as a pro rata addition to the building-by-building charges described above;
- Electronic Services charges are allocated according to direct building occupancy costs;
- In addition, tenants may arrange, at their own cost, alterations of office space; and
- Charges related to property management are allocated based on program usage during the prior fiscal year.

Table 9 provides the estimated building occupancy charges for each organization in Headquarters. The Building Business-line increases \$1.5 million due to GSA rent increases.

**Table 9**  
**Working Capital Fund Budget by Building Occupancy Business-line<sup>a</sup>**

(dollars in thousands)

	FY 2009 Actual	FY 2010 Estimate	FY 2011 Estimate
ARPA-E	3,207	0	0
Bonneville Power Administration	129	129	133
Chief Financial Officer	4,212	4,354	3,966
Congressional & Intergovernmental Affairs	588	583	602
Economic Impact and Diversity	501	496	512
Energy Efficiency	6,139	6,990	6,185
Energy Information Administration	5,743	6,049	5,843
Environmental Management	5,269	4,712	5,217
Fossil Energy	2,477	2,446	2,524
General Counsel	3,050	3,011	3,081
Office of Human Capital Management	1,743	1,803	1,775
Hearings and Appeals	893	891	918
Health, Safety and Security	6,108	7,413	6,252
Inspector General	1,426	1,371	1,412
Chief Information Officer	5,786	4,622	6,689
Intelligence	6,598	6,472	6,496
Legacy Management	357	346	358
Office of Management	8,418	8,270	8,540
National Nuclear Security Administration	15,686	15,725	15,921
Nuclear Energy	2,127	2,018	2,181
Naval Reactors	0	0	0
Office of Electricity Delivery and Energy Reliability	1,389	994	945
Public Affairs	334	329	340
Policy and International Affairs	1,564	1,498	1,541
Civilian Radioactive Waste Management	1,385	1,401	1,440
Office of the Secretary	852	947	869
Science	3,958	3,538	4,167
WAPA/SWPA/SEPA	137	137	142
Field Offices	0	0	0
<b>Total, Working Capital Fund</b>	<b>90,075</b>	<b>86,547</b>	<b>88,048</b>

<sup>a</sup> Numbers may not add due to rounding.



## **Telecommunications**

As a result of the department's transition from analog to digital phone infrastructure, the technology of phone operations and network operations merged. In order to take advantage of efficiencies in combined infrastructure spending, operations, and business management, the department combined the phone and network businesses into the Telecommunications business. This merger formalized management changes already in place and will reduce the costs of administering two businesses.

The Telecommunications business will phase in the process of merging business practices as they become available. Initially, financial support, contracting, and interface with the WCF Fund manager will be merged. Other operations directly related to phone operator and equipment services have no similar network corollary. Other infrastructure corollaries between the two segments must be delayed until network upgrades are completed in the next few years. However, as the opportunity for merger and the resulting cost savings arise, those respective operations will be combined.

### **A: Description of Telephone Segment**

The telephone business-line is the telephone company for DOE Headquarters. It comprises an infrastructure connecting two main headquarters buildings and satellite buildings for internal dialing and commercial basic line service. The infrastructure includes communication networks, installed telephone processing switching equipment, and trained technical personnel. Telephone service includes local, long distance, and international dialing provided through the Headquarters Information Exchange (IX) System; specialized services such as operator-assisted calls (including large audio conference calls), voice mail, three-way calling, call forwarding, automatic ring-back, and custom calling cards; and trained technical personnel to install, repair and operate the system. There are approximately 14,500 telephone connections in DOE Headquarters. This reflects a reduction of 10 percent from the nearly 16,000 connections that were in place in FY 1996, before the Fund was implemented. Telephone usage, as measured by the average number of calls per month, declined approximately 30 percent from FY 1996 to FY 2009.

### **Board Pricing Policy**

Telephone system costs are allocated to Headquarters offices based upon four categories:

- Headquarters telephone system infrastructure costs, which are composed of: (a) the cost of the leased telecommunications circuits connecting the Headquarters buildings to the internal telephone system, including the CENTREX telephone line charges for staff located in leased facilities; (b) the cost of leased telecommunications circuits that support local, long distance and international calling; and (c) the cost of the technical staff who operate the Headquarters telephone switches, and install and repair the telephone wiring plant, are allocated among program organizations based on the number of active telephone lines as a per line monthly charge. Since the Fund's inception, program customers have been validating, and reducing, the number of active phone lines;
- The costs of dedicated communication circuits are allocated to those organizations requesting installation of such lines;
- All long distance, local, and international calls at headquarters are allocated to the originating telephones and thus to programs based on the actual billing information received by the Department;
- All recurring electronic communication devices (cellular phone, pagers, blackberries, etc.) service contract costs, and equipment purchases.

## **B: Description of Network Business Segment;**

Networking provides:

- Connectivity for DOE Headquarters through Local and Wide Area Networks. This connectivity provides interoperability for 86 organizational Local Area Network (LAN) segments in two main headquarters and associated satellite buildings, and connectivity to the Headquarters application host systems. There are approximately 13,000 LAN connections in Headquarters;
- Access to and Cyber Security for the Internet and World Wide Web, Electronic mail, and other applications for information processing and sharing through the backbone infrastructure;
- Interface services and communications links to field sites, other government agencies, and public/private business partners; and
- Connectivity to the entire national complex through DOEnet. The DOEnet is a centrally managed Wide Area Network designed to support DOE corporate systems and carry business sensitive data to users throughout the DOE community. DOEnet currently provides connectivity to 38 sites, each adhering to a uniform connection policy to ensure a level of security. In FY 2011 the annualized charge is estimated to be \$2.6 million.

### **Board Pricing Policy**

Networking charges represent infrastructure costs which are composed of: (1) the cost of leased telecommunications circuits; (2) the cost of maintaining common network infrastructure components (routers, switches, etc.); and (3) the cost of providing technical staff to install and repair network connections and monitor/operate the various common network components. These charges will be allocated among program organizations based on the number of active LAN connections, as a monthly charge. Since the Fund's inception, program customers have been validating the number of these connections. DOEnet costs are allocated to participating sites based on the costs associated with providing the service – circuit costs, hardware and maintenance costs, and the cost of providing technical staff.

Table 10a and Table 10b provide program direction and program charges, respectively, for each organization in Headquarters. The budget increase in FY 2011 is due to the Department's wide area network (DOEnet), displayed in table 10b. This budget proposes financing these operations through the use of DOE Program funds beginning in FY 2011.

**Table 10a****Working Capital Fund Program Direction Budget by Telecommunications Business-line<sup>a</sup>**

(dollars in thousands)

	FY 2009 Actual	FY 2010 Estimate	FY 2011 Estimate
ARPA-E	20	0	0
Bonneville Power Administration	59	16	16
Chief Financial Officer	812	708	708
Congressional & Intergovernmental Affairs	90	122	122
Economic Impact and Diversity	99	125	125
Energy Efficiency	1,149	1,055	1,055
Energy Information Administration	415	482	482
Environmental Management	1,496	1,170	1,170
Fossil Energy	790	516	516
General Counsel	322	357	357
Office of Human Capital Management	374	323	323
Hearings and Appeals	42	51	51
Health, Safety and Security	936	1,193	1,193
Inspector General	187	195	195
Chief Information Officer	1,998	1,162	1,162
Intelligence	520	943	943
Legacy Management	250	110	110
Office of Management	1,065	1,146	1,146
National Nuclear Security Administration	3,225	3,159	3,159
Nuclear Energy	507	531	531
Naval Reactors	128	40	40
Office of Electricity Delivery and Energy Reliability	273	258	258
Public Affairs	94	91	91
Policy and International Affairs	399	347	347
Civilian Radioactive Waste Management	306	240	240
Office of the Secretary	157	180	180
Science	1,006	972	972
WAPA/SWPA/SEPA	154	12	12
Field Offices	0	0	0
<b>Total, Working Capital Fund</b>	<b>16,870</b>	<b>15,504</b>	<b>15,504</b>

<sup>a</sup> Numbers may not add due to rounding.

**Table 10b****Working Capital Fund Program Funded Budget by Telecommunications Business-line<sup>a</sup>**

(dollars in thousands)

	FY 2009 Actual	FY 2010 Estimate	FY 2011 Estimate
ARPA-E	0	0	0
Bonneville Power Administration	0	0	46
Chief Financial Officer <sup>b</sup>	0	0	107
Congressional & Intergovernmental Affairs	0	0	0
Economic Impact and Diversity	0	0	0
Energy Efficiency	0	0	167
Energy Information Administration	0	0	0
Environmental Management	0	0	324
Fossil Energy	0	0	333
General Counsel	0	0	0
Office of Human Capital Management	0	0	42
Hearings and Appeals	0	0	0
Health, Safety and Security	0	0	0
Inspector General	0	0	0
Chief Information Officer	0	0	541
Intelligence	0	0	0
Legacy Management	0	0	219
Office of Management	0	0	0
National Nuclear Security Administration	0	0	482
Nuclear Energy	0	0	50
Naval Reactors	0	0	0
Office of Electricity Delivery and Energy Reliability	0	0	0
Public Affairs	0	0	0
Policy and International Affairs	0	0	0
Civilian Radioactive Waste Management	0	0	100
Office of the Secretary	0	0	0
Science	0	0	84
WAPA/SWPA/SEPA	0	0	141
Field Offices	0	0	0
Total, Working Capital Fund	0	0	2,636

<sup>a</sup> Numbers may not add due to rounding.<sup>b</sup> For Staff offices and other offices not funded with Program Funding estimates reflect Program Direction Funding.

## Procurement Management

### Description

The Audit Services, Contract Closeout, and Purchase Card Surveillance business segments work together to help validate compliance with procedures and improve the internal controls of the Department and respond to specific issues raised by the Inspector General. Ultimately, they result in savings to programs by preventing fraud, waste, and abuse.

**The Audit Services** segment of the business actually represents funding to various federal audit agencies, however, the majority of the funding is provided to DCAA. The Defense Contract Audit Agency (DCAA), Office of Naval Research (ONR), Department of Health and Human Services (HHS) and Defense Logistic Agency (DLA) provide audit services to the Department's Program Offices and Contracting Officers in support of their acquisition activities. These services benefit the contracting officers in supporting their determination for reasonableness and realism of the contractor's proposed rates. The American Recovery and Reinvestment Act of 2009 funding at DOE will increase our reliance on HHS support for audits on financial assistance instruments. Although the impact will be large, we are unable at this time to reflect this change in our forecasts.

**The Contract Closeout** segment of the business is the final stage in contract administration support for DOE Headquarters elements. Services include ensuring that all contracted products and services have been delivered, final releases are obtained, final invoices and vouchers are processed for payment, and any remaining unexpended funds under the contract are released. Since FY 1996, the universe of contract instruments ready for closeout has been reduced from nearly 3,000 to approximately 1,000 instruments. Over \$121 million has been deobligated from expired contracts in the 12 years this activity has been operating as a Fund business. As a result of the American Recovery and Reinvestment Act of 2009, it is anticipated that there will be a substantial increase in the number of financial assistance awards that will require closeout. Although the impact is expected to be large, it is premature to reasonably project the magnitude of it in our forecast at this time.

**The Purchase Card Data Mining** segment monitors purchase card usage by both Federal and M&O contractor employees. DOE purchase cards are issued under a task order with JP Morgan Chase Bank through the SmartPay2 program administered by the General Services Administration. Funding for this effort is derived from rebates DOE elements receive from JP Morgan Chase Bank, based upon the dollar volume of purchases. JP Morgan Chase Bank will provide a version of the data mining system, entitled IntelliLink, to DOE at no cost for the basic version. This business unit will detect patterns, trends, and/or anomalies for use in risk management, spend patterns, and other areas of analysis. If necessary, DOE will incur costs to enhance IntelliLink if it does not fully meet DOE's requirements.

### Board Pricing Policy

Each Headquarters element pays the actual contract closeout cost, determined by the unit price of each contract type and negotiated level of service. Purchase Card Data Mining costs are allocated based on the distribution of the last four quarterly payments (refunds) resulting from the DOE purchase card program. DCAA audits are charged to programs based on actual usage from the previous fiscal year. Traditionally, these expenses have been funded with program funding and the WCF proposes using this same funding for WCF billing.

Table 11a and Table 11b provide program direction and program charges, respectively, for each organization in Headquarters. There are minimal budget impacts in FY 2011, which are below the rate of inflation.

**Table 11a**  
**Working Capital Fund Program Direction Budget by Procurement Management Business-line<sup>a</sup>**  
(dollars in thousands)

	FY 2009 Actual	FY 2010 Estimate	FY 2011 Estimate
Bonneville Power Administration	0	0	0
Chief Financial Officer	25	8	8
Congressional & Intergovernmental Affairs	4	0	0
Economic Impact and Diversity	4	4	4
Energy Efficiency	80	286	111
Energy Information Administration	83	230	239
Environmental Management	84	0	90
Fossil Energy	35	118	104
General Counsel	6	4	4
Office of Human Capital Management	0	0	0
Hearings and Appeals	13	3	3
Health, Safety and Security	63	144	70
Inspector General	4	4	4
Chief Information Officer	11	46	47
Intelligence	8	25	25
Legacy Management	23	11	12
Office of Management	156	94	97
National Nuclear Security Administration	50	253	123
Nuclear Energy	47	0	76
Naval Reactors	0	0	0
Office of Electricity Delivery and Energy Reliability	1	0	0
Public Affairs	0	3	3
Policy and International Affairs	5	11	11
Civilian Radioactive Waste Management	0	0	0
Office of the Secretary	0	0	0
Science	60	594	63
WAPA/SWPA/SEPA	41	29	46
Field Offices	0	7	8
<b>Total, Working Capital Fund</b>	<b>800</b>	<b>1,875</b>	<b>1,149</b>

<sup>a</sup> Numbers may not add due to rounding.

**Table 11b**  
**Working Capital Fund Program Funded Budget by Procurement Management Business-line<sup>a</sup>**  
(dollars in thousands)

	FY 2009 Actual	FY 2010 Estimate	FY 2011 Estimate
Bonneville Power Administration	0	73	76
Chief Financial Officer <sup>b</sup>	0	0	0
Congressional & Intergovernmental Affairs	0	0	0
Economic Impact and Diversity	0	0	0
Energy Efficiency	257	602	623
Energy Information Administration	0	0	0
Environmental Management	1,377	5,498	5,690
Fossil Energy	716	1,504	1,557
General Counsel	0	0	0
Office of Human Capital Management	0	0	0
Hearings and Appeals	0	0	0
Health, Safety and Security	0	68	71
Inspector General	0	0	0
Chief Information Officer	0	0	0
Intelligence	4	0	0
Legacy Management	0	0	0
Office of Management	0	0	0
National Nuclear Security Administration	1,647	2,623	2,715
Nuclear Energy	323	723	748
Naval Reactors	171	349	361
Office of Electricity Delivery and Energy Reliability	0	0	0
Public Affairs	0	0	0
Policy and International Affairs	0	0	0
Civilian Radioactive Waste Management	20	20	21
Office of the Secretary	0	0	0
Science	1,365	2,778	2,875
WAPA/SWPA/SEPA	0	15	15
Field Offices	0	0	0
<b>Total, Working Capital Fund</b>	<b>5,879</b>	<b>14,253</b>	<b>14,752</b>

<sup>a</sup> Numbers may not add due to rounding.

<sup>b</sup> For Staff offices and other offices not funded with Program Funding estimates reflect Program Direction Funding.

## Payroll and Personnel

### Description

The major components of this business are the processing of the payroll for DOE Federal employees and the operation of the Corporate Human Resources Information System (CHRIS). All related personnel services will continue to be carried out by Federal employees and therefore do not fall under the Working Capital Fund Payroll and Personnel Business-line.

**Payroll Processing** prepares civilian payrolls based on authenticated documentation. The combined efforts of DOE and the Defense Financial Accounting Service perform the following functions.

- Computes, deposits, and reports Federal, State, and local income taxes;
- Maintains employee records related to Civil Service and Federal Employees Retirement Systems, reports retirement information to the Office of Personnel Management, and performs reconciliation of account balances with Office of Personnel Management and the Department of the Treasury;
- Accounts and reports employee's health benefit coverage, thrift savings plans, and unemployment compensation, among other non-salary employee payments;
- Maintains donated leave subsystem; and
- Maintains and operates the Department's system of allocating payroll costs to the proper appropriation.
- Finances the DOE transit subsidy for headquarters employees.

Detailed employee information and Office of Personnel Management regulations are critical inputs to payroll processing. This business-line is being used to finance certain Office of Personnel Management (OPM) and transit subsidy charges that benefit to the entire DOE work force.

**Corporate Human Resources Information System (CHRIS)** is the Department's Enterprise Human Resources system of record. Specifically, the project supports the strategic management of human resource capital goal by providing official data and reports for external reporting, internal decision-making, policy reviews and electronic workflow to support the paperless office, streamlined business processes and improved operational efficiencies. Employee Self Service is an additional component of the CHRIS Project, as is DOE Jobs, the web-based automated recruitment and application system.

### Board Pricing Policy

Payroll processing and CHRIS operations costs for this business are allocated to each program on the basis of their employment levels at the beginning of the current fiscal year. Transit Subsidy charges are based on actual usage by the respective programs.

A significant portion of the payroll Working Capital Fund resources are used to reimburse the Defense Finance and Accounting Service, the payroll service provider for the Department of Energy. Actual FY 2002 billing for this business was \$5.3 million compared to \$4.4 million for expanded services today.

Table 12 provides the estimated distribution of costs by program customer. There is no budget increase in FY 2011.



**Table 12**  
**Working Capital Fund Budget by Payroll and Personnel Business-line<sup>a</sup>**

(dollars in thousands)

	FY 2009 Actual	FY 2010 Estimate	FY 2011 Estimate
Bonneville Power Administration	0	0	0
Chief Financial Officer	213	175	175
Congressional & Intergovernmental Affairs	21	29	29
Economic Impact and Diversity	36	37	37
Energy Efficiency	459	470	470
Energy Information Administration	459	484	484
Environmental Management	751	762	762
Fossil Energy	423	416	416
General Counsel	185	201	201
Office of Human Capital Management	183	166	166
Hearings and Appeals	27	29	29
Health, Safety and Security	239	238	238
Inspector General	162	169	169
Chief Information Officer	97	88	88
Intelligence	199	187	187
Legacy Management	38	39	39
Office of Management	286	278	278
National Nuclear Security Administration	1,513	1,554	1,554
Nuclear Energy	226	208	208
Naval Reactors	111	83	83
Office of Electricity Delivery and Energy Reliability	75	69	69
Public Affairs	16	18	18
Policy and International Affairs	98	107	107
Civilian Radioactive Waste Management	138	134	134
Office of the Secretary	18	20	20
Science	558	499	499
WAPA/SWPA/SEPA	652	688	688
Field Offices	0	0	0
<b>Total, Working Capital Fund</b>	<b>7,182</b>	<b>7,148</b>	<b>7,148</b>

<sup>a</sup> Numbers may not add due to rounding.

## Corporate Training Services

### Description

The Corporate Training Services Business-line combines Training Delivery and Services (TDS) and the Online Learning Center (OLC) business segments, to deliver courses which support the Department's mission programs. The benefits to the DOE include: DOE specific courses, competitive pricing, and fee for service pricing.

**The Energy Online Learning Center (OLC)** is a web-based commercial off-the-shelf (COTS) training system that provides access to online learning and training. The goal of this business segment is to use technology to deliver learning activities to the desktop wherever such delivery can be demonstrated to improve learning outcomes and reduce costs independently or in combination with other training methods. The overall vision of the OLC program is to provide the capability for all DOE Federal employees to have access to web-based training via the desktop. The OLC has been structured to meet DOE needs with a customized access process and DOE specific information.

**The Training Delivery and Services (TDS)** include; the design, development, and delivery of competency-based courses to meet critical skills development needs in Project Management, Program Management, and Acquisition and Assistance Management. A series of Continuing Education courses has been added to present new topics and refresher training. Program offerings include modular course design, and customized, just-in-time training, for on-site and centralized delivery. The Program has a 20-year track record of providing professional training and training services throughout the DOE complex. Training management services are offered to customers on a negotiated basis only.

### Board Pricing Policy

Participating DOE organizations pay for this service through a fixed annual fee per student and allocation of administrative costs, based on number of employees per program, in order to access to the OLC.

Participating DOE organizations pay \$200/day for each employee enrolled in professional skills training courses.

The OLC2 business segment is authorized to negotiate agreements with customers to prepare course materials for inclusion in the Center.

Table 13 provides the estimated Corporate Training Services charges for each organization in Headquarters. There is no budget increase in FY 2011.

**Table 13**  
**Working Capital Fund Budget by Corporate Training Services Business-line<sup>a</sup>**

(dollars in thousands)

	FY 2009 Actual	FY 2010 Estimate	FY 2011 Estimate
Bonneville Power Administration	0	291	291
Chief Financial Officer	11	53	53
Congressional & Intergovernmental Affairs	2	8	8
Economic Impact and Diversity	1	9	9
Energy Efficiency	18	27	27
Energy Information Administration	25	58	58
Environmental Management	30	227	227
Fossil Energy	7	110	110
General Counsel	14	29	29
Office of Human Capital Management	18	69	69
Hearings and Appeals	2	8	8
Health, Safety and Security	18	152	152
Inspector General	6	37	37
Chief Information Officer	13	45	45
Intelligence	5	25	25
Legacy Management	1	17	17
Office of Management	36	68	68
National Nuclear Security Administration	34	428	428
Nuclear Energy	13	80	80
Naval Reactors	0	23	23
Office of Electricity Delivery and Energy Reliability	10	18	18
Public Affairs	0	17	17
Policy and International Affairs	7	13	13
Civilian Radioactive Waste Management	6	46	46
Office of the Secretary	1	4	4
Science	18	151	151
WAPA/SWPA/SEPA	0	162	162
Field Offices	0	0	0
<b>Total, Working Capital Fund</b>	<b>296</b>	<b>2,175</b>	<b>2,175</b>

<sup>a</sup> Numbers may not add due to rounding.

## **Project Management Career Development Program**

### **Description**

The Project Management Career Development Program (PMCDP) provides a wide range of developmental, mentoring, training, and rotational activities which lead to project management certification. Project management certification under the program is based upon the requirements for training, developmental activities, and experience outlined in the certification standard contained in DOE Order 361.1A, Chapter IV and meets the certification requirements of the Federal Acquisition Certification for Program and Project Managers defined in OMB Circular A-11, Part 7. The Project Management Career Development Program defines necessary DOE project management knowledge, skills and abilities, as well as, DOE training course requirements. Components of PMCDP also include a DOE career development tracking system and a DOE project management certification program.

The PMCDP program also provides the Information Technology community with training opportunities to satisfy OMB and Chief Information Officer requirements for project managers.

### **Board Pricing Policy**

In FY 2010, the business-line will continue to assess programs based on the number of projects, the amount of projects in the portfolio, and the number of incumbent project directors or potential project directors identified by the programs. Fixed costs related to the PMCDP will be charged to programs based on their pro-rata share of the number of projects and the value of those projects in the Project Accounting and Reporting System (PARS). The variable costs of delivering courses will be charged to programs based on their pro-rata share of targeted participants based on program PMCDP Profile.

In addition, we expect some programs outside of the assessment pool to desire participation in the training offered to include training for Real Property Asset Management. In those cases, the business will allocate a certain number of slots, on a space available basis, at the rate of \$200/day. These charges will offset other development costs and future charges to the programs.

Table 14 provides the estimated Project Management Career Development Program charges for each organization in Headquarters. The \$400,000 increase in FY 2011 was approved by the WCF Board at its June 3, 2009 Board meeting. This increase is required in order to develop new or updated course material and for increased course delivery.

**Table 14**  
**Working Capital Fund Budget by PMCDP<sup>a</sup>**

(dollars in thousands)

	FY 2009 Actual	FY 2010 Estimate	FY 2011 Estimate
Bonneville Power Administration	0	0	0
Chief Financial Officer	27	19	27
Congressional & Intergovernmental Affairs	0	0	0
Economic Impact and Diversity	0	0	0
Energy Efficiency	20	15	20
Energy Information Administration	14	10	14
Environmental Management	518	370	518
Fossil Energy	75	54	75
General Counsel	0	0	0
Office of Human Capital Management	3	2	3
Hearings and Appeals	0	0	0
Health, Safety and Security	9	7	9
Inspector General	0	0	0
Chief Information Officer	17	12	17
Intelligence	0	0	0
Legacy Management	0	4	5
Office of Management	5	4	5
National Nuclear Security Administration	281	201	281
Nuclear Energy	276	105	147
Naval Reactors	0	0	0
Office of Electricity Delivery and Energy Reliability	0	0	0
Public Affairs	0	0	0
Policy and International Affairs	0	0	0
Civilian Radioactive Waste Management	106	75	106
Office of the Secretary	0	0	0
Science	167	119	167
WAPA/SWPA/SEPA	4	3	4
Field Offices	0	0	2
<b>Total, Working Capital Fund</b>	<b>1,522</b>	<b>1,000</b>	<b>1,400</b>

<sup>a</sup> Numbers may not add due to rounding.

## **iManage**

iManage is the Department's solution for managing enterprise-wide systems and data. iManage is consolidating and streamlining Department-wide systems and business processes to integrate financial, budgetary, procurement, personnel, program and performance information. iManage is supported at the core by a central data warehouse/portal that links common data elements from each of the Department's business systems and supports both external and internal reporting.

**Description:** The **Standard Accounting and Reporting System (STARS)** provides the Department with a modern, comprehensive, and responsive financial management system that records and processes accounting transactions for general accounting, payments, receivables, purchasing including obligations and reservations, accruals, plant and capital equipment, nuclear materials accounting and many other functions. STARS is the foundation for linking budget formulation, budget execution, financial accounting, financial reporting, cost accounting, and performance measurement. The system fully supports a data warehouse linking common data elements from all of the corporate business systems. STARS is also being used for financial reporting including FACTS I & II, SF 220.9 and SF 224. STARS replaced both the Departmental Integrated Standard Cost Accounting System and Management Accounting Reporting System. Costs include support for Database Administration, System Administration, System Maintenance and Analysis, Application Hosting, and documentation. In addition, the Oracle Software requires annual maintenance fees.

**STRIPES:** Procurement and contracts management component of iManage. It replaced and consolidated federal corporate, regional and local procurement-related systems across the Department. STRIPES automates all procurement and contract activities required or directly associated with planning, awarding, and administering various unclassified acquisition and financial assistance instruments; thereby, increasing the internal efficiency of the Department.

The Oak Ridge Financial Service Center (**ORFSC**) completes over 120,000 payments annually and payment services are provided for all DOE programs, which includes, but is not limited to NNSA, EM, FE, SC and EE.

### **Board Pricing Policy**

STARS charges programs a prorata allocation of costs based on percentage share of three prior fiscal years' combined budget shares, using the Congressional request of the most recent year. These estimates reflect the three years (FY 2006-8) in the Department's FY 2009 Request to Congress.

STRIPES charges programs based on the actual number of system users based on usage during the prior fiscal year.

The ORFSC charges programs based on a prorata share of invoices processed at the center.

Tables 15a and 15b provide the estimated iManage program direction and program charges, respectively, for each organization in Headquarters. The increase in FY 2011 represents initial iBudget operations and increases required for STRIPES operations.

**Table 15a**  
**Working Capital Fund Program Direction Budget by iManage<sup>a</sup>**  
(dollars in thousands)

	FY 2009 Actual	FY 2010 Estimate	FY 2011 Estimate
Bonneville Power Administration	0	0	0
Chief Financial Officer	105	106	0
Congressional & Intergovernmental Affairs	2	5	0
Economic Impact and Diversity	3	5	0
Energy Efficiency	476	408	0
Energy Information Administration	45	44	0
Environmental Management	1,775	1,590	0
Fossil Energy	390	647	0
General Counsel	10	11	0
Office of Human Capital Management	9	11	0
Hearings and Appeals	3	5	0
Health, Safety and Security	96	147	0
Inspector General	23	22	0
Chief Information Officer	39	38	0
Intelligence	52	10	0
Legacy Management	50	46	0
Office of Management	26	26	0
National Nuclear Security Administration	2,558	2,297	0
Nuclear Energy	316	323	0
Naval Reactors	244	149	0
Office of Electricity Delivery and Energy Reliability	48	59	0
Public Affairs	2	17	0
Policy and International Affairs	10	12	0
Civilian Radioactive Waste Management	144	168	0
Office of the Secretary	2	1	0
Science	1,267	1,328	0
WAPA/SWPA/SEPA	0	175	0
Field Offices	0	47	0
<b>Total, Working Capital Fund</b>	<b>7,695</b>	<b>7,697</b>	<b>0</b>

<sup>a</sup> Numbers may not add due to rounding.

**Table 15b**  
**Working Capital Fund Program Funded Budget by iManage<sup>a</sup>**  
(dollars in thousands)

	FY 2009 Actual	FY 2010 Estimate	FY 2011 Estimate
Bonneville Power Administration	0	0	0
Chief Financial Officer <sup>b</sup>	0	0	14
Congressional & Intergovernmental Affairs	0	0	2
Economic Impact and Diversity	0	0	2
Energy Efficiency	0	0	510
Energy Information Administration	0	0	34
Environmental Management	0	0	2,003
Fossil Energy	0	0	323
General Counsel	0	0	10
Office of Human Capital Management	0	0	9
Hearings and Appeals	0	0	2
Health, Safety and Security	0	0	136
Inspector General	0	0	16
Chief Information Officer	0	0	38
Intelligence	0	0	0
Legacy Management	0	0	51
Office of Management	0	0	21
National Nuclear Security Administration	0	0	2,847
Nuclear Energy	0	0	353
Naval Reactors	0	0	274
Office of Electricity Delivery and Energy Reliability	0	0	47
Public Affairs	0	0	1
Policy and International Affairs	0	0	7
Civilian Radioactive Waste Management	0	0	153
Office of the Secretary	0	0	2
Science	0	0	1,442
WAPA/SWPA/SEPA	0	0	222
Field Offices	0	0	0
<b>Total, Working Capital Fund</b>	<b>0</b>	<b>0</b>	<b>8,520</b>

<sup>a</sup> Numbers may not add due to rounding.

<sup>b</sup> For Staff offices and other offices not funded with Program Funding estimates reflect Program Direction Funding.



## Financial Reporting Control Assessment

### Background

The Federal Managers' Financial Integrity Act (FMFIA) and OMB Circular A-123, *Management's Responsibility for Internal Control*, define management's responsibility for internal control and include guidance for management to assess the effectiveness of internal control. OMB issued a revised Circular A-123 on December 21, 2004, for implementation in FY 2009. Appendix A of the revised Circular requires a management assessment of the effectiveness of internal control over financial reporting. Specifically, agencies must (1) assess controls at the entity level as well as the process, transaction or application level by gaining a full understanding of how management considers risk relevant to financial reporting and test controls to assess compliance; (2) document the controls over financial reporting as well as the assessment process; and (3) report the results in an assurance statement as of June 30 each year. This requirement was generated to bring parity in the level of review and accountability between the Federal government and public corporations under the Sarbanes Oxley Act.

### Description

This business will ensure the Department meets the intent of the Congress and the Executive Branch for internal control of financial reporting and has appropriate support for the Secretary's annual assurance statement included as part of the Performance and Accountability Report. Because the requirements of OMB A-123 apply to the agency as a whole, each benefiting program must share the cost of this program.

In order to support these goals, the business will develop, provide, and maintain the capabilities needed to implement a comprehensive Department-wide evaluation of internal controls over financial reporting. The resources and knowledge to conduct such an evaluation are currently not fully available in-house. Furthermore, the Department's internal controls over financial reporting may ultimately be audited and a Certified Public Accountancy (CPA) perspective, as well as the resources to complete the work, may be necessary. In addition to any CPA contractors, the Department will also need access to other support contractors to help maintain the tools currently used to evaluate and report on internal controls over financial reporting. In the future, the business may also evaluate, select, and implement a corporate software solution to assist with the Department's A-123 implementation efforts.

### Board Pricing Policy

The business-line charges customers a prorata allocation of costs based on percentage share of three prior fiscal years' combined budget shares, using the Congressional request of the most recent year. These estimates reflect the three years (FY 2006-8) in the Department's FY 2009 Request to Congress. Departmental programs that use proprietary financial systems, for example, Federal Energy Regulatory Commission and the Power Marketing Administrations will be excluded from billing for this business.

Tables 16a and 16b provide the estimated Financial Reporting Control Assessment program direction and program charges, respectively, for each organization in Headquarters. There are no budget increases in FY 2011.

**Table 16a**  
**Working Capital Fund Program Direction Budget by**  
**Financial Reporting Control Assessment <sup>a</sup>**

(dollars in thousands)

	FY 2009 Actual	FY 2010 Estimate	FY 2011 Estimate
Bonneville Power Administration	0	0	0
Chief Financial Officer	7	8	0
Congressional & Intergovernmental Affairs	1	1	0
Economic Impact and Diversity	1	1	0
Energy Efficiency	246	247	0
Energy Information Administration	16	16	0
Environmental Management	966	965	0
Fossil Energy	156	156	0
General Counsel	5	5	0
Office of Human Capital Management	5	5	0
Hearings and Appeals	1	1	0
Health, Safety and Security	66	66	0
Inspector General	8	8	0
Chief Information Officer	18	18	0
Intelligence	0	0	0
Legacy Management	24	24	0
Office of Management	10	10	0
National Nuclear Security Administration	1,373	1,370	0
Nuclear Energy	170	171	0
Naval Reactors	132	132	0
Office of Electricity Delivery and Energy Reliability	23	23	0
Public Affairs	1	1	0
Policy and International Affairs	3	3	0
Civilian Radioactive Waste Management	74	73	0
Office of the Secretary	1	1	0
Science	695	694	0
WAPA/SWPA/SEPA	0	0	0
Field Offices	0	0	0
<b>Total, Working Capital Fund</b>	<b>4,000</b>	<b>4,000</b>	<b>0</b>

<sup>a</sup> Numbers may not add due to rounding.

**Table 16b**  
**Working Capital Fund Program Funded Budget by**  
**Financial Reporting Control Assessment <sup>a</sup>**

(dollars in thousands)

	FY 2009 Actual	FY 2010 Estimate	FY 2011 Estimate
Bonneville Power Administration	0	0	0
Chief Financial Officer <sup>b</sup>	0	0	8
Congressional & Intergovernmental Affairs	0	0	1
Economic Impact and Diversity	0	0	1
Energy Efficiency	0	0	247
Energy Information Administration	0	0	16
Environmental Management	0	0	965
Fossil Energy	0	0	156
General Counsel	0	0	5
Office of Human Capital Management	0	0	5
Hearings and Appeals	0	0	1
Health, Safety and Security	0	0	66
Inspector General	0	0	8
Chief Information Officer	0	0	18
Intelligence	0	0	0
Legacy Management	0	0	24
Office of Management	0	0	10
National Nuclear Security Administration	0	0	1,370
Nuclear Energy	0	0	171
Naval Reactors	0	0	132
Office of Electricity Delivery and Energy Reliability	0	0	23
Public Affairs	0	0	1
Policy and International Affairs	0	0	3
Civilian Radioactive Waste Management	0	0	73
Office of the Secretary	0	0	1
Science	0	0	694
WAPA/SWPA/SEPA	0	0	0
Field Offices	0	0	0
<b>Total, Working Capital Fund</b>	<b>0</b>	<b>0</b>	<b>4,000</b>

<sup>a</sup> Numbers may not add due to rounding.

<sup>b</sup> For Staff offices and other offices not funded with Program Funding estimates reflect Program Direction Funding.

## **Financial Statement Audit**

### **Description**

Support services relating to the audit contract are required to attain contractor expertise, needed primarily for financial statement audits required by the Government Management Reform Act (GMRA) (e.g., actuaries, petroleum engineers, and information technology support personnel). The WCF Board has not finalized the pricing policy for this business.

The amounts listed in Table 17 are consistent with similar funded items and is our best estimate of the charges that will be approved by the Board at a subsequent meeting and codified in WCF pricing policies as documented in the Policies and Procedures of the Board. Due to the complex-wide and broad budget overview of these financial statement audits, mission programs will have the option of using program funds to finance this activity.

### **Board Pricing Policy (estimate)**

The business-line charges customers a prorata allocation of costs based on percentage share of three prior fiscal years' combined budget shares, using the Congressional request of the most recent year. These estimates reflect the three years (FY 2007-9) in the Department's FY 2010 Request to Congress. Departmental programs that use proprietary financial systems, for example, Federal Energy Regulatory Commission and the Power Marketing Administrations will be excluded from billing for this business.

Table 17 provides the estimated Financial Statement Audit program funded charges for each organization in Headquarters. There is no budget increase in FY 2011.

**Table 17**  
**Working Capital Fund Budget by Financial Statement Audit Business-line<sup>a</sup>**

	(dollars in thousands)		
	FY 2009 Actual	FY 2010 Estimate	FY 2011 Estimate
Bonneville Power Administration	0	0	0
Chief Financial Officer <sup>b</sup>	0	21	21
Congressional & Intergovernmental Affairs	0	2	2
Economic Impact and Diversity	0	3	3
Energy Efficiency	0	738	738
Energy Information Administration	0	49	49
Environmental Management	0	2,897	2,897
Fossil Energy	0	467	467
General Counsel	0	14	14
Office of Human Capital Management	0	14	14
Hearings and Appeals	0	3	3
Health, Safety and Security	0	197	197
Inspector General	0	23	23
Chief Information Officer	0	55	55
Intelligence	0	0	0
Legacy Management	0	73	73
Office of Management	0	31	31
National Nuclear Security Administration	0	4,117	4,117
Nuclear Energy	0	510	510
Naval Reactors	0	397	397
Office of Electricity Delivery and Energy Reliability	0	68	68
Public Affairs	0	2	2
Policy and International Affairs	0	10	10
Civilian Radioactive Waste Management	0	221	221
Office of the Secretary	0	3	3
Science	0	2,085	2,085
WAPA/SWPA/SEPA	0	0	0
Field Offices	0	0	0
<b>Total, Working Capital Fund</b>	<b>0</b>	<b>12,000</b>	<b>12,000</b>

<sup>a</sup> Numbers may not add due to rounding.

<sup>b</sup> For Staff offices and other offices not funded with Program Funding estimates reflect Program Direction Funding.



# **Energy Information Administration**

# **Energy Information Administration**



## **Energy Information Administration**

### **Proposed Appropriation Language**

For necessary expenses in carrying out the activities of the Energy Information Administration, [~~\$110,595,000~~] *\$128,833,000*, to remain available until expended.



## Energy Information Administration

### Overview

### Appropriation Summary by Program

(dollars in thousands)

	FY 2009 Current Appropriation	FY 2009 Current Recovery Act Appropriation	FY 2010 Current Appropriation	FY 2011 Request
Energy Information Administration	110,595	N/A	110,595	128,833
Total, Energy Information Administration	110,595	N/A	110,595	128,833

#### Preface

The U.S. Energy Information Administration is the statistical and analytical agency within the U.S. Department of Energy. EIA is the Nation's premier source of energy information and by law, its data analyses, and forecasts are independent of approval by any other officer or employee of the United States Government. When faced with major energy challenges, such as Congressional debates over limiting greenhouse gas emissions, the dramatic oil price increases in late 2007 to mid 2008, and the devastating hurricanes in 2005 and again in 2008, both the Administration and the Congress rely on EIA as their trusted source of energy information and analysis. With the current spotlight on energy issues and the economy, EIA is being called upon more and more to provide timely energy information and analysis on critical energy issues to assist the Administration and the Congress in their deliberations on national and international energy policy. Through this budget request, EIA seeks to improve its capabilities to respond to the Nation's need for reliable energy information, focusing on the need to close growing energy information gaps that challenge the agency's ability to maintain the quality of the information it provides.

Because energy is central to the U.S. economy, the Nation's leaders, policymakers, energy markets, news media, and citizens need reliable and timely information and analyses when an energy disruption occurs, when debates on competing national energy development and utilization strategies are discussed and when business and personal energy investment decisions are made. As the energy industry evolves and becomes increasingly more complex and interdependent, EIA must update its energy data collection and analysis programs to reflect the current industry composition and operation and continue to provide the most comprehensive picture of energy markets and industry.

Within the Energy Information Administration appropriation, EIA has one program: Energy Information Administration, with no subprograms.

#### Mission

The U.S. Energy Information Administration collects, analyzes, and disseminates independent and impartial energy information to promote sound policymaking, efficient markets, and public understanding of energy and its interaction with the economy and the environment.

## **Benefits**

Every Administration and Congress since EIA's inception in 1977 have come to rely on its independent and impartial data, projections and analyses to provide important input for energy policy development. Our products help inform U.S. energy and associated environmental policy, as well as assist policymakers and the public in understanding a variety of energy market and geopolitical situations which affect supplies and prices. Our stakeholders depend on EIA to produce credible and reliable analyses on the potential impact of energy policy proposals and to present clear, accurate, and timely assessments of topical energy issues and events. The scope of our audience is quite broad and, in addition to the U.S. Government, includes energy consumers, producers, investors, state and local governments, the news media, international agencies and foreign governments.

## **Performance**

The EIA program supports the Secretary's Goal 2: Energy: *Build a competitive, low-carbon economy and secure America's energy future.*

## **Contribution to GPRA Unit Program Goal 1.1.12.00, Energy Information Administration**

GPRA Unit Program Goal 1.1.12.00, Energy Information Administration: EIA's information program is relevant, reliable and consistent with changing industry structures, and EIA's products are accurate and timely. EIA contributes to DOE's mission and its GPRA Unit Program Goal by providing national and international energy data, projections and analyses.

EIA's priority is to maintain high quality, core energy data programs and modeling methodologies essential to providing timely and accurate energy information, analysis, and forecasts. EIA will continue to collect, analyze and disseminate energy information, and provide its products to Administration energy policymakers, the Congress, State and local governments, industry, educational institutions, the news media, and the public.

## **Means and Strategies**

EIA will use various means and strategies to achieve its GPRA Unit Program goal. EIA's FY 2011 program will consist of: data collection activities to support statutory requirements to maintain a comprehensive energy information system; publishing reports and analyses used by a wide variety of customers in the public and private sectors; maintaining the National Energy Modeling System for long-term analyses; and maintaining the Regional Short-Term Energy Model for near-term energy market analysis and forecasting.

EIA will accomplish its mission through the use of surveys, expert analyses, forecasting models, and information dissemination. EIA also will continue investing in resources to ensure the accuracy of its energy data and analyses, as well as the security of energy data. These efforts reflect changes in energy sectors resulting from a variety of factors, including the restructuring of energy industries, demographic changes, the need for increased security of market sensitive data, new fuel standards, the increasing use of renewable fuels, and new legislative mandates.

EIA will implement the following means:

- Deploy a unified, EIA-wide internet data collection tool for surveys. This tool, replacing multiple legacy collection systems, will serve as EIA's primary data-collection mechanism for obtaining respondent data, and will improve the efficiency of data collection and editing and improve data quality. EIA also will continue to disseminate energy data, information, analyses, forecasts and

reports via the Internet, and update its website to facilitate access to relevant energy information by EIA's diverse customer base.

- Employ EIA's new Omnibus Procurement vehicle to streamline the procurement process and improve competition.
- Conduct customer forums and customer needs assessments in order to maintain an up-to-date product and service mix.
- Continue implementing selected findings and recommendations from the May 2006 External Study Team report, "Challenges, Choices and Changes: An External Study of the Energy Information Administration." The External Study Team, led by Massachusetts Institute of Technology Professor A. Denny Ellerman, conducted an independent evaluation of EIA's activities and performance. The External Study Team was asked specifically to consider whether EIA is doing the "right things" and to identify challenges that EIA will face over the next five years.

The EIA will implement the following strategies:

- Expand EIA's surveys of energy consumption in commercial buildings, manufacturing, and homes. EIA's end-use consumption surveys provide baseline information critical to understanding energy use and are the basis for benchmarking and performance measurement for energy efficiency programs. Increasing the sample size, geographic coverage and/or frequency will vastly improve data reliability and will permit more complex analysis of key indicators of energy use, publication of more building types, and more accuracy for secondary uses of the data by other Federal agencies.
- Address energy market behavior and the interrelationship of energy and financial markets. This initiative focuses on: 1) collection of critical information on factors affecting energy; 2) analysis through in-depth studies of energy market behavior; 3) outreach to solicit feedback from a broad range of experts on the interrelationship of energy and financial markets; and 4) coordination with other Federal agencies that are engaged in energy market information collection, analysis, and oversight.
- Building on existing surveys of electricity distribution and transmission providers, initiate efforts to track and analyze the adoption of "Smart Grid" technologies and dynamic electricity pricing plans that are made possible by the deployment of smart meters. "Smart Grid" refers to the modernization of both the electricity transmission and distribution grids with full integration of advanced information, communication, and control technologies into electric system operations.
- Continue to upgrade the aging National Energy Modeling System (NEMS). A new National Energy Model (NEM) will improve the ability to assess and forecast supply, demand, and technology trends affecting U.S. and world energy markets. EIA will improve representations of regional transportation energy markets and vehicle efficiency standards, as well as fuel supply and conversion to meet the needs of the Administration, the Congress, and other customers for relevant, reliable, timely, consistent and accurate energy projections and analyses.

These means and strategies will result in improved data quality, analysis, and forecasts for our customers; will realize cost savings; and reduce the time needed to publish data, putting the taxpayers' dollars to more productive use.

Over the next several years, many external factors will increase the importance and visibility of EIA's data and analyses. For example:

- Continued growth of global energy demand with world marketed energy consumption projected to grow by 44 percent between 2006 and 2030, according to the reference case projection from EIA's *International Energy Outlook 2009* (IEO2009) released in May 2009. The IEO2009 shows the most rapid growth in energy demand for nations outside the Organization for Economic Cooperation and Development (OECD), especially in non-OECD Asia, where strong projected economic growth drives the increase in energy use.
- Volatile energy prices in U.S. markets for petroleum and natural gas, which increases demand for up-to-date information, analyses, and projections. Average world oil prices rose every year between 2003 and 2008. Oil prices in 2008 were more than double 2003 prices in real terms, reaching \$147 per barrel in mid-July, when they were well above the historical inflation-adjusted record price for a barrel of oil set in the early 1980s. Since that time, average prices fell to \$41 per barrel in December 2008, but have more recently rebounded to roughly \$80 per barrel. Natural gas prices also have moved dramatically, diverging from the recent pattern of oil prices with a continuing decline in prices from the spring through the summer of 2009. More recently, prices have increased with December prices the highest since January 2009.

Hence, EIA will focus its efforts on improving the quality and timeliness of data and reports. This will help maintain the reliability and credibility of its products. The following external factors could impact EIA's ability to meet these goals:

- Continual restructuring of the electric and natural gas industries, which has made energy use and price data, especially at the end-use level, much more difficult to obtain from new and emerging merchant providers, and could impact EIA's efforts to improve data quality and reliability.
- Increasing requests from Congress and other customers for analyses and forecasts regarding the effects of high energy prices and proposed energy policies and environmental policies with energy impacts could redirect staff resources from other important tasks, notably the requirement to keep our survey frames, the lists of entities and/or facilities participating in each energy activity for which data is collected, up-to-date.

### **Validation and Verification**

EIA conducts various internal and external reviews to validate and verify program performance, working with such groups as the National Academy of Sciences, the American Statistical Association's Committee on Energy Statistics, and external independent expert reviewers. EIA also conducts an annual customer satisfaction survey as well as conducts satisfaction surveys of its most important analytical products. EIA also conducts surveys of participants at EIA's Annual Energy Conference, which presents information from EIA's *Annual Energy Outlook* and *Short-Term Energy Outlook* – among other sources, to identify issues requiring additional attention.

EIA's senior management reviews the results of the customer surveys and uses the information to adjust available resources to improve EIA outcomes, such as enhancing the quality of EIA's website, improving customer services, reengineering electronic products, and adjusting the information product mix. EIA tracks product usage levels in many ways, including the impact of EIA data on energy markets; number of requests from the Administration and the Congress for testimony, briefings, reports and analysis; number of customers and the products they use; number of telephone inquiries; number of news media citations; and number of website file downloads.

The development of EIA's statistical data and forecasts is driven by EIA's information quality guidelines. EIA has performance standards to ensure the quality (i.e., objectivity, validity, accuracy, reliability, utility, and integrity) of energy information it disseminates to the public. EIA also strives for transparency of information and methods, to improve understanding and to facilitate reproducibility of the information and results of analytical investigations on critical energy issues and topics. For additional information about EIA's quality program see: <http://www.eia.doe.gov/msg/EIA-IQ-Guidelines.html>.

EIA's performance measures results are presented to senior management on a regular basis. Measures include the percent of recurring products that meet their release dates, the number of monthly user sessions of EIA's website, and the percent of customers satisfied with the quality of EIA information. Management also tracks the number of media citations and discussions with high-level policymakers in the Administration and the Congress.

Additionally, EIA senior management conducts quarterly reviews of cost, schedule, and scope to ensure projects are on-track and within budget.

## Annual Performance Targets and Results

**Secretarial Goal:** Energy: Build a competitive, low-carbon economy and secure America's energy future.

**GPRA Unit Program Goal:** Energy Information Administration

FY 2006	FY 2007	FY 2008	FY 2009	FY 2010	FY 2011	FY 2012	FY 2013	FY 2014	FY 2015
---------	---------	---------	---------	---------	---------	---------	---------	---------	---------

**Performance Measure:** Timeliness of EIA Information Products. Percent of selected EIA recurring products meet their release date targets (all product types).

T: 90% A: 94%	T: 90% A: 94%	T: 95% A: 95%	T: 95% A: 97%	T: 95% A:	T: 95% A:	T: 95% A:	T: 95% A:	T: 95% A:	T: 95% A:
------------------	------------------	------------------	------------------	--------------	--------------	--------------	--------------	--------------	--------------

**Performance Measure:** Quality of EIA Information Products. Percent or more of customers are satisfied or very satisfied with the quality of EIA information.

T: 90% A: 93%	T: 90% A: 92%	T: 90% A: 90%	T: 90% A: 91%	T: 90% A:	T: 90% A:	T: 90% A:	T: 90% A:	T: 90% A:	T: 90% A:
------------------	------------------	------------------	------------------	--------------	--------------	--------------	--------------	--------------	--------------

**Performance Measure:** Efficiency Measure. Cost savings realized from a subset of surveys, released on schedule, without any decrease in accuracy.  
Target: Actual cost will be less than the baseline adjusted for inflation.

T: increase < inflation A: -2.5%	T: increase < inflation A: -5.2%	T: increase < inflation A: +1.5%	T: increase < inflation A: +4.0%	T: increase < inflation A:	T: increase < inflation A:	T: increase < inflation A:	T: increase < inflation A:	T: increase < inflation A:	T: increase < inflation A:
--	--	--	--	----------------------------------	----------------------------------	----------------------------------	----------------------------------	----------------------------------	----------------------------------

In FY 2009, "+4.0%" is the change in costs from FY 2004, the baseline year, to the costs in FY 2009. EIA met its goal as the nominal costs increased less than inflation, which according to the Consumer Price Index is up 14% since FY 2004.

The examples above clearly explain the performance of annual targets against long-term measures in quantitative detail.



## Energy Information Administration

### Funding by Site by Program

(dollars in thousands)

	FY 2009	FY 2010	FY 2011
Washington Headquarters	110,595	110,595	128,833
Total, Energy Information Administration	110,595	110,595	128,833

### Major Changes or Shifts by Site

#### Washington Headquarters

In FY 2011, EIA will focus special attention on three areas: energy end-use data; energy and financial market analysis; and replacing EIA's U.S. energy model. Energy end-use data efforts will continue to focus on improvements in information to help identify how the deployment of specified energy technologies and practices in buildings affect energy efficiency data. EIA's end-use consumption surveys provide baseline information critical to understanding energy use and are the basis for benchmarking and performance measurement for energy efficiency programs. The energy and financial markets initiative will improve understanding and analysis of what drives energy prices.

In addition, EIA will continue to improve its internal efficiency through: 1) expanded use of electronic data collection methods to replace paper-based energy survey respondent forms; 2) consolidating selected individual surveys to reduce respondent burdens and data reconciliation costs without losing information; 3) consolidating contract requirements, where possible, into fixed priced performance contracts; and 4) conducting requirements analyses to replace legacy systems with applications having reduced operating and/or maintenance costs, or providing improved coverage at comparable cost.

### Site Description

#### Washington Headquarters

The Energy Information Administration is the Nation's premier source of unbiased energy information, analysis and forecasting. EIA provides timely energy information and analysis to its customers, which include the Congress, the Administration, the Executive Branch, other national and international leaders, energy policymakers world-wide, energy markets, news media, and citizens.

## Program Direction

### Funding Profile by Category

(dollars in thousands/whole FTEs)

	FY 2009	FY 2010	FY 2011
Headquarters			
Salaries and Benefits	49,841	52,470	54,300
Travel	286	340	340
Support Services	46,431	42,996	58,800
Other Related Expenses	14,037	14,789	15,393
Total, Headquarters	110,595	110,595	128,833
Total, Full Time Equivalents <sup>a</sup>	366	380	390

### Mission

Program Direction provides the Federal staffing resources and associated costs required to provide overall direction and execution of EIA's mission to promote sound policy making, efficient markets, and public understanding regarding energy and its interaction with the economy and the environment.

EIA performs critical functions that directly support the mission of the Department. These functions include developing and maintaining a comprehensive energy database, disseminating energy data and analyses to a wide variety of customers in the public and private sectors, and preparing special requests and reports. Among other tasks, statutes require EIA to maintain the National Energy Modeling System for mid-term energy market analysis and projections; maintain the Regional Short-Term Energy Model for near-term energy market analysis and forecasting; conduct surveys of energy use in residences, commercial buildings, and the manufacturing sector; and conduct customer forums and surveys to maintain an up-to-date product and service mix.

EIA also responds to inquiries from a broad range of customers asking for energy information. EIA's customers include energy and environmental policymakers in the Administration and the Congress, agencies of the Federal Government, State and local governments, industry, educational institutions, the news media, and the public. EIA's data and analyses serve as a focal point for the international dialogue on energy markets.

EIA's strategy is to make its products and services available to customers through the increasing use of electronic dissemination accessed through the EIA website. EIA website usage exceeded 28 million user sessions in FY 2009. EIA will continue to print only three multi-fuel publications: the *Annual Energy Outlook*, the *Annual Energy Review*, and the *International Energy Outlook*.

---

<sup>a</sup> Excludes one (1) FTE funded by the Nuclear Waste Disposal Fund.

In FY 2011, EIA operations will focus on managing its human capital to drive efficiencies. The budget request supports staffing needs that are geared towards skills to provide the maximum flexibilities for anticipated changes in future energy data and analytical requirements. The budget also maintains training for staff involved in the contract management process, which is an area that offers potential greater efficiencies through the implementation of more effective contracting practices including fixed price contracts, cost plus incentive fee contracts, performance-based contracting, incorporation of project management methodology, and acquisition certification for key EIA staff.

### Accomplishments in Energy Data and Forecasting Programs

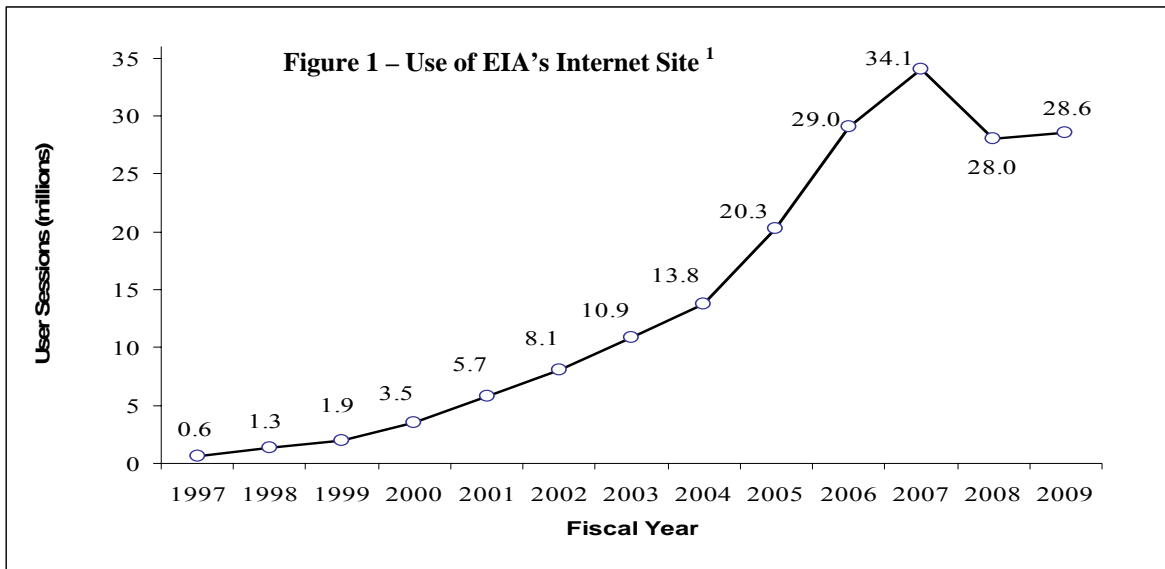
The accomplishments listed below are associated with FY 2009, unless otherwise noted, and do not include the numerous meetings with, and briefings for, members of Congress and their staff, the Administration, and other government agencies. Nor does it include the myriad telephone and e-mail requests for data and analysis from the Congress and the Administration that are received and answered throughout the year.

- EIA Projections Reflect the Latest Laws
  - In April, EIA released the updated *Annual Energy Outlook 2009 (AEO2009)* reference case to reflect the provisions of the *American Recovery and Reinvestment Act (ARRA)* that were enacted in mid-February 2009.
  - In December 2009, EIA released projections of U.S. energy supply, demand, and prices to 2035 in the *Annual Energy Outlook 2010 Early Release*. The new EIA *Outlook* projects flat oil consumption to 2035, slower growth in energy use and carbon dioxide emissions, and reduced dependence on imported oil and natural gas.
- EIA Is Responsive to the analytical needs of the Congress
  - EIA submitted to Congress its *State Energy Data Needs Assessment* in response to Section 805(d) of the *Energy Independence and Security Act of 2007*, which required EIA to assess State-level energy data needs and develop a plan to address those needs.
  - EIA issued a report *Light-Duty Diesel Vehicles: Efficiency and Emissions Attributes and Market Issues* which compares the characteristics of diesel-fueled vehicles with those of similar gasoline-fueled, E85-fueled, and hybrid vehicles, and discusses technical, economic, regulatory, and other obstacles to increasing the use of diesel-fueled vehicles in the U.S.
  - EIA testified before House committees on Renewable Portfolio Standard issues, and on the *Annual Energy Outlook 2009*, with a focus on Outer Continental Shelf oil and gas resources.
  - EIA testified before the Senate Energy and Natural Resources Committee on the *Energy Market Transparency Act of 2009*.
  - EIA issued *Analysis of Renewable Electricity Standard Language in American Clean Energy and Security Act* and presented its findings in testimony before the Committee.
  - EIA provided testimony that reviews the state of America's farm and rural economy in light of the current economic climate, particularly as it relates to the energy markets.
  - EIA issued *Energy Market and Economic Impacts of H.R. 2454, the American Clean Energy and Security Act of 2009*, an analysis of the landmark climate/energy bill passed by the House in late June.
  - In October 2009, EIA's new Administrator presented two testimonies to the Senate Energy and Natural Resources Committee on EIA's Analysis of H.R. 2454, *the American Clean Energy and Security Act of 2009* and on an Overview of Natural Gas Supply and Demand.

- Expanded Data Collection Program to Include Ethanol and Biofuels
  - Began a 3-year initiative to modify EIA's weekly and monthly data program to reflect new petroleum practices, new industry regulations as mandated in 2005 EPACT legislation, and to improve the quality and consistency of reported data.
    - Phase I, implemented in 2009, focused on collecting and publishing U.S. and regional renewable fuel (mainly ethanol) information. Detail collected on fuel ethanol production was changed from aggregate company and Petroleum Administration for Defense (PAD) District to production site to better track the increase in fuel ethanol production and sales and mergers of production facilities.
    - EIA began publishing regional demand for fuel ethanol and other renewable fuels based on ethanol inputs into gasoline, another measure of ethanol demand. Improved the Quality of Ethanol Data
    - Consolidated the reporting of monthly terminal inventory data (reported on EIA-811) with the blending activity (reported on EIA-815) and required all terminal activity to be reported on a site basis. Expanded the product slate for blending operations to accommodate reclassification of products and added a full material balance.
    - Improved reporting and product coverage that resulted from inadequate tracking of sales/mergers of terminals sites and the capture of the complete slate of products blended at terminals. Combined reporting improved the ability of EIA staff to analyze bulk terminal stock and blending activity, which are increasing in importance as components of U.S. petroleum products supply.
  - EIA also launched EIA-22M, Monthly Biodiesel Production Survey. The survey collects capacity, production, feedstock, co-product, and revenue information from the nation's biodiesel producers.
  
- Expanded Data Collection Program to Include Natural Gas Processing Plant Data
  - Implemented EIA-757 to collect information on the capacity, status, and operations of natural gas processing plants and to monitor constraints of natural gas processing plants during periods of supply disruption in areas affected by an emergency, such as a hurricane.
  - EIA-757 (Schedule B) collected daily information following Hurricanes Ike and Gustav and was the sole information source on natural gas processing plants for DOE's Emergency Situation Reports, EIA hurricane reports, and the Interagency Hurricane Task Force.
  
- Expanded Information Resources about Unconventional Natural Gas
  - Developed national-level maps of the location of both conventional and unconventional natural gas resources in the U.S. These maps are designed to be widely used by the public (for example, already appearing in the Wikipedia article on natural gas from shale).
  - Used an interdisciplinary team to create an impartial view of shale gas resources, including descriptions of the resources, the techniques used to produce such resources, and the environmental issues that producing such gas entail.
  
- Expanded Electricity e-filing Improves Timeliness and Data Quality
  - E-filing (using the Internet to collect data) of the electricity surveys has increased substantially with 96 percent of monthly electricity respondents using e-filing to report June 2009 data, compared to 54 percent 6 years earlier. Also, 93 percent of all annual data filers used the Internet Data Collection (IDC), compared to just 28 percent 6 years ago.

- Altogether, 95 percent (almost 37,000) of 39,000 electric survey forms used IDC in 2009, compared to just 46 percent 6 years ago. This has:
  - reduced the resources needed to collect and process the information since the data are entered into the database by the respondents;
  - increased the accuracy of the data since built-in edits require the respondents to correct their data before they are submitted; and
  - reduced the time needed to release the information to the public as the received data quality is much higher than prior to e-filing. For example, the *Electric Power Monthly* is consistently released within 75 days after the end of the reporting month, a savings of almost 100 days compared to January 2002.
- Expanded Internet Data Collection Improves Timeliness and Efficiency of Coal Surveys
  - During 2009, about 87 percent of coal survey forms were submitted via IDC. With the series of edit checks in the coal survey IDC systems, the respondent is required to correct data or explain why the data fall outside a range of check values. This allows most errors to be corrected in real time by respondents, which reduces costs and increases timeliness.
  - During 2009, about 84 percent of the renewable surveys were submitted via the IDC. About 86 percent of the submissions on the new biodiesel survey were received via IDC.
  - During 2009, 94 percent of uranium survey respondents submitted data via the IDC system.
- Improved Consumption Data Quality and Expanded Availability of Consumption Data
  - Expanded internet data collection for the *Manufacturing Energy Consumption Survey* improved quality and efficiency by increasing response rates, improving the timeliness of responses, and allowing EIA to release data faster.
  - Posted historic energy consumption and expenditure reports on EIA's website giving users first-time access to historic data.
  - Posted the 2005 *Residential Energy Consumption Survey* (RECS) Housing Characteristics and Consumption and Expenditure tables in user-friendly format; posted public data microdata files covering 18 years of RECS data.
- Improved the Quality, Usability, and Timeliness of EIA's Domestic and International Energy Statistics
  - Launched the new Country Energy Profiles – a single portal for EIA's country level data and analysis.
  - Posted key 2007 international energy data 5 months earlier than previous year.
  - Implemented dynamic tables in the *Short-Term Energy Outlook* vastly improving customer access.
  - Improved timeliness of State energy data by significantly shortening the time lag from the close of the data year to the release date of data from 34 months in October 2006 to 23 months in November 2008.
  - Created new State-level production data set for all energy sources and States for 1960 forward.
  - Created Territorial Energy Profiles for several U.S. territories, as a subset of the State Energy Profiles.

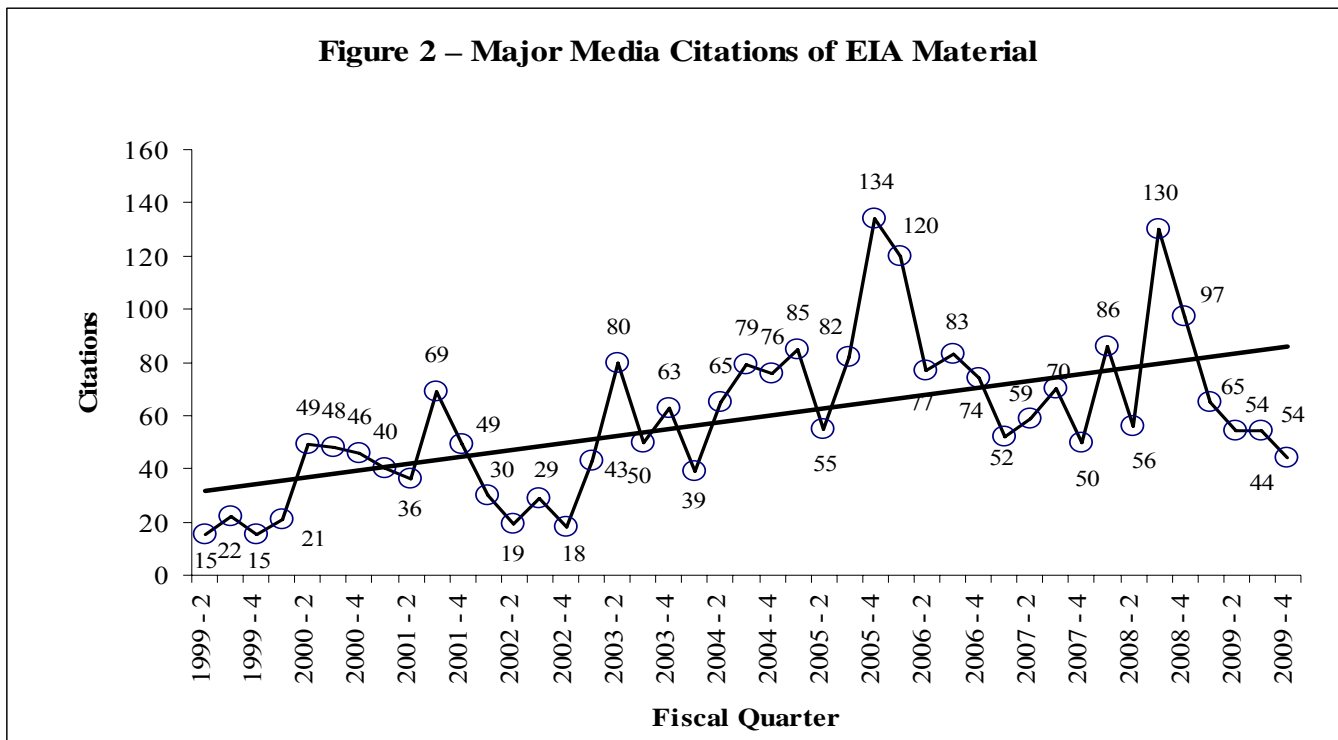
- Improved Website’s Responsiveness to Customer Needs
  - The web customer satisfaction survey fielded by EIA in August received more than 5,300 responses from web users. The results were used to benchmark, measure and improve performance.
  - Migrated EIA’s various reports and publication databases to a single platform that provides customers with searchable access to all EIA reports and products from a single and more user-friendly interface launched in September.
  - In September, EIA launched a complete redesign of its popular Energy Kids website, featuring an updated look and feel. EIA’s website continues to provide more data and information to a growing customer base (see **Figure 1**).
  - EIA also launched a new energy education resource “Energy Explained” to present energy topics in plain language.



<sup>1</sup>The decrease in FY 2008 user sessions when energy prices were wildly fluctuating is attributed to EIA’s implementation of a state-of-the-art web analytics system during 1<sup>st</sup> Quarter FY 2008. The new analytics allow EIA to use current best practices regarding website evaluation and customer relationship management.

- EIA has increased dramatically the distribution of its information by becoming the dependable source of objective energy information for the major news media, including the *New York Times*, *Washington Post*, *Wall Street Journal*, *USA Today*, and *Los Angeles Times* (see **Figure 2**). This achievement has enabled our energy data to be seen more widely and used by the general public with minimal cost to the agency.

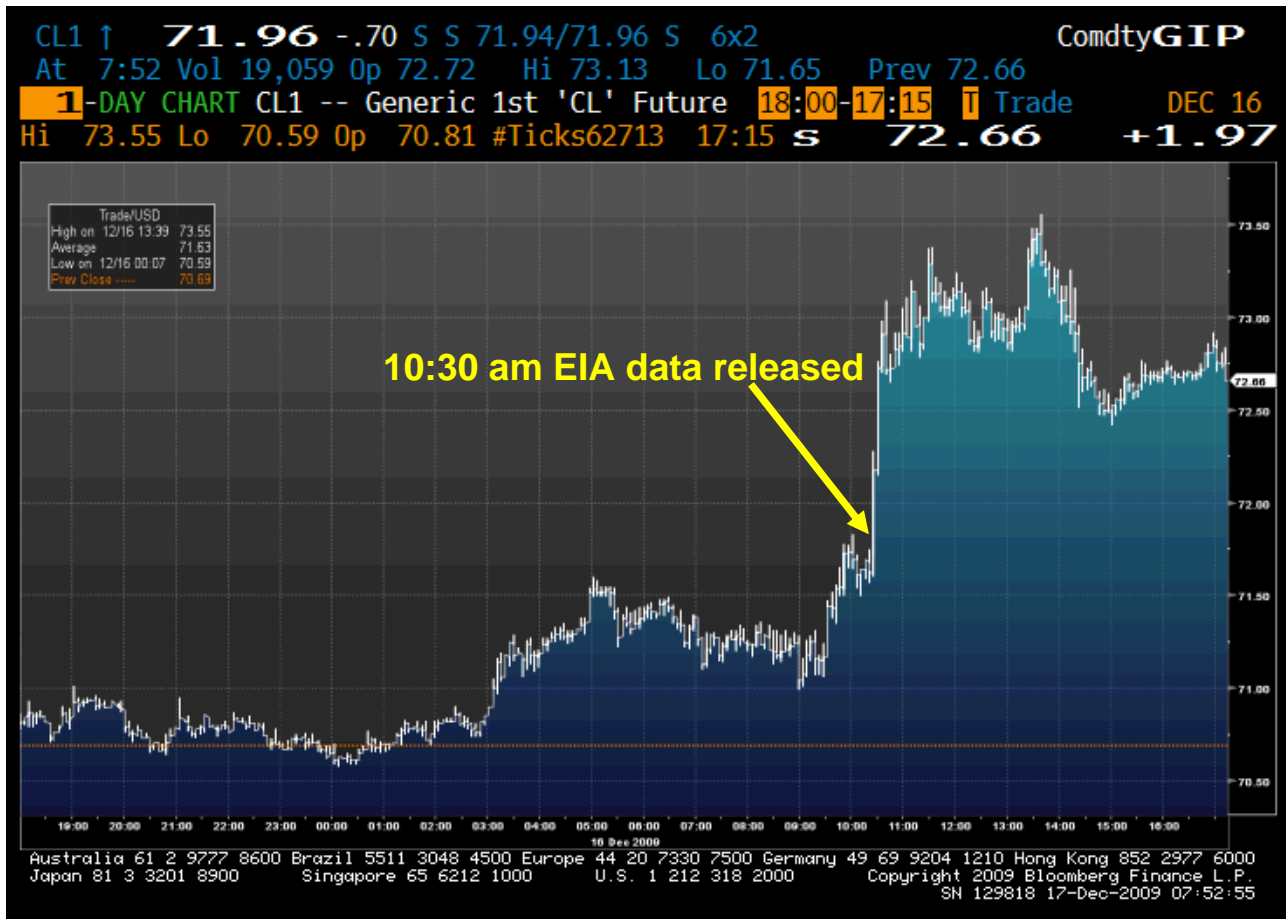
**Figure 2 – Major Media Citations of EIA Material**



- EIA’s Data Plays a Critical Role in Promoting Efficient Energy Markets

- The market depends on EIA petroleum and natural gas data. **Figure 3** illustrates the impact of our weekly petroleum inventory data on the crude oil market, while **Figure 4** illustrates the impact on the natural gas market after EIA releases its weekly natural gas storage data on March 26, 2009. Note the impact on natural gas contract prices for April 2009 delivery immediately following the release of EIA's Natural Gas Storage data.

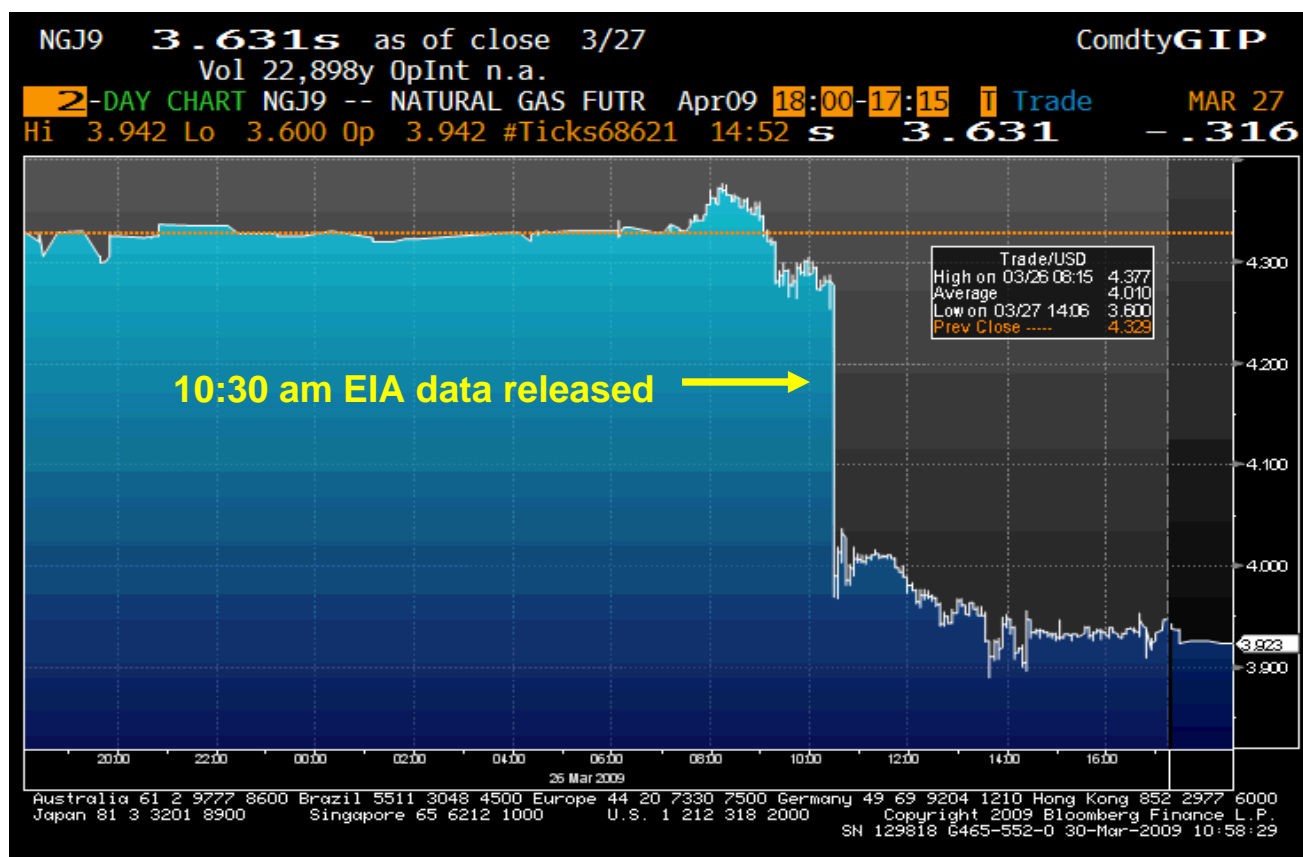
**Figure 3: EIA's Release of its Oil Inventory Data has Immediate Impact on the Oil Markets**



Data Represent NYMEX Light, Sweet Crude Oil (WTI) Near-Month Futures Contract December 16, 2009  
 Source: Bloomberg Finance LP (December 17, 2009)



**Figure 4: Natural Gas Markets Rely Heavily on EIA Weekly Data**



Data represent NYMEX Henry Hub Natural Gas Near Month Futures Contract Price March 26, 2009  
 Source: Bloomberg Finance LP (March 30, 2009)

### Accomplishments in Operations

- EIA improved contract efficiency by transitioning from 50 part-time Contracting Officers' Technical Representatives (COTRS) to 6 dedicated, trained COTRS.
- EIA expanded its project management training to improve contract management and implement more effective contracting practices.
- EIA met its small business goal of 47 percent of its contract funding provided to small businesses for FY 2005 through FY 2009.
- EIA maintained an aggressive recruiting activity that provided highly qualified candidates, which enabled EIA managers to make staffing selections and keep pace with retirements and other attrition.
- EIA introduced the Category Rating applicant evaluation process to increase the pool of highly qualified candidates available to EIA hiring managers.
- EIA established a 2009 Summer Internship Program and hired 39 Federal interns, of whom 10 will continue at EIA as career employees.

## Detailed Justification

(dollars in thousands)

FY 2009	FY 2010	FY 2011
---------	---------	---------

### Salaries and Benefits

49,841      52,470      54,300

In FY 2011, fund salaries and benefits for 390 Full Time Equivalents (FTEs), including health benefits, overtime, promotions, incentive awards, lump sum leave, and personnel performance awards. This level excludes 1 FTE funded by the Nuclear Waste Disposal Fund.

In FY 2011, Federal staff will conduct weekly, monthly, and annual energy data surveys and operate associated data collection and validation systems; disseminate energy data via publications and the Internet; conduct quadrennial surveys of energy use in residences, commercial buildings, and the manufacturing sector, and analyze results on a regional basis; prepare the *Annual Energy Outlook* and the monthly *Short-Term Energy Outlook*, among other publications; and maintain, update, and operate required energy models.

Federal staff also prepare special modeling analyses requested by the Congress or the Administration, (e.g., impact assessments of energy and climate policy proposals, reports on effects of alternative mercury control strategies and renewable fuels legislation, evaluations of incentives for nuclear energy and the Alaska natural gas pipeline, etc.); provide public and limited distribution of analysis and reports (e.g., Energy Situation Analysis Reports) during periods of energy market stress (e.g., Hurricanes Gustav and Ike, Iraq, etc.); collect and analyze financial data from major energy companies and data on foreign direct investment; prepare and update Country Analysis Briefs; and operate the National Energy Information Center.

EIA continues to implement its Human Capital Management Plan. EIA will continue to reduce skill gaps in mission-critical occupations by replacing vacated industry specialist positions with core-series professional specialists. The hiring process for entry-level and journeyman-level positions will be further streamlined to keep pace with attrition. In addition, EIA will continue the Energy Industry Study Program for new recruits; maintain a Succession Plan facilitating continuity of leadership, knowledge transfer, and specific leadership work experiences; and provide rotational opportunities for existing staff to expand their energy experience to more than one fuel area or functional specialty. In addition, EIA will continue to upgrade the technical expertise of its contracting function, and continue to pursue formal training/certification of its project managers, information technology specialists, and financial and human resources analysts.

### Travel

286      340      340

Fund travel for EIA personnel to attend training, professional development programs, industry and State conferences; meet with national and international government and energy industry officials; and provide expertise in support of the EIA mission.

### Support Services

46,431      42,996      58,800

Fund contractual support for EIA's energy data collection, analysis, forecasting activities, and energy information dissemination. The support services include development, operation, and processing of surveys, and the automated tools and equipment required to collect, store, maintain, protect, and disseminate energy information. The \$15.8 million increase in FY 2011 allows EIA to improve surveys of energy use in commercial buildings to provide more data for additional states; address energy market behavior and the interrelationship of energy and financial markets; continue upgrades

(dollars in thousands)

FY 2009	FY 2010	FY 2011
---------	---------	---------

to the National Energy Model; initiate efforts to track and analyze the adoption of “Smart Grid” technologies; and continue implementation of improvements in data coverage, quality, and integration.

▪ **Oil and Gas** **20,886**      **17,396**      **18,985**

The Oil and Gas activity collects, analyzes, and delivers domestic oil and natural gas industry information to policymakers and the public. A major component of that effort is the design, development, operation and maintenance of statistical data collection and dissemination, analytic and estimation systems. In FY 2011, Oil and Gas will operate petroleum, natural gas, reserves, and ethanol surveys. Activities include data collection, processing, quality control, analysis, and report preparation. In addition to their direct value to customers, the oil and gas data provide essential inputs for EIA’s Regional Short-Term Energy Model and National Energy Modeling System. Energy information topics cover petroleum--focusing on crude oil and refined petroleum product production, oil reserves, supply and price -- and natural gas--focusing on natural gas reserves, production, storage, consumption, and markets. Company-level data gathered in the oil and natural gas surveys are edited and aggregated into more than 60,000 distinct on-line data series, such as weekly natural gas storage levels and retail gasoline prices.

In FY 2011, this activity will include coverage of ethanol and other biofuels in our monthly and weekly liquid fuel balances data. High-quality ethanol data is becoming ever more critical as existing ethanol mandates rapidly approach the 10-percent “blend wall” in the near future.

• **Conduct Petroleum and Natural Gas Surveys**

During FY 2011, EIA will operate petroleum and ethanol surveys on weekly, monthly, annual, and quadrennial cycles, and process and disseminate the survey data. Weekly supply data, including motor gasoline production data, are used by policymakers in the Congress, the Administration, the Office of the Secretary of Energy, and State energy officials, as well as by corporate planners, gasoline producers, marketers and gasoline purchasers. EIA will conduct quality assurance activities for monthly supply data to better locate importers of fuels and to analyze major reporting issues such as the consistent and proper product classifications of fuels at terminals. Quality control targets include maintenance of the total U.S. frame of ethanol producers, ethanol motor gasoline blenders, and importers of special gasoline blending components.

In FY 2011, EIA will report on monthly ethanol demand by Petroleum Allocation for Defense District (PADD), as mandated by Section 1508 of the *Energy Policy Act of 2005*, and will provide data on weekly ethanol balances at the national level. Ethanol data is critical, given the changing structure of the industry reflected in the increasing volume and role of ethanol in gasoline blending.

EIA will continue data collection grants to States through the State Heating Oil and Propane Program (SHOPP) to collect winter fuels prices at the State level on a weekly basis. These price data are used by the Department of Health and Human Services Low-Income Home Energy Assistance Program (LIHEAP) to allocate funds for heating cost assistance.

(dollars in thousands)

FY 2009	FY 2010	FY 2011
---------	---------	---------

EIA will continue to operate natural gas surveys on weekly, monthly, and annual cycles. This program includes the *Weekly Underground Natural Gas Storage Report*, the only reliable source of national volumetric information available on a timely basis, which is critical to supply planners in industry and to policy analysts in assessing the current natural gas supply and demand situation. The importance of the *Weekly Natural Gas Storage Report* was acknowledged in September 2007 when it was designated by OMB as a Principal Federal Economic Indicator. EIA plans to continue the voluntary survey of States to obtain annual data for all States on natural gas production and wellhead prices by State. EIA produces the *Natural Gas Processing Plant Summary*, which allows emergency monitoring of a key aspect of industry operations; it was activated for Hurricanes Gustav and Ike.

In FY 2011, EIA intends to continue addressing deteriorating natural gas survey frames by identifying new companies required to report on natural gas surveys, providing support and modifications to the information processing system, and continue data quality projects so that surveys reflect changing natural gas markets.

EIA will operate oil and natural gas reserves and production surveys, including the *Annual Survey of Domestic Oil and Gas Reserves*, the *Annual Report of the Origin of Natural Gas Liquids Production*, the *Monthly Natural Gas Production Report*, and the new *Monthly Crude Oil Production Report*. EIA will continue to make improvements to the survey frames and operations to reduce errors and increase response rates.

- **Conduct Petroleum and Natural Gas Analyses**

EIA will continue to develop oil and natural gas analyses designed to deliver context and insight related to the information it collects through surveys and other sources. The first critical, continuing challenge for analysis is to present information regarding the oil and natural gas industry in a way that is useful to policymakers and to the public. The second is to proactively make the adjustments in EIA's data collection necessary to keep up with industry changes.

In FY 2011, EIA will continue making increased use of third-party information in conjunction with its own survey results in order to expand its interpretation of industry and market activity. Web-based third-party investment in energy industry data has significantly increased over the past few years and represents an additional source of information for EIA.

- **Information System Application Improvements**

Continue streamlining survey management applications. EIA's collection of oil and natural gas survey management applications has developed over time with limited resources or coordination across surveys. Consequently, EIA's oil and natural gas applications have become increasingly expensive to maintain and cumbersome to change. Resulting operational expenses are a much greater share of expenditures than EIA can sustain given its strategic challenges.

(dollars in thousands)

FY 2009	FY 2010	FY 2011
---------	---------	---------

▪ **Coal, Nuclear, Electric and Alternate Fuels**

**4,661**

**4,867**

**6,645**

The Coal, Nuclear, Electric, and Alternate Fuels activity includes the design, development, and maintenance of fuel-specific statistical and short-term analytical information systems. It also provides for statistical services in support of collection, processing, and dissemination of selected, high priority weekly, monthly, quarterly, and annual data on reserves; supply, disposition, and prices for coal, nuclear, renewable fuels, and electric power; and support for short-term forecasting systems.

In FY 2011, this activity will operate data collection surveys including the new monthly biodiesel survey mandated by Section 1508 of *Energy Policy Act of 2005* and will initiate efforts to track and analyze the adoption of “Smart Grid” technologies and electricity rate plans, as well as the ability to respond to dynamic pricing. “Smart Grid” refers to the modernization of both the electricity transmission and distribution grids with full integration of advanced information, communication, and control technologies into electric system operations.

• **Conduct Electric Power Surveys**

In FY 2011, EIA will operate electric power data collection surveys and continue collecting steam-electric power plant information related to environmental impacts and compliance. Electric power data collection includes such surveys as the *Annual Electric Generator Report*, EIA-860, which collects data from 850 regulated and 1,800 unregulated companies that operate facilities with nameplate capacities of 1 megawatt or greater; and the *Annual Electric Power Industry Report*, EIA-861, which collects data from approximately 3,300 regulated entities in the United States and its territories that are involved in the generation, transmission, and distribution of electricity. This activity also will operate the EIA-923, *Power Plant Operations Report*, which merged five surveys into one to help improve the quality and timeliness of the data at lower cost. The EIA-923 now collects data previously collected on the following surveys: EIA-423, *Monthly Cost and Quality of Fuels for Electric Plants Report*; EIA-906, *Power Plant Report*; EIA-920, *Combined Heat and Power Plant Report*; Federal Energy Regulatory Commission (FERC)-423, *Monthly Cost and Quality of Fuels for Electric Plants Report*; and operational data from EIA-767, *Steam-Electric Plant Operation and Design Report*. In addition, the static information from the EIA-767 was merged into the existing EIA-860, *Annual Electric Generator Report*. Due to the efficiencies realized by this consolidation, EIA was able to incorporate the former FERC-423 survey into its activities at no cost to FERC and provide more accurate data a month earlier.

Since the restructuring and deregulation of the electric power industry, operation of the electric power surveys requires collection and processing of a large volume of additional data, particularly from non-utility facilities. In FY 2011, operate the expanded Power Plant Operations Survey (EIA-923) to collect fossil fuel costs and receipts from smaller electric plants (those with capacities between 1 megawatt and 50 megawatts). Building on existing surveys of electricity distribution and transmission providers, EIA will initiate efforts to track and analyze the adoption of “Smart Grid” technologies and dynamic electricity pricing plans that are made possible by the deployment of smart meters.

(dollars in thousands)

FY 2009	FY 2010	FY 2011
---------	---------	---------

- Conduct Coal Surveys

EIA will operate coal data collection surveys and, through an interagency agreement, will validate and use data collected by the Mine Safety and Health Administration on its quarterly production form. The quarterly surveys cover manufacturing plants and coke plants as well as institutional and commercial users regarding their coal receipts and related transportation mode and origin, consumption, stocks, and prices. The annual surveys, which cover coal producers/ preparation plants, collect data on coal reserves at active mines, production capacity, sales and revenue, minemouth prices, and consumption by coke plants and other manufacturers who use coal. Data on coal distribution by State-of-origin to State-of-destination, including the transportation mode previously collected on the EIA-6 (now eliminated) will be developed by extracting relevant data from remaining coal survey forms as well as electric power sector survey forms.

In FY 2011, EIA will continue to implement the changes that were incorporated into the remaining coal and electric survey forms to facilitate the new coal distribution reporting methodology, which reduces the burden on government and industry. The coal survey data also are used to estimate weekly coal production by State and develop short-term and long-term forecasts of coal supply and demand, providing a timely, reliable source of information on market trends for the industry for strategic planning and market analysis and to support functional spot markets and futures markets.

- Conduct Renewable and Alternate Fuel Surveys

EIA will process renewable and alternative fuel surveys including annual surveys of manufacturers of solar thermal collectors, photovoltaic cells, and geothermal heat pump equipment as well as the new monthly biodiesel survey mandated by Section 1508 of *Energy Policy Act of 2005*. Together with data from the electric power industry, this information is used by policy makers in monitoring the growth of renewable energy and alternative fuels, as well as evaluating policy proposals for renewable energy and for strategic and operational planning by the renewable industry. The annual alternative fuel survey gathers data from: 1) Federal, State, local government and fuel provider fleets on the location, mileage, and fuel consumption of their alternative-fueled vehicles as well as acquisition and retirements of such vehicles, and 2) auto manufacturers on the number of alternative-fueled vehicles that have been made available each year.

- Conduct Uranium Surveys

EIA will process uranium production and marketing surveys, including annual surveys of the uranium producers, marketers, and nuclear plant operators and a quarterly survey of uranium producers, in compliance with Section 1015 of the *Energy Policy Act of 1992*. The data are used together with information on nuclear capacity and generation collected from the electric power industry to develop short- and long-term forecasts of nuclear generation. These forecasts are the basis for fee-adequacy studies for the nuclear waste fund and are used to develop long-term forecasts of nuclear fuel cycle requirements and spent fuel discharges.

(dollars in thousands)

FY 2009	FY 2010	FY 2011
---------	---------	---------

▪ **Energy Markets and End Use** **7,440** **7,489** **16,712**

Accurate State, U.S., and international data, information, and analysis are essential to promote efficient energy markets, understand price trends and volatility, and assess changes in energy supply, demand, and energy consumption and efficiency patterns. The Energy Markets and End Use activity includes the design, development, and maintenance of domestic and international energy data and statistics programs and short-term forecasting and analysis systems. This activity produces monthly and annual integrated energy data and analysis products (*Monthly Energy Review*, *Annual Energy Review*, *International Energy Statistics*, *State Energy Profiles*, and *Country Energy Profiles*); conducts national comprehensive end-use energy consumption surveys and a survey on the financial condition of major energy companies; and produces the *Short-Term Energy Outlook*, all of which are used extensively by EIA's customers.

In FY 2011, this activity will focus on improving EIA's end-use and energy efficiency data. EIA's end-use consumption surveys provide baseline information critical to understanding energy consumption and end-use and are the basis for benchmarking, establishing appliance standards, and creating performance measurement for energy efficiency programs. EIA's residential, manufacturing and commercial building programs, which provide benchmarks and critical data needed to assess changes in energy end-use, have been steadily decreasing in frequency, threatening statistical reliability and data quality.

In FY 2011, this activity will continue the Energy and Financial Markets Initiative begun in FY 2010 to address the role and impact of financial markets on short-term energy prices and price volatility. Over the past year, Congress has requested more information regarding price formulation in energy markets from EIA. Efforts will focus on obtaining physical and financial market information, analyzing trader activity and price formation, and expanding information on short-term market fundamentals.

- **Short-term Forecasting Products**

EIA will continue to produce the monthly *Short-Term Energy Outlook* (STEO), which forecasts national energy demand, supply, and prices up to 24 months ahead and includes a Summer Transportation Fuels Outlook and a Winter Heating Fuels Outlook.

- **International Data and Analysis**

In FY 2011, EIA will continue to collect and compile international energy data and conduct international market analysis. EIA will continue to improve the timeliness of its international data releases and continue to add coal, natural gas, and renewable energy data for key countries. More detailed, timely international data improves capability to assess the economics impacts of oil market disruptions and improves international forecasts. EIA will support the production of the *Country Energy Profiles* which contain country-level energy data and the *Country Analysis Briefs*. EIA will assess the impacts of disruptions to world oil markets and will continue to monitor and analyze world energy markets in support of EIA's monthly *Short-Term Energy Outlook*.

(dollars in thousands)

FY 2009	FY 2010	FY 2011
---------	---------	---------

- Domestic Data and Analysis

In FY 2011, EIA will continue to produce the *Annual Energy Review*, *Monthly Energy Review*, and *State Energy Profiles*, each of which provides essential comprehensive national and State-level data that support EIA analysis and forecasting, more efficient energy markets, and State-level decision making. EIA will maintain the new dynamic portal for the *Annual Energy Review* and the *Monthly Energy Review*, allowing customers to access and use EIA data more easily. EIA will maintain the *State Energy Profiles* data portal to provide better infrastructure maps more current assessments of each State's energy profile. EIA will continue to collect and analyze data on the financial condition of major energy companies and produce the annual *Performance Profiles of Major Energy Producers* and several quarterly reports on energy financial news.

- Consumption Surveys and Analysis

Stakeholders expect EIA to take the lead in providing energy consumption data that meet the quality and scope necessary to monitor topics related to climate, the environment, and energy security, and they often request data to help evaluate energy programs and policies that are often written, funded, and implemented at the Federal and State level. Customers need more and new consumption data at lower levels of geography, more frequently, and with less lag time between the period of data collection and the release date. For example, the Environmental Protection Agency reports that it needs a larger sample size for the *Commercial Buildings Energy Consumption Survey* (CBECS) to produce energy performance benchmarks for more building types. The National Renewable Energy Laboratory reports it needs much larger *Residential Energy Consumption Survey* (RECS) and CBECS sample sizes to perform necessary multivariate analyses to understand the adoption rates and impact of the new technologies, building designs, and energy-efficient equipment they test and promote. States are in need of more State-level data to assess State efficiency and greenhouse gas reduction goals. Increasing the frequency (from every four years to every two years) of the *Manufacturing Energy Consumption Survey* (MECS) will provide a clearer understanding of the flow of energy, capital and labor. The current four year cycle cannot accurately capture how energy consumption in manufacturing relates to changing energy market conditions, to the cost and availability of capital for investment in new technologies and energy management practices, and to structural shifts in demand for its products.

In FY 2011, EIA will expand the survey sample size of the CBECS. The CBECS is the definitive, national survey of commercial building energy use in conjunction with characteristics of buildings and their occupants. The CBECS provides an understanding of factors driving energy use in the commercial sector, which accounts for one-third of the Nation's electricity use, and provides information necessary for increased energy efficiency in this sector. The CBECS survey provides the only national information system regarding characteristics of the United States' commercial building stock. The Census Bureau uses CBECS to collect information on construction improvements and maintenance repairs expenditures. The CBECS data support EIA's forecasting and projections programs and are used by DOE offices for energy efficiency program and policy analysis. The building trades



(dollars in thousands)

FY 2009	FY 2010	FY 2011
---------	---------	---------

use the national information base for marketing analysis, and the energy research community uses the information base for commercial energy trend assessment.

▪ **Integrated Analysis and Forecasting** **6,028** **6,462** **8,166**

The Integrated Analysis and Forecasting activity includes the development of forward-looking projections and analyses of alternative energy futures for the United States and the world. This activity involves the development and maintenance of the National Energy Modeling System (NEMS) and other modeling systems needed to analyze the demand, conversion, and supply of all domestic and international energy sources and their impacts on the economy and the environment. The statistical services contracts assist in maintaining selected, highest priority mid-term macroeconomic, international, demand, supply, conversion, and integrating components of the NEMS and in producing the *Annual Energy Outlook*, the *International Energy Outlook*, and the greenhouse gas reporting system.

During FY 2011, EIA will continue development and testing of modules that will comprise the next-generation National Energy Model. EIA relies on a complex energy model to develop timely, reliable, and accurate projections, and conduct policy analyses requested by the Administration and Congress. Under-investing in modeling and other analytic techniques significantly impacts EIA's ability to respond to Congressional, Administration, and Secretarial requests. This initiative allows EIA to address emerging policy and technology issues using a modern modeling platform that is easier to develop and maintain.

In addition, this activity supports EIA's mid-term analysis of international energy markets, including a detailed assessment of the global market for liquefied natural gas (LNG) and its interaction with oil markets, which are essential to meeting future U.S. energy needs. This effort is critical to support an enhanced global dialogue on the development and use of petroleum and natural gas supplies, the development of key technologies, and to facilitate efficient energy markets.

• **Modeling, Forecasting, and Analysis of U.S. Energy Markets**

Produce the *Annual Energy Outlook (AEO)*, which is the U.S. Government's mid-term projections of U.S. energy demand, supply, and price, using the NEMS, while transitioning to the new NEM. This includes maintaining and operating the current NEMS, analyzing the projection results, and developing and documenting the projections. The *AEO* is published in accordance with Section 205c of the *Department of Energy Organization Act of 1977*, which requires the EIA Administrator to prepare annual reports on trends and projections for energy use and supply. The *AEO* includes feature articles on significant topics in mid-term energy markets and is used as a base case for developing special reports requested by the Congress, the Administration, the Department of Energy, and other Government agencies.

Maintain and operate the current NEMS, which is the U.S. Government's integrated mid-term energy model. NEMS consists of 12 inter-related energy modules that address future energy demand for the residential, commercial, industrial, and transportation sectors, and future supply of petroleum, natural gas, coal, nuclear and renewable fuels.

(dollars in thousands)

FY 2009	FY 2010	FY 2011
---------	---------	---------

Perform analyses of selected issues by the Congress, Administration, and other U.S. government organizations on the impact of various policy proposals on energy supply, demand, prices, and environmental emissions.

- **Modeling, Forecasting, and Analysis of International Energy Markets**

Produce the *International Energy Outlook*, which is the U.S. Government's mid-term projections of world energy markets that are used to answer questions concerning significant issues affecting those markets. With the increasing globalization of world energy markets, it is important to improve our understanding of energy consumption in rapidly growing economies, including China and India, and to incorporate that enhanced understanding in our models.

In support of EIA's international energy supply and demand analysis efforts, continue developing modeling capability to support international energy assessments. Additional efforts are required to develop models of international oil development and production, add energy technology detail, and integrate with developing supply and end-use models to project energy prices. Continue licensing the IHS Global Insight Global Scenario Model, which, in combination with work being carried out in support of the NEM project, will greatly increase the capability to analyze and project global macroeconomic market conditions.

- **Voluntary Reporting of Greenhouse Gases Program**

Operate the enhanced Voluntary Reporting of Greenhouse Gases Program required under Section 1605(b) of the Energy Policy Act of 1992. The Program allows reporting entities to identify and claim emissions reduction activities they have taken; provides a means for entities to identify and replicate emission reduction activities that they may use; and provides estimates of voluntary greenhouse gas emissions reductions and other information to the Congress, the Administration, and the public for policy making purposes.

- **U.S. National Energy Model Replacement**

Major activities to be funded in FY 2011 include: 1) Complete development of the new liquid fuels market module including enhanced treatment of biofuels for use in FY 2012. 2) Complete and deploy in FY 2011 the new lower-48 oil and gas supply module including treatment of enhanced oil recovery opportunities using captured CO<sub>2</sub>. 3) Develop the regional transportation module that is critical for biofuels demand analysis, which will be completed and deployed in FY 2012. 4) Design and initiate development in FY 2011 of alternative representation of decision maker behavior to reflect additional factors influencing business and consumer decisions regarding efficiency and supply technologies. This will be a multi year effort. 5) Initiate multi year technology-specific industrial demand module in FY 2011. 6) Initiate multi year land and water competition that is critical for biofuels supply analysis. 7) Design, develop and deploy ongoing alternative solution methods, simulation evaluation tools, output databases, and software.

(dollars in thousands)

FY 2009	FY 2010	FY 2011
---------	---------	---------

▪ **Information Technology** **4,477** **4,288** **4,546**

The Office of Information Technology provides EIA-wide desktop, hardware, software, database, network, and other IT support to program and support offices in EIA. This support is consistent with EIA's mission requirements as a statistical agency that is statutorily charged with data confidentiality requirements. By law, EIA controls access to its IT infrastructure.

In FY 2011, this activity will operate and maintain the EIA network and maintain communication equipment to connect the network with a remote site in Dallas, Texas, and with individual users. EIA will continue the cyber-security program required by OMB and the National Institute of Standards and Technology.

This activity will support implementation of a unified, EIA-wide data collection methodology for surveys, which will serve as EIA's primary mechanism for obtaining respondent data. This effort will improve the efficiency of data collection and editing, and increase the accuracy and improve the timeliness of all energy data collected by EIA.

▪ **National Energy Information Center** **799** **722** **875**

The National Energy Information Center (NEIC) is the contact for energy information for the Administration, the Congress, State and local government agencies, the academic community, industrial and commercial organizations, foreign governments and international organizations, the news media, the financial community, research and consulting organizations, and the general public. NEIC manages and oversees EIA's principal means of external communication: its public website ([www.eia.doe.gov](http://www.eia.doe.gov)), print publications, media relations activities, and a customer contact center. The office develops and conducts information and communications programs and provides leadership in developing information materials that meet the needs of the EIA's customers and promote the relevance and value of the EIA's data, information, and analysis.

In FY 2011, EIA will respond to approximately 30,000 requests for data, analyses, and forecasts--most significantly from Executive Branch agencies, Members of Congress and associated staffs, and print and broadcast journalists from major media outlets across the Nation and around the world. EIA will maintain and expand its information product line, including the popular Energy Kid's Page, Energy-in-Brief series, and Frequently Asked Energy Questions. EIA will expand content and functionality for the Energy Explained web portal, which presents all the Agency's introductory and educational materials as an integrated portal on our website. It also will develop and implement improved navigation structures to improve the ability to find information on the website. Efforts will continue to enhance its state-of-the-art web analytics system, which allows the agency to deliver more user-friendly online information and services; and employ current best practices regarding website evaluation and customer relationship management. Finally, EIA will conduct user assessment activities, such as customer surveys and website usability tests, to allow EIA to proactively research and document the needs and interests of its customers and use these insights to substantially improve and enhance its information and data services.

▪ **Statistics and Methods** **1,064** **956** **1,625**

The Statistics and Methods activity provides services in the areas of data quality evaluation;

(dollars in thousands)

FY 2009	FY 2010	FY 2011
---------	---------	---------

performance measurement; survey and statistical design; development and coordination of definitions and standards governing collection, processing, documentation, and dissemination of energy information; and management of a respondent burden control and public-use forms clearance program, including issues relating to confidentiality and disclosure. This activity also provides workshops for improving knowledge and skills of EIA staff and promotes and trains staff in the use of project management; conducts independent expert reviews of EIA products and methods; coordinates with the American Statistical Association Committee on Energy Statistics to discuss statistical issues pertaining to energy data, analysis, or forecasting; improves statistical procedures used within EIA survey systems; and develops and conducts oversight of EIA's performance measures. This activity also will complete development of and expand implementation of the EIA-wide Integrated Survey Management System (ISMS).

In FY 2011, to increase interaction with the broader energy research community (one of the recommendations of the May 2006 External Study Team report), EIA will bring academics to EIA for 1- or 2-year research projects to provide high-quality technical advice on issues of current importance to EIA. EIA also will consult with working groups of outside experts to provide advice during the development of major modeling systems or during major survey redesigns.

▪ **Resource Management** **1,076** **816** **1,246**

The Resource Management activity includes overall business management, analysis, and administrative support to the rest of EIA and in response to Departmental requests. Activities include program and strategic planning, financial and budget management, contracts management, human resource management, resource and workforce analysis, administrative services, and logistic support services.

In FY 2011, EIA will 1) continue to implement processes to improve the efficiency and the timeliness of EIA's human resource, contracting, and finance/budget efforts; 2) continue recruiting initiatives to ensure EIA has a viable pool of highly qualified/diverse candidates to fill expected vacancies from retirements and other attrition; 3) provide classification and staffing support to the Department's Office of Human Resource Services to reduce the hiring timeline for replacing staff; and 4) consolidate contract requirements, where possible, into less costly support services contracts employing the most cost-efficient pricing formulas.

**Other Related Expenses** **14,037** **14,789** **15,393**

Other related expenses include goods and services provided through the DOE Working Capital Fund for operations such as building occupancy, utilities, supplies and materials, phone service, copying, mail supplies, procurement management, and payroll processing. This activity also covers employee training; non-Working Capital Fund overhead expenses such as the Dallas Field Office; communications equipment; personal computers; supplies, materials, and services purchased directly by EIA; and funding for Historical Black Colleges and Universities, Hispanic Serving Institutions, Tribal Colleges and Universities, and commemorative programs. Funds also may be used for personnel security investigations.

**Total, Program Direction** **110,595** **110,595** **128,833**

## Explanation of Funding Changes

FY 2011 vs. FY 2010 (\$000)
-----------------------------------

### Salaries and Benefits

The increase in salaries and benefits covers 10 additional full time equivalents, as well as the general pay increase, promotions, and within-grade increases.

+1,830

### Support Services

The increase provides for improved surveys of energy use in commercial buildings that will provide more data for more states, as well as baseline information critical to understanding energy use and are the basis for benchmarking and performance measurement for energy efficiency programs (+\$8,018), continued implementation of improvements in data coverage, quality and integration (+\$3,108), upgrades to the National Energy Model (+\$1,853), initiation of efforts to track and analyze the adoption of “Smart Grid” technologies (+\$1,500), and expanded analysis of energy market behavior and data to address the interrelationship of energy and financial markets (+\$1,325).

+15,804

### Other Related Expenses

The increase is due to higher building occupancy charges in the Working Capital Fund and increases in transit subsidy, mail, supply, copying, and phones business lines.

+604

### Total Funding Change, Program Direction

+18,238

### Support Services by Category

(dollars in thousands)

	FY 2009	FY 2010	FY 2011
Technical Support			
Information Collection	29,730	26,877	38,316
Analyses and Forecasting	10,888	10,709	14,084
Information Dissemination	4,487	4,339	4,898
Total, Technical Support	45,105	41,925	57,298
Management Support			
Analyses, Studies, and Evaluations	1,326	1,071	1,502
Total, Management Support	1,326	1,071	1,502
Total, Support Services	46,431	42,996	58,800

## Other Related Expenses by Category

(dollars in thousands)

	FY 2009	FY 2010	FY 2011
Other Related Expenses			
Training	621	595	624
Working Capital Fund	7,410	7,998	8,395
Supplies and Materials, and Equipment	5,782	5,956	6,134
Grants, Subsidies, and Contributions	224	240	240
Total, Other Related Expenses	14,037	14,789	15,393

# **Safeguards and Security Crosscut**

# **Safeguards and Security Crosscut**



## Safeguards and Security

### Program Mission

The mission of the Safeguards and Security (S&S) program at each Department of Energy (DOE) site is to protect against theft, diversion, sabotage, espionage, unauthorized access, compromise, and other hostile acts which may cause impacts to national security, program continuity, the health and safety of employees, the public or the environment.

The S&S crosscut budget provides a summary of the Department's S&S programs. Details of the individual S&S programs are described in the following program budget justifications:

- National Nuclear Security Administration (NNSA)
- Environmental Management (EM)
- Health, Safety and Security (HSS)
- Chief Information Officer (CIO)
- Science (SC)
- Nuclear Energy (NE)

### Program Overview

The budget for the direct funded S&S programs is organized to ensure consistency in program and budget execution and ensure adequate management, direction, tracking and monitoring of security costs throughout the Department. Each S&S program budget provides high visibility for S&S issues and helps the Department prioritize functions for effective and efficient S&S program implementation. Furthermore, the structure of S&S budgets ensures consistent presentation across diverse programs, principally NNSA, EM, SC, and NE. For these field security programs, the budget structure takes the form of the following program elements:

- 1. Protective Forces:** Provides for the protection of special nuclear materials, information, employees, and government property from theft, diversion, sabotage, and malicious destruction.
- 2. Physical Security Systems:** Addresses access control and interior/exterior intrusion detection systems.
- 3. Information Security:** Ensures that individuals protect classified matter and sensitive unclassified matter, and establishes protection systems that require degrees of protection for each classification level.
- 4. Cyber Security:** Assures effective and efficient protection of computer and technical resources.
- 5. Personnel Security:** Supports activities associated with the access authorization program.
- 6. Material Control and Accountability:** Provides assurance that the nuclear materials used and/or stored at DOE facilities are properly controlled and accounted for at all times.
- 7. Program Management:** Assures a framework for efficient and effective security operations.
- 8. Security Investigations:** Provides for background investigations for access authorizations.

### Changes in the Composition of the Safeguards and Security Crosscut

Starting in FY 2010, the program offices are responsible for funding security investigations for field personnel through direct appropriations, and both direct and indirect charges by the programs requiring the clearances. HSS will continue to fund security investigations for Headquarters personnel and administer (but not fund) all requests for security investigations through the Federal Bureau of Investigation (FBI) and the Office of Personnel Management (OPM).

## Funding by Site

(dollars in thousands)

	FY 2009 <sup>a</sup>	FY 2010	FY 2011
Safeguards and Security			
Field Security			
Science	80,603	88,816	92,322
National Nuclear Security Administration	856,494	925,993	873,884
Environmental Management	266,141	279,437	249,754
Nuclear Energy <sup>b</sup>	78,811	84,858	88,200
Subtotal, Field Security	1,282,049	1,379,104	1,304,160
Headquarters Security			
Health, Safety and Security	277,526	261,636	281,347
Chief Information Officer <sup>c</sup>	47,468	41,321	44,981
Subtotal, Headquarters Security	324,994	302,957	326,328
Total, Safeguards and Security	1,607,043	1,682,061	1,630,488

## Funding Profile

(dollars in thousands)

	FY 2009	FY 2010	FY 2011
Safeguards and Security			
Field Security			
Protective Forces	659,690	709,001	663,521
Physical Security Systems	151,368	137,782	122,760
Information Security	38,067	39,156	38,257
Cyber Security	162,939	164,397	163,624
Personnel Security	49,381	45,470	49,782
Material Control and Accountability	52,720	54,024	52,385
Program Management	122,186	131,616	121,804
Security Investigations <sup>a</sup>	0	48,658	40,027
Construction (NNSA)	45,698	49,000	52,000
Subtotal, Field Security	1,282,049	1,379,104	1,304,160
Headquarters Security			
Health, Safety and Security	277,526	261,636	281,347
Chief Information Officer <sup>b</sup>	47,468	41,321	44,981
Subtotal, Headquarters	324,994	302,957	326,328
Total Safeguards and Security	1,607,043	1,682,061	1,630,488

<sup>a</sup> FY 2009 Security Investigation funding included in Headquarters, HSS. Starting in FY 2010, the Under Secretaries' program offices are responsible for funding security investigations for field personnel; HSS is responsible for funding security investigations for Headquarters personnel only.

<sup>b</sup> In FY 2010, the Office of Nuclear Energy requested funds for Security Investigations under the Idaho Facilities Management budget.

<sup>c</sup> Funding provides for DOE's comprehensive cyber/computer security program, operational cyber security for Headquarters information technology assets, and continuity of operations activities. This program is described fully within the request for Departmental Administration.

## Protective Forces

### Funding Schedule

	(dollars in thousands)		
	FY 2009	FY 2010	FY 2011
Protective Forces			
Science	33,708	34,567	36,471
National Nuclear Security Administration	418,694	453,000	414,166
Environmental Management	163,963	175,609	157,043
Nuclear Energy	43,325	45,825	55,841
Total, Protective Forces	659,690	709,001	663,521

### Mission

The Protective Forces element of field S&S provides funding to protect the Department's critical assets, which include nuclear weapons in DOE custody, nuclear weapons components, special nuclear materials, classified information and DOE facilities against a spectrum of threats, including terrorist activity, sabotage, espionage, theft, diversion, loss or unauthorized use. To accomplish this mission:

- Protective Force programs throughout the complex provide for personnel salaries, wages and benefits for personnel; management and supervision; and well-maintained and logically deployed equipment and facilities to ensure effective performance of assigned functions and tasks under normal and emergency conditions.
- Protective Forces programs include the conduct of access control and security response operations; the physical protection of special nuclear material, classified matter and information, and government property; emergency response forces and tactical assistance during events as well as an on-scene security commander; random patrols; coordination with local law enforcement and protective force elements aimed at providing effective response to emergency situations; random prohibited article inspections; security alarm monitoring and dispatch services; the collection and destruction of classified matter; and constant testing of the protective force to respond to various event scenarios.
- Protective Forces programs maintain a Special Response Team capability to provide resolution of incidents that require effective and timely response with force options that exceed the capability of front line protective force personnel. This includes recapture and recovery operations involving the use of special weapons, systems and tactics to effect recovery of special nuclear material under authorized control.

## Physical Security Systems

### Funding Schedule

	(dollars in thousands)		
	FY 2009	FY 2010	FY 2011
Physical Security Systems			
Science	7,857	8,347	8,475
National Nuclear Security Administration	106,380	92,000	81,019
Environmental Management <sup>a</sup>	27,435	27,180	23,127
Nuclear Energy	9,696	10,255	10,139
Total, Physical Security Systems	151,368	137,782	122,760

### Mission

The Physical Security Systems element of field S&S provides for the physical protection of special nuclear material and equipment, sensitive information, Departmental property and unclassified facilities. Included are buildings, fences, barriers, lighting, sensors, surveillance devices, entry control devices, access control systems, explosive detection systems, power systems and other real property and hardware designed for, or affecting security. This hardware and equipment are operated and used to support the protection of DOE property and other interests of national security.

Security Systems programs support DOE-wide efforts required to conduct performance assurance testing. These programs also ensure that security alarm systems are operational and functioning in accordance with applicable DOE Orders. Physical Security System programs are also responsible for two subprograms: (1) a barriers, secure storage, and lock program to restrict, limit, delay or deny entry into a designated area; and (2) an entry control and access program that provides positive identification of personnel requiring access to facilities and initial access to facilities in general, ensuring that persons entering or leaving facilities are authorized, and do not introduce prohibited articles into or remove Government property from Departmental facilities.

The budget estimates include all access control administrative activity involving production, accountability and destruction of access authorization badges and firearms credentials. They also include systems components and tamper-safe oversight by monitoring and responding to alarms, determining access and securing all alarmed structures on site. In addition, this element provides for handling all radio communications for the protection of the facilities.

---

<sup>a</sup> Includes funding for transportation as follows: \$839,000 in FY 2009, \$654,000 in FY 2010, and \$ 335,000 in FY 2011.

## Information Security

### Funding Schedule

	(dollars in thousands)		
	FY 2009	FY 2010	FY 2011
Information Security			
Science	4,494	4,550	4,141
National Nuclear Security Administration	25,880	25,300	25,943
Environmental Management	6,052	7,570	6,799
Nuclear Energy	1,641	1,736	1,374
Total, Information Security	38,067	39,156	38,257

### Mission

The Information Security element of field S&S ensures that material and documents that may contain sensitive and classified information are accurately and consistently identified, properly reviewed for content, appropriately marked and protected from unauthorized disclosure, and ultimately destroyed in an approved manner.

Information Security programs provides for plans, policies, procedures and training to ensure that all employees are aware of the requirements for the identification, review, classification, declassification, marking, protection and proper disposal of sensitive information and classified material. In addition, operational security considerations are used to preclude inadvertent compromise of classified material.

## Cyber Security

### Funding Schedule

	(dollars in thousands)		
	FY 2009	FY 2010	FY 2011
Cyber Security			
Science	18,993	19,824	20,752
National Nuclear Security Administration	121,286	122,511	124,345
Environmental Management	10,055	8,730	10,010
Nuclear Energy	12,605	13,332	8,517
Total, Cyber Security	162,939	164,397	163,624

### Mission

The Cyber Security element of field S&S ensures that sensitive and classified information that is electronically processed, transmitted, or stored, is properly identified and protected. Cyber Security programs also ensure that electronic systems are appropriately marked and protected. The programs plan, document, and test classified automated information systems (AIS), communications security (COMSEC), investigations and studies of compromising emanations (TEMPEST); and maintain an appropriate level of infrastructure reliability and integrity, as well as an unclassified AIS program. Included are appropriate plans, policies and procedures, assessments, tests, monitoring and self-assessments, certifications, and user and administrator training and awareness.

The amounts given here are program funds and do not include amounts in Program Direction accounts for Federal staff assigned to Cyber Security work within the program offices. Nor do they include security elements that are within software applications developed for the Department's programmatic or administrative purposes; whether directly or indirectly funded.

## Personnel Security

### Funding Schedule

	(dollars in thousands)		
	FY 2009	FY 2010	FY 2011
Personnel Security			
Science <sup>a</sup>	5,517	6,228	7,079
National Nuclear Security Administration	31,263	30,600	30,913
Environmental Management	10,549	6,472	9,370
Nuclear Energy	2,052	2,170	2,420
Total, Personnel Security	49,381	45,470	49,782

### Mission

The Personnel Security element of field S&S supports the access authorization program, and ensure security sensitivity through security briefings such as the initial refresher and termination briefings, re-orientations, computer based training, special workshops and classes, publications, closed circuit television programs, signs, posters and special event days. Support for the access authorization program includes: (1) personnel security assurance program, adjudications, screening and analysis of personnel security cases for determining eligibility for access authorizations, administrative reviews, and handling of Freedom of Information and Privacy Act requests related to security access authorizations; (2) security awareness and education; and (3) operating and maintenance estimates associated with classified and unclassified visits and assignments by foreign nationals.

---

<sup>a</sup> Funding of \$184,000 in FY 2010 and \$178,000 in FY 2011 from direct appropriations is included in Security Investigations for the federal portion of this activity.

## Material Control and Accountability

### Funding Schedule

	(dollars in thousands)		
	FY 2009	FY 2010	FY 2011
Material Control and Accountability			
Science	2,238	2,249	2,413
National Nuclear Security Administration	35,929	35,200	35,602
Environmental Management	9,980	11,738	10,185
Nuclear Energy	4,573	4,837	4,185
Total, Material Control and Accountability	52,720	54,024	52,385

### Mission

The Material Control and Accountability (MC&A) element of field S&S provides assurance that nuclear materials are properly controlled and accounted for at all times. MC&A provides evidence that all nuclear materials are accounted for appropriately and that theft, diversion, or operational loss has not occurred. MC&A also supports weapons production, nuclear nonproliferation, nuclear materials operations, facility closure, and nuclear critical safety by determining and documenting the amounts of nuclear materials in weapons and packaged items. MC&A administration includes the following: (1) assessing the levels of protection, control and accounting required for the types and quantities of materials at each facility; (2) documenting facility plans for nuclear materials control and accounting; (3) assigning authorities and responsibilities for MC&A functions; (4) ensuring that facility MC&A personnel are trained and qualified to perform their responsibilities; (5) establishing programs to report occurrences such as nuclear material theft, the loss of control or inability to account for nuclear materials, or evidence of malevolent acts; (6) conducting performance testing of required program elements; and (7) establishing facility programs to conduct and document internal assessments of their operations and MC&A programs.



## Program Management

### Funding Schedule

	(dollars in thousands)		
	FY 2009	FY 2010	FY 2011
Program Management			
Science	7,796	7,051	6,991
National Nuclear Security Administration	71,364	83,944	80,311
Environmental Management	38,107	35,418	30,478
Nuclear Energy	4,919	5,203	4,024
Total, Program Management	122,186	131,616	121,804

### Mission

The Program Management element of field S&S develops the framework for efficient and effective security operations. This includes the development and updating of S&S plans, conducting vulnerability assessments to determine if assets are at risk, modeling to ensure the plans and operations meet mission objectives, identifying assets that need protection, developing local threat assessments and participating in the S&S quality panel process and security education. In addition, these programs ensure that plans are developed and revised in accordance with DOE Orders, professional and technical training is administered, and goals and objectives of the Office of Health, Safety and Security are implemented complex wide.

The programs develop S&S plans or other applicable security plans and implement S&S requirements, conduct surveys to determine whether S&S requirements have been implemented, respond to national and local threats and perform a vulnerability analysis that measures the risk of S&S assets. Program Management includes participation in the quality panel process, which raises issues from the field to the headquarters managers and ensures that the staff is properly educated with respect to security matters.

## Security Investigations

### Funding Schedule

	(dollars in thousands)		
	FY 2009 <sup>a</sup>	FY 2010 <sup>b</sup>	FY 2011
Security Investigations			
Science <sup>c</sup>	0	6,000	6,000
National Nuclear Security Administration <sup>d</sup>	0	34,438	29,585
Environmental Management	0	6,720	2,742
Nuclear Energy <sup>e</sup>	0	1,500	1,700
Total, Security Investigations	0	48,658	40,027

### Mission

The Security Investigations element of field S&S funds background investigations associated with providing access authorizations (security clearances) to DOE Federal and contract personnel who, in the performance of their official duties, require access to classified information or certain quantities of special nuclear material. Background investigations are required by Section 145 of the Atomic Energy Act of 1954, as amended, and Executive Order 12968, *Access to Classified Information*. The investigations are performed and access authorizations granted based on 10 C.F.R. 710, *Criteria and Procedures for Determining Eligibility for Access to Classified Matter or Special Nuclear Material*.

The Federal Bureau of Investigation conducts background investigations for DOE Federal personnel for positions of a high degree of importance or sensitivity as dictated by DOE Manual 470.4-5, *Personnel Security*, and DOE Order 470.4, *Safeguards and Security Program*. Funding provides for initial background investigations, periodic reinvestigations, and reimbursement for fingerprint and name checks. The Office of Personnel Management conducts the majority of background investigations for DOE Federal personnel and contractors. Funding provides for initial Single scope background investigations, periodic reinvestigations, and initial and reinvestigation national agency checks.

<sup>a</sup> FY 2009 Security Investigation funding included in Headquarters, HSS.

<sup>b</sup> Starting in FY 2010, the Under Secretaries' program offices are responsible for funding security investigations for field personnel.

<sup>c</sup> In FY 2010, \$184,000 is from direct appropriations for federal field personnel and an estimated \$5,816,000 is from direct and indirect charges by the programs needing the clearances; in FY 2011 the respective amounts are \$178,000 and \$5,822,000.

<sup>d</sup> Beginning in FY 2010, NNSA contractor field security personnel clearance costs are treated as an element of contractor overhead, while Federal personnel clearance costs are included in the Office of the Administrator budget.

<sup>e</sup> In FY 2010, the Office of Nuclear Energy requested funds for Security Investigations under the Idaho Facilities Management budget.

# **Domestic Utility Fee**

# **Domestic Utility Fee**

## Domestic Utility Fee

### Funding Schedule by Activity

	(dollars in thousands)		
	FY 2009	FY 2010	FY 2011
Domestic Utility Fee (Offsetting Receipts)	0	0	-200,000

#### Overview

The Energy Policy Act of 1992 (the Act) established the Uranium Enrichment Decontamination and Decommissioning Fund (the Fund) and authorized annual contributions of a special assessment on domestic utilities and Congressional appropriations to fund the cleanup of uranium enrichment gaseous diffusion plants at Paducah, Kentucky, Portsmouth, Ohio, and Oak Ridge, Tennessee, which were operated by the Federal government to provide uranium products for both commercial and government purposes from the 1950s through the 1990s. Utilities concluded paying their original obligations under the Act in 2007.

The decontamination and decommissioning of these facilities is expected to cost substantially more than provided for in collections authorized under the Act. Per the 2007 Report to Congress on the Uranium Enrichment Decontamination and Decommissioning Fund, the Department of Energy estimates an \$8 billion to \$21 billion funding shortfall over the next 30 years.

The Administration is proposing an amendment to section 1802 of the Atomic Energy Act of 1954 (42 U.S.C. 2297g-1) to reinstate a special assessment on domestic utilities starting in fiscal year 2011, as well as additional Federal deposits into the Fund. Collections resulting from the reinstatement would be deposited into the Uranium Enrichment Decontamination and Decommissioning Fund. The total amount collected from industry for a fiscal year shall not exceed \$200,000,000 (to be annually adjusted for inflation beginning in fiscal year 2012 using the Consumer Price Index for all-urban consumers published by the Department of Labor), and total annual deposits from industry and the Federal government shall not exceed \$663,000,000 (also adjusted for inflation, with the remainder above the industry assessment to come from appropriated funds). This proposal reiterates the ongoing need to decontaminate, decommission and remediate the uranium processing facilities, and the shared responsibility of both industry and the Federal government for these costs.

### Detailed Justification

(dollars in thousands)

	FY 2009	FY 2010	FY 2011
<b>Domestic Utility Fee (Offsetting Receipts)</b>	<b>0</b>	<b>0</b>	<b>-200,000</b>
<p>The purpose of this activity is to reinstate the annual utility contribution to the Uranium Enrichment Decontamination and Decommissioning Fund to cover the costs of cleanup at the three gaseous diffusion plants.</p>			
<b>Total, Domestic Utility Fee</b>	<b>0</b>	<b>0</b>	<b>-200,000</b>

# Pensions

# Pensions



## Pensions

### Contractor Defined-Benefit<sup>a</sup> Pension Plan Contributions<sup>b</sup>

This section of the budget provides projected contractor defined-benefit (DB) pension plan contributions for FY 2009, FY 2010, and FY 2011 by plan and by the following DOE Program Offices<sup>c,d</sup>:

- National Nuclear Security Administration (NNSA)
- Office of Environmental Management (EM)
- Office of Science (SC)
- Office of Energy Efficiency and Renewable Energy (EERE)
- Office of Nuclear Energy (NE)
- Office of Electricity Delivery and Energy Reliability (OE)
- Office of Fossil Energy (FE)
- Office of Civilian Radioactive Waste Management (RW)

A portion of the Department of Energy's budget will be used to reimburse the costs of DOE contractor contributions to defined-benefit (DB) pension plans as required by the Employee Retirement Income Security Act (ERISA), as amended. Contractors that manage and operate DOE's laboratories, weapons plants, and execute environmental cleanup projects at various government-owned sites and facilities are required by DOE to assume sponsorship of the existing contractor DB pension plans for incumbent employees who work and retire from employment at those sites and facilities. Increased contributions began to be required for some of these DB pension plans in FY 2009 as a result of the downturn in investment values and the decrease in interest rates, which itself increased the plans' long-term liabilities. In addition, the Department had elected to require contractors to maintain their DB pension plans at an 80 percent funded status, which further increased required contribution levels. The Department chose an 80 percent funded threshold to avoid the issuance of notices to plan participants and the imposition of restrictions on certain benefits as required by ERISA as amended by the Pension Protection Act of 2006.

In early January 2010, the Department reviewed its policies and eliminated its requirement that every contractor employee DB pension plan maintain an 80 percent funded status. This will immediately reduce the volatility of DOE's cost reimbursement obligations for contractor DB pension plan funding. Contractors will now be required to fund their DB pension plans at a level equivalent to the minimum required by ERISA, or higher if necessary for a DB pension plan to have a funded status of at least 60 percent. DOE's reimbursement of contractor costs in excess of the ERISA required minimum contribution will require Headquarters approval and will include coordination with the Chief Financial Officer, the General Counsel, and affected Headquarters Program Offices.

---

<sup>a</sup> Some DOE contractors administer non-defined benefit pension plans (i.e. defined contribution plans), which are not included in the table.

<sup>b</sup> Non-qualified plan contributions and Office of Legacy Management contributions not included. The aggregate contribution in FY09 for those plans was approximately \$31 million.

<sup>c</sup> Program office contribution level is a pro-rata estimate.

<sup>d</sup> Tables include projected contributions from "Other" DOE offices (e.g., classified programs).

For some contractor DB pension plans, the implementation of this decision may have a significant impact on FY 2010 budgeted pension contributions and could result in significant reductions in projections of the Department's reimbursements for pension contributions for program offices as estimated in Table 1.

Due to the timing of the annual valuation for these DB pension plans, the actual amount of the contractors' annual contributions to these DB pension plans that DOE will be obligated to reimburse for FY 2011 will not be known until after January 1, 2011. Since contractor contributions are an indirect charge and the amount of such contributions cannot be predicted with specificity prior to the start of DOE's fiscal year, DOE does not reimburse these contributions as direct costs. Thus, budgetary line items that include DOE reimbursement of contractor contributions to DB pension plans assume an indirect rate anticipated to be sufficient to meet the contributions.

Projections of future DB pension plan contributions are highly sensitive to underlying data, methods, and assumptions. Actual actuarial valuation may yield different contribution levels. Tables 2-4 provide FY 2009, FY 2010, and FY 2011 estimated pension DB pension contributions calculated by the Department of Energy's Office of the Chief Financial Officer.

**Table 1: Revised FY 2010 Projected Contributions by Program Office**

(dollars in thousands)

<b>Program Office</b>	<b>FY2010 Original Projections<sup>a,b</sup></b>	<b>FY2010 Current Projections Based on Revised Policies<sup>c</sup></b>	<b>Estimated Reduction</b>
<b>EM</b>	566,875	152,584	414,290
<b>NNSA</b>	394,271	256,757	137,515
<b>Work for Others</b>	94,270	59,263	35,007
<b>NE</b>	28,764	5,288	23,476
<b>SC</b>	22,162	12,128	10,034
<b>EERE</b>	22,002	18,031	3,970
<b>OE</b>	2,920	1,820	1,101
<b>FE</b>	936	617	318
<b>RW</b>	4,122	4,114	8
<b>Other</b>	27,829	16,087	11,742
<b>Projected Total, FY 2010</b>	<b>1,164,151</b>	<b>526,689</b>	<b>637,462</b>

<sup>a</sup> Original projections based on data received August 2009.

<sup>b</sup> Department of Energy Headquarters Office of the Chief Financial Officer actuaries projected FY 2010 contributions of \$101 million for the University of California Retirement Plan - Lawrence Livermore National Laboratory and \$81million for the University of California Retirement Plan - Los Alamos National Laboratory. Per contractor actuaries and program office, the projected contributions are listed here as \$0, in accordance with revised California state funding policy.

<sup>c</sup> Revised projections based on DOE CFO actuarial analyses conducted in January 2010 of only the 14 largest plans, which comprise approximately 83 percent of the original FY 2010 total contributions.

**Table 2: FY 2009 Contractor Defined-Benefit Pension Plan Contributions by Plan and DOE Program Office**  
 Projections based on FY 2009 financial statement reports and August 2009 contractor data. Pro-rated by Program Office

(dollars in thousands)

<b>Contractor Pension Plan Name</b>	<b>FY 2009 Contribution</b>	<b>NNSA</b>	<b>EM</b>	<b>SC</b>	<b>EERE</b>	<b>NE</b>	<b>OE</b>	<b>RW</b>	<b>FE</b>	<b>Work for Others</b>	<b>Other</b>
Savannah River Nuclear Solutions Multiple Employer Pension Plan	310,939	52,290	241,553	0	0	0	0	0	0	0	17,097
Sandia Corporation Retirement Income Plan	64,473	32,846	565	1,464	1,639	183	201	1,343	299	25,472	462
Hanford Multi-Employer Pension Plan	51,294	0	51,294	0	0	0	0	0	0	0	0
Pension Plan of the Pacific Northwest Laboratories, Battelle Memorial Institute	45,855	7,571	432	7,393	3,141	462	462	10	601	23,912	1,870
Honeywell Retirement Earnings Plan For Aerospace Employees at the Kansas City Division	44,300	38,778	0	0	0	0	0	0	0	4,308	1,215
National Security Technologies, LLC (NSTec) Employee Retirement Plan	35,401	22,950	3,720	0	1	0	0	159	1	7,556	1,015
Salaried Employee Pension Plan for KAPL Employees and Retirees	34,380	34,380	0	0	0	0	0	0	0	0	0

<b>Contractor Pension Plan Name</b>	<b>FY 2009 Contribution</b>	<b>NNSA</b>	<b>EM</b>	<b>SC</b>	<b>EERE</b>	<b>NE</b>	<b>OE</b>	<b>RW</b>	<b>FE</b>	<b>Work for Others</b>	<b>Other</b>
The Kansas City Division (Honeywell International Inc.) Hourly Employees Pension Plan	29,200	27,141	0	0	0	0	0	0	0	1,600	459
Pension Plan for Eligible Bettis Employees and Retirees	16,651	16,651	0	0	0	0	0	0	0	0	0
Bechtel Jacobs Pension Plan for Grandfathered Employees	16,354	0	16,354	0	0	0	0	0	0	0	0
West Valley Pension Plan	10,630	0	10,630	0	0	0	0	0	0	0	0
B&W Pantex, Non Bargaining	9,694	9,694	0	0	0	0	0	0	0	0	0
WSI Pension Plan for Employees at Oak Ridge, TN	9,132	6,353	1,390	1,390	0	0	0	0	0	0	0
Idaho National Laboratory Employee Retirement Plan	8,660	773	4,631	41	81	1,831	41	0	0	1,221	41
National Renewable Energy Laboratory Retirement Plan	7,800	0	0	390	7,020	0	0	0	0	390	0
TRU Solutions Pension Plan	5,538	0	5,538	0	0	0	0	0	0	0	0
Yucca Mountain Salaried Pension Plan	4,156	0	0	0	0	0	0	4,156	0	0	0

<b>Contractor Pension Plan Name</b>	<b>FY 2009 Contribution</b>	<b>NNSA</b>	<b>EM</b>	<b>SC</b>	<b>EERE</b>	<b>NE</b>	<b>OE</b>	<b>RW</b>	<b>FE</b>	<b>Work for Others</b>	<b>Other</b>
B&W Pantex, Metal Trades Counsel	3,980	3,980	0	0	0	0	0	0	0	0	0
Pension Plan for KAPL Employees in Participating Bargaining Units	3,900	3,900	0	0	0	0	0	0	0	0	0
WSI Indep. Guard Assoc. of Nevada	3,580	3,580	0	0	0	0	0	0	0	0	0
B&W Pantex, Pantex Guards Union	2,167	2,167	0	0	0	0	0	0	0	0	0
Uranium Disposition Services	2,050	0	2,050	0	0	0	0	0	0	0	0
WSI Las Vegas	1,145	1,145	0	0	0	0	0	0	0	0	0
University of California Retirement Plan - Lawrence Berkeley National Laboratory	32	0	0	23	1	0	0	0	0	0	7
Ames Laboratories	11	0	0	11	0	0	0	0	0	0	0
Argonne National Laboratory Firefighters	6	0	0	6	0	0	0	0	0	0	0
LANS Defined Benefit Pension Plan	0	0	0	0	0	0	0	0	0	0	0
University of California Retirement Plan - Lawrence Livermore National Laboratory	0	0	0	0	0	0	0	0	0	0	0

<b>Contractor Pension Plan Name</b>	<b>FY 2009 Contribution</b>	<b>NNSA</b>	<b>EM</b>	<b>SC</b>	<b>EERE</b>	<b>NE</b>	<b>OE</b>	<b>RW</b>	<b>FE</b>	<b>Work for Others</b>	<b>Other</b>
University of California Retirement Plan - Los Alamos National Laboratory	0	0	0	0	0	0	0	0	0	0	0
Retirement Plan for Employees of Certain Employers at the U.S. Department of Energy Facilities at Oak Ridge, Tennessee-UTB	0	0	0	0	0	0	0	0	0	0	0
Retirement Plan for Employees of Certain Employers at the U.S. Department of Energy Facilities at Oak Ridge, Tennessee-BW Y12	0	0	0	0	0	0	0	0	0	0	0
Lawrence Livermore National Security	0	0	0	0	0	0	0	0	0	0	0
SLAC	0	0	0	0	0	0	0	0	0	0	0
Argonne National Laboratory Guards	0	0	0	0	0	0	0	0	0	0	0
Argonne National Laboratory Machinists	0	0	0	0	0	0	0	0	0	0	0
Lockheed Martin Specialty Plan	0	0	0	0	0	0	0	0	0	0	0

<b>Contractor Pension Plan Name</b>	<b>FY 2009 Contribution</b>	<b>NNSA</b>	<b>EM</b>	<b>SC</b>	<b>EERE</b>	<b>NE</b>	<b>OE</b>	<b>RW</b>	<b>FE</b>	<b>Work for Others</b>	<b>Other</b>
Sandia Corporation Pension Security Plan	0	0	0	0	0	0	0	0	0	0	0
<b>Total, FY 2009</b>	721,329	264,198	338,156	10,717	11,884	2,477	704	5,670	902	64,458	22,164



**Table 3: Projected FY 2010 Contractor Defined-Benefit Pension Plan Contributions by Plan and DOE Program Office**

(dollars in thousands)

Contractor Pension Plan Name	FY 2010 Contribution	NNSA	EM	SC	EERE	NE	OE	RW	FE	Work for Others	Other
Hanford Multi-Employer Pension Plan	81,000	0	81,000	0	0	0	0	0	0	0	0
LANS Defined Benefit Pension Plan*	80,623	56,308	4,479	3,839	640	2,559	640	0	0	0	12,157
Sandia Corporation Retirement Income Plan*	75,000	34,752	515	2,021	3,495	265	837	1,262	234	31,087	533
Savannah River Nuclear Solutions Multiple Employer Pension Plan*	44,483	6,377	36,389	75	113	156	5	0	0	1,116	252
Salaried Employee Pension Plan for KAPL Employees and Retirees*	33,586	33,586	0	0	0	0	0	0	0	0	0
Honeywell Retirement Earnings Plan For Aerospace Employees at the Kansas City Division*	32,890	28,800	0	0	0	0	0	0	0	3,190	900
Pension Plan of the Pacific Northwest Laboratories, Battelle Memorial Institute*	29,150	4,813	275	4,700	1,997	294	294	6	382	15,201	1,189
National Security Technologies, LLC (NSTec) Employee Retirement Plan	28,000	18,152	2,942	0	0	0	0	126	1	5,976	803

\* Projections based on DOE actuarial analyses conducted in January 2010. All other plan estimates provided by contractor pension plan sponsors in August 2009.

<b>Contractor Pension Plan Name</b>	<b>FY 2010 Contribution</b>	<b>NNSA</b>	<b>EM</b>	<b>SC</b>	<b>EERE</b>	<b>NE</b>	<b>OE</b>	<b>RW</b>	<b>FE</b>	<b>Work for Others</b>	<b>Other</b>
Pension Plan for Eligible Bettis Employees and Retirees*	23,612	23,612	0	0	0	0	0	0	0	0	0
B&W Pantex, Non Bargaining	15,056	15,056	0	0	0	0	0	0	0	0	0
The Kansas City Division (Honeywell International Inc.) Hourly Employees Pension Plan	13,200	12,260	0	0	0	0	0	0	0	730	210
National Renewable Energy Laboratory Retirement Plan	13,000	0	0	650	11,700	0	0	0	0	650	0
Bechtel Jacobs Pension Plan for Grandfathered Employees	9,400	0	9,400	0	0	0	0	0	0	0	0
Idaho National Laboratory Employee Retirement Plan*	9,310	832	4,935	43	87	2,014	43	0	0	1,312	43
B&W Pantex, Metal Trades Counsel	6,064	6,064	0	0	0	0	0	0	0	0	0
Pension Plan for KAPL Employees in Participating Bargaining Units	6,000	6,000	0	0	0	0	0	0	0	0	0
WSI Pension Plan for Employees at Oak Ridge, TN	5,400	3,800	800	800	0	0	0	0	0	0	0

\* Projections based on DOE actuarial analyses conducted in January 2010. All other plan estimates provided by contractor pension plan sponsors in August 2009.

<b>Contractor Pension Plan Name</b>	<b>FY 2010 Contribution</b>	<b>NNSA</b>	<b>EM</b>	<b>SC</b>	<b>EERE</b>	<b>NE</b>	<b>OE</b>	<b>RW</b>	<b>FE</b>	<b>Work for Others</b>	<b>Other</b>
TRU Solutions Pension Plan	5,200	0	5,200	0	0	0	0	0	0	0	0
West Valley Pension Plan	4,200	0	4,200	0	0	0	0	0	0	0	0
Yucca Mountain Salaried Pension Plan	2,720	0	0	0	0	0	0	2,720	0	0	0
B&W Pantex, Pantex Guards Union	2,518	2,518	0	0	0	0	0	0	0	0	0
WSI Indep. Guard Assoc. of Nevada	2,508	2,508	0	0	0	0	0	0	0	0	0
Uranium Disposition Services	2,450	0	2,450	0	0	0	0	0	0	0	0
WSI Las Vegas	1,320	1,320	0	0	0	0	0	0	0	0	0
University of California Retirement Plan - Lawrence Livermore National Laboratory *	0	0	0	0	0	0	0	0	0	0	0
University of California Retirement Plan - Los Alamos National Laboratory *	0	0	0	0	0	0	0	0	0	0	0
University of California Retirement Plan - Lawrence Berkeley National Laboratory *	0	0	0	0	0	0	0	0	0	0	0

\* Projections based on DOE actuarial analyses conducted in January 2010. All other plan estimates provided by contractor pension plan sponsors in August 2009.

<b>Contractor Pension Plan Name</b>	<b>FY 2010 Contribution</b>	<b>NNSA</b>	<b>EM</b>	<b>SC</b>	<b>EERE</b>	<b>NE</b>	<b>OE</b>	<b>RW</b>	<b>FE</b>	<b>Work for Others</b>	<b>Other</b>
Retirement Plan for Employees of Certain Employers at the U.S. Department of Energy Facilities at Oak Ridge, Tennessee-UTB*	0	0	0	0	0	0	0	0	0	0	0
Retirement Plan for Employees of Certain Employers at the U.S. Department of Energy Facilities at Oak Ridge, Tennessee-BW Y12*	0	0	0	0	0	0	0	0	0	0	0
Lawrence Livermore National Security*	0	0	0	0	0	0	0	0	0	0	0
SLAC	0	0	0	0	0	0	0	0	0	0	0
Argonne National Laboratory Firefighters	0	0	0	0	0	0	0	0	0	0	0
Argonne National Laboratory Guards	0	0	0	0	0	0	0	0	0	0	0
Argonne National Laboratory Machinists	0	0	0	0	0	0	0	0	0	0	0
Lockheed Martin Specialty Plan	0	0	0	0	0	0	0	0	0	0	0
Sandia Corporation Pension Security Plan	0	0	0	0	0	0	0	0	0	0	0

\* Projections based on DOE actuarial analyses conducted in January 2010. All other plan estimates provided by contractor pension plan sponsors in August 2009.

<b>Contractor Pension Plan Name</b>	<b>FY 2010 Contribution</b>	<b>NNSA</b>	<b>EM</b>	<b>SC</b>	<b>EERE</b>	<b>NE</b>	<b>OE</b>	<b>RW</b>	<b>FE</b>	<b>Work for Others</b>	<b>Other</b>
Ames Laboratories	0	0	0	0	0	0	0	0	0	0	0
<b>Projected Total, FY 2010</b>	526,689	256,757	152,584	12,128	18,031	5,288	1,820	4,114	617	59,263	16,087

\* Projections based on DOE actuarial analyses conducted in January 2010. All other plan estimates provided by contractor pension plan sponsors in August 2009.

**Table 4: Projected FY 2011 Contractor Defined-Benefit Pension Plan Contributions by Plan and DOE Program Office**

(dollars in thousands)

<b>Contractor Pension Plan Name</b>	<b>FY 2011 Contribution</b>	<b>NNSA</b>	<b>EM</b>	<b>SC</b>	<b>EERE</b>	<b>NE</b>	<b>OE</b>	<b>FE</b>	<b>Work for Others</b>	<b>Other</b>
Savannah River Nuclear Solutions Multiple Employer Pension Plan*	159,000	22,793	130,067	269	403	556	19	0	3,991	902
LANS Defined Benefit Pension Plan*	132,993	92,884	7,389	6,333	1,056	4,222	1,056	0	0	20,055
University of California Retirement Plan - Lawrence Livermore National Laboratory*	126,708	126,708	0	0	0	0	0	0	0	0
Sandia Corporation Retirement Income Plan*	113,000	52,360	776	3,044	5,265	399	1,261	353	46,837	2,704
Idaho National Laboratory Employee Retirement Plan*	111,414	9,952	59,060	519	1,038	24,100	519	0	15,706	519
University of California Retirement Plan - Los Alamos National Laboratory*	84,421	84,421	0	0	0	0	0	0	0	0
Hanford Multi-Employer Pension Plan	76,000	0	76,000	0	0	0	0	0	0	0
Retirement Plan for Employees of Certain Employers at the U.S. Department of Energy Facilities at Oak Ridge, Tennessee-UTB*	58,150	4,187	930	32,564	4,012	2,093	756	291	10,932	2,384

\* Projections based on DOE actuarial analyses conducted in January 2010. All other plan estimates provided by contractor pension plan sponsors in August 2009.

<b>Contractor Pension Plan Name</b>	<b>FY 2011 Contribution</b>	<b>NNSA</b>	<b>EM</b>	<b>SC</b>	<b>EERE</b>	<b>NE</b>	<b>OE</b>	<b>FE</b>	<b>Work for Others</b>	<b>Other</b>
Salaried Employee Pension Plan for KAPL Employees and Retirees*	47,712	47,712	0	0	0	0	0	0	0	0
Pension Plan of the Pacific Northwest Laboratories, Battelle Memorial Institute*	35,628	5,882	336	5,744	2,441	360	359	467	18,579	1,460
Pension Plan for Eligible Bettis Employees and Retirees*	31,024	31,024	0	0	0	0	0	0	0	0
University of California Retirement Plan - Lawrence Berkeley National Laboratory*	27,124	244	0	18,856	1,175	79	244	277	0	6,249
National Security Technologies, LLC (NSTec) Employee Retirement Plan	26,000	16,855	2,732	0	0	0	0	1	5,549	862
The Kansas City Division (Honeywell International Inc.) Hourly Employees Pension Plan	19,200	17,833	0	0	0	0	0	0	1,062	305
B&W Pantex, Non Bargaining	18,767	18,767	0	0	0	0	0	0	0	0
National Renewable Energy Laboratory Retirement Plan	13,250	0	0	663	11,925	0	0	0	663	0
Bechtel Jacobs Pension Plan for Grandfathered Employees	9,500	0	9,500	0	0	0	0	0	0	0

\* Projections based on DOE actuarial analyses conducted in January 2010. All other plan estimates provided by contractor pension plan sponsors in August 2009.

<b>Contractor Pension Plan Name</b>	<b>FY 2011 Contribution</b>	<b>NNSA</b>	<b>EM</b>	<b>SC</b>	<b>EERE</b>	<b>NE</b>	<b>OE</b>	<b>FE</b>	<b>Work for Others</b>	<b>Other</b>
B&W Pantex, Metal Trades Counsel	7,768	7,768	0	0	0	0	0	0	0	0
Pension Plan for KAPL Employees in Participating Bargaining Units	5,500	5,500	0	0	0	0	0	0	0	0
WSI Pension Plan for Employees at Oak Ridge, TN	5,300	3,730	785	785	0	0	0	0	0	0
TRU Solutions Pension Plan	5,200	0	5,200	0	0	0	0	0	0	0
West Valley Pension Plan	4,200	0	4,200	0	0	0	0	0	0	0
B&W Pantex, Pantex Guards Union	3,124	3,124	0	0	0	0	0	0	0	0
Uranium Disposition Services	2,980	0	2,980	0	0	0	0	0	0	0
WSI Indep. Guard Assoc. of Nevada	2,643	2,643	0	0	0	0	0	0	0	0
WSI Las Vegas	1,440	1,440	0	0	0	0	0	0	0	0
Yucca Mountain Salaried Pension Plan	1,000	0	0	0	0	0	0	0	0	1,000
Retirement Plan for Employees of Certain Employers at the U.S. Department of Energy Facilities at Oak Ridge, Tennessee-BW Y12*	0	0	0	0	0	0	0	0	0	0

\* Projections based on DOE actuarial analyses conducted in January 2010. All other plan estimates provided by contractor pension plan sponsors in August 2009.



<b>Contractor Pension Plan Name</b>	<b>FY 2011 Contribution</b>	<b>NNSA</b>	<b>EM</b>	<b>SC</b>	<b>EERE</b>	<b>NE</b>	<b>OE</b>	<b>FE</b>	<b>Work for Others</b>	<b>Other</b>
Honeywell Retirement Earnings Plan For Aerospace Employees at the Kansas City Division*	0	0	0	0	0	0	0	0	0	0
SLAC	0	0	0	0	0	0	0	0	0	0
Argonne National Laboratory Firefighters	0	0	0	0	0	0	0	0	0	0
Argonne National Laboratory Guards	0	0	0	0	0	0	0	0	0	0
Argonne National Laboratory Machinists	0	0	0	0	0	0	0	0	0	0
Lawrence Livermore National Security*	0	0	0	0	0	0	0	0	0	0
Lockheed Martin Specialty Plan	0	0	0	0	0	0	0	0	0	0
Sandia Corporation Pension Security Plan	0	0	0	0	0	0	0	0	0	0
Ames Laboratories	0	0	0	0	0	0	0	0	0	0
<b>Projected Total, FY 2011</b>	<b>1,129,046</b>	<b>555,827</b>	<b>299,955</b>	<b>68,777</b>	<b>27,315</b>	<b>31,809</b>	<b>4,214</b>	<b>1,388</b>	<b>103,319</b>	<b>36,441</b>

\* Projections based on DOE actuarial analyses conducted in January 2010. All other plan estimates provided by contractor pension plan sponsors in August 2009.



## GENERAL PROVISIONS

[SEC. 301. None of the funds appropriated by this Act may be used to prepare or initiate Requests For Proposals (RFPs) for a program if the program has not been funded by Congress.]

[SEC. 302. None of the funds appropriated by this Act may be used—

(1) to augment the funds made available for obligation by this Act for severance payments and other benefits and community assistance grants under section 4604 of the Atomic Energy Defense Act (50 U.S.C. 2704) unless the Department of Energy submits a reprogramming request to the appropriate congressional committees; or

(2) to provide enhanced severance payments or other benefits for employees of the Department of Energy under such section; or

(3) develop or implement a workforce restructuring plan that covers employees of the Department of Energy.]

SEC. [303]301. The unexpended balances of prior appropriations provided for activities in this Act may be available to the same appropriation accounts for such activities established pursuant to this title. Available balances may be merged with funds in the applicable established accounts and thereafter may be accounted for as one fund for the same time period as originally enacted.

SEC. [304]302. None of the funds in this or any other Act for the Administrator of the Bonneville Power Administration may be used to enter into any agreement to perform energy efficiency services outside the legally defined Bonneville service territory, with the exception of services provided internationally, including services provided on a reimbursable basis, unless the Administrator certifies in advance that such services are not available from private sector businesses.

SEC. [305]303. When the Department of Energy makes a user facility available to universities or other potential users, or seeks input from universities or other potential users regarding significant characteristics or equipment in a user facility or a proposed user facility, the Department shall ensure broad public notice of such availability or such need for input to universities and other potential users. When the Department of Energy considers the participation of a university or other potential user as a formal partner in the establishment or operation of a user facility, the Department shall employ full and open competition in selecting such a partner. For purposes of this section, the term "user facility" includes, but is not limited to:

(1) a user facility as described in section 2203(a)(2) of the Energy Policy Act of 1992 (42 U.S.C. 13503(a)(2));

(2) a National Nuclear Security Administration Defense Programs Technology Deployment Center/User Facility; and

(3) any other Departmental facility designated by the Department as a user facility.

SEC. [306]304. Funds appropriated by this or any other Act, or made available by the transfer of funds in this Act, for intelligence activities are deemed to be specifically authorized by the Congress for purposes of section 504 of the National Security Act of 1947 (50 U.S.C. 414) during fiscal year [2010] 2011 until the enactment of the Intelligence Authorization Act for fiscal year [2010] 2011.

SEC. [307]305. Of the funds made available by the Department of Energy for activities at Government-owned, contractor-operated laboratories funded in this Act or subsequent Energy and

Water Development Appropriations Acts, the Secretary may authorize a specific amount, not to exceed 8 percent of such funds, to be used by such laboratories for laboratory directed research and development: *Provided*, That the Secretary may also authorize a specific amount not to exceed 4 percent of such funds, to be used by the plant manager of a covered nuclear weapons production plant or the manager of the Nevada Site Office for plant or site directed research and development.

SEC. [308]306. (a) In any fiscal year in which the Secretary of Energy determines that additional funds are needed to reimburse the costs of defined benefit pension plans for contractor employees, the Secretary may transfer not more than 1 percent from each appropriation made available in this and subsequent Energy and Water Development Appropriation Acts to any other appropriation available to the Secretary in the same Act for such reimbursements.

[(b) Where the Secretary recovers the costs of defined benefit pension plans for contractor employees through charges for the indirect costs of research and activities at facilities of the Department of Energy, if the indirect costs attributable to defined benefit pension plan costs in a fiscal year are more than charges in fiscal year 2008, the Secretary shall carry out a transfer of funds under this section.]

[(c)b) In carrying out a transfer under this section, the Secretary shall use each appropriation made available to the Department in that fiscal year as a source or the transfer, and shall reduce each appropriation by an equal percentage, except that appropriations for which the Secretary determines there exists a need for additional funds for pension plan costs in that fiscal year, as well as appropriations made available for the Power Marketing Administrations, the title XVII loan guarantee program, and the Federal Energy Regulatory Commission, shall not be subject to this requirement.

[(d)c) Each January, the Secretary shall report to the Committees on Appropriations of the House of Representatives and the Senate on the state of defined benefit pension plan liabilities in the Department for the preceding year.

[(e)d) This transfer authority does not apply to supplemental appropriations, and is in addition to any other transfer authority provided in this or any other Act. The authority provided under this section shall expire on September 30, 2015.

[(f)e) The Secretary shall notify the Committees on Appropriations of the House of Representatives and the Senate in writing not less than 30 days in advance of each transfer authorized by this section.

[SEC. 309. (a) Subject to subsection (b), no funds appropriated or otherwise made available by this Act or any other Act may be used to record transactions relating to the increase in borrowing authority or bonds outstanding at any time under the Federal Columbia River Transmission System Act (16 U.S.C. 838 et seq.) referred to in section 401 of division A of the American Recovery and Reinvestment Act of 2009 (Public Law 111-5; 123 Stat. 140) under a funding account, subaccount, or fund symbol other than the Bonneville Power Administration Fund Treasury account fund symbol.

(b) Funds appropriated or otherwise made available by this Act or any other Act may be used to ensure, for purposes of meeting any applicable reporting provisions of the American Recovery and Reinvestment Act of 2009 (Public Law 111-5; 123 Stat. 115), that the Bonneville Power Administration uses a fund symbol other than the Bonneville Power Administration Fund Treasury account fund symbol solely to report accrued expenditures of projects attributed by the Administrator of the Bonneville Power Administration to the increased borrowing authority.

(c) This section is effective for fiscal year 2010 and subsequent fiscal years.]

[SEC. 310. Section 1702 of the Energy Policy Act of 2005 (42 U.S.C. 16512) is amended by adding at the end the following new subsection:

"(k) WAGE RATE REQUIREMENTS.—All laborers and mechanics employed by contractors and subcontractors in the performance of construction work financed in whole or in part by a loan guaranteed under this title shall be paid wages at rates not less than those prevailing on projects of a character similar in the locality as determined by the Secretary of Labor in accordance with subchapter IV of chapter 31 of title 40, United States Code. With respect to the labor standards in this subsection, the Secretary of Labor shall have the authority and functions set forth in Reorganization Plan Numbered 14 of 1950 (64 Stat. 1267; 5 U.S.C. App.) and section 3145 of title 40, United States Code.".]

[SEC. 311. None of the funds made available by this Act may be used to make a grant allocation, discretionary grant award, discretionary contract award, Other Transaction Agreement, or to issue a letter of intent totaling in excess of \$1,000,000, or to announce publicly the intention to make such an award, including a contract covered by the Federal Acquisition Regulation, unless the Secretary of Energy notifies the Committees on Appropriations of the Senate and the House of Representatives at least 3 full business days in advance of making such an award or issuing such a letter: *Provided*, That if the Secretary of the Department of Energy determines that compliance with this section would pose a substantial risk to human life, health, or safety, an award may be made without notification and the Committees on Appropriations of the Senate and the House of Representatives shall be notified not later than 5 full business days after such an award is made or letter issued.]

[SEC. 312. (a) ULTRA EFFICIENT VEHICLES.—Section 136 of the Energy Independence and Security Act of 2007 (42 U.S.C. 17013) is amended—

(1) in subsection (a)—

(A) in paragraph (1), by inserting "an ultra efficient vehicle or" after "means"; and

(B) by adding at the end the following new paragraph:

"(5) ULTRA EFFICIENT VEHICLE.—The term 'ultra efficient vehicle' means a fully closed compartment vehicle designed to carry at least 2 adult passengers that achieves—

"(A) at least 75 miles per gallon while operating on gasoline or diesel fuel;

"(B) at least 75 miles per gallon equivalent while operating as a hybrid electric-gasoline or electric-diesel vehicle; or

"(C) at least 75 miles per gallon equivalent while operating as a fully electric vehicle.";

(2) in subsection (b)—

(A) by inserting ", ultra efficient vehicle manufacturers," after "automobile manufacturers";

(B) in paragraph (1)—

(i) by striking "or" at the end of subparagraph (A);

(ii) by striking "and" at the end of subparagraph (B) and inserting "or"; and

(iii) by adding at the end the following new subparagraph:

"(C) ultra efficient vehicles; and"; and

(C) in paragraph (2), by inserting ", ultra efficient vehicles," after "qualifying vehicles";

(3) in subsection (g), by inserting "or are utilized primarily for the manufacture of ultra efficient vehicles" after "20 years"; and

(4) in subsection (h)(1)(B), by striking "automobiles" the first place it appears and inserting "ultra efficient vehicles, automobiles,".

(b) RECONSIDERATION OF PRIOR APPLICATIONS.—The Secretary of Energy shall reconsider applications for assistance under section 136 of the Energy Independence and Security Act of 2007 (42 U.S.C. 17013) that were—

(1) timely filed under that section before January 1, 2009;

- (2) rejected on the basis that the vehicles to which the proposal related were not advanced technology vehicles; and
- (3) related to ultra efficient vehicles.]

[SEC. 313. (a) Except as provided in subsection (b), none of the funds appropriated or otherwise made available by this title for the Strategic Petroleum Reserve may be made available to any person that as of the enactment of this Act—

- (1) is selling refined petroleum products valued at \$1,000,000 or more to the Islamic Republic of Iran;
  - (2) is engaged in an activity valued at \$1,000,000 or more that could contribute to enhancing the ability of the Islamic Republic of Iran to import refined petroleum products, including—
    - (A) providing ships or shipping services to deliver refined petroleum products to the Islamic Republic of Iran;
    - (B) underwriting or otherwise providing insurance or reinsurance for such an activity; or
    - (C) financing or brokering such an activity;
  - (3) is selling, leasing, or otherwise providing to the Islamic Republic of Iran any goods, services, or technology valued at \$1,000,000 or more that could contribute to the maintenance or expansion of the capacity of the Islamic Republic of Iran to produce refined petroleum products.
- (b) The prohibition on the use of funds under subsection (a) shall not apply with respect to any contract entered into by the United States Government before the date of the enactment of this Act.
- (c) If the Secretary determines a person made ineligible by this section has ceased the activities enumerated in (a)(1)-(3), that person shall no longer be ineligible under this section.]

[SEC. 314. Section 132 of the Energy and Water Development Appropriations Act of 2006 (119 Stat 2261) is amended—

- (1) in subsection (a)(3), by striking "Corps of Engineers" and inserting "Southwestern Power Administration";
- (2) by adding at the end of subsection (a) the following new paragraph:

"(5) PAYMENT TO NON-FEDERAL LICENSEE.—Southwestern Power Administration shall compensate the licensee of Federal Energy Regulatory Commission Project No. 2221 pursuant to paragraph (3) using receipts collected from the sale of Federal power and energy related services. Pursuant to paragraph (6), Southwestern Power Administration will begin collecting receipts in the Special Receipts and Disbursement account upon the date of enactment of this paragraph. Payment to the licensee of Federal Energy Regulatory Commission Project No. 2221 shall be paid as soon as adequate receipts are collected in the Special Receipts and Disbursement Account to fully compensate the licensee, and in accordance with paragraph (2), such payment shall be considered non-reimbursable.";
- (3) by adding at the end of subsection (a) the following new paragraph:

"(6) The Southwestern Power Administration shall compensate the licensee of Federal Energy Regulatory Commission Project No. 2221 in annual payments of not less than \$5,000,000, until the licensee of Federal Energy Regulatory Commission Project No. 2221 is fully compensated pursuant to paragraph (3). At the end of each fiscal year subsequent to implementation, any remaining balance to be paid to the licensee of Project No. 2221 shall accrue interest at the 30-year U.S. Treasury bond rate in effect at the time of implementation of the White River Minimum Flows project.";
- (4) by adding at the end of subsection (a) the following new paragraph:

"(7) ESTABLISHMENT OF SPECIAL RECEIPT AND DISBURSEMENT ACCOUNTS.—There is established in the Treasury of the United States a special receipt account and corresponding

disbursement account to be made available to the Administrator of the Southwestern Power Administration to disburse pre-collected receipts from the sale of federal power and energy and related services. The accounts are authorized for the following uses:

"(A) Collect and disburse receipts for purchase power and wheeling expenses incurred by Southwestern Power Administration to purchase replacement power and energy as a result of implementation of the White River Minimum Flows project.

"(B) Collect and disburse receipts related to compensation of the licensee of Federal Energy Regulatory Commission Project No. 2221.

"(C) Said special receipt and disbursement account shall remain available for not more than 12 months after the date of full compensation of the licensee of Federal Energy Regulatory Commission Project No. 2221."; and

(5) by adding at the end of subsection (a) the following new paragraph:

"(8) TIME OF IMPLEMENTATION.—For purposes of paragraphs (3) and (4), 'time of implementation' shall mean the authorization of the special receipt account and corresponding disbursement account described in paragraph (7)". ]

*SEC. 307. (a) Section 1801 of the Atomic Energy Act of 1954 (42 U.S.C. 2297g) is amended in subsection (b)(2) by striking "amounts contained within the Fund" and inserting "assessments collected pursuant to section 1802 of the Atomic Energy Act of 1954 (42 U.S.C. 2297g-1) as amended".*

*(b) Section 1802 of the Atomic Energy Act of 1954 (42 U.S.C. 2297g-1) is amended:*

*(1) in subsection (a):*

*(A) by striking "\$518,233,333" and inserting "\$663,000,000"; and*

*(B) by striking "on October 24, 1992" and inserting "with fiscal year 2012".*

*(2) in subsection (c):*

*(A) by inserting "(1)" before "The Secretary";*

*(B) by inserting after "utilities": ", only to the extent provided in advance in appropriation Acts";*

*(C) by striking "\$150,000,000" and inserting "\$200,000,000";*

*(D) by inserting "beginning in fiscal year 2012" after "adjusted for inflation";*

*(E) by striking "(1)" and inserting "(A)";*

*(F) by striking "(2)" and inserting "(B)";*

*(G) by adding a new paragraph 2, ",(2) Amounts authorized to be collected pursuant to this section shall be deposited in the Fund and credited as offsetting receipts."*

*(3) in subsection (d), by striking "for the period encompassing 15 years after the date of the enactment of this title" and inserting "through fiscal year 2026"; and*

*(4) in subsection (e):*

*(A) in paragraph (1), by striking "15 years after the date of the enactment of this title" and inserting "September 30, 2026";*

*(B) in paragraph (2), by striking "\$2,250,000,000" and inserting "\$3,000,000,000"; and*

*(C) in paragraph (2) by inserting "beginning in fiscal year 2012" after "adjusted for inflation".*

*SEC. 308. The Secretary shall collect up to \$200,000,000 in assessments pursuant to section 1802 of the Atomic Energy Act of 1954 (42 U.S.C. 2297g-1), as amended by this Act.*

*SEC. 309. For an additional amount for the "Other Defense Activities" account, \$11,891,755, to increase the Department's acquisition workforce capacity and capabilities: Provided, That such funds may be transferred by the Secretary to any other account in the Department to carry out the purposes provided herein: Provided further, That such transfer authority is in addition to any other transfer*

*authority provided in this Act: Provided further, That such funds shall be available only to supplement and not to supplant existing acquisition workforce activities: Provided further, That such funds shall be available for training, recruitment, retention, and hiring additional members of the acquisition workforce as defined by the Office of Federal Procurement Policy Act, as amended (41 U.S.C. 401 et seq.): Provided further, That such funds shall be available for information technology in support of acquisition workforce effectiveness or for management solutions to improve acquisition management.*

*SEC. 310. Not to exceed 5 per centum, or \$100,000,000, of any appropriation, whichever is less, made available for Department of Energy activities funded in this Act or subsequent Energy and Water Development and Related Agencies Appropriation Acts may hereafter be transferred between such appropriations, but no appropriation, except as otherwise provided, shall be increased or decreased by more than 5 per centum by any such transfers, and any such proposed transfers shall be submitted to the Committee on Appropriations of the House and Senate. (Energy and Water Development and Related Agencies Appropriations Act, 2010.)*

SEC. 501. None of the funds appropriated by this Act may be used in any way, directly or indirectly, to influence congressional action on any legislation or appropriation matters pending before Congress, other than to communicate to Members of Congress as described in 18 U.S.C. 1913.

SEC. 502. To the extent practicable funds made available in this Act should be used to purchase light bulbs that are "Energy Star" qualified or have the "Federal Energy Management Program" designation.

[SEC. 503. Title IV of division A of the American Recovery and Reinvestment Act of 2009 (Public Law 111-5) is amended by adding at the end of the title, the following new section 411:

"SEC 411. Up to 0.5 percent of each amount appropriated to the Department of the Army and the Bureau of Reclamation in this title may be used for the expenses of management and oversight of the programs, grants, and activities funded by such appropriation, and may be transferred by the Head of the Federal Agency involved to any other appropriate account within the department for that purpose: *Provided*, That the Secretary will provide a report to the Committees on Appropriations of the House of Representatives and the Senate 30 days prior to the transfer: *Provided further*, That funds set aside under this section shall remain available for obligation until September 30, 2012.".]

[SEC. 504. (a) DEFINITIONS.—In this section:

(1) *ADMINISTRATIVE EXPENSES*.—The term "administrative expenses" has the meaning as determined by the Director under subsection (b)(2).

(2) *AGENCY*.—The term "agency"—

(A) means an agency as defined under section 1101 of title 31, United States Code, that is established in the executive branch and receives funding under this Act; and

(B) shall not include the District of Columbia government.

(3) *DIRECTOR*.—The term "Director" means the Director of the Office of Management and Budget.

(b) *ADMINISTRATIVE EXPENSES*.—

(1) *IN GENERAL*.—All agencies shall include a separate category for administrative expenses when submitting their appropriation requests to the Office of Management and Budget for fiscal year 2011 and each fiscal year thereafter.



(2) *ADMINISTRATIVE EXPENSES DETERMINED.*—In consultation with the agencies, the Director shall establish and revise as necessary a definition of administration expenses for the purposes of this section. All questions regarding the definition of administrative expenses shall be resolved by the Director.

(c) *BUDGET SUBMISSION.*—Each budget of the United States Government submitted under section 1105 of title 31, United States Code, for fiscal year 2011 and each fiscal year thereafter shall include the amount requested for each agency for administrative expenses.]

[SEC. 505. None of the funds made available in this Act may be transferred to any department, agency, or instrumentality of the United States Government, except pursuant to a transfer made by, or transfer authority provided in this Act or any other appropriation Act.]

SEC. [506]503. [Specific projects contained in] *To the extent that* the report of the Committee on Appropriations of the House of Representatives accompanying this Act [(H. Rept. 111-203) ] *includes specific projects* that are considered congressional earmarks for purposes of clause 9 of rule XXI of the Rules of the House of Representatives, *such projects*, when intended to be awarded to a for-profit entity, shall be awarded under a full and open competition. (*Energy and Water Development and Related Agencies Appropriations Act, 2010.*)








**Other Defense Activities**




**Departmental Administration**




**Inspector General**



**Advanced Technology Vehicles  
Manufacturing Loan Program**




**Title 17 Innovative Technology Loan  
Guarantee Program**



**Working Capital Fund**



**Energy Information Administration**



**Safeguards and Security Crosscut**



**Domestic Utility Fee**



**Pensions**