



Dekker, Ltd. *Program and Project Management Solutions • Since 1984*

3633 E. Inland Empire Blvd, Suite 450, Ontario, CA 91764 • (909) 384-9000 • FAX (909) 889-9163 • www.DekkerLtd.com

Extraction Utility Design Specification

January 11, 2011
Document Version 1.9

Revision History

Date	Version	Section and Titles	Author	Summary of Change
January 15, 2010	1.0	All	Eric Morgan, Dekker, Ltd.	Initial Draft Document
January 19, 2010	1.1	All	Igor Pedan, Dekker, Ltd.	Document update with EM team review notes
January 20, 2010	1.2	2.1.1	EM Project Team	Document Review
January 27, 2010	1.3	All	Bruce Bartells	Final Draft Review
May 10, 2010	1.4.1	2.8	Igor Pedan, Dekker, Ltd.	Section Update
May 14, 2010	1.4.2	2.3.1	Igor Pedan, Dekker, Ltd.	System Tables Added
May 17, 2010	1.4.3	2.3	Igor Pedan, Dekker, Ltd.	Enhancements Update
June 29, 2010	1.5	All	Igor Pedan, Dekker, Ltd.	Revised for Version 8.0.20100628
July 14, 2010	1.5.1	2.8	Igor Pedan, Dekker, Ltd.	Section Update
September 30, 2010	1.6	All	Igor Pedan, Dekker, Ltd.	Revised for Version 8.0.20100915
October 11, 2010	1.7	All	Igor Pedan, Dekker, Ltd.	Revised for Version 8.0.20101004
December 3, 2010	1.8	All	Igor Pedan, Dekker, Ltd.	Revised for Version 8.0.20101122
January 11, 2011	1.9	All	Igor Pedan, Dekker, Ltd.	Revised for Version 8.0.20101217

Table of Contents

REVISION HISTORY	1
1 INTRODUCTION	6
1.1 OVERVIEW	6
1.2 OBJECTIVES.....	6
1.3 SCOPE.....	7
1.4 RESPONSIBILITIES	9
1.5 ASSUMPTIONS	10
1.6 REFERENCES.....	12
1.7 DEFINITIONS	13
2 SPECIFIC REQUIREMENTS.....	14
2.1 FUNCTIONAL REQUIREMENTS	14
2.1.1 <i>Extraction Data Validation</i>	15
2.2 DATA INTERFACE REQUIREMENTS.....	22
2.3 DATABASE REQUIREMENTS	26
2.3.1 <i>Extraction Utility System Configuration Tables</i>	26
2.3.2 <i>ARES Prism® 5.1 Interface Database Requirements</i>	40
2.3.3 <i>Deltek Cobra® 4.X/5.0 Database Requirements</i>	56
2.3.4 <i>Oracle Primavera P6 Database Requirements</i>	70
2.3.5 <i>Oracle Primavera P3 Database Requirements</i>	77
2.3.6 <i>Custom BJC PCMS Project Management System Database Requirements</i>	82
2.3.7 <i>Primavera Cost Manager Project Management System Database Requirements</i>	96
2.3.8 <i>Microsoft Project 2003 Database Requirements</i>	107
2.3.9 <i>Deltek Open Plan 3 Database Requirements</i>	112
2.3.10 <i>Microframe Project Manager System Database Requirements</i>	119
2.4 NETWORK REQUIREMENTS.....	130
2.5 USER INTERFACE REQUIREMENTS	130
2.5.1 <i>Earned Value Extraction Utility</i>	131
2.5.2 <i>Schedule Extraction Utility</i>	147
2.6 SECURITY REQUIREMENTS.....	162
2.7 QUALITY ASSURANCE REQUIREMENTS	162
2.8 SYSTEM/HARDWARE/SOFTWARE REQUIREMENTS	163

Table of Figures

FIGURE 1: DATA INTERFACE FLOW DIAGRAM.....	23
FIGURE 2: EXTRACTION UTILITY USER INTERFACE	131
FIGURE 3: COBRA V4 AND COBRA V5 CONFIGURATION SCREEN LAYOUT	132
FIGURE 4: PRISM CONFIGURATION SCREEN LAYOUT.....	136
FIGURE 5: COST MANAGER CONFIGURATION SCREEN LAYOUT	140
FIGURE 6: CUSTOM BJC PCMS CONFIGURATION SCREEN LAYOUT	145
FIGURE 7: CUSTOM BJC PCMS CPR HEADER SCREEN LAYOUT.....	147
FIGURE 8: PRIMAVERA P3 CONFIGURATION SCREEN	148
FIGURE 9: PRIMAVERA P6 XER CONFIGURATION SCREEN	149
FIGURE 10: P6 XER IMPORT SCREEN.....	150
FIGURE 11: P6 ORACLE IMPORT SCREEN	150
FIGURE 12: PRIMAVERA P6 PROJECT SELECTOR SCREEN	151
FIGURE 13: MS PROJECT CONFIGURATION SCREEN	154
FIGURE 14: OPEN PLAN CONFIGURATION SCREEN	155
FIGURE 15: MPM CONFIGURATION SCREEN	157
FIGURE 16: MPM CPR HEADER SCREEN LAYOUT	161

Table of Tables

TABLE 1: EXTRACTION DESIGN SCOPE	7
TABLE 2: ROLES AND RESPONSIBILITIES.....	9
TABLE 3: ASSUMPTIONS	10
TABLE 4: DEFINITIONS.....	13
TABLE 5: FUNCTIONAL REQUIREMENTS.....	14
TABLE 6: EXTRACTION UTILITY CONFIGURATION VALIDATION.....	16
TABLE 7: EXTRACTION UTILITY VALIDATION RULES AND DEFINITION.....	17
TABLE 8: DATA INTERFACE REQUIREMENTS	22
TABLE 9: EXTRACTION UTILITY PROCESS FLOW.....	24
TABLE 10: EXTRACTION UTILITY SYSTEM CONFIGURATION TABLE (SYS_CONFIG).....	27
TABLE 11: EXTRACTION UTILITY SYSTEM CONFIGURATION TABLE (SYS_ERROR_LOG)	27
TABLE 12: EXTRACTION UTILITY SYSTEM CONFIGURATION TABLE (SYS_ERROR)	28
TABLE 13: EXTRACTION UTILITY SYSTEM CONFIGURATION VALUE DEFINITION	28
TABLE 14: PRISM 5.1 DATA MAPPING TABLE (EV_CPR_FORMAT1)	42
TABLE 15: PRISM 5.1 DATA MAPPING TABLE (EV_CPR_FORMAT2)	44
TABLE 16: PRISM 5.1 DATA MAPPING TABLE (EV_CPR_HEADER).....	47
TABLE 17: PRISM 5.1 DATA MAPPING TABLE (EV_MR_LOG).....	49
TABLE 18: PRISM 5.1 DATA MAPPING TABLE (EV_TIMEPHASED)	50
TABLE 19: PRISM 5.1 DATA MAPPING TABLE (EV_VAR_ANALYSIS_OBS)	53
TABLE 20: PRISM 5.1 DATA MAPPING TABLE (EV_VAR_ANALYSIS_WBS)	54
TABLE 21: COBRA 4.X/5.0 DATA MAPPING TABLE (EV_CPR_FORMAT1).....	58
TABLE 22: COBRA 4.X/5.0 DATA MAPPING TABLE (EV_CPR_FORMAT2).....	60
TABLE 23: COBRA 4.X/5.0 DATA MAPPING TABLE (EV_CPR_HEADER)	62
TABLE 24: COBRA 4.X/5.0 DATA MAPPING TABLE (EV_MR_LOG)	64
TABLE 25: COBRA 4.X/5.0 DATA MAPPING TABLE (EV_TIMEPHASED)	65
TABLE 26: COBRA 4.X/5.0 DATA MAPPING TABLE (EV_VAR_ANALYSIS_OBS).....	67
TABLE 27: COBRA 4.X/5.0 DATA MAPPING TABLE (EV_VAR_ANALYSIS_WBS).....	68
TABLE 28: PRIMAVERA P6 STAGING TABLE DEFINITION	71
TABLE 29: PRIMAVERA P6 DATA MAPPING TABLE (SCHEDULE_ACTIVITY)	72
TABLE 30: PRIMAVERA P6 DATA MAPPING TABLE (SCHEDULE_RELATIONSHIP)	75
TABLE 31: PRIMAVERA P3 DATA MAPPING TABLE (SCHEDULE_ACTIVITY)	78
TABLE 32: PRIMAVERA P3 DATA MAPPING TABLE (SCHEDULE_RELATIONSHIP)	80
TABLE 33: BJC PCMS DATA MAPPING TABLE (EV_CPR_FORMAT1).....	84
TABLE 34: BJC PCMS DATA MAPPING TABLE (EV_CPR_FORMAT2).....	86
TABLE 35: BJC PCMS DATA MAPPING TABLE (EV_CPR_HEADER)	88
TABLE 36: BJC PCMS DATA MAPPING TABLE (EV_MR_LOG)	90
TABLE 37: BJC PCMS DATA MAPPING TABLE (EV_TIMEPHASED)	91
TABLE 38: BJC PCMS DATA MAPPING TABLE (EV_VAR_ANALYSIS_OBS).....	92
TABLE 39: BJC PCMS DATA MAPPING TABLE (EV_VAR_ANALYSIS_WBS).....	94
TABLE 40: PRIMAVERA COST MANAGER DATA MAPPING TABLE (EV_CPR_FORMAT1).....	98
TABLE 41: PRIMAVERA COST MANAGER DATA MAPPING TABLE (EV_CPR_FORMAT2).....	100
TABLE 42: PRIMAVERA COST MANAGER DATA MAPPING TABLE (EV_CPR_HEADER)	102
TABLE 43: PRIMAVERA COST MANAGER DATA MAPPING TABLE (EV_TIMEPHASED)	104
TABLE 44: MS PROJECT 2003 DATA MAPPING TABLE (SCHEDULE_ACTIVITY)	108
TABLE 45: MS PROJECT 2003 DATA MAPPING TABLE (SCHEDULE_RELATIONSHIP)	111
TABLE 46: DELTEK OPEN PLAN 3 DATA MAPPING TABLE (SCHEDULE_ACTIVITY)	113
TABLE 47: DELTEK OPEN PLAN 3 DATA MAPPING TABLE (SCHEDULE_RELATIONSHIP)	117
TABLE 48: MPM DATA MAPPING TABLE (EV_CPR_FORMAT1)	121
TABLE 49: MPM DATA MAPPING TABLE (EV_CPR_FORMAT2)	123
TABLE 50: MPM DATA MAPPING TABLE (EV_CPR_HEADER).....	125
TABLE 51: MPM DATA MAPPING TABLE (EV_MR_LOG).....	127

TABLE 52: MPM DATA MAPPING TABLE (EV_TIMEPHASED).....	127
TABLE 53: COBRA V4 AND COBRA V5 DATABASE CONNECTION ELEMENTS	133
TABLE 54: COBRA V4 AND COBRA V5 PROJECT INFORMATION ELEMENTS	133
TABLE 55: COBRA V4 AND COBRA V5 PROJECT BREAKDOWN STRUCTURE ELEMENTS	134
TABLE 56: COBRA V4 AND COBRA V5 PROJECT COST SET DEFINITION	134
TABLE 57: COBRA V4 AND COBRA V5 SPECIAL CONFIGURATIONS	135
TABLE 58: PRISM DATABASE CONNECTION INFORMATION ELEMENTS	137
TABLE 59: PRISM PROJECT INFORMATION ELEMENTS.....	137
TABLE 60: PRISM PROJECT BREAKDOWN STRUCTURE ELEMENTS.....	138
TABLE 61: PRISM PROJECT COST/QTY/WBS DEFINITION/GENERATE CPR DATA ELEMENTS	138
TABLE 62: COST MANAGER DATABASE CONNECTION INFORMATION ELEMENTS.....	141
TABLE 63: COST MANAGER ETC OPTIONS ELEMENTS	141
TABLE 64: COST MANAGER DATABASE CONNECTION INFORMATION ELEMENTS.....	142
TABLE 65: COST MANAGER BCWS, BCWP, ACWP, AND ETC BURDENS ELEMENTS	143
TABLE 66: COST MANAGER DATABASE CONNECTION INFORMATION ELEMENTS.....	143
TABLE 67: COST MANAGER OTHER OPTIONS ELEMENTS.....	144
TABLE 68: CUSTOM BJC PCMS SYSTEM DATABASE CONNECTION INFORMATION ELEMENTS.....	145
TABLE 69: CUSTOM BJC PCMS SYSTEM DATABASE CONNECTION INFORMATION ELEMENTS.....	145
TABLE 70: PRIMAVERA P3 CONFIGURATION ELEMENTS.....	148
TABLE 71: PRIMAVERA P6 CONFIGURATION ELEMENTS.....	151
TABLE 72: PRIMAVERA P6 WBS SOURCE OPTIONS	152
TABLE 73: MS PROJECT PROJECT INFORMATION ELEMENTS.....	154
TABLE 74: MS PROJECT MAPPING ELEMENTS	155
TABLE 75: OPEN PLAN DATA INFORMATION ELEMENTS.....	156
TABLE 76: OPEN PLAN PROJECT INFORMATION ELEMENTS.....	156
TABLE 77: OPEN PLAN MAPPING ELEMENTS	156
TABLE 78: MPM DATABASE INFORMATION ELEMENTS	157
TABLE 79: MPM PROJECT INFORMATION ELEMENTS.....	158
TABLE 80: MPM WBS/OBS, EV, AND COST ELEMENTS	158
TABLE 81: MPM OTHER OPTIONS ELEMENTS	160
TABLE 82: SYSTEM/HARDWARE/SOFTWARE REQUIREMENTS	163

1 Introduction

1.1 Overview

DOE is implementing a new project management system for tracking and oversight of the Department's major and special interest projects. The Project Assessment and Reporting System (PARS) II will be used to produce project-wide performance data elements and project management reports.

As part of this effort, the EES/Dekker team will assist the DOE team in retrieving Earned Value Management (EVM) and project schedule information from various contractor project management systems. To facilitate this effort, EES/Dekker designed a Data Extraction Utility (EU) based on Microsoft® Access® 2002/2003 Database to collect EVM and schedule data from the various contractors' project management tools. The EU will store that data in a DOE PARS II CPP Upload Template – format standardized for import into the DOE PARS II System.

1.2 Objectives

This document serves as an introduction to those interested in understanding the Extraction Utility, its design, use, and incorporation into the DOE EM PMIS. This document also provides a detailed description for importing EVM, Schedule, Management Reserve, and Variance Analysis Report data from contractor source systems into the DOE PARS II CPP Upload Template.

1.3 Scope

The Extraction Utility facilitates the collection of the Contract Performance Report (CPR) Formats 1 and 2, Time Phased, Schedule Activity, Management Reserve, and Variance Reporting data from Deltek Cobra® 4.X/5.0, ARES Prism® 5.1 Management Suite, Oracle Primavera Cost Manager 6, Microframe Program Manager 3, Microsoft Project 2003, Oracle Primavera P3 Project Planner, Primavera P6 Professional Project Management, and several custom home-grown project management tools. Subsequently, the extracted data will be uploaded into the DOE PARS II data base. Table 1 delineates the functions and related descriptions for the Extraction Utility.

Table 1: Extraction Design Scope

Extraction Design Scope	
Function	Description
EV Contract Performance Report Format-1	Collect Work Breakdown Structure (WBS) information from contractor cost management system; derive Current Period, Cumulative, and At-Completion cost and quantity from EV_Timephased data table.
EV Contract Performance Report Format-2	Collect Organizational Breakdown Structure (OBS) information from contractor cost management system; derive Current Period, Cumulative, and At-Completion cost and quantity from EV_Timephased data table.
EV Contract Performance Report Header	Collect or calculate Contract Performance Report Header Information from contractor cost management system for sections one through seven of the EV Contract Performance Report Format-1 (WBS), and sections one through four of the EV Contract Performance Report Format-2 (OBS).
Management Reserve (MR)	Collect Management Reserve information from contractor cost management system to enable reporting of the changes in MR from period to period; provide transaction details such as the transaction date, affected WBS, transaction amount, and transaction explanation.
Time-phased Information	Collect Time-phased EVM information from contractor cost management system necessary to retrieve incremental cost and quantity data by WBS and, if available, by OBS for Budgeted Cost for Work Scheduled (BCWS), Budgeted Cost for Work Performed (BCWP), Actual Cost of Work Performed (ACWP), and Estimate to Completion (ETC).

Extraction Design Scope	
Function	Description
Variance Analysis Report (VAR)	Retrieve Cause, Corrective Action, Impact, and Explanation narratives of variances from contractor cost management system for each WBS or OBS element where variance narratives were reported.
Schedule Activity	Collect contractor current and baseline activity information from contractor scheduling tool to populate the Access Template Schedule Activity Table enabling schedule and cost-schedule integration reporting.
Schedule Relationship	Collect Activity Relationship information for current and baseline schedules from contractor scheduling tool.

1.4 Responsibilities

Table 2 describes the roles and responsibilities of the primary project team members.

Table 2: Roles and Responsibilities

Roles and Responsibilities			
Role	Name	Organization	Relevant Responsibility
Project Manager	Igor Pedan	Dekker, Ltd.	<ul style="list-style-type: none"> • Project Planning and Monitoring • Manage Implementation and Testing • Manage Core Implementation Team
Programmer	Bert Briones Mike Son	Dekker, Ltd.	<ul style="list-style-type: none"> • Coding • Database Administrator • Unit Testing
Software Engineer	Andrew Polis	Dekker, Ltd.	<ul style="list-style-type: none"> • Software Design • Implementation Lead • System Engineer
Application Consultants	Alan Jennings Larry Anderson Greg Ward Peter Mikulich	Dekker, Ltd.	<ul style="list-style-type: none"> • Customer Support Staff • Train Core Implementation Team • Support User Training • Level 2 Quality Testing • Dekker Technical Documentation
Quality Assurance	Tim Anderson Arlene Olsen	Dekker, Ltd.	<ul style="list-style-type: none"> • Level 1 User interface testing

1.5 Assumptions

The assumptions used in developing the Extraction Utility are listed in Table 3 below. The assumptions will be reviewed, assessed, and updated on an ongoing basis as new information becomes available.

Table 3: Assumptions

Assumptions	
Name	Description
Project Management System	Each site uses the same project control system for all its projects; therefore it is possible to efficiently bring on two or more projects per site.
Earned Value Management Data elements	ANSI-X12-839 electronic data interchange (EDI) transfer file will not be used for Contract Performance Reports Format 1 and 2. System-generated EDI X12 are not valid for upload into the DOE PARS II data base. The extractor will accommodate the lack of valid CPR data by calculating Current Period and Cumulative data from Time phased EVM data available in the contractors' systems.
EV Time phased data availability	All contractors use generally accepted practices of accurately maintaining all key EV elements (BCWS, BCWP, ACWP, and ETC) in time phased format.
Reporting Levels for EVM Data Elements	Cost and schedule performance data elements by Work Breakdown Structure (WBS) and by Organizational Breakdown Structure (OBS) must be reported at the Control Account Level.
DOE EVMS System Requirements	A contractor must use a Certified EVMS tool that has the capability of exporting data in the format readable by the Extraction Utility.
Data Validation	The data should be checked for accuracy and completeness to ensure data upload ability into the DOE EM PMIS. Failure to perform validity checks may result in error messages appearing during the upload process.
Site Data Requirements	Site Contractors must provide performance data files (.dbf, .xer) in a format accepted by the Extraction Utility.

Project WBS Structure	Each individual project within a contractor's system is maintained separately and has a distinct WBS structure. All project data (i.e. Overhead, Support Costs, Management Reserve, etc.) are maintained for each individual project.
-----------------------	---

1.6 References

This section lists the supporting documents that were used to develop an understanding of the governing policies, business requirements, and operation of the system.

- United States Department of Energy Order 413.3A, July 28, 2006
- United States Department of Energy Manual 413.3-1, March 31, 2003
- United States Department of Energy Guide 413.3-G10, “Earned Value Management System”, May 6, 2008
- United States Department of Energy, Office of Management, Budget and Evaluation, “Project Management Best Practices - Work Breakdown Structure”, June 2003
- United States Department of Energy, Office of Management, Budget and Evaluation, “Project Management Best Practices – Critical Decision Packages”, June 2003
- United States Department of Energy, Office of Management, Budget and Evaluation, “Project Management Best Practices – Performance Baseline Development and Validation”, June 2003
- United States Department of Energy Website, Office of Management, Office of Engineering and Construction Management:
http://management.energy.gov/project_management.htm
- ANSI/AIAA G-043-1992 standard and IEEE Standard P1362 V3.2.
- Data Item Description DI-MGMT-81466A
- Federal Acquisition Regulation (FAR) Part 34.2
- OECM “ART Database”, developed by OECM (Brian Kong)
- PARS Data Input Requirements, Published by PPC, March 2006
- National Defense Industrial Association Program Management Systems Committee “Earned Value Management Systems Intent Guide” (for ANSI/EIA 748-A), November 2006 Edition. United States Department of Energy Order 413.3A, July 28, 2006
- American National Standards Institute/Electronic Industries Alliance (ANSI/EIA)-748, Earned Value Management System.
- PARS II CPP Upload Requirements 20091119
- PARS_II_ConOps_20090728
- PARS_II_Deployment_IPT_20091029c
- PARS_II_Project_Plan_20090424_-_Web
- Proposed_Data_Elements_for_PARS_II_200907027

1.7 Definitions

Table 4: Definitions

Definitions, Acronyms, and Abbreviations	
Item	Description
PARS II	Project Assessment Reporting System
DOE	Department of Energy
EM	Environmental Management Program
PMIS	Project Management Information System
VAR	Variance Analysis Report
MR	Management Reserve
BCWS	Budgeted Cost Work Scheduled
BCWP	Budgeted Cost Work Performed
ACWP	Actual Cost Work Performed
ETC	Estimate To Complete
BAC	Budget At Completion
EAC	Estimate At Completion
CV	Cost Variance
SV	Schedule Variance
CPR	Contract Performance Report
SPA	Earned Value Data Elements (BCWS, BCWP, ACWP)
ANSI-EIA	American National Standard Institute Electronic Industries Alliance
IEEE	Institute of Electrical and Electronics Engineers
EVM	Earned Value Management
WBS	Work Breakdown Structure
OBS	Organizational Breakdown Structure
DBF	Database File
EDI X12	Electronic Data Interface in X12 Format, Transaction Set 839
XER	Primavera P6 Export File
EU	Extraction Utility
COTS	Commercial Off-The-Shelf
Hard Error	System Error or Severe Data Issue unrecoverable during current data collection process.
Soft Error	Data Issue requiring user guidance to continue or abort process. Continuing the process may result in invalid data set.
Warning	Data Issue logged without process interruption or user guidance.
MPM	Microframe Program Manager

2 Specific Requirements

2.1 Functional Requirements

Table 5 describes the Functional Requirements for the Extraction Utility.

Table 5: Functional Requirements

Functional Requirements	
Requirement	Description
Retrieve the ANSI/EIA-748B Earned Value (EV) Data elements from COTS EVM tools	<ul style="list-style-type: none"> • Incremental Time phased BCWS, BCWP, ACWP, ETC. • Calculate Current Period, Cumulative, and At-Completion EV data from Incremental Time phased SPA and ETC.
Interface with contractor's cost and schedule tools to retrieve necessary data elements from export or backup files available from contractor's source systems.	Currently defined requirements: <ul style="list-style-type: none"> • Prism 5.X (DBF files) • Cobra 4.X/5.0 (DBF files) • Primavera Cost Manager 6 (XML files) • Custom BJC PCMC System (MDB file) • Microframe Program Manager (Btrieve files) • Primavera P6 (XER files) • Primavera P3 (DBF files) • Microsoft Project (MPP file) • Deltek Open Plan 3 (TXT file)
Provide Feedback To User Input Errors	<ul style="list-style-type: none"> • Database Connection Errors • Database Query Errors • Configuration Errors
Perform validation checks to ensure data integrity	Tool Must be able to perform validation checks for totality, accuracy, and consistency of data
Data Must Be Imported Into PMIS Tables	Extraction Utility target tables must be compatible with PMIS/PARS II
Configurable To Support Different Implementations	Extraction Utility should be able to support to extent possible current and future implementations of Prism, Cobra, and Primavera installations
Connect to Oracle external databases (Cobra 4.X and Primavera P6 only)	<ul style="list-style-type: none"> • Oracle Client Tools 9i or later Environments • OLEDB Provider for specific data source used

2.1.1 Extraction Data Validation

To ensure data integrity, the Extraction Utility will perform validation checks of the system configuration file, EV incremental and cumulative information, schedule activity, and relationship data. The validation feature will check for orphaned EV elements, incorrect and/or missing dates, missing or invalid WBS and OBS elements, and incorrect incremental and cumulative calculations. Table 6 illustrates the functions that will be performed during these validation checks.

Table 6: Extraction Utility Configuration Validation

Extraction Utility Configuration Validation					
Source System	Validation Check	Configuration Screen Field	Source System		Validation Type
			Table	Field	
PRISM 5.1	Header parameter exists in the data	Header Parameter	XFRM	Parameter, WHERE Outname = FRMCPR1	User given a choice to proceed without header information, or cancel and enter a valid parameter.
PRISM 5.1	Valid status date is used	Status Date	XPER	Finishdate	User cannot proceed with incorrect status date.
PRISM 5.1	Specified Cost/Quantity sources exist in the export files	BCWP, BCWS, ACWP, ETC, Hours Cost Element, Dollars Cost Element	CTPD	Ce	User cannot proceed with incorrect cost element definition.
COBRA 4.X/5.0	Valid status date is used	Status Date	FISCDETL	Fsc_date	User cannot proceed with incorrect status date.
COBRA 4.X/5.0	Selected project exists in specified data set	Project ID	PROGRAM	Program	User cannot proceed with extraction process if entered Project ID does not exist in selected data set.
COBRA 4.X/5.0	Selected Fiscal File exists in specified data set	Fiscal File	FISCAL	Fiscfile	User cannot proceed with extraction process if entered Fiscal File does not exist in selected data set.
COBRA 4.X/5.0	Selected WBS Break File exists in specified data set	WBS Breakfile	BREAKDOWN	Breakfile	User cannot proceed with extraction process if entered WBS Breakfile does not exist in selected data set.
COBRA 4.X/5.0	Selected OBS Break File exists in specified data set. Note: Blank OBS Break File should ignore OBS validation or extraction.	OBS Breakfile	BREAKDOWN	Breakfile	User cannot proceed with extraction process if entered OBS Breakfile does not exist in selected data set. If no OBS Break File is specified, OBS will be excluded from the extraction process and no error will be displayed to the user.
Cost Manager	Valid Burdens used	BCWS, BCWP, ACWP, and ETC Burdens	Basis XML		User cannot proceed with incorrect burden definition.

Extraction Utility Configuration Validation

Source System	Validation Check	Configuration Screen Field	Source System		Validation Type
			Table	Field	
Cost Manager	Valid WBS Level used	WBS Level	wInSight XML		User cannot proceed if wInSight XML WBS Structure is not populated down to at least the selected WBS Level.
MPM	Valid status date is used	Status Date			User cannot proceed with incorrect status date.

Table 7: Extraction Utility Validation Rules and Definition

Extraction Utility Validation Rules Definition

Validation Check	Validation Rule	Exception Type	Table	Field	Comment
PMIS Check for validity of data to be uploaded	Status Date consistency, data completeness (EV/Schedule).	Hard Error	ALL	ALL	Generic validation to confirm that data collected from source system meets minimum requirements for successful upload into Dekker PMIS/PARS II. Data is validated for completeness rather than for accuracy on a record-by-record basis.
EVM & Schedule Data exist in source system/files	Identified in Configuration Screen source file/system contains no usable data required to populate EU target tables	Hard Error	ALL	ALL	User cannot proceed with data extraction process if source data has no valid data for one or more target tables of the EU.
Status Date matches reporting period date	Identified in Configuration Screen Status Date can be found as one of the periods in time phased EVM data	Hard Error	EV_Timephased	Period	Data in EV time phased set has been pre-assigned to a specific reporting period for entire project duration in source systems. Entered Status Date in configuration screen must match reporting period in time phased data to ensure CPR data is correctly calculated.
All WBS Elements in CPR Format 1 data are valid	All WBS Elements are stored in a consistent format and can be clearly broken up into WBS Levels	Soft Error	EV_CPR_Format1	WBSNUM WBSPARENT	In the event WBS Element(s) does not meet minimum formatting criteria, user is presented with an option to accept WBS element AS-IS, or abort data extraction.

Extraction Utility Validation Rules Definition

Validation Check	Validation Rule	Exception Type	Table	Field	Comment
All OBS Elements in CPR Format 2 data are valid	All OBS Elements are stored in a consistent format and can be clearly broken up into OBS Levels	Warning	EV_CPR_Format2	OBSNUM OBSPARENT	Because OBS reporting is not required for some contractors, validation should only be done on NON-NULL values in OBS fields.
Orphaned Time phased WBS Elements	All WBS Elements within EVM time phased data should have a corresponding WBS element in CPR Format 1 data	Soft Error	EV_CPR_Format1 EV_Timephased	WBSNUM	This validation helps maintain WBS Structure integrity across entire data set.
Activities assigned to valid WBS Element	All Activities containing WBS assignment should be assigned to WBS elements that exist in CPR Format 1 WBS Structure	Soft Error	EV_CPR_Format1 Schedule_Activity	WBSNUM	Supports cost-schedule integration at WBS elements and data integrity between contractor cost processor system and scheduling system.
Orphaned Time phased OBS Elements	All OBS Elements within time phased data should have a corresponding OBS element in CPR Format 2 data	Warning	EV_CPR_Format1 EV_Timephased	OBSNUM	This validation helps maintain OBS Structure integrity across the entire data set.
Activities assigned to valid OBS Element	All Activities containing OBS assignment should be assigned to OBS elements that exist in CPR Format 2 OBS Structure	Warning	EV_CPR_Format1 Schedule_Activity	OBSNUM	Supports cost-schedule integration at OBS elements and data integrity between contractor cost processor system and scheduling system.
Related activities exist in current and baseline schedule	Both Predecessor and Successor activity name exists in Schedule_Activity Table	Soft Error	Schedule_Activity Schedule_Relationship	ActNam ActNamRel	Confirms accuracy of schedule data and highlights orphaned relationships.
All Header elements are present	All header elements that are mapped per COBRA and PRISM EV_CPR_Header mapping definition contain valid data elements	Soft Error	EV_CPR_Header	ALL	Fields, where mapping is not available from the source system, should not be included in the error message. Fields where calculation is used and one or more elements required for calculation are missing should be included in the error message along with elements that cannot be calculated.
Value of performed work does not exceed value of total budget	Cumulative BCWP should not be greater than BAC	Soft Error	EV_CPR_Format1	CBAC CCUMBCWP	This check ensures that all of the work completed for each reporting WBS element has been included in the budget for that WBS.
Actual does not exceed value of total estimate at completion	Cumulative ACWP should not be greater than EAC	Soft Error	EV_CPR_Format1	CEAC CCUMACWP	This check ensures that estimated cost at completion for each reporting WBS element has been correctly updated by the contractor to include all actual costs.
SPA Integrity maintained at each reporting WBS Element	Cumulative BCWS, BCWP, and ACWP should not be negative	Hard Error	EV_CPR_Format1	CCUMBCWS CCUMBCWP CCUMACWP	Negative cumulative data for any WBS element indicates severe issues with contractor's data. Data in this condition should not be allowed to enter the DOE EM PMIS.

Extraction Utility Validation Rules Definition

Validation Check	Validation Rule	Exception Type	Table	Field	Comment
Incremental ETC present for all unfinished WBS Elements	All WBS Elements where Cumulative BCWS is greater than Cumulative BCWP should have ETC value for one or more periods in the future for EVM time phased data	Soft Error	EV_Timephased	CINCETC QINCETC	This check ensures that each reporting WBS contractor manages changes in BCWS and maintains ETC for those reporting WBS elements.
Activity has all start and finish dates populated	All activities have a valid date for both Current and Baseline schedule Constraint, Early, and Late Start and Finish dates	Soft Error	Schedule_Activity	CUR_StrConDate CUR_FinConDate CUR_ESDate CUR_EFDate CUR_LSDate CUR_LFDate BAS_StrConDate BAS_FinConDate BAS_ESDate BAS_EFDate BAS_LSDate BAS_LFDate	Having all activity dates populated ensures appropriate schedule reporting. In the event one of the dates is missing, user will be presented with a soft error dialog identifying the activity in question and allow proceeding with the data load. NOTE: the activity will be skipped and not loaded as part of the schedule if the user chooses to proceed with the data extraction process.
Total Float value is consistent with Free Float value	All activities in both current and baseline schedules should have Total Float greater than or equal to Free Float	Soft Error	Schedule_Activity	CUR_FreeFlt CUR_TtlFlt BAS_FreeFlt BAS_TtlFlt	This check helps validate that appropriate scheduling techniques have been used by the contractor and Free Float is never greater than Total Float for any activity.
Percent complete for an activity is aligned with Actual Dates	All Activities with Percent Complete greater than 0 should have a Start Constraint Type of ACS All Activities with Percent Complete of 100 should have a Finish Constraint Type of ACF All Activities with Percent Complete less than 100 should NOT have Finish Constraint Type of ACF	Soft Error	Schedule_Activity	CUR_PctCmp CUR_StrCon CUR_FinCon	All activities where Percent Complete has been recorded must have appropriate Actual dates assigned.
Start and Finish dates are aligned	All activities in both current and baseline schedules should have Constraint, Early and Late Start dates before or on Constraint, Early and Late Finish dates	Soft Error	Schedule_Activity	CUR_StrConDate CUR_FinConDate CUR_ESDate CUR_EFDate CUR_LSDate CUR_LFDate BAS_StrConDate BAS_FinConDate BAS_ESDate BAS_EFDate BAS_LSDate BAS_LFDate	If an activity's start date is after the finish date, it indicates that the schedule has not been properly maintained or updated.

Extraction Utility Validation Rules Definition

Validation Check	Validation Rule	Exception Type	Table	Field	Comment
Early and Late dates are aligned	All activities in both current and baseline schedules should have Early Start date before or on Late Start date AND Early Finish date before or on Late Finish date	Soft Error	Schedule_Activity	CUR_ESDate CUR_EFDate CUR_LSDate CUR_LFDate BAS_ESDate BAS_EFDate BAS_LSDate BAS_LFDate	If an activity's early date is after the late date, it indicates that the schedule has not been properly maintained or updated.
All activity data exists for both current and baseline schedules	All activities have data for both current and baseline schedules populated in the tables	Soft Error	Schedule_Activity Schedule_Relationship	ALL	This check validates that baseline and LRE schedules are properly updated in the contractor's system. While there are instances where a new activity has not yet been baselined, the user should be alerted of such condition in order to take appropriate actions. All baselined activities must be scheduled.
All activities in the schedule are unique	Each Activity Name/ID should be unique for that activity only	Soft Error	Schedule_Activity	ActNam	This validates that Activity ID is not repeated within the same project.
Actual Start and Finish dates are consistent with period end date for which data is loaded	No Activity should have Start Constraint Type equal ACS and Start Constraint date AFTER Status Date No Activity should have Finish Constraint Type equal ACF and Finish Constraint date AFTER Status Date	Soft Error	Schedule_Activity	CUR_StrCon CUR_FinCon CUR_StrConDate CUR_FinConDate	This check validates that activities with actual dates present have not been force-started in the future and integrity of the schedule is maintained.
WBS/OBS Structure in Schedule data matches WBS/OBS Structure in EV data	WBS Element assigned to an activity exists in EV_CPR_Format1 table OBS Element assigned to an activity exists in EV_CPR_Format2 table	Soft Error	Schedule_Activity EV_CPR_Format1 EV_CPR_Format2	WBSNUM OBSNUM	This check ensures WBS/OBS Structure in time phased and schedule data are maintained at the same level within contractor systems. This check should be performed at the top level of the WBS in time phased data.
EVM and Schedule finish dates are aligned	ETC in EV time phased data should not exist in any period beyond the period of Latest Late Finish Date in the current schedule.	Soft Error	Schedule_Activity EV_Timephased	CUR_LFDate CETC	This check ensures time phased and schedule data are well-maintained within contractor systems. This check should be performed at the top level of the WBS in time phased data.
EVM and Header finish dates are aligned	Estimated Finish Date in CPR Header information should be in the same period as the last period with ETC recorded for the project	Soft Error	EV_CPR_Header EV_Timephased	EstCmpDate CETC	This check ensures time phased and CPR data are well-maintained within the contractor systems.

Extraction Utility Validation Rules Definition

Validation Check	Validation Rule	Exception Type	Table	Field	Comment
EVM and Header start dates are aligned	BCWS, BCWP, or ACWP in EV time phased data should not exist before Contract Start Date in CPR Header information	Soft Error	EV_CPR_Header EV_Timephased	ConStrDate CINCBCWS CINCBCWP CINCACWP	This check ensures time phased and CPR data are well-maintained within the contractor systems. This check should be performed at the top level of the WBS in time phased data.
All activities on critical path identified as critical	If Total Float <= 0, CUR_Crit should be TRUE	Soft Error	Schedule_Activity	CUR_Crit CUR_TtIFit	This check ensures that all critical activities are marked as critical in the schedule.

2.2 Data Interface Requirements

The Extraction Utility must interface with data export files from Deltek Cobra® 4.X/5.0, ARES Prism® 5.1 Management Suite, Oracle Primavera Cost Manager 6, Oracle Primavera P3 Project Planner, Primavera P6 Professional Project Management, Microsoft Project, and select Custom project management tools. Subsequently, the extracted data must be stored in PARS II-compatible format and able to be uploaded into the DOE EM PMIS. Table 8 shows the Tools/Applications and respective Data Requirements for those applications. Figure 1 and Table 9 delineate the data flow process, and the description for each process.

Table 8: Data Interface Requirements

Data Interface Requirements	
Tool/Application	Data Requirements
ARES Prism® 5.1	<ul style="list-style-type: none"> • WBS/OBS Structures and Project Level Information • EV Time Phased Incremental Cost and Quantity • Management Reserve Data • Variance Analysis Narrative
Deltek Cobra® 4.X/5.0	<ul style="list-style-type: none"> • WBS/OBS Structures and Project Level Information • EV Time Phased Incremental Cost and Quantity • Management Reserve Data • Variance Analysis Narrative
Oracle Primavera P3 Project Planner	<ul style="list-style-type: none"> • Current Schedule Activity Details • Current Activity Relationship Details • Baseline Schedule Activity Details • Baseline Activity Relationship Details
Oracle Primavera P6 Project Management	<ul style="list-style-type: none"> • Current Schedule Activity Details • Current Activity Relationship Details • Baseline Schedule Activity Details • Baseline Activity Relationship Details
Deltek Cobra® 5.0	<ul style="list-style-type: none"> • WBS/OBS Structures and Project Level Information • EV Time Phased Incremental Cost and Quantity • Management Reserve Data • Variance Analysis Narrative
Oracle Primavera Cost Manager	<ul style="list-style-type: none"> • WBS/OBS Structures and Project Level Information • EV Time Phased Incremental Cost and Quantity
Microsoft Project	<ul style="list-style-type: none"> • Current Schedule Activity Details • Current Activity Relationship Details • Baseline Schedule Activity Details • Baseline Activity Relationship Details
Deltek Open Plan	<ul style="list-style-type: none"> • Current Schedule Activity Details • Current Activity Relationship Details • Baseline Schedule Activity Details
Microframe Program Manager	<ul style="list-style-type: none"> • WBS/OBS Structures and Project Level Information • EV Time Phased Incremental Cost and Quantity • Management Reserve Data

Figure 1: Data Interface Flow Diagram

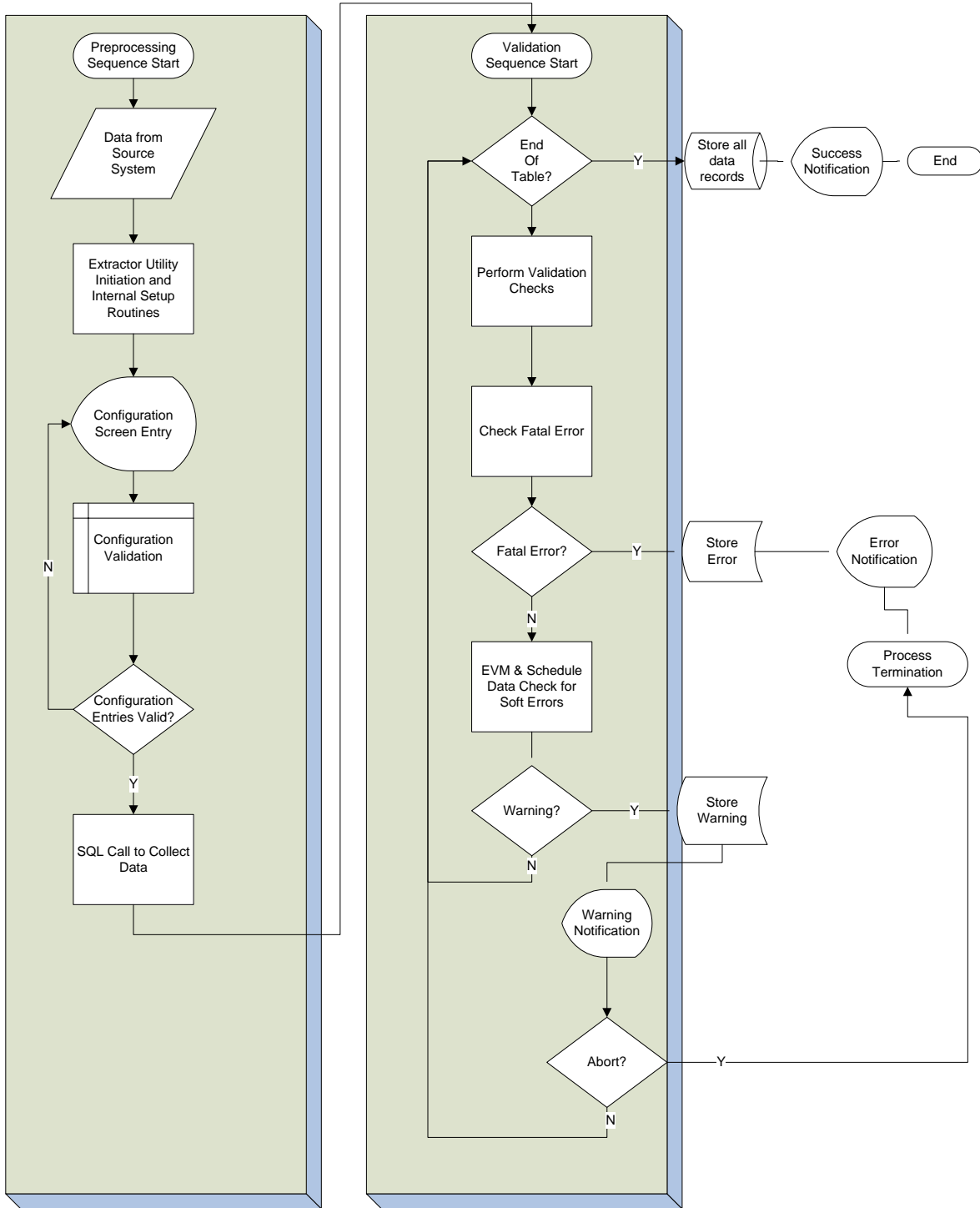


Table 9: Extraction Utility Process Flow

Extraction Utility Process Flow	
Title	Description
Start	
Data from Source System	Data is exported from the source system into files that can be read by the Extraction Utility. Source system files are export files defined for each system where an Extraction Utility has been developed. Source files are then stored on a local or network accessible drive.
Extraction Utility Initiation and Internal Setup Routines	The user initiates the Extraction Utility (EU) and selects the appropriate feature to perform data import into target EU tables.
Configuration Screen Entry	The user enters source database connection information and defines data mapping configurations.
Configuration Validation	The Extraction Utility validates the data from the configuration screen (i.e. source data connectivity, valid user inputs)
Configuration Entries Valid?	If configuration screen entries are invalid, the process loops back to allow the user to correct inputs.
SQL Call to Collect Data	The Extraction Utility builds a SQL statement to select and insert the source data into target EU tables.
Validation Sequence Start	Identifies the start of the validation sub-process.
End of Table?	The Extraction Utility checks to determine if the last record in the record set has been processed.
Store all Data Records	The collected data is stored in the Extraction Utility's Access database.
Success Notification	The user is notified that the extraction was successful.
End	The process ends.
Perform Validation checks	The Extraction Utility performs validation checks on each record. Reference Section 2.1, Functional Specification for descriptions of the validation checks.
Check Fatal Error	The Extraction Utility's Validation process checks to see if an error exists that cannot be handled by the Extraction Utility (i.e. database disconnection, no data records) or that a condition is present that is not allowed to exist in the PMIS.
Fatal Error?	If the error/condition described above exists (Yes), the user is notified by an on-screen display, the error message is stored or displayed to the user, and the program terminates.
Store Error	Error is logged.
Error Notification	The user is notified that a fatal error was encountered.
Process Termination	Process Terminates.
EVM & Schedule Data Check for Soft Errors	The Extraction Utility's Validation process checks to see if an error exists that can be handled by the Extraction Utility, but requires user intervention. Reference Section 2.1, Functional Specification for validation rules definitions.
Warning?	If no warnings exist, the validation process loops back to the next record.
Store Warning	Warning is logged

Extraction Utility Process Flow	
Title	Description
Warning Notification	The user is notified that a soft error was encountered.
Abort?	The user decides to continue or abort the process. (Future Enhancement)
Process Termination	Process Terminates.

2.3 Database Requirements

The Extraction Utility requires extraction tables to provide for intermediate storage of extracted data prior to loading that data into the target system, i.e. Dekker PMIS/PARS II or PARS II. Tables 9-29 delineate the detailed fields, information, and mapping of the extraction utility to the Prism, Cobra, and Primavera database tables.

2.3.1 Extraction Utility System Configuration Tables

The Extraction Utility consists of Three System tables used to collect, store, and provide output of configuration variables and error reporting definitions.

2.3.1.1 Sys_Config Table

The Sys_Config table is used to collect, store, and output system configuration variables passed through User Input Forms for Prism, Cobra, and Primavera data extraction processes. Table 9 illustrates the system configuration table's field names, descriptions, and attributes. Table 10 illustrates the table's values and configuration definition.

2.3.1.2 Sys_Error Table

The Sys_Error table is a lookup table used to store error values for reporting purposes. These values can be updated by the system administrator and used in Error Report output to ensure error messages are understood by non-technical users of the Extraction Utility.

2.3.1.3 Sys_Error_Log Table

The Sys_Error_Log table is used to collect, store, and provide output of all hard and soft errors encountered by the Extraction Utility during the data extraction process. The table is cleared automatically prior to routine actual extraction runs. Users will not be able to retrieve error logs from previous extractions.

Table 10: Extraction Utility System Configuration Table (Sys_Config)

Extraction Utility System Configuration Table (Sys_Config)				
Field	Field Description	Type	Length	Required
System	Identifies Form name and system for which record is applicable Prism = frm_Sys_Config_Prism, ARES PRISM Cobra = frm_Sys_Config_Cobra, DelTek COBRA 4.X CobraV5 = frm_Sys_Config_Cobra, DelTek COBRA 5.0 PCM = frm_Sys_Config_PCM, Primavera Cost Manager BJC = frm_Sys_Config_BJC & frmBJC_CPR_Header, PCMS P3 = frmP3, Oracle Primavera P3 P6 = frmP6 & frmP6_ProjectSelector, Oracle Primavera P6 MSP = frm_Sys_Config_MSP, Microsoft Project DeltekOP = frm_Sys_Config_DeltekOP, Deltek Open Plan	Text	50	NO
Category	Identifies section within a User Input Form DB = Database Definition Project = Project Header Information ProjectBreakFile = COBRA® WBS/OBS Break File Definition ProjectCostSet = COBRA® SPA CostSet Definition ProjectMisc = Miscellaneous Project Definition	Text	50	NO
Sequence	Sequential Order of user input field within input Category	Long Integer	15	NO
IDKey	User Input Form Field Code	Text	50	NO
Format	Data Type and/or Length	Text	50	NO
Value	User Input value used to populate EU tables and support logic built into EU VB Code	Text	255	NO

Table 11: Extraction Utility System Configuration Table (Sys_Error_Log)

Extraction Utility Error Log Table (Sys_Error_Log)				
Field	Field Description	Type	Length	Required
Extractor	Extraction Utility Process where error was generated (i.e. Cobra, Prism, etc.)	Text	255	NO
ErrorDate	Date error encountered	Date/Time	N/A	NO
Module	VBA Code Module where error encountered	Text	255	NO
ProjectName	ProjectName used during data extraction	Text	255	NO

Extraction Utility Error Log Table (Sys_Error_Log)

Field	Field Description	Type	Length	Required
FunctionName	VBA Function Name where error encountered	Text	255	NO
ErrorNumber	Error Reference Number as defined in Sys_Error table	Long Integer	15	NO
ErrorDescription	Description of error as defined in Sys_Error table	Text	255	NO
ErrorRptPrinted	Indicator if error report was sent to printer 0 = No 1 = Yes	Double	1	NO
ErrorType	Indicator if error is in the code or in the data 1-7: code error >= 8: data/user error	Long Integer	15	NO

Table 12: Extraction Utility System Configuration Table (Sys_Error)

Extraction Utility Error Definition Table (Sys_Error)

Field	Field Description	Type	Length	Required
ErrorNo	Error Number	Long Integer	15	NO
Error Description	Description of Error encountered as displayed on Error Report	Text	255	NO

Table 13: Extraction Utility System Configuration Value Definition

Extraction Utility System Configuration Value Definition

Table Values						Configuration Definition
System	Category	Sequence	IDKey	Format	SAMPLE Value	
Cobra	DB	1	Server	C	C:\Documents and Settings\Briones\Desktop\DOE\DOE Idaho INL\Dekker\DBF0901	File Location on User PC or Network for DBF option Oracle Server Name for Oracle option
Cobra	DB	3	Schema	C		For Oracle option ONLY: Oracle Schema or Database Name
Cobra	DB	4	UserID	C		For Oracle option ONLY: User Name to specified Oracle Server

Extraction Utility System Configuration Value Definition

Table Values						Configuration Definition
System	Category	Sequence	IDKey	Format	SAMPLE Value	
Cobra	DB	5	Password	C		For Oracle option ONLY: Password to specified Oracle Server
Cobra	DB	6	TargetDB	C	dbf	Database type used to extract data Dbf = Visual FoxPro Database Oracle = Oracle® Database
Cobra	DB	8	TargetDBList	C	Oracle	Data Source/Database Type available in "Database Type" dropdown
Cobra	DB	9	TargetDBList	C	dbf	Data Source/Database Type available in "Database Type" dropdown
Cobra	Project	1	ProjectID	C	IWTU0901	Project Name that is used throughout the Extraction Utility tables. Also used as Default value during period input into Dekker PMIS/PARS II
Cobra	Project	2	StatusDate	C	10/26/08	Status Date of period being extracted that matches Period Close-Out day of contractor's reporting period as well as one of the values of EV_Timephased.Period dates
Cobra	Project	3	FiscalFile	C8	IWTU0901	Identifies the name of Fiscal File used in Cobra PROGRAM table
Cobra	Project	4	QtySource	C	HOURS	Identifies field name(s) where Quantity SPA data is stored in Cobra TPHASE table
Cobra	Project	5	CostSource	C	BASE,ESCALATION,GANDA ,FRINGE,NGANDA,SGANDA	Identified field name(s) where Cost SPA data is stored in Cobra TPHASE table
Cobra	Project	8	FactorBy	C	None	Identifies if data being extracted is Factored
Cobra	Project	9	WBSOBSParentSource	C	2	Identifies where WBS Parent Information should be derived from 1 = Parent column of Cobra BDNDETL table 2 = Tag column of Cobra BDNDETL table
Cobra	Project	10	WBSOBSVarLevel	C	All	Identifies WBS/OBS Level at which VAR Narratives are collected
Cobra	ProjectBreakFile	1	WBSBREAKFILE	C8	LC06WBS	Identifies value of Breakfile field in Cobra BDNDETL table that signifies WBS record
Cobra	ProjectBreakFile	2	WBSCODE	C	CA1	Identifies field in Cobra CAWP table where WBS Code is stored
Cobra	ProjectBreakFile	3	OBSBREAKFILE	C8	LC06RBS	Identifies value of Breakfile field in Cobra BDNDETL table that signifies OBS record
Cobra	ProjectBreakFile	4	OBSCODE	C		Identifies field in Cobra CAWP table where OBS Code is stored
Cobra	ProjectBreakFile	5	WBSLEVEL	C	5	Identifies lowest level of WBS structure to which CPR Format 1 and time phased data should be collected
Cobra	ProjectBreakFile	6	OBSLEVEL	C	1	Identifies lowest level of OBS structure to which CPR Format 2 and time phased data should be collected
Cobra	ProjectCostSet	1	BCWP	C	EV	Identifies Class field value(s) that signify BCWP records in TPHASE table
Cobra	ProjectCostSet	2	BCWS	C	A1,A2,A4,AM,AN,AZ,CB,I4,OT,RP,TN,TZ,Z2,Z4	Identifies Class field value(s) that signify BCWS records in TPHASE table
Cobra	ProjectCostSet	3	ACWP	C	AC	Identifies Class field value(s) that signify ACWP records in TPHASE table
Cobra	ProjectCostSet	4	ETC	C	F1	Identifies Class field value(s) that signify ETC records in TPHASE table

Extraction Utility System Configuration Value Definition

Table Values						Configuration Definition
System	Category	Sequence	IDKey	Format	SAMPLE Value	
Cobra	ProjectCostSet	5	BCWSSet	C	1	
Cobra	ProjectMisc	1	CPRGenData	C	1	Identifies if CPR Format 1 and CPR Format 2 data should be generated from Time phased data 0 = Leave CPR tables of Extraction Utility empty 1 = Populate CPR tables of the Extraction Utility
Cobra	ProjectMisc	2	MRGenData	C	0	User selection to retrieve MR Log data from PRISM 0 = No 1 = Yes
Cobra	ProjectMisc	3	MRGenMRCODE	C	MR	Cost Element Code associated with MR transactions
Cobra	ProjectMisc	4	VarGenData	C	0	User selection to retrieve MR Log data from PRISM 0 = No 1 = Yes
Cobra	ProjectMisc	5	VarGenDataBreakdown	C	1	User selection to retrieve MR Log data from PRISM 1 = WBS 2 = OBS
Cobra	ProjectMisc	6	WBSExclude	C		Specifies WBS elements to be excluded from the extraction
Cobra	ProjectMisc	7	TopLevelID	C		Specifies Top Level WBS Element to be created within CPP Upload Template Table to summarize several projects under a single WBS Element.
Cobra	ProjectMisc	8	TopLevelDescription	C		Specifies description of Top Level WBS Element
P3	DB	1	Server	C	C:\Documents and Settings\Briones\Desktop\IW TU P3\	Not Used in most recent EU Version
P3	DB	6	TargetDB	C	dbf	PREDEFINED: database type of Primavera P3 schedule data
P3	Project	1	CurrentSchedule	C	C:\Documents and Settings\Briones\Desktop\IW TU P3\CURRENT.DBF	File Location on User PC or Network of DBF file containing Current Schedule Activity Information
P3	Project	2	CurrentRelationship	C	C:\Documents and Settings\Briones\Desktop\IW TU P3\CURREL.DBF	File Location on User PC or Network of DBF file containing Current Schedule Activity Relationship Information
P3	Project	3	BaselineSchedule	C	C:\Documents and Settings\Briones\Desktop\IW TU P3\BASE.DBF	File Location on User PC or Network of DBF file containing Baseline Schedule Activity Information
P3	Project	4	BaselineRelationship	C	C:\Documents and Settings\Briones\Desktop\IW TU P3\BASEREL.DBF	File Location on User PC or Network of DBF file containing Baseline Schedule Activity Relationship Information
P3	Project	5	Status Date	C	1/1/2010	Status Date of the current and baseline schedule data being extracted

Extraction Utility System Configuration Value Definition

Table Values						Configuration Definition
System	Category	Sequence	IDKey	Format	SAMPLE Value	
P3	ProjectMisc	1	WBSRollupToCPR	C	0	User selection to roll up WBS assignment of activities to lowest available WBS level in cost data 0 = No 1 = Yes
P3	ProjectMisc	2	WBSExclude	C		Specifies WBS elements to be excluded from the extraction
P3	ProjectMisc	3	CurrentOBSSource	C	<NONE>	Specifies the Activity Code or field within the current period source data where the OBS assignment for activities is stored.
P3	ProjectMisc	4	BaselineOBSSource	C	TITLE	Specifies the Activity Code or field within the baseline source data where the OBS assignment for activities is stored.
P6	DB	1	Server	C	ORCL	For Oracle option ONLY: Oracle Server Name for Oracle option
P6	DB	3	Schema	C	admuser	For Oracle option ONLY: Oracle Schema or Database Name
P6	DB	4	UserID	C	admuser	For Oracle option ONLY: User Name to specified Oracle Server
P6	DB	5	Password	C		For Oracle option ONLY: Password to specified Oracle Server
P6	Project	1	CurrentExtract	C	C:\Documents and Settings\Briones\Desktop\Test WTP XER\SmallSet.xer	For XER option ONLY: File Location on User PC or Network of XER file containing Current Schedule Information
P6	Project	2	BaselineExtract	C	C:\Documents and Settings\Briones\Desktop\Test WTP XER\SmallSet.xer	For XER option ONLY: File Location on User PC or Network of XER file containing Baseline Schedule Information
P6	Project	3	OBS	C	OBS Code	Primavera field name where the OBS Element ID is stored IF NULL, use standard as specified in Primavera P6 Schedule_Activity table
P6	Project	4	WBS	C		Primavera field name where the WBS Element ID is stored, if "Activity Code" option is selected for WBS Source.
P6	Project	6	LoadStage	C	-1	Option for loading staging tables -1 = TRUE 0 = FALSE
P6	Project	7	ImportData	C	-1	Option for importing data from staging into target tables -1 = TRUE 0 = FALSE
P6	Project	8	TopWBSOption	C	1	Option for handling Top Level WBS. 1 = Maintain WBS Structure as specified in source data 2 = Remove Top level WBS as identified in source data 3 = Replace Top level WBS with user-selected value
P6	Project	9	TopWBSReplaceValue	C		Identifies value with which Top level WBS should be replaced

Extraction Utility System Configuration Value Definition

Table Values						Configuration Definition
System	Category	Sequence	IDKey	Format	SAMPLE Value	
P6	Project	10	StatusDate	C	1/1/2010	Status Date of the current and baseline schedule data being extracted
P6	Project	11	WBSOBSDelimiter	C	.	
P6	Project	12	ChildParentFQN	C	-1	Option for maintaining or ignoring a child/parent relationship within an Activity Code selected to derive the WBS assignment for an activity 0 = Maintain -1 = Ignore
P6	Project	13	WBSSource	C	3	Option for determining how WBS structure will be stored within contractor's P6 1 = Activity Code 2 = First of Many Activity Codes 3 = Multiple Activity Code Concatenation
P6	Project	14	ValidateEachActivityCode	C	-1	Option to validate that a WBS element resulted from "First Multi Act Codes" and yielded a valid WBS element 0 = No -1 = Yes
P6	Project	15	IgnoreUnsetWBS	C	0	Option to remove activities where a WBS element could not be determined with the WBS Source option and the Activity Codes selected 0 = No -1 = Yes
P6	ProjectMisc	1	CustomWBSLookup	C	MGNTAREA, CAWP	Specifies the Activity Codes used to derive a WBS assignment if option 2 or 3 from the WBS Source is selected
P6	ProjectMisc	2	ClearWorkTable	C	Y	Option for removing temp data from Staging Tables Y = TRUE N = FALSE
P6	ProjectMisc	3	WBSRollupToCPR	C	1	User selection to roll up WBS assignment of activities to lowest available WBS level in cost data 0 = No 1 = Yes
P6	ProjectMisc	4	WBSExclude	C		Specifies WBS elements to be excluded from the extraction
P6	ProjectMisc	5	WBSDelimiter	C	.	Specifies that a delimiter be used when concatenating several Activity Codes to create a proper WBS assignment
P6	ProjectMisc	6	WBSOmitElements	C		THIS CONFIGURATION OPTION IS CURRENTLY NOT IN USE
Prism	DB	1	Server	C	C:\Users\lipedan\Desktop\Savannah River Data\Cost Data\Raw Data\DK Jul09\	File Location on User PC or Network of File Folder containing DBF files from Prism extract
Prism	DB	6	TargetDB	C	dbf	Database type used to extract data Dbf = Visual FoxPro Database
Prism	DB	7	TargetDBList	C	dbf	Data Source/Database Type available in "Database Type" dropdown

Extraction Utility System Configuration Value Definition

Table Values						Configuration Definition
System	Category	Sequence	IDKey	Format	SAMPLE Value	
Prism	Project	1	ProjectID	C	SWPF	Project Name that is used throughout the Extraction Utility tables. Also used as Default value during period input into Dekker PMIS/PARS II
Prism	Project	2	StatusDate	C	7/31/09	Status Date of period being extracted that matches Period Close-Out day of contractor's reporting period as well as one of the values of EV_Timephased.Period dates
Prism	Project	3	FilePrefix	C	DKJUL09	Common Prefix across ALL DBF files located in the file folder specified in IDKey = Server
Prism	Project	4	WBS	C	GroupM,GroupE,GroupD,GroupC,GroupB,GroupA	Reverse sequence of GROUP() fields from Prism CACC table that make up WBS Structure
Prism	Project	5	OBS	C	GroupN	Reverse sequence of GROUP() fields from Prism CACC table that make up OBS Structure
Prism	Project	6	WBSParentLevel	C	GroupM,GroupE,GroupD,GroupC,GroupB,GroupA	Reverse sequence of GROUP() fields from Prism CACC table that make up WBS Parent/Child Relationship
Prism	Project	7	OBSParentLevel	C	GroupN,GroupA	Reverse sequence of GROUP() fields from Prism CACC table that make up OBS Parent/Child Relationship
Prism	Project	8	FactorBy	C	None	Identifies if data being extracted is Factored
Prism	Project	10	WBSOBSVarLevel	C	All	Specifies the Level at which VAR Narratives are to be collected from the source system.
Prism	ProjectMisc	1	BCWP	C	ECP	Identifies field name of Prism CTPD table where BCWP data is located
Prism	ProjectMisc	2	BCWS	C	BCP	Identifies field name of Prism CTPD table where BCWS data is located
Prism	ProjectMisc	3	ACWPETC	C	ACP	Identifies field name of Prism CTPD table where ACWP/ETC data is located
Prism	ProjectMisc	4	WBSExclude	C	3*,4*,5*	List of WBS Elements to be excluded from data extraction.
Prism	ProjectMisc	5	WBSMR	C		Not Used in most recent EU Version
Prism	ProjectMisc	6	WBSContingency	C		Not Used in most recent EU Version
Prism	ProjectMisc	7	WBSFee	C		Not Used in most recent EU Version
Prism	ProjectMisc	8	CPRGenData	C	1	Identifies if CPR Format 1 and CPR Format 2 data should be generated from Time phased data 0 = Leave CPR tables of Extraction Utility empty 1 = Populate CPR tables of the Extraction Utility
Prism	ProjectMisc	9	CPRHeaderParameter	C	PARSONS	Value of PARAMETER field from Prism XFRM table that identifies the record to be selected to populate EV_CPR_Header table of Extraction Utility
Prism	ProjectMisc	10	MRGenData	C	0	User selection to retrieve MR Log data from PRISM 0 = No 1 = Yes
Prism	ProjectMisc	11	VarGenData	C	0	User selection to retrieve MR Log data from PRISM 0 = No 1 = Yes

Extraction Utility System Configuration Value Definition

Table Values						Configuration Definition
System	Category	Sequence	IDKey	Format	SAMPLE Value	
Prism	ProjectMisc	12	VarGenDataBreakdown	C	1	User selection to retrieve MR Log data from PRISM 1 = WBS 2 = OBS
Prism	ProjectMisc	13	GMWBS	C	C	Value of XGRP.GM field associated with WBS Description in PRISM table
Prism	ProjectMisc	14	GMOBS	C		Value of XGRP.GM field associated with OBS Description in PRISM table
Prism	ProjectMisc	15	CECode	C	MR	Cost Element Code used to identify transaction affecting MR balance in Prism MR Log table
Prism	ProjectMisc	16	ApprovalCode	C	APPROVED	Approval Code used to identify approved MR transaction status in Prism MR Log table
Prism	ProjectMisc	17	CostElementHours	C	#	Specifies the Cost Elements to be used to derive QUANTITY information from the source system, if the "Not Standard" option is selected
Prism	ProjectMisc	18	CostElementDollars	C	S,L	Specifies the Cost Elements to be used to derive COST information from the source system, if the "Not Standard" option is selected
Prism	ProjectMisc	19	UseStandardCostElement	C	0	Option to use standard Cost Elements for COST and QUANTITY data extraction 0 = No 1 = Yes
CobraV5	DB	1	Server	C	C:\Documents and Settings\Briones\Desktop\DOE\DOE Idaho INL\Dekker\DBF0901	File Location on a User's PC or Network for DBF option Oracle Server Name for Oracle option
CobraV5	DB	3	Schema	C		For Oracle option ONLY: Oracle Schema or Database Name
CobraV5	DB	4	UserID	C		For Oracle option ONLY: User Name to specified Oracle Server
CobraV5	DB	5	Password	C		For Oracle option ONLY: Password to specified Oracle Server
CobraV5	DB	6	TargetDB	C	dbf	Database type used to extract data Dbf = Visual FoxPro Database Oracle = Oracle® Database
CobraV5	DB	8	TargetDBList	C	Oracle	Data Source/Database Type available in "Database Type" dropdown
CobraV5	DB	9	TargetDBList	C	dbf	Data Source/Database Type available in the "Database Type" dropdown
CobraV5	Project	1	ProjectID	C	IWTU0901	Project Name that is used throughout the Extraction Utility tables, also used as the Default value during period input into the Dekker PMIS/PARS II

Extraction Utility System Configuration Value Definition

Table Values						Configuration Definition
System	Category	Sequence	IDKey	Format	SAMPLE Value	
CobraV5	Project	2	StatusDate	C	10/26/08	Status Date of the period being extracted that matches the Period Close-Out day of the contractor's reporting period as well as one of the values of EV_Timephased.Period dates
CobraV5	Project	3	FiscalFile	C8	IWTU0901	Identifies the name of the Fiscal File used in the Cobra PROGRAM table
CobraV5	Project	4	QtySource	C	HOURS	Identifies the field name(s) where Quantity SPA data is stored in Cobra TPHASE table
CobraV5	Project	5	CostSource	C	BASE,ESCALATION,GANDA,FRINGE,NGANDA,SGANDA	Identifies the field name(s) where Cost SPA data is stored in Cobra TPHASE table
CobraV5	Project	8	FactorBy	C	None	Determines that data being extracted are Factored
CobraV5	Project	9	WBSOBSParentSource	C	2	Identifies where the WBS Parent Information should be derived from 1 = Parent column of Cobra BDNDETL table 2 = Tag column of Cobra BDNDETL table
CobraV5	Project	10	WBSOBSVarLevel	C	All	Identifies the WBS/OBS Level at which VAR Narratives are collected
CobraV5	ProjectBreakFile	1	WBSBREAKFILE	C8	LC06WBS	Identifies the value of the Breakfile field in the Cobra BDNDETL table that signifies a WBS record
CobraV5	ProjectBreakFile	2	WBSCODE	C	CA1	Identifies the field in the Cobra CAWP table where a WBS Code is stored
CobraV5	ProjectBreakFile	3	OBSBREAKFILE	C8	LC06RBS	Identifies the value of the Breakfile field in the Cobra BDNDETL table that signifies a OBS record
CobraV5	ProjectBreakFile	4	OBSCODE	C		Identifies the field in the Cobra CAWP table where a OBS Code is stored
CobraV5	ProjectBreakFile	5	WBSLEVEL	C	5	Identifies the lowest level of the WBS structure to which CPR Format 1 and time phased data should be collected
CobraV5	ProjectBreakFile	6	OBSLEVEL	C	1	Identifies the lowest level of the OBS structure to which CPR Format 2 and time phased data should be collected
CobraV5	ProjectCostSet	1	BCWP	C	EV	Identifies the Class field value(s) that signify the BCWP records in the TPHASE table
CobraV5	ProjectCostSet	2	BCWS	C	A1,A2,A4,AM,AN,AZ,CB,I4,OT,RP,TN,TZ,Z2,Z4	Identifies the Class field value(s) that signify the BCWS records in the TPHASE table
CobraV5	ProjectCostSet	3	ACWP	C	AC	Identifies the Class field value(s) that signify the ACWP records in the TPHASE table
CobraV5	ProjectCostSet	4	ETC	C	F1	Identifies the Class field value(s) that signify the ETC records in the TPHASE table
CobraV5	ProjectCostSet	5	BCWSSet	C	1	
CobraV5	ProjectMisc	1	CPRGenData	C	1	Determines if CPR Format 1 and CPR Format 2 data should be generated from Time phased data 0 = Leave CPR tables of Extraction Utility empty 1 = Populate CPR tables of the Extraction Utility

Extraction Utility System Configuration Value Definition

Table Values						Configuration Definition
System	Category	Sequence	IDKey	Format	SAMPLE Value	
CobraV5	ProjectMisc	2	MRGenData	C	0	User selection to retrieve MR Log data from PRISM 0 = No 1 = Yes
CobraV5	ProjectMisc	3	MRGenMRCODE	C	MR	Cost Element Code associated with MR transactions
CobraV5	ProjectMisc	4	VarGenData	C	0	User selection to retrieve MR Log data from PRISM 0 = No 1 = Yes
CobraV5	ProjectMisc	5	VarGenDataBreakdown	C	1	User selection to retrieve MR Log data from PRISM 1 = WBS 2 = OBS
CobraV5	ProjectMisc	6	WBSExclude	C		Specifies the WBS elements to be excluded from the extraction
CobraV5	ProjectMisc	7	TopLevelID	C		Specifies the Top Level WBS Element to be created within the CPP Upload Template Table to summarize several projects under a single WBS Element.
CobraV5	ProjectMisc	8	TopLevelDescription	C		Specifies description of the Top Level WBS Element
BJC	DB	1	Server	C	C:\Users\lipedan\Desktop\Site s\ORNL-BJC\PARS_II_May_R1.mdb	File Location on a User's PC or Network
BJC	DB	2	TargetDB	C	MSAccess	Database type used to extract data MSAccess = Microsoft Access
BJC	Project	1	ProjectID	C	MyProject	The Project Name that is used throughout the Extraction Utility tables; also used as the Default value during period input into Dekker PMIS/PARS II
BJC	Project	2	StatusDate	C	5/23/10	The Status Date of the period being extracted that matches the Period Close-Out day of a contractor's reporting period as well as one of the values of EV_Timephased.Period dates
BJC	ProjectMisc	1	WBSParLvITemplate	C	AABBCCDDEEFF	Specifies the template to be used to derive the WBS parent/child relationship from the WBS string stored in the source system
BJC	ProjectMisc	2	OBSTopLevelID	C	BJC	Specifies the Top Level OBS Element used to summarize data by OBS
BJC	ProjectMisc	3	OBSTopLevelDescription	C	BJC Contractor	Specifies the description of the Top Level OBS Element
BJC	ProjectMisc	4	MRGenData	C	1	Option to collect MR data from the source system 0 = No 1 = Yes
BJC	ProjectMisc	5	MRWBSElement	C	01030101	Specifies the WBS Element used as a MR Account within the source system
BJC	ProjectMisc	6	VarGenData	C	1	Option to collect VAR data from the source system 0 = No 1 = Yes

Extraction Utility System Configuration Value Definition

Table Values						Configuration Definition
System	Category	Sequence	IDKey	Format	SAMPLE Value	
BJC	ProjectMisc	7	CPRGenData	C	1	Determines if CPR Format 1 and CPR Format 2 data should be generated from Time phased data 0 = Leave CPR tables of the Extraction Utility empty 1 = Populate CPR tables of the Extraction Utility
BJC	ProjectMisc	8	ProjectWBS	C	01010601	Specifies the WBS Element to be used to extract a single project's data from a list of multiple projects that exist in the source system
PCM	DB	1	DatabaseType	C	XML	Specifies the format of the file export. Currently, only an XML data export is supported
PCM	DB	3	WinSightXMLPath	C	C:\Users\mson\Desktop\extractor\24532\data\2010-04.xml	Location on a User's PC or Network of the WinSight XML file used to build WBS and OBS structures and collect project-level information
PCM	DB	4	BaselineXMLPath	C	C:\Users\mson\Desktop\extractor\24532\data\Baseline Basis.xml	Location on a User's PC or Network of the Baseline Basis XML file used to collect time phased BCWS and BCWP data
PCM	DB	5	ActualsXMLPath	C	C:\Users\mson\Desktop\extractor\24532\data\Forecast Basis.xml	Location on a User's PC or Network of the Actual Basis XML file used to collect time phased ACWP data
PCM	DB	6	ForecastXMLPath	C	C:\DOE\PCM\Forecast Jun10 PARS export.xml	Location on a User's PC or Network of the Forecast Basis XML file used to collect time phased ETC data
PCM	Project	1	ProjectID	C	IBL	The Project Name that is used throughout the Extraction Utility tables; also used as the Default value during period input into Dekker PMIS/PARS II
PCM	Project	2	StatusDate	C	4/30/2010	Status Date of the period being extracted that matches the Period Close-Out day of a contractor's reporting period as well as one of the values of EV_Timephased.Period dates
PCM	Project	3	ETCSource	C	2	Option for deriving EAC and ETC data for time phased and CPR tables 1 = Forecast Basis (contains time phased ETC) 2 = Formula (no time phased ETC and EAC/ETC for CPR are calculated via formula selected)
PCM	Project	4	EACFormula	C	ACWP + (BAC - BCWP)	Specifies formula used to derive EAC if no time phased ETC is present
PCM	Project	5	StatusPeriodYear	C	2010	Specifies year of the status period
PCM	Project	6	StatusPeriodMonth	C	4	Specifies month of the status period
PCM	Project	7	CalendarType	C	Calendar	Option for selecting the calendar type Fiscal = Year starts Oct 1 Calendar = Year starts Jan 1
PCM	Project	8	CPRPeriodEndDate	C	04/30/2010	Date used to create CPR reports from the source system
PCM	Project	12	ConStreet	C	City, State, Zip	XML tags used to store the contractor's address within WinSight XML
PCM	ProjectMisc	1	BCWSBurdens	C	M3,E	Specifies the Burden Codes to be used within the source system to determine fully burdened dollars for reporting purposes

Extraction Utility System Configuration Value Definition

Table Values						Configuration Definition
System	Category	Sequence	IDKey	Format	SAMPLE Value	
PCM	ProjectMisc	2	BCWPBurdens	C	M3,E	Specifies the Burden Codes to be used within the source system to determine fully burdened dollars for reporting purposes
PCM	ProjectMisc	3	ACWPBurdens	C	M3,E	Specifies the Burden Codes to be used within the source system to determine fully burdened dollars for reporting purposes
PCM	ProjectMisc	4	ETCBurdens	C	M3,E	Specifies the Burden Codes to be used within the source system to determine fully burdened dollars for reporting purposes
PCM	ProjectMisc	5	TopWBSOption	C	1	Option for handling Top Level WBS 1 = Maintain WBS Structure as specified in the source data 2 = Remove Top level WBS as identified in the source data 3 = Replace Top level WBS with a user-selected value
PCM	ProjectMisc	6	TopWBSNumber	C		Identifies the value with which Top level WBS should be replaced
PCM	ProjectMisc	7	WBSLevel	C	4	Specifies the WBS Level where Control Accounts are setup. If Control Accounts are identified in the source system, the user has the option of selecting "Control Account"
PCM	ProjectMisc	8	FactoredBy	C	None	Determines that data being extracted are Factored
PCM	ProjectMisc	9	CPRGenData	C	1	Determines if CPR Format 1 and CPR Format 2 data should be generated from Time phased data 0 = Leave CPR tables of the Extraction Utility empty 1 = Populate CPR tables of the Extraction Utility
PCM	ProjectMisc	10	WBSExclude	C	1.02*	Specifies the WBS elements to be excluded from the extraction
PCM	ProjectMisc	11	OBSExclude	C	1	Option to exclude the OBS structure from data extraction 0 = No 1 = Yes
MSP	DB	1	Server	C	C:\DOEMSP\DYB 2010-04 Status.mpp	Latest Revised MS Project file locations on the User's PC or Network
MSP	DB	2	BaselinePath	C		Optional: Baseline MS Project file locations on the User's PC or Network
MSP	Project	1	ProjectID	C	MSP	The Project Name used throughout the Extraction Utility tables, also used as the Default value during period input into Dekker PMIS/PARS II
MSP	Project	2	StatusDate	C	11/2/2000	Status Date of the period being extracted that matches the Period Close-Out day of the contractor's reporting period as well as one of the values of EV_Timephased.Period dates
MSP	ProjectMisc	1	MapActNam	C	UniqueID	Field Used to store Activity ID
MSP	ProjectMisc	2	MapActDesc	C	Name	Field used to store Activity Description
MSP	ProjectMisc	3	MapWBS	C	WBS	Field used to store WBS assignment
MSP	ProjectMisc	4	MapOBS	C	Text1	Field used to store OBS assignment
MSP	ProjectMisc	5	MapPCTCmp	C	PercentComplete	Field used to store Percent Complete for an activity
MSP	ProjectMisc	6	RollupWBS	C	0	
MSP	ProjectMisc	7	WBSExclude	C		Specifies WBS elements to be excluded from the extraction
MPM	DB	1	Server	C	TCSVR6	

Extraction Utility System Configuration Value Definition

Table Values						Configuration Definition
System	Category	Sequence	IDKey	Format	SAMPLE Value	
MPM	DB	3	DataSource	C	RS210AU	
MPM	DB	6	TargetDB	C	Btrieve	
MPM	Option	1	WBSLevel	C	7	
MPM	Option	8	IgnoreOBS	C	1	
MPM	Option	9	DataFactor1	C	None	
MPM	Option	10	IgnoreBCWS	C	0	
MPM	Option	11	IgnoreBCWP	C	0	
MPM	Option	12	IgnoreACWP	C	0	
MPM	Option	13	IgnoreETC	C	0	
MPM	Option	14	CostElementHour	C	1	
MPM	Option	15	CostElementPrime	C	1	
MPM	Option	16	CostElementGA	C	1	
MPM	Option	17	CostElementOverhead	C	1	
MPM	Option	18	CostElementFee	C	1	
MPM	Option	19	CostElementCostOfMoney	C	1	
MPM	Project	1	ProjectId	C	ABC	
MPM	Project	2	StatusDate	C	8/27/2010	
MPM	Project	3	StatusPeriodYear	C	2010	
MPM	Project	4	StatusPeriodMonth	C	10	
MPM	Project	5	CPRHeader	C	1	
MPM	Project	6	CalendarType	C	Fiscal	
MPM	Project	7	CPRGenData	C	1	
MPM	Project	8	EACFormula	C	ACWP + ((BAC - BCWP) / CPi)	
DeltekOP	DB	1	ScheduleFilename	C	C:\Jan10_MOD.txt	
DeltekOP	DB	2	RelationshipFilename	C	C:\Jan10_RELS_MOD.txt	
DeltekOP	Project	1	ProjectName	C	ABC	
DeltekOP	Project	2	StatusDate	C	9/28/2010	
DeltekOP	ProjectMapping	1	WBS	C	C25	
DeltekOP	ProjectMapping	2	OBS	C	C27	
DeltekOP	ProjectMapping	3	BaselineNumber	C	B01	
DeltekOP	ProjectMisc	1	ExcludedWBS	C	2*	
DeltekOP	ProjectMisc	2	RollupWBSMatchCPR	C	-1	

2.3.2 ARES Prism® 5.1 Interface Database Requirements

2.3.2.1 Contract Performance Report Format 1 (EV_CPR_Format1 table)

The EV_CPR_Format1 table serves as the cornerstone of the WBS Structure, where WBS Elements and Parent/Child relationships are defined. In addition, it is used to store Current Period, Cumulative To-Date, and At-Complete cost and quantity data for each WBS Element at the lowest level of their corresponding WBS leg. All COTS EVM systems store EVM elements across periods of performance. The CPR tables created by PRISM® are ancillary to the time series data. All Current Period, Cumulative To-Date, and At-Complete data are derivative of Extracted time-phased data from PRISM® tables. All tables that reference WBS Elements should have a corresponding WBS Element in the EV_CPR_Format1 table of Extraction Utility.

All WBS Elements excluded by the “Exclude WBS” functionality will not be listed within the WBS Tree, as defined in the table. All children of excluded WBS Elements that were not part of the exclusion request will be flagged on the Errors and Warnings Report.

See Table 14 for detailed fields, information, and mapping.

2.3.2.2 Contract Performance Report Format 2 (EV_CPR_Format2 table)

The EV_CPR_Format2 table serves as the cornerstone of the OBS Structure, where OBS Elements and Parent/Child relationships are defined. In addition, it is used to store Current Period, Cumulative To-Date, and At-Complete cost and quantity data for each OBS Element at the lowest level of their corresponding OBS leg. All COTS EVM systems store EVM elements across periods of performance. The CPR tables created by PRISM® are ancillary to the time series data. All Current Period, Cumulative To-Date, and At-Complete data are derivative of Extracted time-phased data from PRISM® tables. All tables that reference OBS Elements should have a corresponding OBS Element in the EV_CPR_Format2 table of Extraction Utility.

All OBS Elements that map to a WBS Element excluded by the “Exclude WBS” functionality will not be listed within the OBS Tree, as defined in the table. All children of excluded WBS Elements that were not part of the exclusion request will be flagged on the Errors and Warnings Report. In the event OBS reporting is not required or OBS is not maintained within PRISM® tables, the extraction process will not populate the EV_CPR_Format2 table.

See Table 15 for detailed fields, information, and mapping.

2.3.2.3 Cost Performance Header Information (EV_CPR_Header table)

The EV_CPR_Header table is used to store contract and project level information such as contract number and type, current period management reserve balance, current period undistributed budget balance, best-worst-most likely estimates at complete, contractor information and POC, etc.

See Table 16 for detailed fields, information, and mapping.

2.3.2.4 Management Reserve Log (EV_MR_Log table)

The EV_MR_Log table is used to store details of all debits and credits to Management Reserve, including details of the transaction and WBS/OBS elements affected by the transaction. Only APPROVED transactions that created a debit and/or credit to the management reserve balance will be populated into the table, with Approval Date as Log Date. All other transactions will be ignored.

The BALANCE after each transaction is calculated by subtracting debits or adding credits to the Management Reserve balance from previously loaded transactions. The original MR Balance will be derived by adjusting the current period MR balance with all debits and credits from all previous periods to the beginning of the project.

See Table 17 for detailed fields, information, and mapping.

2.3.2.5 Earned Value Time-phased Data (EV_Timephased table)

The EV_Timephased table is used to store Incremental Earned Value data (BCWS, BCWP, ACWP, and ETC), both cost and quantity, for each WBS and OBS Elements for all periods from planned start date (first period where BCWS exists) to expected finish date (last period where ETC exists).

See Table 18 for detailed fields, information, and mapping.

2.3.2.6 Variance Analysis by OBS (EV_Var_Analysis_OBS table)

The EV_Var_Analysis_OBS table is used to collect narratives on Cause of Variance, Corrective Actions, Project Impact, and Explanation. These narratives are collected at each reporting OBS Element, or from all levels where narratives exist, as defined by the user. Variance Data is calculated in Dekker PMIS/PARS II using Earned Value data stored in the EV_CPR_Format2 table of the Extraction Utility. The table will be populated only if the user chooses to extract Variance Analysis Narratives by OBS.

See Table 19 for detailed fields, information, and mapping.

2.3.2.7 Variance Analysis by WBS (EV_Var_Analysis_WBS table)

The EV_Var_Analysis_WBS table is used to collect narratives on Cause of Variance, Corrective Actions, Project Impact, and Explanation. These narratives are collected at each reporting WBS Element, or from all levels where narratives exist, as defined by the user. Variance Data is calculated in Dekker PMIS/PARS II using Earned Value data stored in the EV_CPR_Format1 table of the Extraction Utility. The table will be populated only if the user chooses to extract Variance Analysis Narratives by WBS.

See Table 20 for detailed fields, information, and mapping.

2.3.2.8 Responsibility Assignment Matrix (EV_RAM), Risk Log (Risk_Log)

Responsibility Assignment Matrix and Risk Log data are currently not required and are not being populated by the Extraction Utility for upload into Dekker PMIS/PARS II.

Table 14: PRISM 5.1 Data Mapping Table (EV_CPR_Format1)

PRISM 5.1 Data Mapping Table (EV_CPR_Format1)								
Extraction Utility					Source	Table	Field	Comments
Field	Field Description	Type	Length	Required				
ProjectName	Project Identification Code	Text	50	YES	Extraction Utility	Sys_Config	Value	WHERE System = Prism AND Category = Project AND IDKey = ProjectID
StatusDate	End Date of Current Reporting Period	Date/Time	N/A	YES	Extraction Utility	Sys_Config	Value	WHERE System = Prism AND Category = Project AND IDKey = StatusDate
WBSNUM	WBS Element or ID	Text	35	YES		CACC	Group()	Builds structure from Group() fields as specified in sequence in Extraction Utility.Sys_Config.Value WHERE System = Prism AND Category = Project AND IDKey = WBSParentLevel
WBSDesc	WBS Description	Text	254	NO		XGRP	Descript	WHERE Group_ = WBSNUM AND Gm = Extraction Utility.Sys_Config.Value WHERE System = Prism AND Category = ProjectMisc AND IDKey = GMWBS
WBSParent	Parent WBS Element - Leave Blank for top level WBS (there should be only one top level WBS)	Text	35	NO		CACC	Group()	Takes NEXT Group() field from specified sequence in Extraction Utility.Sys_Config.Value WHERE System = Prism AND Category = Project AND IDKey = WBSParentLevel
WBSLevel	Level in WBS Structure	Long Integer	15	YES	Calculated			Distance from top level element
CINBCWWS	Cost Incremental Planned Value/BCWS (current period)	Decimal	15	YES	Extraction Utility	EV_Timephased	CINBCWWS	WHERE EV_Timephased.Period = Sys_Config.StatusDate SET TO 0, if Period <> StatusDate
CINBCWCP	Cost Incremental Earned Value/BCWP (current period)	Decimal	15	YES	Extraction Utility	EV_Timephased	CINBCWCP	WHERE EV_Timephased.Period = Sys_Config.StatusDate SET TO 0, if Period <> StatusDate

PRISM 5.1 Data Mapping Table (EV_ CPR_Format1)

Extraction Utility					Source	Table	Field	Comments
Field	Field Description	Type	Length	Required				
CINCACWP	Cost Incremental Actual Value/ACWP (current period)	Decimal	15	YES	Extraction Utility	EV_Timephased	CINCACWP	WHERE EV_Timephased.Period = Sys_Config.StatusDate SET TO 0, if Period <> StatusDate
CCUMBCWS	Cost Cumulative Planned Value/BCWS (to date)	Decimal	15	YES	Extraction Utility	EV_Timephased	SUM(CINCBCWS)	WHERE EV_Timephased.Period <= Sys_Config.StatusDate
CCUMBCWP	Cost Cumulative Earned Value/BCWP (to date)	Decimal	15	YES	Extraction Utility	EV_Timephased	SUM(CINCBCWP)	WHERE EV_Timephased.Period <= Sys_Config.StatusDate
CCUMACWP	Cost Cumulative Actual Value/ACWP (to date)	Decimal	15	YES	Extraction Utility	EV_Timephased	SUM(CINCACWP)	WHERE EV_Timephased.Period <= Sys_Config.StatusDate
CBAC	Cost Budget At Complete	Decimal	15	YES	Extraction Utility	EV_Timephased	SUM(CINCBCWS)	
CEAC	Cost Estimate At Complete	Decimal	15	YES	Extraction Utility	EV_Timephased	SUM(CINCACWP) + SUM(CINCETC)	
CETC	Cost Estimate To Complete	Decimal	15	YES	Extraction Utility	EV_Timephased	SUM(CINCETC)	WHERE EV_Timephased.Period > Sys_Config.StatusDate
CRPGVAR	Cost Reprogramming Adjustment To Variance	Decimal	15	NO				Currently Not Supported
CRPGBCWS	Cost Reprogramming Adjustment To Budget	Decimal	15	NO				Currently Not Supported
QINCBCWS	Quantity Incremental Planned Value/BCWS (current period)	Decimal	15	NO	Extraction Utility	EV_Timephased	QINCBCWS	WHERE EV_Timephased.Period = Sys_Config.StatusDate SET TO 0, if Period <> StatusDate
QINCBCWP	Quantity Incremental Earned Value/BCWP (current period)	Decimal	15	NO	Extraction Utility	EV_Timephased	QINCBCWP	WHERE EV_Timephased.Period = Sys_Config.StatusDate SET TO 0, if Period <> StatusDate
QINCACWP	Quantity Incremental Actual Value/ACWP (current period)	Decimal	15	NO	Extraction Utility	EV_Timephased	QINCACWP	WHERE EV_Timephased.Period = Sys_Config.StatusDate SET TO 0, if Period <> StatusDate
QCUMBCWS	Quantity Cumulative Planned Value/BCWS (to date)	Decimal	15	NO	Extraction Utility	EV_Timephased	SUM(QINCBCWS)	WHERE EV_Timephased.Period <= Sys_Config.StatusDate
QCUMBCWP	Quantity Cumulative Earned Value/BCWP (to date)	Decimal	15	NO	Extraction Utility	EV_Timephased	SUM(QINCBCWP)	WHERE EV_Timephased.Period <= Sys_Config.StatusDate
QCUMACWP	Quantity Cumulative Actual Value/ACWP (to date)	Decimal	15	NO	Extraction Utility	EV_Timephased	SUM(QINCACWP)	WHERE EV_Timephased.Period <= Sys_Config.StatusDate
QBAC	Quantity Budget At Complete	Decimal	15	NO	Extraction Utility	EV_Timephased	SUM(QINCBCWS)	

PRISM 5.1 Data Mapping Table (EV_ CPR_Format1)

Extraction Utility					Source	Table	Field	Comments
Field	Field Description	Type	Length	Required				
QEAC	Quantity Estimate At Complete	Decimal	15	NO	Extraction Utility	EV_Timephased	SUM(QINCACWP) + SUM(QINCETC)	
QETC	Quantity Estimate To Complete	Decimal	15	NO	Extraction Utility	EV_Timephased	SUM(QINCETC)	WHERE EV_Timephased.Period > Sys_Config.StatusDate
QRPVVAR	Quantity Reprogramming Adjustment To Variance	Decimal	15	NO				Currently Not Supported
QRPVBCWS	Quantity Reprogramming Adjustment To Budget	Decimal	15	NO				Currently Not Supported

Table 15: PRISM 5.1 Data Mapping Table (EV_ CPR_Format2)

PRISM 5.1 Data Mapping Table (EV_ CPR_Format2)

Extraction Utility					Source	Table	Field	Comments
Field	Field Description	Type	Length	Required				
ProjectName	Project Identification Code	Text	50	YES	Extraction Utility	Sys_Config	Value	WHERE System = Prism AND Category = Project AND IDKey = ProjectID
StatusDate	End Date of Current Reporting Period	Date/Time	N/A	YES	Extraction Utility	Sys_Config	Value	WHERE System = Prism AND Category = Project AND IDKey = StatusDate
OBSNUM	OBS Element or ID	Text	50	YES		CACC	Group()	Builds structure from Group() fields as specified in sequence in Extraction Utility.Sys_Config.Value WHERE System = Prism AND Category = Project AND IDKey = OBSParentLevel

PRISM 5.1 Data Mapping Table (EV_CPR_Format2)

Extraction Utility					Source	Table	Field	Comments
Field	Field Description	Type	Length	Required				
OBSDesc	OBS Description	Text	254	NO		XGRP	Descript	WHERE Group_ = OBSNUM AND Gm = Extraction Utility.Sys_Config.Value WHERE System = Prism AND Category = ProjectMisc AND IDKey = GMOBS
OBSParent	Parent OBS Element - Leave Blank for top level OBS (there should be only one top level WBS)	Text	50	NO		CACC	Group()	Takes NEXT Group() field from specified sequence in Extraction Utility.Sys_Config.Value WHERE System = Prism AND Category = Project AND IDKey = OBSParentLevel
OBSLevel	Level in OBS Structure	Long Integer	15	YES	Calculated			Distance from top level element
CINCBCWS	Cost Incremental Planned Value/BCWS (current period)	Decimal	15	YES	Extraction Utility	EV_Timephased	CINCBCWS	WHERE EV_Timephased.Period = Sys_Config.StatusDate SET TO 0, if Period <> StatusDate
CINCBCWP	Cost Incremental Earned Value/BCWP (current period)	Decimal	15	YES	Extraction Utility	EV_Timephased	CINCBCWP	WHERE EV_Timephased.Period = Sys_Config.StatusDate SET TO 0, if Period <> StatusDate
CINCACWP	Cost Incremental Actual Value/ACWP (current period)	Decimal	15	YES	Extraction Utility	EV_Timephased	CINCACWP	WHERE EV_Timephased.Period = Sys_Config.StatusDate SET TO 0, if Period <> StatusDate
CCUMBCWS	Cost Cumulative Planned Value/BCWS (to date)	Decimal	15	YES	Extraction Utility	EV_Timephased	SUM(CINCBCWS)	WHERE EV_Timephased.Period <= Sys_Config.StatusDate
CCUMBCWP	Cost Cumulative Earned Value/BCWP (to date)	Decimal	15	YES	Extraction Utility	EV_Timephased	SUM(CINCBCWP)	WHERE EV_Timephased.Period <= Sys_Config.StatusDate
CCUMACWP	Cost Cumulative Actual Value/ACWP (to date)	Decimal	15	YES	Extraction Utility	EV_Timephased	SUM(CINCACWP)	WHERE EV_Timephased.Period <= Sys_Config.StatusDate
CBAC	Cost Budget At Complete	Decimal	15	YES	Extraction Utility	EV_Timephased	SUM(CINCBCWS)	
CEAC	Cost Estimate At Complete	Decimal	15	YES	Extraction Utility	EV_Timephased	SUM(CINCACWP) + SUM(CINCETC)	
CETC	Cost Estimate To Complete	Decimal	15	YES	Extraction Utility	EV_Timephased	SUM(CINCETC)	WHERE EV_Timephased.Period > Sys_Config.StatusDate
CRPGVAR	Cost Reprogramming Adjustment To Variance	Decimal	15	NO				Currently Not Supported

PRISM 5.1 Data Mapping Table (EV_ CPR_Format2)

Extraction Utility					Source	Table	Field	Comments
Field	Field Description	Type	Length	Required				
CRPGBCWS	Cost Reprogramming Adjustment To Budget	Decimal	15	NO				Currently Not Supported
QINBCBWS	Quantity Incremental Planned Value/BCWS (current period)	Decimal	15	NO	Extraction Utility	EV_Timephased	QINBCBWS	WHERE EV_Timephased.Period = Sys_Config.StatusDate SET TO 0, if Period <> StatusDate
QINBCBWP	Quantity Incremental Earned Value/BCWP (current period)	Decimal	15	NO	Extraction Utility	EV_Timephased	QINBCBWP	WHERE EV_Timephased.Period = Sys_Config.StatusDate SET TO 0, if Period <> StatusDate
QINACBWP	Quantity Incremental Actual Value/ACWP (current period)	Decimal	15	NO	Extraction Utility	EV_Timephased	QINACBWP	WHERE EV_Timephased.Period = Sys_Config.StatusDate SET TO 0, if Period <> StatusDate
QCUMBCWS	Quantity Cumulative Planned Value/BCWS (to date)	Decimal	15	NO	Extraction Utility	EV_Timephased	SUM(QINBCBWS)	WHERE EV_Timephased.Period <= Sys_Config.StatusDate
QCUMBCWP	Quantity Cumulative Earned Value/BCWP (to date)	Decimal	15	NO	Extraction Utility	EV_Timephased	SUM(QINBCBWP)	WHERE EV_Timephased.Period <= Sys_Config.StatusDate
QCUMACWP	Quantity Cumulative Actual Value/ACWP (to date)	Decimal	15	NO	Extraction Utility	EV_Timephased	SUM(QINACBWP)	WHERE EV_Timephased.Period <= Sys_Config.StatusDate
QBAC	Quantity Budget At Complete	Decimal	15	NO	Extraction Utility	EV_Timephased	SUM(QINBCBWS)	
QEAC	Quantity Estimate At Complete	Decimal	15	NO	Extraction Utility	EV_Timephased	SUM(QINACBWP) + SUM(QINCETC)	
QETC	Quantity Estimate To Complete	Decimal	15	NO	Extraction Utility	EV_Timephased	SUM(QINCETC)	WHERE EV_Timephased.Period > Sys_Config.StatusDate
QRPVVAR	Quantity Reprogramming Adjustment To Variance	Decimal	15	NO				Currently Not Supported
QRPBCBWS	Quantity Reprogramming Adjustment To Budget	Decimal	15	NO				Currently Not Supported

Table 16: PRISM 5.1 Data Mapping Table (EV_CPR_Header)

PRISM 5.1 Data Mapping Table (EV_CPR_Header)								
Extraction Utility					Source	Table	Field	Comments
Field	Field Description	Type	Length	Required				
ProjectName	Project Identification Code	Text	50	YES	Extraction Utility	Sys_Config	Value	WHERE System = Prism AND Category = Project AND IDKey = ProjectID
StatusDate	End Date of Current Reporting Period	Date/Time	N/A	YES	Extraction Utility	Sys_Config	Value	WHERE System = Prism AND Category = Project AND IDKey = StatusDate
ProjDsc	Project Description	Text	254	NO		XFRM	Contname	
ConNum	Contract Number	Text	50	NO		XFRM	Contract	
ConTyp	Contract Type: CPAF=Cost Plus Award Fee CPFF=Cost Plus Fixed Fee CPIF=Cost Plus Incentive Fee CPP=Cost Plus Percentage FPE=Fixed Price Escalation FPI=Fixed Price Incentive FFP=Firm Fixed Price T&M=Time and Materials	Text	4	NO		XFRM	Conttype	
ProgType	Program Type (RDT&E, Production, RDT&E and Production, Advanced Design, Demonstration Validation, Full Scale Development, etc)	Text	50	NO		XFRM	Phase	
Security	Security Classification (Competition Sensitive, Unclassified, Confidential, Secret, Top Secret)	Text	50	NO		XFRM	Class	
QCON	Quantity Contracted (For Production Contracts)	Long Integer	15	NO		XFRM	Quantity	
ShrNum	Share Number	Long Integer	15	NO		XFRM	ShareRatio	Number left of “.”
ShrQut	Share Quotient	Long Integer	15	NO		XFRM	ShareRatio	Number right of “.”
TrgtPct	Target Fee/Percent	Decimal	15	NO		XFRM	FeePercent	
Factor	Factor for costs (100, 1000, 1000000, etc) - Applies to all tables	Long Integer	15	NO	Extraction Utility	Sys_Config	Value	WHERE System = Prism AND Category = Project AND IDKey = FactorBy
CNEGCST	Negotiated Cost	Decimal	15	NO		XFRM	NegCost	

PRISM 5.1 Data Mapping Table (EV_CPR_Header)

Extraction Utility					Source	Table	Field	Comments
Field	Field Description	Type	Length	Required				
CAUWCST	Authorized Unpriced Work	Decimal	15	NO		XFRM	UnPriced	
CTGTPRC	Target Price	Decimal	15	NO	Calculated	XFRM	SUM(NegCost, Profit)	
CESTPRC	Estimated Price	Decimal	15	NO		XFRM	EstPrice	
CCONCEIL	Contract Ceiling	Decimal	15	NO		XFRM	ContCeil	
CESTCEIL	Estimated Contract Ceiling	Decimal	15	NO		XFRM	EstCeil	
CTGTCTST	Original Target Cost	Decimal	15	NO		XFRM	NegCost – NegChanges	
CNEGCHG	Negotiated Contract Changes	Decimal	15	NO		XFRM	NegChanges	
CCONBGT	Contract Budget Base	Decimal	15	NO	Calculated	XFRM	SUM(NegCost, UnPriced)	
CTOTBGT	Total Allocated Budget	Decimal	15	NO	Calculated	XFRM	SUM(BAC, Mrbudget)	BAC = SUM(EV_CPR_Format1.CBAC)
CESTEACBEST	EAC Best Case Estimate	Decimal	15	NO		XFRM	EacBest	
CESTEACWRST	EAC Worst Case Estimate	Decimal	15	NO		XFRM	EacWorst	
CESTEACLIKE	EAC Most Likely Estimate	Decimal	15	NO		XFRM	Eac	
ConStrDate	Contract Start Date	Date/Time	N/A	NO		XFRM	Contstart	
EstCmpDate	Estimated Completion Date	Date/Time	N/A	NO		XFRM	Estfinish	
ConDefDate	Contract Definitization Date	Date/Time	N/A	NO		XFRM	Defdate	
LstDelDate	Last Item Delivery Date	Date/Time	N/A	NO		XFRM	Planfinish	
ConCmpDate	Contract Completion Date	Date/Time	N/A	NO		XFRM	Contfinish	
MR	BAC Management Reserve	Decimal	15	NO		XFRM	Mrbudget	
MRLRE	EAC Management Reserve	Decimal	15	NO				Non-standard data element. Not Available in PRISM
UB	BAC Undistributed Budget	Decimal	15	NO				Not Available in PRISM
UBLRE	EAC Undistributed Budget	Decimal	15	NO				Non-standard data element. Not Available in PRISM
Contractor	Contractor Name	Text	40	NO		XFRM	Compname	
ConStreet	Contractor Street Address	Text	40	NO		XFRM	Address	
StatusDatePrior	End Date of Past Reporting Period	Date/Time	N/A	NO		XPER	Startdate	Startdate for Current Period
Fee		Decimal	15	NO		XFRM	Profit	
RepName	Name of Authorized Contractor Representative	Text	50	NO		XFRM	Repname	
RepTitle	Title of Authorized Contractor Representative	Text	50	NO		XFRM	Reptitle	
OTBdate	OTB Date	Date/Time	N/A	NO				OTB Date is not available in PRISM for extraction
ProgName	DOE Program Name	Text	255	NO		XFRM	Program	

Table 17: PRISM 5.1 Data Mapping Table (EV_MR_Log)

PRISM 5.1 Data Mapping Table (EV_MR_Log)								
Extraction Utility					Source	Table	Field	Comments
Field	Field Description	Type	Length	Required				
ProjectName	Project Identification Code	Text	50	YES	Extraction Utility	Sys_Config	Value	WHERE System = Prism AND Category = Project AND IDKey = ProjectID
StatusDate	End Date of Current Reporting Period	Date/Time	N/A	YES	Extraction Utility	Sys_Config	Value	WHERE System = Prism AND Category = Project AND IDKey = StatusDate
LogDate	Date when MR Change was made (or effective date)	Date/Time	N/A	YES		CCHG	StatusDate	WHERE Status = "APPROVED". Note: 1 second increments are added to transactions that occurred on the same date.
WBSNUM	WBS Element or ID - Leave Blank for OBS Reporting	Text	35	NO	Link	CBRK CACC	CBRK.Account -> CACC.Group()	First Group() field in sequence FROM Extraction Utility.Sys_Config.Value WHERE System = Prism AND Category = Project AND IDKey = WBS WHERE CACC.Account = CBRK.Account
OBSNUM	OBS Element or ID -Leave Blank for WBS Reporting	Text	50	NO	Link	CBRK CACC	CBRK.Account -> CACC.Group()	First Group() field NOT NULL in sequence FROM Extraction Utility.Sys_Config.Value WHERE System = Prism AND Category = Project AND IDKey = OBS WHERE CACC.Account = CBRK.Account
ActNam	Activity MR was applied to - Leave Blank if not reporting to Activity Level	Text	16	NO				Currently not being collected
ResNam	Resource MR was applied to - Leave blank if not reporting to resource level	Text	20	NO				Currently not being collected
CCREDIT	Amount of Credit to MR	Decimal	15	YES		CBRK	ABS(Cost)	If Cost < 0

PRISM 5.1 Data Mapping Table (EV_MR_Log)

Extraction Utility					Source	Table	Field	Comments
Field	Field Description	Type	Length	Required				
CDEBIT	Amount of Debit to MR	Decimal	15	YES		CBRK	ABS(Cost)	If Cost > 0
CBALANCE	Balance of MR after change	Decimal	15	YES	Calculated			Calculation has not been finalized. Research in Progress
Narrative	Text Description of MR change	Memo	N/A	NO	Link	CBRK CCHG	CCHG.Descript + CCHG.Notes	
Document	Document Attachment - optional	OLE Object	N/A	NO				Currently not supported

Table 18: PRISM 5.1 Data Mapping Table (EV_Timephased)

PRISM 5.1 Data Mapping Table (EV_Timephased)

Extraction Utility					Source	Table	Field	Comments
Field	Field Description	Type	Length	Required				
ProjectName	Project Identification Code	Text	50	YES	Extraction Utility	Sys_Config	Value	WHERE System = Prism AND Category = Project AND IDKey = ProjectID
StatusDate	End Date of Current Reporting Period	Date/Time	N/A	YES	Extraction Utility	Sys_Config	Value	WHERE System = Prism AND Category = Project AND IDKey = StatusDate
WBSNUM	WBS Element or ID - Leave Blank if Only OBS Reporting	Text	35	NO	Link	CACC CTPD	CTPD.Account -> CACC.Group()	First Group() field NOT NULL in sequence FROM Extraction Utility.Sys_Config.Value WHERE System = Prism AND Category = Project AND IDKey = WBS WHERE CACC.Account = CTPD.Account

PRISM 5.1 Data Mapping Table (EV_Timephased)

Extraction Utility					Source	Table	Field	Comments
Field	Field Description	Type	Length	Required				
OBSNUM	OBS Element or ID - Leave Blank for WBS Only Reporting	Text	50	NO	Link	CACC CTPD	CTPD.Account -> CACC.Group()	First Group() field NOT NULL in sequence FROM Extraction Utility.Sys_Config.Value WHERE System = Prism AND Category = Project AND IDKey = OBS WHERE CACC.Account = CTPD.Account
ActNam	Activity Name - Leave Blank if Not reporting to Activity Level	Text	16	NO				Currently not being collected
ResNam	Resource Name - Leave blank if not reporting to Resource Level	Text	20	NO				Currently not being collected
Period	End Date of Period Where Each Cost Is Time phased	Date/Time	N/A	YES	Link	XPER CTPD	Finishdate	WHERE XGRP.Period = XPER.Period
WBSDesc	WBS Description - Title Left Blank for OBS Only	Text	254	NO	Logic	XGRP	Descript	WHERE Group = WBSNUM AND Gm = Extraction Utility.Sys_Config.Value WHERE System = Prism AND Category = ProjectMisc AND IDKey = GMWBS
OBSDesc	OBS Description - Title Left Blank for WBS Only	Text	254	NO	Logic	XGRP	Descript	WHERE Group_ = OBSNUM AND Gm = Extraction Utility.Sys_Config.Value WHERE System = Prism AND Category = ProjectMisc AND IDKey = GMOBS
CINBCWWS	Cost Incremental Planned Value/BCWS	Decimal	15	YES	Logic	CTPD	EU.Sys_Config.Value WHERE System = Prism AND Category = ProjectMisc AND IDKey = BCWS	If CTPD.CE <> #
CINBCWSP	Cost Incremental Earned Value/BCWP - No Future Values from Time Now/Status Date	Decimal	15	YES	Logic	CTPD	EU.Sys_Config.Value WHERE System = Prism AND Category = ProjectMisc AND IDKey = BCWSP	If CTPD.CE <> #

PRISM 5.1 Data Mapping Table (EV_Timephased)

Extraction Utility					Source	Table	Field	Comments
Field	Field Description	Type	Length	Required				
CINCACWP	Cost Incremental Actual Value/ACWP - No Future Values from Time Now/Status Date	Decimal	15	YES	Logic	CTPD	EU.Sys_Config.Value WHERE System = Prism AND Category = ProjectMisc AND IDKey = ACWPETC	If CTPD.CE <> # Only where StatusDate <= Period
CINCETC	Cost Incremental ETC - Only Future Values from Time Now/Status Date	Decimal	15	YES	Logic	CTPD	EU.Sys_Config.Value WHERE System = Prism AND Category = ProjectMisc AND IDKey = ACWPETC	If CTPD.CE <> # Only where StatusDate > Period
QINBCWS	Quantity Incremental Planned Value/BCWS	Decimal	15	NO	Logic	CTPD	EU.Sys_Config.Value WHERE System = Prism AND Category = ProjectMisc AND IDKey = BCWS	If CTPD.CE = #
QINBCWP	Quantity Incremental Earned Value/BCWP -No Future Values from Time Now/Status Date	Decimal	15	NO	Logic	CTPD	EU.Sys_Config.Value WHERE System = Prism AND Category = ProjectMisc AND IDKey = BCWP	If CTPD.CE = #
QINCACWP	Quantity Incremental Actual Value/ACWP - No Future Values from Time Now/Status Date	Decimal	15	NO	Logic	CTPD	EU.Sys_Config.Value WHERE System = Prism AND Category = ProjectMisc AND IDKey = ACWPETC	If CTPD.CE = # Only where StatusDate <= Period
QINCETC	Quantity Incremental ETC - Only Future Values from Time Now/Status Date	Decimal	15	NO	Logic	CTPD	EU.Sys_Config.Value WHERE System = Prism AND Category = ProjectMisc AND IDKey = ACWPETC	If CTPD.CE = # Only where StatusDate > Period

Table 19: PRISM 5.1 Data Mapping Table (EV_ Var_Analysis_OBS)

PRISM 5.1 Data Mapping Table (EV_ Var_Analysis_OBS)								
Extraction Utility					Source	Table	Field	Comments
Field	Field Description	Type	Length	Required				
ProjectName	Project Identification Code	Text	50	YES	Extraction Utility	Sys_Config	Value	WHERE System = Prism AND Category = Project AND IDKey = ProjectID
StatusDate	End Date of Current Reporting Period	Date/Time	N/A	YES	Extraction Utility	Sys_Config	Value	WHERE System = Prism AND Category = Project AND IDKey = StatusDate
OBSNUM	OBS Element or ID	Text	50	YES		CVAR	Varcode	WHERE Varcode = EU.EV_CPR_Format2.OBSNUM
CINCSV	Incremental Schedule Variance	Decimal	15	NO				Calculated in Dekker PMIS/PARS II
CINCCV	Incremental Cost Variance	Decimal	15	NO				Calculated in Dekker PMIS/PARS II
CINCSP1	Incremental Schedule Performance Index	Decimal	15	NO				Calculated in Dekker PMIS/PARS II
CINCCP1	Incremental Cost Performance Index	Decimal	15	NO				Calculated in Dekker PMIS/PARS II
CCUMSV	Cumulative Schedule Variance	Decimal	15	NO				Calculated in Dekker PMIS/PARS II
CCUMCV	Cumulative Cost Variance	Decimal	15	NO				Calculated in Dekker PMIS/PARS II
CCUMSP1	Cumulative Schedule Performance Index	Decimal	15	NO				Calculated in Dekker PMIS/PARS II
CCUMCP1	Cumulative Cost Performance Index	Decimal	15	NO				Calculated in Dekker PMIS/PARS II
CVAC	Variance At Complete	Decimal	15	NO				Calculated in Dekker PMIS/PARS II
CIEAC1	Independent Estimate At Complete 1	Decimal	15	NO				Calculated in Dekker PMIS/PARS II
IEAC1Meth	Method of Calculation for IEAC 1	Text	50	NO				Calculated in Dekker PMIS/PARS II
CIEAC2	Independent Estimate At Complete 2	Decimal	15	NO				Calculated in Dekker PMIS/PARS II
IEAC2Meth	Method of Calculation for IEAC 2	Text	50	NO				Calculated in Dekker PMIS/PARS II
CIEAC3	Independent Estimate At Complete 3	Decimal	15	NO				Calculated in Dekker PMIS/PARS II
IEAC3Meth	Method of Calculation for IEAC 3	Text	50	NO				Calculated in Dekker PMIS/PARS II

PRISM 5.1 Data Mapping Table (EV_ Var_Analysis_OBS)

Extraction Utility					Source	Table	Field	Comments
Field	Field Description	Type	Length	Required				
CIEAC4	Independent Estimate At Complete 4	Decimal	15	NO				Calculated in Dekker PMIS/PARS II
IEAC4Meth	Method of Calculation for IEAC 4	Text	50	NO				Calculated in Dekker PMIS/PARS II
CIEAC5	Independent Estimate At Complete 5	Decimal	15	NO				Calculated in Dekker PMIS/PARS II
IEAC5Meth	Method of Calculation for IEAC 5	Text	50	NO				Calculated in Dekker PMIS/PARS II
Narrative	Text of Variance Analysis	Memo	N/A	NO	Join	CVAR	Cause + Action + Impact + Comments	
Document	Document Attachment - optional	OLE Object	N/A	NO				Currently not supported

Table 20: PRISM 5.1 Data Mapping Table (EV_ Var_Analysis_WBS)

PRISM 5.1 Data Mapping Table (EV_ Var_Analysis_WBS)

Extraction Utility					Source	Table	Field	Comments
Field	Field Description	Type	Length	Required				
ProjectName	Project Identification Code	Text	50	YES	Extraction Utility	Sys_Config	Value	WHERE System = Prism AND Category = Project AND IDKey = ProjectID
StatusDate	End Date of Current Reporting Period	Date/Time	N/A	YES	Extraction Utility	Sys_Config	Value	WHERE System = Prism AND Category = Project AND IDKey = StatusDate
WBSNUM	WBS Element or ID	Text	35	YES		CVAR	Varcode	WHERE Varcode = EU.EV_CPR_Format1.WBSNUM
CINCSV	Incremental Schedule Variance	Decimal	15	NO				Calculated in Dekker PMIS/PARS II
CINCCV	Incremental Cost Variance	Decimal	15	NO				Calculated in Dekker PMIS/PARS II

PRISM 5.1 Data Mapping Table (EV_ Var_Analysis_WBS)

Extraction Utility					Source	Table	Field	Comments
Field	Field Description	Type	Length	Required				
CINCSPI	Incremental Schedule Performance Index	Decimal	15	NO				Calculated in Dekker PMIS/PARS II
CINCCPI	Incremental Cost Performance Index	Decimal	15	NO				Calculated in Dekker PMIS/PARS II
CCUMSV	Cumulative Schedule Variance	Decimal	15	NO				Calculated in Dekker PMIS/PARS II
CCUMCV	Cumulative Cost Variance	Decimal	15	NO				Calculated in Dekker PMIS/PARS II
CCUMSPI	Cumulative Schedule Performance Index	Decimal	15	NO				Calculated in Dekker PMIS/PARS II
CCUMCPI	Cumulative Cost Performance Index	Decimal	15	NO				Calculated in Dekker PMIS/PARS II
CVAC	Variance At Complete	Decimal	15	NO				Calculated in Dekker PMIS/PARS II
CIEAC1	Independent Estimate At Complete 1	Decimal	15	NO				Calculated in Dekker PMIS/PARS II
IEAC1Meth	Method of Calculation for IEAC 1	Text	50	NO				Calculated in Dekker PMIS/PARS II
CIEAC2	Independent Estimate At Complete 2	Decimal	15	NO				Calculated in Dekker PMIS/PARS II
IEAC2Meth	Method of Calculation for IEAC 2	Text	50	NO				Calculated in Dekker PMIS/PARS II
CIEAC3	Independent Estimate At Complete 3	Decimal	15	NO				Calculated in Dekker PMIS/PARS II
IEAC3Meth	Method of Calculation for IEAC 3	Text	50	NO				Calculated in Dekker PMIS/PARS II
CIEAC4	Independent Estimate At Complete 4	Decimal	15	NO				Calculated in Dekker PMIS/PARS II
IEAC4Meth	Method of Calculation for IEAC 4	Text	50	NO				Calculated in Dekker PMIS/PARS II
CIEAC5	Independent Estimate At Complete 5	Decimal	15	NO				Calculated in Dekker PMIS/PARS II
IEAC5Meth	Method of Calculation for IEAC 5	Text	50	NO				Calculated in Dekker PMIS/PARS II
Narrative	Text of Variance Analysis	Memo	N/A	NO	Join	CVAR	Cause + Action + Impact + Comments	
Document	Document Attachment - optional	OLE Object	N/A	NO				Currently not supported

2.3.3 Deltek Cobra® 4.X/5.0 Database Requirements

2.3.3.1 Contract Performance Report Format 1 (EV_CPR_Format1 table)

The EV_CPR_Format1 table serves as the cornerstone of the WBS Structure, where WBS Elements and Parent/Child relationships are defined. In addition, it is used to store Current Period, Cumulative To-Date, and At-Complete cost and quantity data for each WBS Element at the lowest level of their corresponding WBS leg. All COTS EVM systems store EVM elements across periods of performance. The CPR tables created by COBRA® are ancillary to the time series data. All Current Period, Cumulative To-Date, and At-Complete data are derivative of Extracted time-phased data from COBRA® tables. All tables that reference WBS Elements should have a corresponding WBS Element in the EV_CPR_Format1 table.

All WBS Elements excluded by the “Exclude WBS” functionality will not be listed within the WBS Tree, as defined in the table. All children of excluded WBS Elements that were not part of the exclusion request will be flagged on the Errors and Warnings Report.

See Table 21 for detailed fields, information, and mapping.

2.3.3.2 Contract Performance Report Format 2 (EV_CPR_Format2 table)

The EV_CPR_Format2 table serves as the cornerstone of the OBS Structure, where OBS Elements and Parent/Child relationships are defined. In addition, it is used to store Current Period, Cumulative To-Date, and At-Complete cost and quantity data for each OBS Element at the lowest level of their corresponding OBS leg. All COTS EVM systems store EVM elements across periods of performance. The CPR tables created by COBRA® are ancillary to the time series data. All Current Period, Cumulative To-Date, and At-Complete data are derivative of Extracted time-phased data from COBRA® tables. All tables that reference OBS Elements should have a corresponding OBS Element in the EV_CPR_Format2 table.

All OBS Elements that map to a WBS Element excluded by the “Exclude WBS” functionality will not be listed within the OBS Tree, as defined in the table. All children of excluded WBS Elements that were not part of the exclusion request will be flagged on the Errors and Warnings Report. In the event OBS reporting is not required, or OBS is not maintained within PRISM® tables, the extraction process will not populate the EV_CPR_Format2 table.

See Table 22 for detailed fields, information, and mapping.

2.3.3.3 Cost Performance Header Information (EV_CPR_Header table)

The EV_CPR_Header table is used to store contract and project level information such as contract number and type, current period management reserve balance, current period undistributed budget balance, best-worst-most likely estimates at complete, contractor information and POC, etc.

See Table 23 for detailed fields, information, and mapping.

2.3.3.4 Management Reserve Log (EV_MR_Log table)

The EV_MR_Log table is used to store details of all debits and credits to Management Reserve. Deltek COBRA® functionality and data structure make it impossible to extract transactions affecting Management Reserve excluding other Budget Change transactions such as Undistributed Budget, Contingency, Unpriced Work, etc. Only project-level Management Reserve Transactions will be available in the EV_MR_Log table.

The BALANCE after each transaction is calculated by subtracting debits or adding credits to the Management Reserve balance from previously loaded transactions. The original MR Balance is considered \$0.00 with the first transaction from COBRA® representing the initial deposit into the MR Account.

See Table 24 for detailed fields, information, and mapping.

2.3.3.5 Earned Value Time-phased Data (EV_Timephased table)

The EV_Timephased table is used to store Incremental Earned Value data (BCWS, BCWP, ACWP, and ETC), both cost and quantity, for each WBS and OBS Elements for all periods from planned start date (first period where BCWS exists) to expected finish date (last period where ETC exists).

See Table 25 for detailed fields, information, and mapping.

2.3.3.6 Variance Analysis by OBS (EV_Var_Analysis_OBS table)

The EV_Var_Analysis_OBS table is used to store narratives on Cause of Variance, Corrective Actions, Project Impact, and Explanation. These narratives are collected at each reporting OBS Element or from all levels where narratives exist, as defined by the user. Variance Data is calculated in Dekker PMIS/PARS II using Earned Value data stored in the EV_CPR_Format2 table of the Extraction Utility.

See Table 26 for detailed fields, information, and mapping.

2.3.3.7 Variance Analysis by WBS (EV_Var_Analysis_WBS table)

The EV_Var_Analysis_WBS table is used to store narratives on Cause of Variance, Corrective Actions, Project Impact, and Explanation. These narratives are collected at each reporting WBS Element or from all levels where narratives exist, as defined by the user. Variance Data is calculated in Dekker PMIS/PARS II using Earned Value data stored in the EV_CPR_Format1 table of the Extraction Utility.

See Table 27 for detailed fields, information, and mapping.

2.3.3.8 Responsibility Assignment Matrix (EV_RAM), Risk Log (Risk_Log)

Responsibility Assignment Matrix and Risk Log data are currently not required and are not being populated by the Extraction Utility for upload into Dekker PMIS/PARS II.

Table 21: COBRA 4.X/5.0 Data Mapping Table (EV_CPR_Format1)

COBRA 4.X/5.0 Data Mapping Table (EV_CPR_Format1)								
Extraction Utility					Source	Table	Field	Comments
Field	Field Description	Type	Length	Required				
ProjectName	Project Identification Code	Text	50	YES	Extraction Utility	Sys_Config	Value	WHERE System = Cobra AND Category = Project AND IDKey = ProjectID
StatusDate	End Date of Current Reporting Period	Date/Time	N/A	YES	Extraction Utility	Sys_Config	Value	WHERE System = Cobra AND Category = Project AND IDKey = StatusDate
WBSNUM	WBS Element or ID	Text	35	YES	Logic	Bdndetl Cawp (if user-defined)	Breakfile Code (or user-defined)	WHERE Breakfile = Value from Sys_Config WHERE System = Cobra AND Category = ProjectBreakFile AND IDKey = WBSBREAKFILE User can define WBS Source in Sys_Config Value field WHERE System = Cobra AND Category = ProjectBreakFile AND IDKey = WBSCODE
WBSDesc	WBS Description	Text	254	NO		Bdndetl	Codedesc	
WBSParent	Parent WBS Element - Leave Blank for top level WBS (there should be only one top level WBS)	Text	35	NO	Logic	Bdndetl	Parent OR Tag	Specified in Value field of Sys_Config WHERE System = Cobra AND Category = Project AND IDKey = WBSOBSParentSource (Parent = 2, Tag = 1)
WBSLevel	Level in WBS Structure	Long Integer	15	YES		Bdndetl	Bdn_level	
CINBCWWS	Cost Incremental Planned Value/BCWS (current period)	Decimal	15	YES	Extraction Utility	EV_Timephased	CINBCWWS	WHERE EV_Timephased.Period = Sys_Config.StatusDate SET TO 0, if Period <> StatusDate
CINBCWCP	Cost Incremental Earned Value/BCWP (current period)	Decimal	15	YES	Extraction Utility	EV_Timephased	CINBCWCP	WHERE EV_Timephased.Period = Sys_Config.StatusDate SET TO 0, if Period <> StatusDate
CINACWCP	Cost Incremental Actual Value/ACWP (current period)	Decimal	15	YES	Extraction Utility	EV_Timephased	CINACWCP	WHERE EV_Timephased.Period = Sys_Config.StatusDate SET TO 0, if Period <> StatusDate
CCUMBCWS	Cost Cumulative Planned Value/BCWS (to date)	Decimal	15	YES	Extraction Utility	EV_Timephased	SUM(CINBCWWS)	WHERE EV_Timephased.Period <= Sys_Config.StatusDate
CCUMBCWCP	Cost Cumulative Earned Value/BCWP (to date)	Decimal	15	YES	Extraction Utility	EV_Timephased	SUM(CINBCWCP)	WHERE EV_Timephased.Period <= Sys_Config.StatusDate
CCUMACWCP	Cost Cumulative Actual Value/ACWP (to date)	Decimal	15	YES	Extraction Utility	EV_Timephased	SUM(CINACWCP)	WHERE EV_Timephased.Period <= Sys_Config.StatusDate

COBRA 4.X/5.0 Data Mapping Table (EV_CPR_Format1)

Extraction Utility					Source	Table	Field	Comments
Field	Field Description	Type	Length	Required				
CBAC	Cost Budget At Complete	Decimal	15	YES	Extraction Utility	EV_Timephased	SUM(CINBCWS)	
CEAC	Cost Estimate At Complete	Decimal	15	YES	Extraction Utility	EV_Timephased	SUM(CINCACWP) + SUM(CINCETC)	
CETC	Cost Estimate To Complete	Decimal	15	YES	Extraction Utility	EV_Timephased	SUM(CINCETC)	WHERE EV_Timephased.Period > Sys_Config.StatusDate
CRPGVAR	Cost Reprogramming Adjustment To Variance	Decimal	15	NO				Currently Not Supported
CRPGBCWS	Cost Reprogramming Adjustment To Budget	Decimal	15	NO				Currently Not Supported
QINBCWS	Quantity Incremental Planned Value/BCWS (current period)	Decimal	15	NO	Extraction Utility	EV_Timephased	QINBCWS	WHERE EV_Timephased.Period = Sys_Config.StatusDate SET TO 0, if Period <> StatusDate
QINBCWP	Quantity Incremental Earned Value/BCWP (current period)	Decimal	15	NO	Extraction Utility	EV_Timephased	QINBCWP	WHERE EV_Timephased.Period = Sys_Config.StatusDate SET TO 0, if Period <> StatusDate
QINCACWP	Quantity Incremental Actual Value/ACWP (current period)	Decimal	15	NO	Extraction Utility	EV_Timephased	QINCACWP	WHERE EV_Timephased.Period = Sys_Config.StatusDate SET TO 0, if Period <> StatusDate
QCUMBCWS	Quantity Cumulative Planned Value/BCWS (to date)	Decimal	15	NO	Extraction Utility	EV_Timephased	SUM(QINBCWS)	WHERE EV_Timephased.Period <= Sys_Config.StatusDate
QCUMBCWP	Quantity Cumulative Earned Value/BCWP (to date)	Decimal	15	NO	Extraction Utility	EV_Timephased	SUM(QINBCWP)	WHERE EV_Timephased.Period <= Sys_Config.StatusDate
QCUMACWP	Quantity Cumulative Actual Value/ACWP (to date)	Decimal	15	NO	Extraction Utility	EV_Timephased	SUM(QINCACWP)	WHERE EV_Timephased.Period <= Sys_Config.StatusDate
QBAC	Quantity Budget At Complete	Decimal	15	NO	Extraction Utility	EV_Timephased	SUM(QINBCWS)	
QEAC	Quantity Estimate At Complete	Decimal	15	NO	Extraction Utility	EV_Timephased	SUM(QINCACWP) + SUM(QINCETC)	
QETC	Quantity Estimate To Complete	Decimal	15	NO	Extraction Utility	EV_Timephased	SUM(QINCETC)	WHERE EV_Timephased.Period > Sys_Config.StatusDate
QRPGVAR	Quantity Reprogramming Adjustment To Variance	Decimal	15	NO				Currently Not Supported
QRPGBCWS	Quantity Reprogramming Adjustment To Budget	Decimal	15	NO				Currently Not Supported

Table 22: COBRA 4.X/5.0 Data Mapping Table (EV_CPR_Format2)

COBRA 4.X/5.0 Data Mapping Table (EV_CPR_Format2)								
Extraction Utility					Source	Table	Field	Comments
Field	Field Description	Type	Length	Required				
ProjectName	Project Identification Code	Text	50	YES	Extraction Utility	Sys_Config	Value	WHERE System = Cobra AND Category = Project AND IDKey = ProjectID
StatusDate	End Date of Current Reporting Period	Date/Time	N/A	YES	Extraction Utility	Sys_Config	Value	WHERE System = Cobra AND Category = Project AND IDKey = StatusDate
OBSNUM	OBS Element or ID	Text	50	YES	Logic	Bdndetl Cawp (if user-defined)	Breakfile Code (or user-defined)	WHERE Breakfile = Value from Sys_Config WHERE System = Cobra AND Category = ProjectBreakFile AND IDKey = OBSBREAKFILE User can define OBS Source in Sys_Config Value field WHERE System = Cobra AND Category = ProjectBreakFile AND IDKey = OBSCODE
OBSDesc	OBS Description	Text	254	NO		Bdndetl	Codedesc	
OBSParent	Parent OBS Element - Leave Blank for top level OBS (there should be only one top level WBS)	Text	50	NO	Logic	Bdndetl	Parent OR Tag	Specified in Value field of Sys_Config WHERE System = Cobra AND Category = Project AND IDKey = WBSOBSParentSource (Parent = 2, Tag = 1)
OBSLevel	Level in OBS Structure	Long Integer	15	YES		Bdndetl	Bdn_level	
CINBCWS	Cost Incremental Planned Value/BCWS (current period)	Decimal	15	YES	Extraction Utility	EV_Timephased	CINBCWS	WHERE EV_Timephased.Period = Sys_Config.StatusDate SET TO 0, if Period <> StatusDate
CINBCWP	Cost Incremental Earned Value/BCWP (current period)	Decimal	15	YES	Extraction Utility	EV_Timephased	CINBCWP	WHERE EV_Timephased.Period = Sys_Config.StatusDate SET TO 0, if Period <> StatusDate
CINACWP	Cost Incremental Actual Value/ACWP (current period)	Decimal	15	YES	Extraction Utility	EV_Timephased	CINACWP	WHERE EV_Timephased.Period = Sys_Config.StatusDate SET TO 0, if Period <> StatusDate
CCUMBCWS	Cost Cumulative Planned Value/BCWS (to date)	Decimal	15	YES	Extraction Utility	EV_Timephased	SUM(CINBCWS)	WHERE EV_Timephased.Period <= Sys_Config.StatusDate
CCUMBCWP	Cost Cumulative Earned Value/BCWP (to date)	Decimal	15	YES	Extraction Utility	EV_Timephased	SUM(CINBCWP)	WHERE EV_Timephased.Period <= Sys_Config.StatusDate
CCUMACWP	Cost Cumulative Actual Value/ACWP (to date)	Decimal	15	YES	Extraction Utility	EV_Timephased	SUM(CINACWP)	WHERE EV_Timephased.Period <= Sys_Config.StatusDate

COBRA 4.X/5.0 Data Mapping Table (EV_CPR_Format2)

Extraction Utility					Source	Table	Field	Comments
Field	Field Description	Type	Length	Required				
CBAC	Cost Budget At Complete	Decimal	15	YES	Extraction Utility	EV_Timephased	SUM(CINBCWS)	
CEAC	Cost Estimate At Complete	Decimal	15	YES	Extraction Utility	EV_Timephased	SUM(CINCACWP) + SUM(CINCETC)	
CETC	Cost Estimate To Complete	Decimal	15	YES	Extraction Utility	EV_Timephased	SUM(CINCETC)	WHERE EV_Timephased.Period > Sys_Config.StatusDate
CRPGVAR	Cost Reprogramming Adjustment To Variance	Decimal	15	NO				Currently Not Supported
CRPGBCWS	Cost Reprogramming Adjustment To Budget	Decimal	15	NO				Currently Not Supported
QINBCWS	Quantity Incremental Planned Value/BCWS (current period)	Decimal	15	NO	Extraction Utility	EV_Timephased	QINBCWS	WHERE EV_Timephased.Period = Sys_Config.StatusDate SET TO 0, if Period <> StatusDate
QINBCWP	Quantity Incremental Earned Value/BCWP (current period)	Decimal	15	NO	Extraction Utility	EV_Timephased	QINBCWP	WHERE EV_Timephased.Period = Sys_Config.StatusDate SET TO 0, if Period <> StatusDate
QINCACWP	Quantity Incremental Actual Value/ACWP (current period)	Decimal	15	NO	Extraction Utility	EV_Timephased	QINCACWP	WHERE EV_Timephased.Period = Sys_Config.StatusDate SET TO 0, if Period <> StatusDate
QCUMBCWS	Quantity Cumulative Planned Value/BCWS (to date)	Decimal	15	NO	Extraction Utility	EV_Timephased	SUM(QINBCWS)	WHERE EV_Timephased.Period <= Sys_Config.StatusDate
QCUMBCWP	Quantity Cumulative Earned Value/BCWP (to date)	Decimal	15	NO	Extraction Utility	EV_Timephased	SUM(QINBCWP)	WHERE EV_Timephased.Period <= Sys_Config.StatusDate
QCUMACWP	Quantity Cumulative Actual Value/ACWP (to date)	Decimal	15	NO	Extraction Utility	EV_Timephased	SUM(QINCACWP)	WHERE EV_Timephased.Period <= Sys_Config.StatusDate
QBAC	Quantity Budget At Complete	Decimal	15	NO	Extraction Utility	EV_Timephased	SUM(QINBCWS)	
QEAC	Quantity Estimate At Complete	Decimal	15	NO	Extraction Utility	EV_Timephased	SUM(QINCACWP) + SUM(QINCETC)	
QETC	Quantity Estimate To Complete	Decimal	15	NO	Extraction Utility	EV_Timephased	SUM(QINCETC)	WHERE EV_Timephased.Period > Sys_Config.StatusDate
QRPGVAR	Quantity Reprogramming Adjustment To Variance	Decimal	15	NO				Currently Not Supported
QRPGBCWS	Quantity Reprogramming Adjustment To Budget	Decimal	15	NO				Currently Not Supported

Table 23: COBRA 4.X/5.0 Data Mapping Table (EV_CPR_Header)

COBRA 4.X/5.0 Data Mapping Table (EV_CPR_Header)								
Extraction Utility					Source	Table	Field	Comments
Field	Field Description	Type	Length	Required				
ProjectName	Project Identification Code	Text	50	YES	Extraction Utility	Sys_Config	Value	WHERE System = Cobra AND Category = Project AND IDKey = ProjectID
StatusDate	End Date of Current Reporting Period	Date/Time	N/A	YES	Extraction Utility	Sys_Config	Value	WHERE System = Cobra AND Category = Project AND IDKey = StatusDate
ProjDsc	Project Description	Text	254	NO		Program	Prog_desc Contract	Prog_desc is COBRA 4.X field Contract is COBRA 5.0 field
ConNum	Contract Number	Text	50	NO		Program	Cont_No	
ConTyp	Contract Type: CPAF=Cost Plus Award Fee CPFF=Cost Plus Fixed Fee CPIF=Cost Plus Incentive Fee CPP=Cost Plus Percentage FPE=Fixed Price Escalation FPI=Fixed Price Incentive FFP=Firm Fixed Price T&M=Time and Materials	Text	4	NO		Program	Cont_Type	
ProgType	Program Type (RDT&E, Production, RDT&E and Production, Advanced Design, Demonstration Validation, Full Scale Development, etc)	Text	50	NO		Program	Cont_phase	
Security	Security Classification (Competition Sensitive, Unclassified, Confidential, Secret, Top Secret)	Text	50	NO				
QCON	Quantity Contracted (For Production Contracts)	Long Integer	15	NO		Program	Quantity	
ShrNum	Share Number	Long Integer	15	NO		Program	Shareratio	Number left of “:”
ShrQut	Share Quotient	Long Integer	15	NO		Program	Shareratio	Number right of “:”
TrgtPct	Target Fee/Percent	Decimal	15	NO		Program	Fee_prcnt	
Factor	Factor for costs (100, 1000, 1000000, etc) - Applies to all tables	Long Integer	15	NO	Extraction Utility	Sys_Config	Value	WHERE System = Cobra AND Category = Project AND IDKey = FactorBy
CNEGCST	Negotiated Cost	Decimal	15	NO		Program	CTC	

COBRA 4.X/5.0 Data Mapping Table (EV_CPR_Header)

Extraction Utility					Source	Table	Field	Comments
Field	Field Description	Type	Length	Required				
CAUWCST	Authorized Unpriced Work	Decimal	15	NO		Program	AUW	
CTGTPRC	Target Price	Decimal	15	NO	Calculated	Program	CTC + FEE	
CESTPRC	Estimated Price	Decimal	15	NO	Calculated	Program	CTC + FEE + AUW	
CCONCEIL	Contract Ceiling	Decimal	15	NO		Program	Ceiling	
CESTCEIL	Estimated Contract Ceiling	Decimal	15	NO		Program	EstCeiling	
CTGTCST	Original Target Cost	Decimal	15	NO		Program	OTC	
CNEGCHG	Negotiated Contract Changes	Decimal	15	NO		Program	CTC – OTC	
CCONBGT	Contract Budget Base	Decimal	15	NO		Program	CBB	
CTOTBGT	Total Allocated Budget	Decimal	15	NO	Calculated	Program	SUM(BAC, MR)	
CESTEACBEST	EAC Best Case Estimate	Decimal	15	NO		Program	Eac_best	
CESTEACWRST	EAC Worst Case Estimate	Decimal	15	NO		Program	Eac_worst	
CESTEACLIKE	EAC Most Likely Estimate	Decimal	15	NO	Calculated	Program	CTC + AUW	
ConStrDate	Contract Start Date	Date/Time	N/A	NO		Program	SSD	
EstCmpDate	Estimated Completion Date	Date/Time	N/A	NO		Program	SFD	
ConDefDate	Contract Definitization Date	Date/Time	N/A	NO		Program	SSD	
LstDelDate	Last Item Delivery Date	Date/Time	N/A	NO		Program	SFD	
ConCmpDate	Contract Completion Date	Date/Time	N/A	NO		Program	SFD	
MR	BAC Management Reserve	Decimal	15	NO		Program	MR	
MRLRE	EAC Management Reserve	Decimal	15	NO		Program	Estmr	Non-standard data element.
UB	BAC Undistributed Budget	Decimal	15	NO		Program	UB	
UBLRE	EAC Undistributed Budget	Decimal	15	NO		Program	Estub	Non-standard data element.
Contractor	Contractor Name	Text	40	NO		Program	Cont_Name	
ConStreet	Contractor Street Address	Text	40	NO		Program	Cont_Loc	
StatusDatePrior	End Date of Past Reporting Period	Date/Time	N/A	NO		Program	PD_Start	
Fee		Decimal	15	NO		Program	FEE	
RepName	Name of Authorized Contractor Representative	Text	50	NO		Program	Cont_repn	
RepTitle	Title of Authorized Contractor Representative	Text	50	NO		Program	Cont_rept	
OTBdate	OTB Date	Date/Time	N/A	NO		Program	Otb_date	
ProgName	DOE Program Name	Text	255	NO		Program	Prog_name	

Table 24: COBRA 4.X/5.0 Data Mapping Table (EV_MR_Log)

COBRA 4.X/5.0 Data Mapping Table (EV_MR_Log)								
Extraction Utility					Source	Table	Field	Comments
Field	Field Description	Type	Length	Required				
ProjectName	Project Identification Code	Text	50	YES	Extraction Utility	Sys_Config	Value	WHERE System = Cobra AND Category = Project AND IDKey = ProjectID
StatusDate	End Date of Current Reporting Period	Date/Time	N/A	YES	Extraction Utility	Sys_Config	Value	WHERE System = Cobra AND Category = Project AND IDKey = StatusDate
LogDate	Date when MR Change was made (or effective date)	Date/Time	N/A	YES		Baselog	Bbl_date	Add seconds if transactions happened on the same date
WBSNUM	WBS Element or ID - Leave Blank for OBS Reporting	Text	35	NO	Extraction Utility	CPR_Format1	WBSNUM	WHERE WBSLEVEL = 1
OBSNUM	OBS Element or ID -Leave Blank for WBS Reporting	Text	50	NO	Extraction Utility	CPR_Format2	OBSNUM	WHERE OBSLEVEL = 1
ActNam	Activity MR was applied to - Leave Blank if not reporting to Activity Level	Text	16	NO				Currently not being collected
ResNam	Resource MR was applied to - Leave blank if not reporting to resource level	Text	20	NO				Currently not being collected
CCREDIT	Amount of Credit to MR	Decimal	15	YES	Logic	Baselog	Debit, Credit, Amount	IF CREDIT = MR Code Value AND AMOUNT > 0, OR IF DEBIT = MR Code Value AND AMOUNT < 0
CDEBIT	Amount of Debit to MR	Decimal	15	YES	Logic	Baselog	Debit, Credit, Amount	IF DEBIT = MR Code Value AND AMOUNT > 0, OR IF CREDIT = MR Code Value AND AMOUNT < 0
CBALANCE	Balance of MR after change	Decimal	15	YES	Calculated	Baselog		STARTING BALANCE = AMOUNT WHERE CREDIT = MR Code Value AND DEBIT = NULL. BALANCE = BALANCE of previous transaction + CREDIT - DEBIT
Narrative	Text Description of MR change	Memo	N/A	NO		Baselog	LogComment	
Document	Document Attachment - optional	OLE Object	N/A	NO				Currently not supported.

Table 25: COBRA 4.X/5.0 Data Mapping Table (EV_Timephased)

COBRA 4.X/5.0 Data Mapping Table (EV_Timephased)								
Extraction Utility					Source	Table	Field	Comments
Field	Field Description	Type	Length	Required				
ProjectName	Project Identification Code	Text	50	YES	Extraction Utility	Sys_Config	Value	WHERE System = Cobra AND Category = Project AND IDKey = ProjectID
StatusDate	End Date of Current Reporting Period	Date/Time	N/A	YES	Extraction Utility	Sys_Config	Value	WHERE System = Cobra AND Category = Project AND IDKey = StatusDate
WBSNUM	WBS Element or ID - Leave Blank if Only OBS Reporting	Text	35	NO	Logic	Bdndetl Cawp (if user-defined)	Breakfile Code (or user-defined)	WHERE Breakfile = Value from Sys_Config WHERE System = Cobra AND Category = ProjectBreakFiile AND IDKey = WBSBREAKFILE User can define WBS Source in Sys_Config Value field WHERE System = Cobra AND Category = ProjectBreakFile AND IDKey = WBSCODE
OBSNUM	OBS Element or ID - Leave Blank for WBS Only Reporting	Text	50	NO	Logic	Bdndetl Cawp (if user-defined)	Breakfile Code (or user-defined)	WHERE Breakfile = Value from Sys_Config WHERE System = Cobra AND Category = ProjectBreakFiile AND IDKey = OBSBREAKFILE User can define WBS Source in Sys_Config Value field WHERE System = Cobra AND Category = ProjectBreakFile AND IDKey = OBSCODE
ActNam	Activity Name - Leave Blank if Not reporting to Activity Level	Text	16	NO				Currently not being collected
ResNam	Resource Name - Leave blank if not reporting to Resource Level	Text	20	NO				Currently not being collected
Period	End Date of Period Where Each Cost Is Time phased	Date/Time	N/A	YES		Fiscdetl	Fsc_date	
WBSDesc	WBS Description - Title Left Blank for OBS Only	Text	254	NO		Bdndetl	Codedesc	
OBSDesc	OBS Description - Title Left Blank for WBS Only	Text	254	NO		Bdndetl	Codedesc	

COBRA 4.X/5.0 Data Mapping Table (EV_Timephased)

Extraction Utility					Source	Table	Field	Comments
Field	Field Description	Type	Length	Required				
CINBCWS	Cost Incremental Planned Value/BCWS	Decimal	15	YES	Logic	Tphase	EU.Sys_Config.Value WHERE System = Cobra AND Category = Project AND IDKey = CostSource	WHERE Tphase.Class = (EU.Sys_Config.Value WHERE System = Cobra AND Category = ProjectCostSet AND IDKey = BCWS
CINBCWP	Cost Incremental Earned Value/BCWP - No Future Values from Time Now/Status Date	Decimal	15	YES	Logic	Tphase	EU.Sys_Config.Value WHERE System = Cobra AND Category = Project AND IDKey = CostSource	WHERE Tphase.Class = (EU.Sys_Config.Value WHERE System = Cobra AND Category = ProjectCostSet AND IDKey = BCWP
CINACWP	Cost Incremental Actual Value/ACWP - No Future Values from Time Now/Status Date	Decimal	15	YES	Logic	Tphase	EU.Sys_Config.Value WHERE System = Cobra AND Category = Project AND IDKey = CostSource	WHERE Tphase.Class = (EU.Sys_Config.Value WHERE System = Cobra AND Category = ProjectCostSet AND IDKey = ACWP
CINCETC	Cost Incremental ETC - Only Future Values from Time Now/Status Date	Decimal	15	YES	Logic	Tphase	EU.Sys_Config.Value WHERE System = Cobra AND Category = Project AND IDKey = CostSource	WHERE Tphase.Class = (EU.Sys_Config.Value WHERE System = Cobra AND Category = ProjectCostSet AND IDKey = ETC
QINBCWS	Quantity Incremental Planned Value/BCWS	Decimal	15	NO	Logic	Tphase	EU.Sys_Config.Value WHERE System = Cobra AND Category = Project AND IDKey = QtySource	WHERE Tphase.Class = (EU.Sys_Config.Value WHERE System = Cobra AND Category = ProjectCostSet AND IDKey = BCWS
QINBCWP	Quantity Incremental Earned Value/BCWP -No Future Values from Time Now/Status Date	Decimal	15	NO	Logic	Tphase	EU.Sys_Config.Value WHERE System = Cobra AND Category = Project AND IDKey = QtySource	WHERE Tphase.Class = (EU.Sys_Config.Value WHERE System = Cobra AND Category = ProjectCostSet AND IDKey = BCWP
QINACWP	Quantity Incremental Actual Value/ACWP - No Future Values from Time Now/Status Date	Decimal	15	NO	Logic	Tphase	EU.Sys_Config.Value WHERE System = Cobra AND Category = Project AND IDKey = QtySource	WHERE Tphase.Class = (EU.Sys_Config.Value WHERE System = Cobra AND Category = ProjectCostSet AND IDKey = ACWP
QINCETC	Quantity Incremental ETC - Only Future Values from Time Now/Status Date	Decimal	15	NO	Logic	Tphase	EU.Sys_Config.Value WHERE System = Cobra AND Category = Project AND IDKey = QtySource	WHERE Tphase.Class = (EU.Sys_Config.Value WHERE System = Cobra AND Category = ProjectCostSet AND IDKey = ETC

Table 26: COBRA 4.X/5.0 Data Mapping Table (EV_ Var_Analysis_OBS)

COBRA 4.X/5.0 Data Mapping Table (EV_ Var_Analysis_OBS)								
Extraction Utility					Source	Table	Field	Comments
Field	Field Description	Type	Length	Required				
ProjectName	Project Identification Code	Text	50	YES	Extraction Utility	Sys_Config	Value	WHERE System = Cobra AND Category = Project AND IDKey = ProjectID
StatusDate	End Date of Current Reporting Period	Date/Time	N/A	YES	Extraction Utility	Sys_Config	Value	WHERE System = Cobra AND Category = Project AND IDKey = StatusDate
OBSNUM	OBS Element or ID	Text	50	YES				Currently Not Supported
CINCSV	Incremental Schedule Variance	Decimal	15	NO				Calculated in Dekker PMIS/PARS II
CINCCV	Incremental Cost Variance	Decimal	15	NO				Calculated in Dekker PMIS/PARS II
CINCSP1	Incremental Schedule Performance Index	Decimal	15	NO				Calculated in Dekker PMIS/PARS II
CINCCP1	Incremental Cost Performance Index	Decimal	15	NO				Calculated in Dekker PMIS/PARS II
CCUMSV	Cumulative Schedule Variance	Decimal	15	NO				Calculated in Dekker PMIS/PARS II
CCUMCV	Cumulative Cost Variance	Decimal	15	NO				Calculated in Dekker PMIS/PARS II
CCUMSP1	Cumulative Schedule Performance Index	Decimal	15	NO				Calculated in Dekker PMIS/PARS II
CCUMCP1	Cumulative Cost Performance Index	Decimal	15	NO				Calculated in Dekker PMIS/PARS II
CVAC	Variance At Complete	Decimal	15	NO				Calculated in Dekker PMIS/PARS II
CIEAC1	Independent Estimate At Complete 1	Decimal	15	NO				Calculated in Dekker PMIS/PARS II
IEAC1Meth	Method of Calculation for IEAC 1	Text	50	NO				Calculated in Dekker PMIS/PARS II
CIEAC2	Independent Estimate At Complete 2	Decimal	15	NO				Calculated in Dekker PMIS/PARS II
IEAC2Meth	Method of Calculation for IEAC 2	Text	50	NO				Calculated in Dekker PMIS/PARS II
CIEAC3	Independent Estimate At Complete 3	Decimal	15	NO				Calculated in Dekker PMIS/PARS II
IEAC3Meth	Method of Calculation for IEAC 3	Text	50	NO				Calculated in Dekker PMIS/PARS II
CIEAC4	Independent Estimate At Complete 4	Decimal	15	NO				Calculated in Dekker PMIS/PARS II
IEAC4Meth	Method of Calculation for IEAC 4	Text	50	NO				Calculated in Dekker PMIS/PARS II
CIEAC5	Independent Estimate At Complete 5	Decimal	15	NO				Calculated in Dekker PMIS/PARS II

COBRA 4.X/5.0 Data Mapping Table (EV_ Var_Analysis_OBS)

Extraction Utility					Source	Table	Field	Comments
Field	Field Description	Type	Length	Required				
IEAC5Meth	Method of Calculation for IEAC 5	Text	50	NO				Calculated in Dekker PMIS/PARS II
Narrative	Text of Variance Analysis	Memo	N/A	NO				Currently Not Supported
Document	Document Attachment optional	OLE Object	N/A	NO				Currently Not Supported

Table 27: COBRA 4.X/5.0 Data Mapping Table (EV_ Var_Analysis_WBS)

COBRA 4.X/5.0 Data Mapping Table (EV_ Var_Analysis_WBS)

Extraction Utility					Source	Table	Field	Comments
Field	Field Description	Type	Length	Required				
ProjectName	Project Identification Code	Text	50	YES	Extraction Utility	Sys_Config	Value	WHERE System = Cobra AND Category = Project AND IDKey = ProjectID
StatusDate	End Date of Current Reporting Period	Date/Time	N/A	YES	Extraction Utility	Sys_Config	Value	WHERE System = Cobra AND Category = Project AND IDKey = StatusDate
WBSNUM	WBS Element or ID	Text	35	YES		Narrtext	Code	
CINCSV	Incremental Schedule Variance	Decimal	15	NO				Calculated in Dekker PMIS/PARS II
CINCCV	Incremental Cost Variance	Decimal	15	NO				Calculated in Dekker PMIS/PARS II
CINCSPi	Incremental Schedule Performance Index	Decimal	15	NO				Calculated in Dekker PMIS/PARS II
CINCCPi	Incremental Cost Performance Index	Decimal	15	NO				Calculated in Dekker PMIS/PARS II
CCUMSV	Cumulative Schedule Variance	Decimal	15	NO				Calculated in Dekker PMIS/PARS II
CCUMCV	Cumulative Cost Variance	Decimal	15	NO				Calculated in Dekker PMIS/PARS II
CCUMSPi	Cumulative Schedule Performance Index	Decimal	15	NO				Calculated in Dekker PMIS/PARS II
CCUMCPi	Cumulative Cost Performance Index	Decimal	15	NO				Calculated in Dekker PMIS/PARS II
CVAC	Variance At Complete	Decimal	15	NO				Calculated in Dekker PMIS/PARS II
CIEAC1	Independent Estimate At Complete 1	Decimal	15	NO				Calculated in Dekker PMIS/PARS II

COBRA 4.X/5.0 Data Mapping Table (EV_ Var_Analysis_WBS)

Extraction Utility					Source	Table	Field	Comments
Field	Field Description	Type	Length	Required				
IEAC1Meth	Method of Calculation for IEAC 1	Text	50	NO				Calculated in Dekker PMIS/PARS II
CIEAC2	Independent Estimate At Complete 2	Decimal	15	NO				Calculated in Dekker PMIS/PARS II
IEAC2Meth	Method of Calculation for IEAC 2	Text	50	NO				Calculated in Dekker PMIS/PARS II
CIEAC3	Independent Estimate At Complete 3	Decimal	15	NO				Calculated in Dekker PMIS/PARS II
IEAC3Meth	Method of Calculation for IEAC 3	Text	50	NO				Calculated in Dekker PMIS/PARS II
CIEAC4	Independent Estimate At Complete 4	Decimal	15	NO				Calculated in Dekker PMIS/PARS II
IEAC4Meth	Method of Calculation for IEAC 4	Text	50	NO				Calculated in Dekker PMIS/PARS II
CIEAC5	Independent Estimate At Complete 5	Decimal	15	NO				Calculated in Dekker PMIS/PARS II
IEAC5Meth	Method of Calculation for IEAC 5	Text	50	NO				Calculated in Dekker PMIS/PARS II
Narrative	Text of Variance Analysis	Memo	N/A	NO		Narrtext	Narr_text	
Document	Document Attachment optional	OLE Object	N/A	NO				Currently Not Supported

2.3.4 Oracle Primavera P6 Database Requirements

2.3.4.1 Primavera P6 Staging Mapping Table

The Primavera P6 Staging Mapping table as shown in Table 28 serves as the system configuration table for the Primavera database. Table 28 illustrates the description, purpose, and notes/comments associated with the table.

2.3.4.2 Project Schedule – Activity Information (Schedule_Activity)

The Schedule_Activity table is used to store key schedule information for each activity from both, baseline and current schedules. Data such as start/finish dates, floats, and durations are collected and attached to each activity. Activities that exist only in the current or baseline schedule will have data from the appropriate schedule populated leaving all other fields NULL.

See Table 29 for detailed fields, information, and mapping.

2.3.4.3 Project Schedule – Schedule Relationship (Schedule_Relationship)

The Schedule_Relationship table is used to store relationship information between activities in a schedule for both baseline and current schedules. Relationships that exist only in the current or baseline schedule will have data from the appropriate schedule populated leaving all other fields NULL.

See Table 30 for detailed fields, information, and mapping.

Table 28: PRIMAVERA P6 Staging Table Definition

PRIMAVERA P6 Staging Table Definition			
Table	Description	Purpose	Comments
Sys_P6_ActvCode	Data Staging Table for Primavera P6 ACTVCODE table from Current Period Schedule XER file, OR Current Period Schedule Oracle tables	To organize Primavera data in MS Access table format and establish relationship between Account Code and Account Code Type for Current Schedule	Table is only populated if EU.Sys_Config.Value field is NOT NULL WHERE System = P6 AND Category = Project AND (IDKey = OBS OR IDKey = WBS)
Sys_P6_ActvCode_BAS		Table is not being used in Primavera P6 data extraction process at this time	OBS/WBS Structure and OBS to WBS to Task relationship is defined from Current Schedule
Sys_P6_ActvCodeType	Data Staging Table for Primavera P6 ACTVTYPE table from Current Period Schedule XER file, OR Current Period Schedule Oracle tables	To organize Primavera data in MS Access table format and define Account Code Types for Current Schedule	Table is only populated if EU.Sys_Config.Value field is NOT NULL WHERE System = P6 AND Category = Project AND (IDKey = OBS OR IDKey = WBS)
Sys_P6_ActvCodeType_BAS		Table is not being used in Primavera P6 data extraction process at this time	OBS/WBS Structure and OBS to WBS to Task relationship is defined from Current Schedule
Sys_P6_OBS	Data Staging Table for Primavera P6 OBS table from Current Period Schedule XER file, OR Current Period Schedule Oracle tables	To organize Primavera data in MS Access table format and define OBS Structure for Current Schedule	
Sys_P6_OBS_BAS		Table is not being used in Primavera P6 data extraction process at this time	OBS Structure and OBS to Task relationship is defined from the Current Schedule
Sys_P6_Project	Data Staging Table for Primavera P6 PROJECT table from Current Period Schedule XER file, OR Current Period Schedule Oracle tables	To organize Primavera data in MS Access table format and support definition of Project to Task relationship in Current Schedule	
Sys_P6_Project_BAS	Data Staging Table for Primavera P6 PROJECT table from Baseline Schedule XER file, OR Baseline Schedule Oracle tables	To organize Primavera data in MS Access table format and support definition of Project to Task relationship in Baseline Schedule	
Sys_P6_ProjectType		Table is not being used in Primavera P6 data extraction process at this time	
Sys_P6_Task	Data Staging Table for Primavera P6 TASK table from Current Period Schedule XER file, OR Current Period Schedule Oracle tables	To organize Primavera data in MS Access table format and define Detailed Task Information for Current Schedule	
Sys_P6_Task_BAS	Data Staging Table for Primavera P6 TASK table from Baseline Schedule XER file, OR Baseline Schedule Oracle tables	To organize Primavera data in MS Access table format and define Detailed Task Information for Baseline Schedule	
Sys_P6_TaskActv	Data Staging Table for Primavera P6 TASKACTV table from Current Period Schedule XER file, OR Current Period Schedule Oracle tables	To organize Primavera data in MS Access table format and establish relationship between Account Code, Account Code Type, and Task for Current Schedule	Table is only populated if EU.Sys_Config.Value field is NOT NULL WHERE System = P6 AND Category = Project AND (IDKey = OBS OR IDKey = WBS)
Sys_P6_TaskActv_BAS		Table is not being used in Primavera P6 data extraction process at this time	OBS/WBS Structure and OBS to WBS to Task relationship is defined from the Current Schedule
Sys_P6_TaskPred	Data Staging Table for Primavera P6 TASKPRED table from Current Period Schedule XER file, OR Current Period Schedule Oracle tables	To organize Primavera data in MS Access table format and define Predecessor/Successor relationship between Tasks in Current Schedule	

PRIMAVERA P6 Staging Table Definition

Table	Description	Purpose	Comments
Sys_P6_TaskPred_BAS	Data Staging Table for Primavera P6 TASKPRED table from Baseline Schedule XER file, OR Baseline Schedule Oracle tables	To organize Primavera data in MS Access table format and define Predecessor/Successor relationship between Tasks in Baseline Schedule	
Sys_P6_WBS	Data Staging Table for Primavera P6 PROJWBS table from Current Period Schedule XER file, OR Current Period Schedule Oracle tables	To organize Primavera data in MS Access table format and define WBS Structure for Current Schedule	Field wbs_fqn is added and valid WBS element is defined from wbs_short_name field. Wbs_fqn field is set to NULL if EU.Sys_Config.Value is NOT NULL WHERE System = P6 AND Category = Project AND IDKey = WBS
Sys_P6_WBS_BAS		Table is not being used in Primavera P6 data extraction process at this time	WBS Structure and WBS to Task relationship is defined from Current Schedule

Table 29: PRIMAVERA P6 Data Mapping Table (Schedule_Activity)

PRIMAVERA P6 Data Mapping Table (Schedule_Activity)

Extraction Utility					Source	Table	Field	Comments
Field	Field Description	Type	Length	Required				
ProjectName	Project Identification Code	Text	50	YES	Extraction Utility	Sys_P6_Project Sys_P6_Project_BAS	Proj_short_name	IF Activity exists in CURRENT, Sys_P6_Project ELSE Sys_P6_Project_BAS
StatusDate	End Date of Current Reporting Period	Date/Time	N/A	YES	Extraction Utility	Sys_Config	Value	WHERE System = P6 AND Category = Project AND IDKey = StatusDate
ActNam	Activity Name or Code or ID	Text	50	YES	Link	Sys_P6_Task Sys_P6_Task_BAS	Task_code	IF Activity exists in CURRENT, Sys_P6_Project ELSE Sys_P6_Project_BAS
ActDesc	Activity Description	Text	254	NO	Link	Sys_P6_Task Sys_P6_Task_BAS	Task_name	IF Activity exists in CURRENT, Sys_P6_Project ELSE Sys_P6_Project_BAS
WBSNUM	WBS Element - Description will be referred to from CPR or Time phased Formats	Text	35	NO	Logic	Sys_P6_WBS Sys_P6_ActvCode	Wbs_fqn Short_name	IF EU.Sys_Config.Value <> "1" WHERE System = P6 AND Category = Project AND IDKey = WBSSource Sys_P6_ActvCode.Short_name, ELSE Sys_P6_WBS.wbs_fqn

PRIMAVERA P6 Data Mapping Table (Schedule_Activity)

Extraction Utility					Source	Table	Field	Comments
Field	Field Description	Type	Length	Required				
OBSNUM	OBS Element - Description will be referred to from CPR or Time phased Formats	Text	50	NO	Logic	Sys_P6_OBS Sys_P6_ActvCode	Obs_name Short_name	IF EU.Sys_Config.Value <> "" WHERE System = P6 AND Category = Project AND IDKey = OBS Sys_P6_ActvCode.short_name, ELSE Sys_P6_OBS.obs_name
ActType	Activity Type: A =Activity S = Summary M = Milestone H = Hammock	Text	1	YES	Logic	Sys_P6_Task	Task_type	TT_MILE = M TT_FINMILE = M TT_LOE = S TT_WBS = S TT_TASK = A TT_RESC = A
CUR_StrCon	Current Start Constraint: SNE = Start No Earlier SNL = Start No Later SON = Start On ACS = Actual Start)	Text	3	NO	Logic	Sys_P6_Task	Act_start_date Cstr_type	IF act_start_date NOT NULL, ACS CS_MANDSTART = SON CS_MSO = SON CS_MSOA = SNE CS_MSOB = SNL
CUR_StrConDate	Current Start Constraint Date	Date/Time	N/A	NO	Logic	Sys_P6_Task	Act_start_date Cstr_type Cstr_date Target_start_date	IF act_start_date NOT NULL, act_start_date IF Cstr_type = CS_MANDSTART OR CS_MSO OR CS_MSOA OR CS_MSOB, cstr_date ELSE target_start_date
CUR_FinCon	Current Finish Constraint: FNE = Finish No Earlier FNL = Finish No Later FON = Finish On ACF = Actual Finish)	Text	3	NO	Logic	Sys_P6_Task	Act_end_date Cstr_type	IF act_end_date NOT NULL, ACF CS_MANDFIN = FON CS_MEO = FON CS_MEOA = FNE CS_MEOB = FNL
CUR_FinConDate	Current Finish Constraint Date	Date/Time	N/A	NO	Logic	Sys_P6_Task	Act_end_date Cstr_type Cstr_date Target_end_date Early_end_date	IF act_end_date NOT NULL, act_end_date IF Cstr_type = CS_MANDFIN OR CS_MEO OR CS_MEOA OR CS_MEOB, cstr_date ELSE target_start_date IF Cstr_type NULL AND early_end_date NOT NULL, early_end_date
CUR_ESDate	Current Early Start Date	Date/Time	N/A	NO	Logic	Sys_P6_Task	Early_start_date Act_start_date Target_start_date	If one is NULL, go to NEXT

PRIMAVERA P6 Data Mapping Table (Schedule_Activity)

Extraction Utility					Source	Table	Field	Comments
Field	Field Description	Type	Length	Required				
CUR_EFDate	Current Early Finish Date	Date/Time	N/A	NO	Logic	Sys_P6_Task	Early_end_date Act_end_date Target_end_date	If one is NULL, go to NEXT
CUR_LSDate	Current Late Start Date	Date/Time	N/A	NO	Logic	Sys_P6_Task	Late_start_date Act_start_date Target_start_date	If one is NULL, go to NEXT
CUR_LFDate	Current Late Finish Date	Date/Time	N/A	NO	Logic	Sys_P6_Task	Late_end_date Act_end_date Target_end_date	If one is NULL, go to NEXT
CUR_FreeFlt	Current Free Float (In Days)	Long Integer	15	NO	Calculation	Sys_P6_Task	Free_float_hr_cnt / 8	Convert from hours to days, assuming 8hour work day
CUR_TtIFlt	Current Total Float (In Days)	Long Integer	15	NO	Calculation	Sys_P6_Task	Total_float_hr_cnt / 8	Convert from hours to days, assuming 8hour work day
CUR_Crit	Current Critical Path	Yes/No	N/A	N/A		Sys_P6_Task	driving_path_flag	
CUR_OrgDur	Current Original Duration (In Days)	Long Integer	15	NO	Calculation	Sys_P6_Task	Target_drtn_hr_cnt / 8	Convert from hours to days, assuming 8 hour work day
CUR_RemDur	Current Remaining Duration (In Days)	Long Integer	15	NO	Calculation	Sys_P6_Task	Remain_drtn_hr_cnt / 8	Convert from hours to days, assuming 8 hour work day
CUR_PctCmp	Current Percent	Decimal	5	NO		Sys_P6_Task	phys_complete_pct	
BAS_StrCon	Baseline Start Constraint: SNE = Start No Earlier SNL = Start No Later SON = Start On ACS = Actual Start)	Text	3	NO	Logic	Sys_P6_Task_BAS	Cstr_type	CS_MANDSTART = SON CS_MSO = SON CS_MSOA = SNE CS_MSOB = SNL NULL = ""
BAS_StrConDate	Baseline Start Constraint Date	Date/Time	N/A	NO	Logic	Sys_P6_Task_BAS	Target_start_date Cstr_type Cstr_date	IF Cstr_type = CS_MANDSTART OR CS_MSO OR CS_MSOA OR CS_MSOB, cstr_date ELSE target_start_date
BAS_FinCon	Baseline Finish Constraint: FNE = Finish No Earlier FNL = Finish No Later FON = Finish On ACF = Actual Finish)	Text	3	NO	Logic	Sys_P6_Task_BAS	Cstr_type	CS_MANDFIN = FON CS_MEO = FON CS_MEOA = FNE CS_MEOB = FNL NULL = ""
BAS_FinConDate	Baseline Finish Constraint Date	Date/Time	N/A	NO	Logic	Sys_P6_Task_BAS	Cstr_type Cstr_date Target_end_date Early_end_date	IF Cstr_type = CS_MANDFIN OR CS_MEO OR CS_MEOA OR CS_MEOB, cstr_date ELSE target_start_date IF Cstr_type NULL AND early_end_date NOT NULL, early_end_date
BAS_ESDate	Baseline EarlyStart Date	Date/Time	N/A	NO	Logic	Sys_P6_Task_BAS	Early_start_date Target_start_date	If one is NULL, go to NEXT

PRIMAVERA P6 Data Mapping Table (Schedule_Activity)

Extraction Utility					Source	Table	Field	Comments
Field	Field Description	Type	Length	Required				
BAS_EFDate	Baseline Early Finish Date	Date/Time	N/A	NO	Logic	Sys_P6_Task_BAS	Early_end_date Target_end_date	If one is NULL, go to NEXT
BAS_LSDate	Baseline Late Start Date	Date/Time	N/A	NO	Logic	Sys_P6_Task_BAS	Late_start_date Target_start_date	
BAS_LFDate	Baseline Late Finish Date	Date/Time	N/A	NO	Logic	Sys_P6_Task_BAS	Late_end_date Target_end_date	
BAS_FreeFlt	Baseline Free Float (In Days)	Long Integer	15	NO	Calculation	Sys_P6_Task_BAS	Free_float_hr_cnt / 8	Convert from hours to days, assuming 8-hour work day
BAS_TtIFlt	Baseline Total Float (In Days)	Long Integer	15	NO	Calculation	Sys_P6_Task_BAS	Total_float_hr_cnt / 8	Convert from hours to days, assuming 8-hour work day
BAS_Crit	Baseline Critical Path	Yes/No	N/A	N/A		Sys_P6_Task_BAS	driving_path_flag	
BAS_OrgDur	Baseline Original Duration (In Days)	Long Integer	15	NO	Calculation	Sys_P6_Task_BAS	Target_drtn_hr_cnt / 8	Convert from hours to days, assuming 8 hour work day
BAS_RemDur	Baseline Remaining Duration (In Days)	Long Integer	15	NO	Calculation	Sys_P6_Task_BAS	Remain_drtn_hr_cnt / 8	Convert from hours to days, assuming 8 hour work day
BAS_PctCmp	Baseline Percent	Decimal	5	NO		Sys_P6_Task_BAS	phys_complete_pct	

Table 30: PRIMAVERA P6 Data Mapping Table (Schedule_Relationship)

PRIMAVERA P6 Data Mapping Table (Schedule_Relationship)

Extraction Utility					Source	Table	Field	Comments
Field	Field Description	Type	Length	Required				
ProjectName	Project Identification Code	Text	50	YES	Extraction Utility	Sys_P6_Project Sys_P6_Project_BAS	Proj_short_name	IF Activity exists in CURRENT, Sys_P6_Project ELSE Sys_P6_Project_BAS
StatusDate	End Date of Current Reporting Period	Date/Time	N/A	YES	Extraction Utility	Sys_Config	Value	WHERE System = P6 AND Category = Project AND IDKey = StatusDate

PRIMAVERA P6 Data Mapping Table (Schedule_Relationship)

Extraction Utility					Source	Table	Field	Comments
Field	Field Description	Type	Length	Required				
ActNam	Predecessor Activity Name or Code	Text	50	YES	Link	Sys_P6_Task Sys_P6_TaskPred Sys_P6_Task_BAS Sys_P6_TaskPred_BAS	Task_code	IF Activity exists in CURRENT, Sys_P6_Task.Task_code WHERE Sys_P6_Task.task_id = Sys_P6_TaskPred.task_id, ELSE Sys_P6_Task_BAS.Task_code WHERE Sys_P6_Task_BAS.task_id = Sys_P6_TaskPred_BAS.task_id
ActNamRel	Successor Activity Name or Code	Text	50	YES	Link	Sys_P6_Task Sys_P6_TaskPred Sys_P6_Task_BAS Sys_P6_TaskPred_BAS	Task_code	IF Activity exists in CURRENT, Sys_P6_Task.Task_code WHERE Sys_P6_Task.task_id = Sys_P6_TaskPred.pred_task_id ELSE Sys_P6_Task_BAS.Task_code WHERE Sys_P6_Task_BAS.task_id = Sys_P6_TaskPred_BAS .pred_task_id
CUR_RelType	Current Relationship Type: FS=Finish to Start SS=Start to Start FF=Finish to Finish SF=Start to Finish HS=Hammock Start HF=Hammock Finish	Text	2	YES	Calculation	Sys_P6_TaskPred	Pred_type	Use LAST 2 CHARACTERS of the Primavera field value
CUR_Lag	Current Lag (positive)/Lead (negative)	Long Integer	15	YES	Calculation	Sys_P6_TaskPred	Lag_hr_cnt / 8	Convert from hours to days, assuming 8hour work day
BAS_RelType	Baseline Relationship Type: FS=Finish to Start SS=Start to Start FF=Finish to Finish SF=Start to Finish HS=Hammock Start HF=Hammock Finish	Text	2	YES	Calculation	Sys_P6_TaskPred_BAS	Pred_type	Use LAST 2 CHARACTERS of the Primavera field value
BAS_Lag	Baseline Lag (positive)/Lead (negative)	Long Integer	15	YES	Calculation	Sys_P6_TaskPred_BAS	Lag_hr_cnt / 8	Convert from hours to days, assuming 8hour work day

2.3.5 Oracle Primavera P3 Database Requirements

2.3.5.1 Project Schedule – Activity Information (Schedule_Activity)

The Schedule_Activity table is used to store key schedule information for each activity from both baseline and current schedules. Data such as start/finish dates, floats, and durations is collected and attached to each activity. Activities that only exist in either the current OR baseline schedules will have data from the appropriate schedule populated leaving all other fields NULL.

See Table 31 for detailed fields, information, and mapping.

2.3.5.2 Project Schedule – Schedule Relationship (Schedule_Relationship)

The Schedule_Relationship table is used to store relationship information between activities in a schedule for both baseline and current schedules. Relationships that only exist in either the current OR baseline schedules will have data from the appropriate schedule populated leaving all other fields NULL.

See Table 32 for detailed fields, information, and mapping.

Table 31: PRIMAVERA P3 Data Mapping Table (Schedule_Activity)

PRIMAVERA P3 Data Mapping Table (Schedule_Activity)								
Extractor					Source	Table	Field	Comments
Field	Field Description	Type	Length	Required				
ProjectName	Project Identification Code	Text	50	YES				<DBF File Name, Current>
StatusDate	End Date of Current Reporting Period	Date/Time	N/A	YES	Extraction Utility	Sys_Config	Value	WHERE System = P3 AND Category = Project AND IDKey = StatusDate
ActNam	Activity Name or Code or ID	Text	50	YES		<DBF File Name, Current>	Act	Match <DBF File Name, Current>.Act to <DBF File Name, Baseline>.Act to derive Baseline Values
ActDesc	Activity Description	Text	254	NO		<DBF File Name, Current>	Title	
WBSNUM	WBS Element - Description will be referred to from CPR or Time phased Formats	Text	35	NO	Link	EV_CPR_Format1 <DBF File Name, Current>	WBSNUM	WHERE Replace(EV_CPR_Format1.WBSNUM, ".", ",") = <DBF File Name>.Wbs
OBSNUM	OBS Element - Description will be referred to from CPR or Time phased Formats	Text	50	NO		<DBF File Name, Current>	Resp	
ActType	Activity Type: A = Activity S = Summary M = Milestone H = Hammock	Text	1	YES	Logic	<DBF File Name, Current>	Con, Od, Es, Ef	IF Con = HA, Then H IF Od = 0 OR Es IsNULL OR Ef IsNULL, Then M Else A
CUR_StrCon	Current Start Constraint: SNE = Start No Earlier SNL = Start No Later SON = Start On ACS = Actual Start)	Text	3	NO	Logic	<DBF File Name, Current>	As, Econ, Lcon	IF As Not NULL, Then ACS IF Econ = ES, Then SNE IF Econ = ON, Then SON IF Lcon = LS, Then SNL Else NULL
CUR_StrConDate	Current Start Constraint Date	Date/Time	N/A	NO	Logic	<DBF File Name, Current>	As, Econd, Lcond	IF As Not NULL, Then As IF Econ Not NULL, Then Econd IF Lcon Not NULL, Then Lcond Else ES or LS
CUR_FinCon	Current Finish Constraint: FNE = Finish No Earlier FNL = Finish No Later FON = Finish On ACF = Actual Finish	Text	3	NO	Logic	<DBF File Name, Current>	Af, Econ, Lcon	IF Af Not NULL, Then ACF IF Econ = EF, Then FNE IF Lcon = LF, Then FNL Else NULL
CUR_FinConDate	Current Finish Constraint Date	Date/Time	N/A	NO	Logic	<DBF File Name, Current>	Af, Econd, Lcond	IF Af Not NULL, Then Af IF Econ Not NULL, Then Econd IF Lcon Not NULL, Then Lcond Else EF or LF

PRIMAVERA P3 Data Mapping Table (Schedule_Activity)

Extractor					Source	Table	Field	Comments
Field	Field Description	Type	Length	Required				
CUR_ESDate	Current Early Start Date	Date/Time	N/A	NO	Logic	<DBF File Name, Current>	Es, Ef	IF Es NULL, Then Ef Else Es
CUR_EFDate	Current Early Finish Date	Date/Time	N/A	NO	Logic	<DBF File Name, Current>	Es, Ef	IF Ef NULL, Then Ed Else Ef
CUR_LSDate	Current Late Start Date	Date/Time	N/A	NO	Logic	<DBF File Name, Current>	Es, Ef	IF Ls NULL, Then Lf Else Ls
CUR_LFDate	Current Late Finish Date	Date/Time	N/A	NO	Logic	<DBF File Name, Current>	Es, Ef	IF Lf NULL, Then Ls Else Lf
CUR_FreeFlt	Current Free Float (In Days)	Long Integer	15	NO		<DBF File Name, Current>	Ff	
CUR_TtFlt	Current Total Float (In Days)	Long Integer	15	NO		<DBF File Name, Current>	Tf	
CUR_Crit	Current Critical Path	Yes/No	N/A	N/A	Logic	<DBF File Name, Current>	Tf	IF Tf <= 0 Then TRUE Else FALSE
CUR_OrgDur	Current Original Duration (In Days)	Long Integer	15	NO		<DBF File Name, Current>	Od	
CUR_RemDur	Current Remaining Duration (In Days)	Long Integer	15	NO		<DBF File Name, Current>	Rd	
CUR_PctCmp	Current Percent	Decimal	5	NO		<DBF File Name, Current>	Pct	
BAS_StrCon	Baseline Start Constraint: SNE = Start No Earlier SNL = Start No Later SON = Start On ACS = Actual Start	Text	3	NO	Logic	<DBF File Name, Baseline>	Econ, Lcon	IF Econ = ES, Then SNE IF Econ = ON, Then SON IF Lcon = LS, Then SNL Else NULL
BAS_StrConDate	Baseline Start Constraint Date	Date/Time	N/A	NO	Logic	<DBF File Name, Baseline>	Econd, Lcond	IF Econ Not NULL, Then Econd IF Lcon Not NULL, Then Lcond Else Es or LS
BAS_FinCon	Baseline Finish Constraint: FNE = Finish No Earlier FNL = Finish No Later FON = Finish On ACF = Actual Finish	Text	3	NO	Logic	<DBF File Name, Baseline>	Econ, Lcon	IF Econ = EF, Then FNE IF Lcon = LF, Then FNL Else NULL
BAS_FinConDate	Baseline Finish Constraint Date	Date/Time	N/A	NO	Logic	<DBF File Name, Baseline>	Econd, Lcond	IF Econ Not NULL, Then Econd IF Lcon Not NULL, Then Lcond Else EF or LF
BAS_ESDate	Baseline EarlyStart Date	Date/Time	N/A	NO	Logic	<DBF File Name, Baseline>	Es, Ef	IF Es NULL, Then Ef Else Es
BAS_EFDate	Baseline Early Finish Date	Date/Time	N/A	NO	Logic	<DBF File Name, Baseline>	Es, Ef	IF Ef NULL, Then Ed Else Ef
BAS_LSDate	Baseline Late Start Date	Date/Time	N/A	NO	Logic	<DBF File Name, Baseline>	Es, Ef	IF Ls NULL, Then Lf Else Ls

PRIMAVERA P3 Data Mapping Table (Schedule_Activity)

Extractor					Source	Table	Field	Comments
Field	Field Description	Type	Length	Required				
BAS_LFDate	Baseline Late Finish Date	Date/Time	N/A	NO	Logic	<DBF File Name, Baseline>	Es, Ef	IF Lf NULL, Then Ls Else Lf
BAS_FreeFlt	Baseline Free Float (In Days)	Long Integer	15	NO		<DBF File Name, Baseline>	Ff	
BAS_TtIFlt	Baseline Total Float (In Days)	Long Integer	15	NO		<DBF File Name, Baseline>	Tf	
BAS_Crit	Baseline Critical Path	Yes/No	N/A	N/A	Logic	<DBF File Name, Baseline>	Tf	IF Tf <= 0 Then TRUE Else FALSE
BAS_OrgDur	Baseline Original Duration (In Days)	Long Integer	15	NO		<DBF File Name, Baseline>	Od	
BAS_RemDur	Baseline Remaining Duration (In Days)	Long Integer	15	NO		<DBF File Name, Baseline>	Rd	
BAS_PctCmp	Baseline Percent	Decimal	5	NO		<DBF File Name, Baseline>	Pct	

Table 32: PRIMAVERA P3 Data Mapping Table (Schedule_Relationship)

PRIMAVERA P3 Data Mapping Table (Schedule_Relationship)

Extractor					Source	Table	Field	Comments
Field	Field Description	Type	Length	Required				
ProjectName	Project Identification Code	Text	50	YES				<DBF File Name, Current>
StatusDate	End Date of Current Reporting Period	Date/Time	N/A	YES	Extraction Utility	Sys_Config	Value	WHERE System = P3 AND Category = Project AND IDKey = StatusDate
ActNam	Predecessor Activity Name or Code	Text	50	YES		<DBF File Name, Current>	Act	Match <DBF File Name, Current>.Act = <DBF File Name, Current>.Act AND <DBF File Name, Current>.Suc <DBF File Name, Current>.Suc to derive Baseline Values
ActNamRel	Successor Activity Name or Code	Text	50	YES		<DBF File Name, Current>	Suc	

PRIMAVERA P3 Data Mapping Table (Schedule_Relationship)

Extractor					Source	Table	Field	Comments
Field	Field Description	Type	Length	Required				
CUR_RelType	Current Relationship Type: FS=Finish to Start SS=Start to Start FF=Finish to Finish SF=Start to Finish HS=Hammock Start HF=Hammock Finish	Text	2	YES		<DBF File Name, Current>	Rel	
CUR_Lag	Current Lag (positive)/Lead (negative)	Long Integer	15	YES		<DBF File Name, Current>	Lag	
BAS_RelType	Baseline Relationship Type: FS=Finish to Start SS=Start to Start FF=Finish to Finish SF=Start to Finish HS=Hammock Start HF=Hammock Finish	Text	2	YES		<DBF File Name, Baseline>	Rel	
BAS_Lag	Baseline Lag (positive)/Lead (negative)	Long Integer	15	YES		<DBF File Name, Baseline>	Lag	

2.3.6 Custom BJC PCMS Project Management System Database Requirements

2.3.6.1 Contract Performance Report Format 1 (EV_CPR_Format1 table)

The EV_CPR_Format1 table serves as the cornerstone of the WBS Structure, where WBS Elements and Parent/Child relationships are defined. In addition, it is used to store Current Period, Cumulative To-Date, and At-Complete cost and quantity data for each WBS Element at the lowest level of their corresponding WBS leg. All COTS EVM systems store EVM elements across periods of performance. The CPR tables created by BJC PCMS are ancillary to the time series data. All Current Period, Cumulative To-Date, and At-Complete data are derivative of Extracted time-phased data from PCMS tables. All tables that reference WBS Elements should have a corresponding WBS Element in the EV_CPR_Format1 table.

See Table 33 for detailed fields, information, and mapping.

2.3.6.2 Contract Performance Report Format 2 (EV_CPR_Format2 table)

The EV_CPR_Format2 table serves as the cornerstone of the OBS Structure, where OBS Elements and Parent/Child relationships are defined. In addition, it is used to store Current Period, Cumulative To-Date, and At-Complete cost and quantity data for each OBS Element at the lowest level of their corresponding OBS leg. All COTS EVM systems store EVM elements across periods of performance. The CPR tables created by PCMS are ancillary to the time series data. All Current Period, Cumulative To-Date, and At-Complete data are derivative of Extracted time-phased data from PCMS tables. All tables that reference OBS Elements should have a corresponding OBS Element in the EV_CPR_Format2 table.

PCMS does not maintain an OBS structure therefore, only top level OBS elements, as specified by the user, are entered in the EV_CPR_Format2 table.

See Table 34 for detailed fields, information, and mapping.

2.3.6.3 Cost Performance Header Information (EV_CPR_Header table)

The EV_CPR_Header table is used to store contract and project level information such as contract number and type, current period management reserve balance, current period undistributed budget balance, best-worst-most likely estimates at complete, contractor information and POC, etc.

PCMS does not maintain project-level information within its system tables therefore, data must be populated manually through the data entry screen provided as part of the Extraction Module.

See Table 35 for detailed fields, information, and mapping.

2.3.6.4 Management Reserve Log (EV_MR_Log table)

The EV_MR_Log table is used to store details of all debits and credits to Management Reserve, including details of the transaction and WBS/OBS elements affected by the transaction. All transactions reported within the contractor's system will be included in the extraction.

PCMS stores transactions with the resulting BALANCE of the MR Account after a transaction has been processed. The DEBIT or CREDIT value of the transaction will be derived from the difference in the BALANCE before and after the transaction.

See Table 36 for detailed fields, information, and mapping.

2.3.6.5 Earned Value Time-phased Data (EV_Timephased table)

The EV_Timephased table is used to store Incremental Earned Value data (BCWS, BCWP, ACWP, and ETC), both cost and quantity, for each of the WBS and OBS Elements for all periods from planned start date (first period where BCWS exists) to expected finish date (last period where ETC exists).

See Table 37 for detailed fields, information, and mapping.

2.3.6.6 Variance Analysis by OBS (EV_Var_Analysis_OBS table)

The EV_Var_Analysis_OBS table is used to store narratives on Cause of Variance, Corrective Actions, Project Impact, and Explanation. PCMS only has the capability of storing VAR Narratives by WBS therefore, this table cannot be populated from this system.

See Table 38 for detailed fields, information, and mapping.

2.3.6.7 Variance Analysis by WBS (EV_Var_Analysis_WBS table)

The EV_Var_Analysis_WBS table is used to store narratives on Cause of Variance, Corrective Actions, Project Impact, and Explanation. These narratives are collected at each reporting WBS Element or from all levels where narratives exist, as defined by the user. Variance Data is calculated in Dekker PMIS/PARS II using Earned Value data stored in the EV_CPR_Format1 table of the Extraction Utility.

See Table 39 for detailed fields, information, and mapping.

2.3.6.8 Responsibility Assignment Matrix (EV_RAM), Risk Log (Risk_Log)

The Responsibility Assignment Matrix and Risk Log data are currently not required and are not being populated by the Extraction Utility for upload into Dekker PMIS/PARS II.

Table 33: BJC PCMS Data Mapping Table (EV_CPR_Format1)

BJC PCMS Data Mapping Table (EV_CPR_Format1)								
Extraction Utility					Source	Table	Field	Comments
Field	Field Description	Type	Length	Required				
ProjectName	Project Identification Code	Text	50	YES	Extraction Utility	Sys_Config	Value	WHERE System = BJC AND Category = Project AND IDKey = ProjectID
StatusDate	End Date of Current Reporting Period	Date/Time	N/A	YES	Extraction Utility	Sys_Config	Value	WHERE System = BJC AND Category = Project AND IDKey = StatusDate
WBSNUM	WBS Element or ID	Text	35	YES		tbl_WBS_Dictionary	WBS	
WBSDesc	WBS Description	Text	254	NO		tbl_WBS_Dictionary	WBDI_WBS_FOR ECAST_TITLE	
WBSParent	Parent WBS Element - Leave Blank for top level WBS (there should be only one top level WBS)	Text	35	NO	Logic	tbl_WBS_Dictionary	WBS	Determined by WBS Template in Sys_Config.Value WHERE System = BJC AND Category = ProjectMisc AND IDKey = WBSParLvlTemplate
WBSLevel	Level in WBS Structure	Long Integer	15	YES	Logic	tbl_WBS_Dictionary	WBS	Determined by WBS Template in Sys_Config.Value WHERE System = BJC AND Category = ProjectMisc AND IDKey = WBSParLvlTemplate
CINBCWS	Cost Incremental Planned Value/BCWS (current period)	Decimal	15	YES	Extraction Utility	EV_Timephased	CINBCWS	WHERE EV_Timephased.Period = Sys_Config.StatusDate SET TO 0, if Period <> StatusDate
CINBCWP	Cost Incremental Earned Value/BCWP (current period)	Decimal	15	YES	Extraction Utility	EV_Timephased	CINBCWP	WHERE EV_Timephased.Period = Sys_Config.StatusDate SET TO 0, if Period <> StatusDate
CINACWP	Cost Incremental Actual Value/ACWP (current period)	Decimal	15	YES	Extraction Utility	EV_Timephased	CINACWP	WHERE EV_Timephased.Period = Sys_Config.StatusDate SET TO 0, if Period <> StatusDate
CCUMBCWS	Cost Cumulative Planned Value/BCWS (to date)	Decimal	15	YES	Extraction Utility	EV_Timephased	SUM(CINBCWS)	WHERE EV_Timephased.Period <= Sys_Config.StatusDate
CCUMBCWP	Cost Cumulative Earned Value/BCWP (to date)	Decimal	15	YES	Extraction Utility	EV_Timephased	SUM(CINBCWP)	WHERE EV_Timephased.Period <= Sys_Config.StatusDate
CCUMACWP	Cost Cumulative Actual Value/ACWP (to date)	Decimal	15	YES	Extraction Utility	EV_Timephased	SUM(CINACWP)	WHERE EV_Timephased.Period <= Sys_Config.StatusDate
CBAC	Cost Budget At Complete	Decimal	15	YES	Extraction Utility	EV_Timephased	SUM(CINBCWS)	
CEAC	Cost Estimate At Complete	Decimal	15	YES	Extraction Utility	EV_Timephased	SUM(CINACWP) + SUM(CINCEC)	

BJC PCMS Data Mapping Table (EV_CPR_Format1)

Extraction Utility					Source	Table	Field	Comments
Field	Field Description	Type	Length	Required				
CETC	Cost Estimate To Complete	Decimal	15	YES	Extraction Utility	EV_Timephased	SUM(CINCETC)	WHERE EV_Timephased.Period > Sys_Config.StatusDate
CRPGVAR	Cost Reprogramming Adjustment To Variance	Decimal	15	NO				Currently Not Supported
CRPGBCWS	Cost Reprogramming Adjustment To Budget	Decimal	15	NO				Currently Not Supported
QINCBCWS	Quantity Incremental Planned Value/BCWS (current period)	Decimal	15	NO	Extraction Utility	EV_Timephased	QINCBCWS	WHERE EV_Timephased.Period = Sys_Config.StatusDate SET TO 0, if Period <> StatusDate
QINCBCWP	Quantity Incremental Earned Value/BCWP (current period)	Decimal	15	NO	Extraction Utility	EV_Timephased	QINCBCWP	WHERE EV_Timephased.Period = Sys_Config.StatusDate SET TO 0, if Period <> StatusDate
QINCACWP	Quantity Incremental Actual Value/ACWP (current period)	Decimal	15	NO	Extraction Utility	EV_Timephased	QINCACWP	WHERE EV_Timephased.Period = Sys_Config.StatusDate SET TO 0, if Period <> StatusDate
QCUMBCWS	Quantity Cumulative Planned Value/BCWS (to date)	Decimal	15	NO	Extraction Utility	EV_Timephased	SUM(QINCBCWS)	WHERE EV_Timephased.Period <= Sys_Config.StatusDate
QCUMBCWP	Quantity Cumulative Earned Value/BCWP (to date)	Decimal	15	NO	Extraction Utility	EV_Timephased	SUM(QINCBCWP)	WHERE EV_Timephased.Period <= Sys_Config.StatusDate
QCUMACWP	Quantity Cumulative Actual Value/ACWP (to date)	Decimal	15	NO	Extraction Utility	EV_Timephased	SUM(QINCACWP)	WHERE EV_Timephased.Period <= Sys_Config.StatusDate
QBAC	Quantity Budget At Complete	Decimal	15	NO	Extraction Utility	EV_Timephased	SUM(QINCBCWS)	
QEAC	Quantity Estimate At Complete	Decimal	15	NO	Extraction Utility	EV_Timephased	SUM(QINCACWP) + SUM(QINCETC)	
QETC	Quantity Estimate To Complete	Decimal	15	NO	Extraction Utility	EV_Timephased	SUM(QINCETC)	WHERE EV_Timephased.Period > Sys_Config.StatusDate
QRPGVAR	Quantity Reprogramming Adjustment To Variance	Decimal	15	NO				Currently Not Supported
QRPGBCWS	Quantity Reprogramming Adjustment To Budget	Decimal	15	NO				Currently Not Supported

Table 34: BJC PCMS Data Mapping Table (EV_ CPR_Format2)

BJC PCMS Data Mapping Table (EV_ CPR_Format2)								
Extraction Utility					Source	Table	Field	Comments
Field	Field Description	Type	Length	Required				
ProjectName	Project Identification Code	Text	50	YES	Extraction Utility	Sys_Config	Value	WHERE System = BJC AND Category = Project AND IDKey = ProjectID
StatusDate	End Date of Current Reporting Period	Date/Time	N/A	YES	Extraction Utility	Sys_Config	Value	WHERE System = BJC AND Category = Project AND IDKey = StatusDate
OBSNUM	OBS Element or ID	Text	50	YES	Extraction Utility	Sys_Config	Value	WHERE System = BJC AND Category = ProjectMisc AND IDKey = OBSTopLevelID
OBSDesc	OBS Description	Text	254	NO	Extraction Utility	Sys_Config	Value	WHERE System = BJC AND Category = ProjectMisc AND IDKey = OBSTopLevelDescription
OBSParent	Parent OBS Element - Leave Blank for top level OBS (there should be only one top level WBS)	Text	50	NO				Left Blank. Only top level data is available.
OBSLevel	Level in OBS Structure	Long Integer	15	YES				Always = 1
CINBCWS	Cost Incremental Planned Value/BCWS (current period)	Decimal	15	YES	Extraction Utility	EV_Timephased	CINBCWS	WHERE EV_Timephased.Period = Sys_Config.StatusDate SET TO 0, if Period <> StatusDate
CINBCWP	Cost Incremental Earned Value/BCWP (current period)	Decimal	15	YES	Extraction Utility	EV_Timephased	CINBCWP	WHERE EV_Timephased.Period = Sys_Config.StatusDate SET TO 0, if Period <> StatusDate
CINCACWP	Cost Incremental Actual Value/ACWP (current period)	Decimal	15	YES	Extraction Utility	EV_Timephased	CINCACWP	WHERE EV_Timephased.Period = Sys_Config.StatusDate SET TO 0, if Period <> StatusDate
CCUMBCWS	Cost Cumulative Planned Value/BCWS (to date)	Decimal	15	YES	Extraction Utility	EV_Timephased	SUM(CINBCWS)	WHERE EV_Timephased.Period <= Sys_Config.StatusDate
CCUMBCWP	Cost Cumulative Earned Value/BCWP (to date)	Decimal	15	YES	Extraction Utility	EV_Timephased	SUM(CINBCWP)	WHERE EV_Timephased.Period <= Sys_Config.StatusDate
CCUMACWP	Cost Cumulative Actual Value/ACWP (to date)	Decimal	15	YES	Extraction Utility	EV_Timephased	SUM(CINCACWP)	WHERE EV_Timephased.Period <= Sys_Config.StatusDate
CBAC	Cost Budget At Complete	Decimal	15	YES	Extraction Utility	EV_Timephased	SUM(CINBCWS)	
CEAC	Cost Estimate At Complete	Decimal	15	YES	Extraction Utility	EV_Timephased	SUM(CINCACWP) + SUM(CINCETC)	
CETC	Cost Estimate To Complete	Decimal	15	YES	Extraction Utility	EV_Timephased	SUM(CINCETC)	WHERE EV_Timephased.Period > Sys_Config.StatusDate

BJC PCMS Data Mapping Table (EV_CPR_Format2)

Extraction Utility					Source	Table	Field	Comments
Field	Field Description	Type	Length	Required				
CRPGVAR	Cost Reprogramming Adjustment To Variance	Decimal	15	NO				Currently Not Supported
CRPGBCWS	Cost Reprogramming Adjustment To Budget	Decimal	15	NO				Currently Not Supported
QINBCWS	Quantity Incremental Planned Value/BCWS (current period)	Decimal	15	NO	Extraction Utility	EV_Timephased	QINBCWS	WHERE EV_Timephased.Period = Sys_Config.StatusDate SET TO 0, if Period <> StatusDate
QINBCWP	Quantity Incremental Earned Value/BCWP (current period)	Decimal	15	NO	Extraction Utility	EV_Timephased	QINBCWP	WHERE EV_Timephased.Period = Sys_Config.StatusDate SET TO 0, if Period <> StatusDate
QINCACWP	Quantity Incremental Actual Value/ACWP (current period)	Decimal	15	NO	Extraction Utility	EV_Timephased	QINCACWP	WHERE EV_Timephased.Period = Sys_Config.StatusDate SET TO 0, if Period <> StatusDate
QCUMBCWS	Quantity Cumulative Planned Value/BCWS (to date)	Decimal	15	NO	Extraction Utility	EV_Timephased	SUM(QINBCWS)	WHERE EV_Timephased.Period <= Sys_Config.StatusDate
QCUMBCWP	Quantity Cumulative Earned Value/BCWP (to date)	Decimal	15	NO	Extraction Utility	EV_Timephased	SUM(QINBCWP)	WHERE EV_Timephased.Period <= Sys_Config.StatusDate
QCUMACWP	Quantity Cumulative Actual Value/ACWP (to date)	Decimal	15	NO	Extraction Utility	EV_Timephased	SUM(QINCACWP)	WHERE EV_Timephased.Period <= Sys_Config.StatusDate
QBAC	Quantity Budget At Complete	Decimal	15	NO	Extraction Utility	EV_Timephased	SUM(QINBCWS)	
QEAC	Quantity Estimate At Complete	Decimal	15	NO	Extraction Utility	EV_Timephased	SUM(QINCACWP) + SUM(QINCETC)	
QETC	Quantity Estimate To Complete	Decimal	15	NO	Extraction Utility	EV_Timephased	SUM(QINCETC)	WHERE EV_Timephased.Period > Sys_Config.StatusDate
QRPVAR	Quantity Reprogramming Adjustment To Variance	Decimal	15	NO				Currently Not Supported
QRPBCWS	Quantity Reprogramming Adjustment To Budget	Decimal	15	NO				Currently Not Supported

Table 35: BJC PCMS Data Mapping Table (EV_CPR_Header)

BJC PCMS Data Mapping Table (EV_CPR_Header)								
Extraction Utility					Source	Table	Field	Comments
Field	Field Description	Type	Length	Required				
ProjectName	Project Identification Code	Text	50	YES	Extraction Utility	Sys_Config	Value	WHERE System = BJC AND Category = Project AND IDKey = ProjectID
StatusDate	End Date of Current Reporting Period	Date/Time	N/A	YES	Extraction Utility	Sys_Config	Value	WHERE System = BJC AND Category = Project AND IDKey = StatusDate
ProjDsc	Project Description	Text	254	NO	User Input			
ConNum	Contract Number	Text	50	NO	User Input			
ConTyp	Contract Type: CPAF=Cost Plus Award Fee CPFF=Cost Plus Fixed Fee CPIF=Cost Plus Incentive Fee CPP=Cost Plus Percentage FPE=Fixed Price Escalation FPI=Fixed Price Incentive FFP=Firm Fixed Price T&M=Time and Materials	Text	4	NO	User Input			
ProgType	Program Type (RDT&E, Production, RDT&E and Production, Advanced Design, Demonstration Validation, Full Scale Development, etc)	Text	50	NO	User Input			
Security	Security Classification (Competition Sensitive, Unclassified, Confidential, Secret, Top Secret)	Text	50	NO	User Input			
QCON	Quantity Contracted (For Production Contracts)	Long Integer	15	NO	User Input			
ShrNum	Share Number	Long Integer	15	NO	User Input			
ShrQut	Share Quotient	Long Integer	15	NO	User Input			
TrgtPct	Target Fee/Percent	Decimal	15	NO	User Input			
Factor	Factor for costs (100, 1000, 1000000, etc) - Applies to all tables	Long Integer	15	NO	User Input			
CNEGCST	Negotiated Cost	Decimal	15	NO	User Input			
CAUWCST	Authorized Unpriced Work	Decimal	15	NO	User Input			
CTGTPRC	Target Price	Decimal	15	NO	User Input			

BJC PCMS Data Mapping Table (EV_CPR_Header)

Extraction Utility					Source	Table	Field	Comments
Field	Field Description	Type	Length	Required				
CESTPRC	Estimated Price	Decimal	15	NO	User Input			
CCONCEIL	Contract Ceiling	Decimal	15	NO	User Input			
CESTCEIL	Estimated Contract Ceiling	Decimal	15	NO	User Input			
CTGTCST	Original Target Cost	Decimal	15	NO	User Input			
CNEGCHG	Negotiated Contract Changes	Decimal	15	NO	User Input			
CCONBGT	Contract Budget Base	Decimal	15	NO	User Input			
CTOTBGT	Total Allocated Budget	Decimal	15	NO	User Input			
CESTEACBEST	EAC Best Case Estimate	Decimal	15	NO	User Input			
CESTEACWRST	EAC Worst Case Estimate	Decimal	15	NO	User Input			
CESTEACLIKE	EAC Most Likely Estimate	Decimal	15	NO	User Input			
ConStrDate	Contract Start Date	Date/Time	N/A	NO	User Input			
EstCmpDate	Estimated Completion Date	Date/Time	N/A	NO	User Input			
ConDefDate	Contract Definitization Date	Date/Time	N/A	NO	User Input			
LstDelDate	Last Item Delivery Date	Date/Time	N/A	NO	User Input			
ConCmpDate	Contract Completion Date	Date/Time	N/A	NO	User Input			
MR	BAC Management Reserve	Decimal	15	NO	User Input			
MRLRE	EAC Management Reserve	Decimal	15	NO	User Input			
UB	BAC Undistributed Budget	Decimal	15	NO	User Input			
UBLRE	EAC Undistributed Budget	Decimal	15	NO	User Input			
Contractor	Contractor Name	Text	40	NO	User Input			
ConStreet	Contractor Street Address	Text	40	NO	User Input			
StatusDatePrior	End Date of Past Reporting Period	Date/Time	N/A	NO	User Input			
Fee		Decimal	15	NO	User Input			
RepName	Name of Authorized Contractor Representative	Text	50	NO	User Input			
RepTitle	Title of Authorized Contractor Representative	Text	50	NO	User Input			
OTBdate	OTB Date	Date/Time	N/A	NO	User Input			
ProgName	DOE Program Name	Text	255	NO	User Input			

Table 36: BJC PCMS Data Mapping Table (EV_MR_Log)

BJC PCMS Data Mapping Table (EV_MR_Log)								
Extraction Utility					Source	Table	Field	Comments
Field	Field Description	Type	Length	Required				
ProjectName	Project Identification Code	Text	50	YES	Extraction Utility	Sys_Config	Value	WHERE System = BJC AND Category = Project AND IDKey = ProjectID
StatusDate	End Date of Current Reporting Period	Date/Time	N/A	YES	Extraction Utility	Sys_Config	Value	WHERE System = BJC AND Category = Project AND IDKey = StatusDate
LogDate	Date when MR Change was made (or effective date)	Date/Time	N/A	YES		tbl_BCP_History_(MR)	BACH_DATE_MARKED_OFFICIAL	
WBSNUM	WBS Element or ID - Leave Blank for OBS Reporting	Text	35	NO	Extraction Utility	EV_CPR_Format1	WBSNUM	WHERE WBSLevel = 1
OBSNUM	OBS Element or ID -Leave Blank for WBS Reporting	Text	50	NO	Extraction Utility	Sys_Config	Value	WHERE System = BJC AND Category = ProjectMisc AND IDKey = OBSTopLevelID
ActNam	Activity MR was applied to - Leave Blank if not reporting to Activity Level	Text	16	NO				Currently not being collected
ResNam	Resource MR was applied to - Leave blank if not reporting to resource level	Text	20	NO				Currently not being collected
CCREDIT	Amount of Credit to MR	Decimal	15	YES	Calculation	tbl_BCP_History_(MR)	BACH_LIFE_CYCLE_BAC	DIFF in BALANCE before and after IF BALANCE < BALANCE from previous transaction
CDEBIT	Amount of Debit to MR	Decimal	15	YES	Calculation	tbl_BCP_History_(MR)	BACH_LIFE_CYCLE_BAC	DIFF in BALANCE before and after IF BALANCE >= BALANCE from previous transaction
CBALANCE	Balance of MR after change	Decimal	15	YES		tbl_BCP_History_(MR)	BACH_LIFE_CYCLE_BAC	
Narrative	Text Description of MR change	Memo	N/A	NO		tbl_BCP_History_(MR)	BACH_BCP_TITLE	
Document	Document Attachment - optional	OLE Object	N/A	NO				Currently not supported.

Table 37: BJC PCMS Data Mapping Table (EV_Timephased)

BJC PCMS Data Mapping Table (EV_Timephased)								
Extraction Utility					Source	Table	Field	Comments
Field	Field Description	Type	Length	Required				
ProjectName	Project Identification Code	Text	50	YES	Extraction Utility	Sys_Config	Value	WHERE System = BJC AND Category = Project AND IDKey = ProjectID
StatusDate	End Date of Current Reporting Period	Date/Time	N/A	YES	Extraction Utility	Sys_Config	Value	WHERE System = BJC AND Category = Project AND IDKey = StatusDate
WBSNUM	WBS Element or ID - Leave Blank if Only OBS Reporting	Text	35	NO		tbl_ACWP tbl_BCWP tbl_BCWS tbl_FCST	WBS	
OBSNUM	OBS Element or ID - Leave Blank for WBS Only Reporting	Text	50	NO	Extraction Utility	Sys_Config	Value	WHERE System = BJC AND Category = ProjectMisc AND IDKey = OBSTopLevelID
ActNam	Activity Name - Leave Blank if Not reporting to Activity Level	Text	16	NO				Currently not being collected
ResNam	Resource Name - Leave blank if not reporting to Resource Level	Text	20	NO				Currently not being collected
Period	End Date of Period Where Each Cost Is Time phased	Date/Time	N/A	YES		tbl_ACWP tbl_BCWP tbl_BCWS tbl_FCST	CAL_DATE	
WBSDesc	WBS Description - Title Left Blank for OBS Only	Text	254	NO				
OBSDesc	OBS Description - Title Left Blank for WBS Only	Text	254	NO				
CINBCWS	Cost Incremental Planned Value/BCWS	Decimal	15	YES		tbl_BCWS	BCWS_DOLLARS	
CINBCWP	Cost Incremental Earned Value/BCWP - No Future Values from Time Now/Status Date	Decimal	15	YES		tbl_BCWP	BCWP_DOLLARS	
CINACWP	Cost Incremental Actual Value/ACWP - No Future Values from Time Now/Status Date	Decimal	15	YES		tbl_ACWP	ACWP_DOLLARS	

BJC PCMS Data Mapping Table (EV_Timephased)

Extraction Utility					Source	Table	Field	Comments
Field	Field Description	Type	Length	Required				
CINCETC	Cost Incremental ETC - Only Future Values from Time Now/Status Date	Decimal	15	YES		tbl_FCST	FCST_DOLLARS	
QINBCWS	Quantity Incremental Planned Value/BCWS	Decimal	15	NO		tbl_BCWS	BCWS_HOURS	
QINBCWP	Quantity Incremental Earned Value/BCWP -No Future Values from Time Now/Status Date	Decimal	15	NO				Always = 0. PCMS does not report BCWP in hours.
QINACWP	Quantity Incremental Actual Value/ACWP - No Future Values from Time Now/Status Date	Decimal	15	NO		tbl_ACWP	ACWP_HOURS	
QINCETC	Quantity Incremental ETC - Only Future Values from Time Now/Status Date	Decimal	15	NO		tbl_FCST	FORE_HOURS	

Table 38: BJC PCMS Data Mapping Table (EV_Var_Analysis_OBS)

BJC PCMS Data Mapping Table (EV_Var_Analysis_OBS)

Extraction Utility					Source	Table	Field	Comments
Field	Field Description	Type	Length	Required				
ProjectName	Project Identification Code	Text	50	YES	Extraction Utility	Sys_Config	Value	WHERE System = BJC AND Category = Project AND IDKey = ProjectID
StatusDate	End Date of Current Reporting Period	Date/Time	N/A	YES	Extraction Utility	Sys_Config	Value	WHERE System = BJC AND Category = Project AND IDKey = StatusDate
OBSNUM	OBS Element or ID	Text	50	YES				Currently Not Supported
CINCSV	Incremental Schedule Variance	Decimal	15	NO				Calculated in Dekker PMIS/PARS II
CINCCV	Incremental Cost Variance	Decimal	15	NO				Calculated in Dekker PMIS/PARS II
CINCSP1	Incremental Schedule Performance Index	Decimal	15	NO				Calculated in Dekker PMIS/PARS II
CINCCPI	Incremental Cost Performance Index	Decimal	15	NO				Calculated in Dekker PMIS/PARS II

BJC PCMS Data Mapping Table (EV_Var_Analysis_OBS)

Extraction Utility					Source	Table	Field	Comments
Field	Field Description	Type	Length	Required				
CCUMSV	Cumulative Schedule Variance	Decimal	15	NO				Calculated in Dekker PMIS/PARS II
CCUMCV	Cumulative Cost Variance	Decimal	15	NO				Calculated in Dekker PMIS/PARS II
CCUMSPI	Cumulative Schedule Performance Index	Decimal	15	NO				Calculated in Dekker PMIS/PARS II
CCUMCPI	Cumulative Cost Performance Index	Decimal	15	NO				Calculated in Dekker PMIS/PARS II
CVAC	Variance At Complete	Decimal	15	NO				Calculated in Dekker PMIS/PARS II
CIEAC1	Independent Estimate At Complete 1	Decimal	15	NO				Calculated in Dekker PMIS/PARS II
IEAC1Meth	Method of Calculation for IEAC 1	Text	50	NO				Calculated in Dekker PMIS/PARS II
CIEAC2	Independent Estimate At Complete 2	Decimal	15	NO				Calculated in Dekker PMIS/PARS II
IEAC2Meth	Method of Calculation for IEAC 2	Text	50	NO				Calculated in Dekker PMIS/PARS II
CIEAC3	Independent Estimate At Complete 3	Decimal	15	NO				Calculated in Dekker PMIS/PARS II
IEAC3Meth	Method of Calculation for IEAC 3	Text	50	NO				Calculated in Dekker PMIS/PARS II
CIEAC4	Independent Estimate At Complete 4	Decimal	15	NO				Calculated in Dekker PMIS/PARS II
IEAC4Meth	Method of Calculation for IEAC 4	Text	50	NO				Calculated in Dekker PMIS/PARS II
CIEAC5	Independent Estimate At Complete 5	Decimal	15	NO				Calculated in Dekker PMIS/PARS II
IEAC5Meth	Method of Calculation for IEAC 5	Text	50	NO				Calculated in Dekker PMIS/PARS II
Narrative	Text of Variance Analysis	Memo	N/A	NO				Currently Not Supported
Document	Document Attachment - optional	OLE Object	N/A	NO				Currently Not Supported

Table 39: BJC PCMS Data Mapping Table (EV_ Var_Analysis_WBS)

BJC PCMS Data Mapping Table (EV_ Var_Analysis_WBS)								
Extraction Utility					Source	Table	Field	Comments
Field	Field Description	Type	Length	Required				
ProjectName	Project Identification Code	Text	50	YES	Extraction Utility	Sys_Config	Value	WHERE System = BJC AND Category = Project AND IDKey = ProjectID
StatusDate	End Date of Current Reporting Period	Date/Time	N/A	YES	Extraction Utility	Sys_Config	Value	WHERE System = BJC AND Category = Project AND IDKey = StatusDate
WBSNUM	WBS Element or ID	Text	35	YES		tbl_VAR	WBS	
CINCSV	Incremental Schedule Variance	Decimal	15	NO				Calculated in Dekker PMIS/PARS II
CINCCV	Incremental Cost Variance	Decimal	15	NO				Calculated in Dekker PMIS/PARS II
CINCSPi	Incremental Schedule Performance Index	Decimal	15	NO				Calculated in Dekker PMIS/PARS II
CINCCPi	Incremental Cost Performance Index	Decimal	15	NO				Calculated in Dekker PMIS/PARS II
CCUMSV	Cumulative Schedule Variance	Decimal	15	NO				Calculated in Dekker PMIS/PARS II
CCUMCV	Cumulative Cost Variance	Decimal	15	NO				Calculated in Dekker PMIS/PARS II
CCUMSPi	Cumulative Schedule Performance Index	Decimal	15	NO				Calculated in Dekker PMIS/PARS II
CCUMCPi	Cumulative Cost Performance Index	Decimal	15	NO				Calculated in Dekker PMIS/PARS II
CVAC	Variance At Complete	Decimal	15	NO				Calculated in Dekker PMIS/PARS II
CIEAC1	Independent Estimate At Complete 1	Decimal	15	NO				Calculated in Dekker PMIS/PARS II
IEAC1Meth	Method of Calculation for IEAC 1	Text	50	NO				Calculated in Dekker PMIS/PARS II
CIEAC2	Independent Estimate At Complete 2	Decimal	15	NO				Calculated in Dekker PMIS/PARS II
IEAC2Meth	Method of Calculation for IEAC 2	Text	50	NO				Calculated in Dekker PMIS/PARS II
CIEAC3	Independent Estimate At Complete 3	Decimal	15	NO				Calculated in Dekker PMIS/PARS II
IEAC3Meth	Method of Calculation for IEAC 3	Text	50	NO				Calculated in Dekker PMIS/PARS II
CIEAC4	Independent Estimate At Complete 4	Decimal	15	NO				Calculated in Dekker PMIS/PARS II
IEAC4Meth	Method of Calculation for IEAC 4	Text	50	NO				Calculated in Dekker PMIS/PARS II
CIEAC5	Independent Estimate At Complete 5	Decimal	15	NO				Calculated in Dekker PMIS/PARS II

BJC PCMS Data Mapping Table (EV_ Var_Analysis_WBS)

Extraction Utility					Source	Table	Field	Comments
Field	Field Description	Type	Length	Required				
IEAC5Meth	Method of Calculation for IEAC 5	Text	50	NO				Calculated in Dekker PMIS/PARS II
Narrative	Text of Variance Analysis	Memo	N/A	NO	Logic	tbl_VAR	WBVA_VARIANCE WBVA_VARIANCE_TYP E	WBVA_VARIANCE_TYPE determines type: 1 = SV Cause 2 = SV Impact 3 = SV Corrective Action 4 = CV Cause 5 = CV Impact 6 = CV Corrective Action
Document	Document Attachment - optional	OLE Object	N/A	NO				Currently Not Supported

2.3.7 Primavera Cost Manager Project Management System Database Requirements

2.3.7.1 Contract Performance Report Format 1 (EV_CPR_Format1 table)

The EV_CPR_Format1 table serves as the cornerstone of the WBS Structure, where WBS Elements and Parent/Child relationships are defined. In addition, it is used to store Current Period, Cumulative To-Date, and At-Complete cost and quantity data for each WBS Element at the lowest level of their corresponding WBS leg. All COTS EVM systems store EVM elements across periods of performance. The CPR tables created by Primavera Cost Manager are ancillary to the time series data. All Current Period, Cumulative To-Date, and At-Complete data are derivative of Extracted time-phased data from Cost Manager tables. All tables that reference WBS Elements should have a corresponding WBS Element in the EV_CPR_Format1 table.

See Table 40 for detailed fields, information, and mapping.

2.3.7.2 Contract Performance Report Format 2 (EV_CPR_Format2 table)

The EV_CPR_Format2 table serves as the cornerstone of the OBS Structure, where OBS Elements and Parent/Child relationships are defined. In addition, it is used to store Current Period, Cumulative To-Date, and At-Complete cost and quantity data for each OBS Element at the lowest level of their corresponding OBS leg. All COTS EVM systems store EVM elements across periods of performance. The CPR tables created by Primavera Cost Manager are ancillary to the time series data. All Current Period, Cumulative To-Date, and At-Complete data are derivative of Extracted time-phased data from Cost Manager tables. All tables that reference OBS Elements should have a corresponding OBS Element in the EV_CPR_Format2 table.

See Table 41 for detailed fields, information, and mapping.

2.3.7.3 Cost Performance Header Information (EV_CPR_Header table)

The EV_CPR_Header table is used to store contract and project level information such as contract number and type, current period management reserve balance, current period undistributed budget balance, best-worst-most likely estimates at complete, contractor information and POC, etc.

See Table 42 for detailed fields, information, and mapping.

2.3.7.4 Management Reserve Log (EV_MR_Log table)

The EV_MR_Log table is used to store details of all debits and credits to Management Reserve, including details of the transaction and WBS/OBS elements affected by the transaction. All transactions reported within the contractor's system will be included in the extraction.

Primavera Cost Manager does not maintain Management Reserve data in a format capable of being exported into source XML files that can be used by the Extraction Utility.

2.3.7.5 Earned Value Time-phased Data (EV_Timephased table)

The EV_Timephased table is used to store Incremental Earned Value data (BCWS, BCWP, ACWP, and ETC), both cost and quantity, for each of the WBS and OBS Elements for all periods from planned start date (first period where BCWS exists) to expected finish date (last period where ETC exists).

See Table 43 for detailed fields, information, and mapping.

2.3.7.6 Variance Analysis by OBS (EV_Var_Analysis_OBS table)

The EV_Var_Analysis_OBS table is used to store narratives on Cause of Variance, Corrective Actions, Project Impact, and Explanation. PCMS only has the capability of storing VAR Narratives by WBS therefore, this table cannot be populated from this system.

2.3.7.7 Variance Analysis by WBS (EV_Var_Analysis_WBS table)

The EV_Var_Analysis_WBS table is used to store narratives on Cause of Variance, Corrective Actions, Project Impact, and Explanation. These narratives are collected at each reporting WBS Element or from all levels where narratives exist, as defined by the user. Variance Data is calculated in Dekker PMIS/PARS II using Earned Value data stored in the EV_CPR_Format1 table of the Extraction Utility.

2.3.7.8 Responsibility Assignment Matrix (EV_RAM), Risk Log (Risk_Log)

Responsibility Assignment Matrix and Risk Log data are currently not required and are not being populated by the Extraction Utility for upload into Dekker PMIS/PARS II.

Table 40: PRIMAVERA COST MANAGER Data Mapping Table (EV_CPR_Format1)

PRIMAVERA COST MANAGER Data Mapping Table (EV_CPR_Format1)								
Extraction Utility					Source	XML Path / DB Table	XML Field / DB Field	Comments
Field	Field Description	Type	Length	Required				
ProjectName	Project Identification Code	Text	50	YES	Extraction Utility	Sys_Config	Value	WHERE System = PCM AND Category = Project AND IDKey = ProjectID
StatusDate	End Date of Current Reporting Period	Date/Time	N/A	YES	Extraction Utility	Sys_Config	Value	WHERE System = PCM AND Category = Project AND IDKey = StatusDate
WBSNUM	WBS Element or ID	Text	35	YES	wInSight XML	Elements Element	Wbs_num	WHERE st_id = Structures\Structure id WHERE Structures\Structure\StruName = WBS
WBSDesc	WBS Description	Text	254	NO	wInSight XML	Elements Element	LongDesc	
WBSParent	Parent WBS Element - Leave Blank for top level WBS (there should be only one top level WBS)	Text	35	NO	wInSight XML	Elements Element ParentID	ce_id	IF Elements\Element\ElemLevel = 1, THEN NULL ELSE Elements\Element\WbsNum WHERE Elements\Element id = ParentID ce_id
WBSLevel	Level in WBS Structure	Long Integer	15	YES	wInSight XML	Elements Element	ElemLevel	
CINBCWS	Cost Incremental Planned Value/BCWS (current period)	Decimal	15	YES	Extraction Utility	EV_Timephased	CINBCWS	WHERE EV_Timephased.Period = Sys_Config.StatusDate SET TO 0, if Period <> StatusDate
CINBCWP	Cost Incremental Earned Value/BCWP (current period)	Decimal	15	YES	Extraction Utility	EV_Timephased	CINBCWP	WHERE EV_Timephased.Period = Sys_Config.StatusDate SET TO 0, if Period <> StatusDate
CINACWP	Cost Incremental Actual Value/ACWP (current period)	Decimal	15	YES	Extraction Utility	EV_Timephased	CINACWP	WHERE EV_Timephased.Period = Sys_Config.StatusDate SET TO 0, if Period <> StatusDate
CCUMBCWS	Cost Cumulative Planned Value/BCWS (to date)	Decimal	15	YES	Extraction Utility	EV_Timephased	SUM(CINBCWS)	WHERE EV_Timephased.Period <= Sys_Config.StatusDate
CCUMBCWP	Cost Cumulative Earned Value/BCWP (to date)	Decimal	15	YES	Extraction Utility	EV_Timephased	SUM(CINBCWP)	WHERE EV_Timephased.Period <= Sys_Config.StatusDate
CCUMACWP	Cost Cumulative Actual Value/ACWP (to date)	Decimal	15	YES	Extraction Utility	EV_Timephased	SUM(CINACWP)	WHERE EV_Timephased.Period <= Sys_Config.StatusDate
CBAC	Cost Budget At Complete	Decimal	15	YES	Extraction Utility	EV_Timephased	SUM(CINBCWS)	IF Forecast XML not available, use formula in Sys_Config.Value WHERE System = PCM AND Category = Project AND IDKey = EACFormula

PRIMAVERA COST MANAGER Data Mapping Table (EV_CPR_Format1)

Extraction Utility					Source	XML Path / DB Table	XML Field / DB Field	Comments
Field	Field Description	Type	Length	Required				
CEAC	Cost Estimate At Complete	Decimal	15	YES	Extraction Utility	EV_Timephased	SUM(CINCACWP) + SUM(CINCETC)	IF Forecast XML not available, use formula: CEAC – CCUMACWP
CETC	Cost Estimate To Complete	Decimal	15	YES	Extraction Utility	EV_Timephased	SUM(CINCETC)	WHERE EV_Timephased.Period > Sys_Config.StatusDate
CRPGVAR	Cost Reprogramming Adjustment To Variance	Decimal	15	NO				Currently Not Supported
CRPGBCWS	Cost Reprogramming Adjustment To Budget	Decimal	15	NO				Currently Not Supported
QINCBCWS	Quantity Incremental Planned Value/BCWS (current period)	Decimal	15	NO	Extraction Utility	EV_Timephased	QINCBCWS	WHERE EV_Timephased.Period = Sys_Config.StatusDate SET TO 0, if Period <> StatusDate
QINCBCWP	Quantity Incremental Earned Value/BCWP (current period)	Decimal	15	NO	Extraction Utility	EV_Timephased	QINCBCWP	WHERE EV_Timephased.Period = Sys_Config.StatusDate SET TO 0, if Period <> StatusDate
QINCACWP	Quantity Incremental Actual Value/ACWP (current period)	Decimal	15	NO	Extraction Utility	EV_Timephased	QINCACWP	WHERE EV_Timephased.Period = Sys_Config.StatusDate SET TO 0, if Period <> StatusDate
QCUMBCWS	Quantity Cumulative Planned Value/BCWS (to date)	Decimal	15	NO	Extraction Utility	EV_Timephased	SUM(QINCBCWS)	WHERE EV_Timephased.Period <= Sys_Config.StatusDate
QCUMBCWP	Quantity Cumulative Earned Value/BCWP (to date)	Decimal	15	NO	Extraction Utility	EV_Timephased	SUM(QINCBCWP)	WHERE EV_Timephased.Period <= Sys_Config.StatusDate
QCUMACWP	Quantity Cumulative Actual Value/ACWP (to date)	Decimal	15	NO	Extraction Utility	EV_Timephased	SUM(QINCACWP)	WHERE EV_Timephased.Period <= Sys_Config.StatusDate
QBAC	Quantity Budget At Complete	Decimal	15	NO	Extraction Utility	EV_Timephased	SUM(QINCBCWS)	
QEAC	Quantity Estimate At Complete	Decimal	15	NO	Extraction Utility	EV_Timephased	SUM(QINCACWP) + SUM(QINCETC)	IF Forecast XML not available, use formula in Sys_Config.Value WHERE System = PCM AND Category = Project AND IDKey = EACFormula
QETC	Quantity Estimate To Complete	Decimal	15	NO	Extraction Utility	EV_Timephased	SUM(QINCETC)	IF Forecast XML not available, use formula: CEAC – CCUMACWP
QRPGVAR	Quantity Reprogramming Adjustment To Variance	Decimal	15	NO				Currently Not Supported
QRPGBCWS	Quantity Reprogramming Adjustment To Budget	Decimal	15	NO				Currently Not Supported

Table 41: PRIMAVERA COST MANAGER Data Mapping Table (EV_CPR_Format2)

PRIMAVERA COST MANAGER Data Mapping Table (EV_CPR_Format2)								
Extraction Utility					Source	XML Path / DB Table	XML Field / DB Field	Comments
Field	Field Description	Type	Length	Required				
ProjectName	Project Identification Code	Text	50	YES	Extraction Utility	Sys_Config	Value	WHERE System = PCM AND Category = Project AND IDKey = ProjectID
StatusDate	End Date of Current Reporting Period	Date/Time	N/A	YES	Extraction Utility	Sys_Config	Value	WHERE System = PCM AND Category = Project AND IDKey = StatusDate
OBSNUM	OBS Element or ID	Text	50	YES	wInSight XML	Elements Element	Wbs_num	WHERE st_id = Structures\Structure id WHERE Structures\Structure\StruName = OBS
OBSDesc	OBS Description	Text	254	NO	wInSight XML	Elements Element	LongDesc	
OBSParent	Parent OBS Element - Leave Blank for top level OBS (there should be only one top level WBS)	Text	50	NO	wInSight XML	Elements Element ParentID	ce_id	IF Elements\Element\ElemLevel = 1, THEN NULL ELSE Elements\Element\WbsNum WHERE Elements\Element id = ParentID ce_id
OBSLevel	Level in OBS Structure	Long Integer	15	YES	wInSight XML	Elements Element	ElemLevel	
CINBCWS	Cost Incremental Planned Value/BCWS (current period)	Decimal	15	YES	Extraction Utility	EV_Timephased	CINBCWS	WHERE EV_Timephased.Period = Sys_Config.StatusDate SET TO 0, if Period <> StatusDate
CINBCWP	Cost Incremental Earned Value/BCWP (current period)	Decimal	15	YES	Extraction Utility	EV_Timephased	CINBCWP	WHERE EV_Timephased.Period = Sys_Config.StatusDate SET TO 0, if Period <> StatusDate
CINCACWP	Cost Incremental Actual Value/ACWP (current period)	Decimal	15	YES	Extraction Utility	EV_Timephased	CINCACWP	WHERE EV_Timephased.Period = Sys_Config.StatusDate SET TO 0, if Period <> StatusDate
CCUMBCWS	Cost Cumulative Planned Value/BCWS (to date)	Decimal	15	YES	Extraction Utility	EV_Timephased	SUM(CINBCWS)	WHERE EV_Timephased.Period <= Sys_Config.StatusDate
CCUMBCWP	Cost Cumulative Earned Value/BCWP (to date)	Decimal	15	YES	Extraction Utility	EV_Timephased	SUM(CINBCWP)	WHERE EV_Timephased.Period <= Sys_Config.StatusDate
CCUMACWP	Cost Cumulative Actual Value/ACWP (to date)	Decimal	15	YES	Extraction Utility	EV_Timephased	SUM(CINCACWP)	WHERE EV_Timephased.Period <= Sys_Config.StatusDate
CBAC	Cost Budget At Complete	Decimal	15	YES	Extraction Utility	EV_Timephased	SUM(CINBCWS)	

PRIMAVERA COST MANAGER Data Mapping Table (EV_CPR_Format2)

Extraction Utility					Source	XML Path / DB Table	XML Field / DB Field	Comments
Field	Field Description	Type	Length	Required				
CEAC	Cost Estimate At Complete	Decimal	15	YES	Extraction Utility	EV_Timephased	SUM(CINCACWP) + SUM(CINCETC)	IF Forecast XML not available, use formula in Sys_Config.Value WHERE System = PCM AND Category = Project AND IDKey = EACFormula
CETC	Cost Estimate To Complete	Decimal	15	YES	Extraction Utility	EV_Timephased	SUM(CINCETC)	IF Forecast XML not available, use formula: CEAC – CCUMACWP
CRPGVAR	Cost Reprogramming Adjustment To Variance	Decimal	15	NO				Currently Not Supported
CRPGBCWS	Cost Reprogramming Adjustment To Budget	Decimal	15	NO				Currently Not Supported
QINCBCWS	Quantity Incremental Planned Value/BCWS (current period)	Decimal	15	NO	Extraction Utility	EV_Timephased	QINCBCWS	WHERE EV_Timephased.Period = Sys_Config.StatusDate SET TO 0, if Period <> StatusDate
QINCBCWP	Quantity Incremental Earned Value/BCWP (current period)	Decimal	15	NO	Extraction Utility	EV_Timephased	QINCBCWP	WHERE EV_Timephased.Period = Sys_Config.StatusDate SET TO 0, if Period <> StatusDate
QINCACWP	Quantity Incremental Actual Value/ACWP (current period)	Decimal	15	NO	Extraction Utility	EV_Timephased	QINCACWP	WHERE EV_Timephased.Period = Sys_Config.StatusDate SET TO 0, if Period <> StatusDate
QCUMBCWS	Quantity Cumulative Planned Value/BCWS (to date)	Decimal	15	NO	Extraction Utility	EV_Timephased	SUM(QINCBCWS)	WHERE EV_Timephased.Period <= Sys_Config.StatusDate
QCUMBCWP	Quantity Cumulative Earned Value/BCWP (to date)	Decimal	15	NO	Extraction Utility	EV_Timephased	SUM(QINCBCWP)	WHERE EV_Timephased.Period <= Sys_Config.StatusDate
QCUMACWP	Quantity Cumulative Actual Value/ACWP (to date)	Decimal	15	NO	Extraction Utility	EV_Timephased	SUM(QINCACWP)	WHERE EV_Timephased.Period <= Sys_Config.StatusDate
QBAC	Quantity Budget At Complete	Decimal	15	NO	Extraction Utility	EV_Timephased	SUM(QINCBCWS)	
QEAC	Quantity Estimate At Complete	Decimal	15	NO	Extraction Utility	EV_Timephased	SUM(QINCACWP) + SUM(QINCETC)	IF Forecast XML not available, use formula in Sys_Config.Value WHERE System = PCM AND Category = Project AND IDKey = EACFormula
QETC	Quantity Estimate To Complete	Decimal	15	NO	Extraction Utility	EV_Timephased	SUM(QINCETC)	IF Forecast XML not available, use formula: CEAC – CCUMACWP
QRPGVAR	Quantity Reprogramming Adjustment To Variance	Decimal	15	NO				Currently Not Supported
QRPGBCWS	Quantity Reprogramming Adjustment To Budget	Decimal	15	NO				Currently Not Supported

Table 42: PRIMAVERA COST MANAGER Data Mapping Table (EV_CPR_Header)

PRIMAVERA COST MANAGER Data Mapping Table (EV_CPR_Header)								
Extraction Utility					Source	XML Path / DB Table	XML Field / DB Field	Comments
Field	Field Description	Type	Length	Required				
ProjectName	Project Identification Code	Text	50	YES	Extraction Utility	Sys_Config	Value	WHERE System = PCM AND Category = Project AND IDKey = ProjectID
StatusDate	End Date of Current Reporting Period	Date/Time	N/A	YES	Extraction Utility	Sys_Config	Value	WHERE System = PCM AND Category = Project AND IDKey = StatusDate
ProjDsc	Project Description	Text	254	NO	wInSight XML	Contracts Contract	ContrName	
ConNum	Contract Number	Text	50	NO	wInSight XML	Contracts Contract	ContrNum	
ConTyp	Contract Type: CPAF=Cost Plus Award Fee CPFF=Cost Plus Fixed Fee CPIF=Cost Plus Incentive Fee CPP=Cost Plus Percentage FPE=Fixed Price Escalation FPI=Fixed Price Incentive FFP=Firm Fixed Price T&M=Time and Materials	Text	4	NO				Field not available in Cost Manager
ProgType	Program Type (RDT&E, Production, RDT&E and Production, Advanced Design, Demonstration Validation, Full Scale Development, etc)	Text	50	NO				Field not available in Cost Manager
Security	Security Classification (Competition Sensitive, Unclassified, Confidential, Secret, Top Secret)	Text	50	NO				Field not available in Cost Manager
QCON	Quantity Contracted (For Production Contracts)	Long Integer	15	NO	wInSight XML	Contracts Contract	ProdQty	
ShrNum	Share Number	Long Integer	15	NO	wInSight XML	Cprs	ShareAbove	
ShrQut	Share Quotient	Long Integer	15	NO	wInSight XML	Cprs	ShareBelow	
TrgtPct	Target Fee/Percent	Decimal	15	NO				Field not available in Cost Manager
Factor	Factor for costs (100, 1000, 1000000, etc) - Applies to all tables	Long Integer	15	NO				

PRIMAVERA COST MANAGER Data Mapping Table (EV_CPR_Header)

Extraction Utility					Source	XML Path / DB Table	XML Field / DB Field	Comments
Field	Field Description	Type	Length	Required				
CNEGST	Negotiated Cost	Decimal	15	NO	wInSight XML	Contracts Contract	NegCost	
CAUWCST	Authorized Unpriced Work	Decimal	15	NO	wInSight XML	Cprs	AuthUnpr	
CTGTPRC	Target Price	Decimal	15	NO	wInSight XML	Cprs	TgtPrice	
CESTPRC	Estimated Price	Decimal	15	NO	wInSight XML	Cprs	EstPrice	
CCONCEIL	Contract Ceiling	Decimal	15	NO	wInSight XML	Cprs	ContrCeiling	
CESTCEIL	Estimated Contract Ceiling	Decimal	15	NO	wInSight XML	Cprs	EstCeiling	
CTGTCST	Original Target Cost	Decimal	15	NO				Field not available in Cost Manager
CNEGCHG	Negotiated Contract Changes	Decimal	15	NO	wInSight XML	Cprs	TotalNegChg	
CCONBGT	Contract Budget Base	Decimal	15	NO	wInSight XML	Cprs	CBB	
CTOTBGT	Total Allocated Budget	Decimal	15	NO	wInSight XML	Cprs	TAB	
CESTEACBEST	EAC Best Case Estimate	Decimal	15	NO	wInSight XML	Cprs	EacMin	
CESTEACWRST	EAC Worst Case Estimate	Decimal	15	NO	wInSight XML	Cprs	EacMax	
CESTEACLIKE	EAC Most Likely Estimate	Decimal	15	NO	wInSight XML	Cprs	EacML	
ConStrDate	Contract Start Date	Date/Time	N/A	NO	wInSight XML	Contracts Contract	ContrStart	
EstCmpDate	Estimated Completion Date	Date/Time	N/A	NO	wInSight XML	Contracts Contract	CtrEstCompl	
ConDefDate	Contract Definitization Date	Date/Time	N/A	NO	wInSight XML	Contracts Contract	ContrDefinit	
LstDelDate	Last Item Delivery Date	Date/Time	N/A	NO	wInSight XML	Contracts Contract	CtrEstCompl	
ConCmpDate	Contract Completion Date	Date/Time	N/A	NO	wInSight XML	Contracts Contract	ContrCompl	
MR	BAC Management Reserve	Decimal	15	NO				Field not available in Cost Manager
MRLRE	EAC Management Reserve	Decimal	15	NO				Field not available in Cost Manager
UB	BAC Undistributed Budget	Decimal	15	NO	wInSight XML	Cprs	BUndBudg	
UBLRE	EAC Undistributed Budget	Decimal	15	NO	wInSight XML	Cprs	EUndBudg	

PRIMAVERA COST MANAGER Data Mapping Table (EV_CPR_Header)								
Extraction Utility					Source	XML Path / DB Table	XML Field / DB Field	Comments
Field	Field Description	Type	Length	Required				
Contractor	Contractor Name	Text	40	NO	wInSight XML	Contracts Contract	CtrName	
ConStreet	Contractor Street Address	Text	40	NO	wInSight XML	Contracts Contract	Address	
StatusDatePrior	End Date of Past Reporting Period	Date/Time	N/A	NO	wInSight XML	Cprs	RptStartDt	
Fee		Decimal	15	NO				Field not available in Cost Manager
RepName	Name of Authorized Contractor Representative	Text	50	NO	wInSight XML	Cprs	ApprName	
RepTitle	Title of Authorized Contractor Representative	Text	50	NO	wInSight XML	Cprs	ApprTitle	
OTBdate	OTB Date	Date/Time	N/A	NO				Field not available in Cost Manager
ProgName	DOE Program Name	Text	255	NO	wInSight XML	Contracts Contract	ProgName	

Table 43: PRIMAVERA COST MANAGER Data Mapping Table (EV_Timephased)

PRIMAVERA COST MANAGER Data Mapping Table (EV_Timephased)								
Extraction Utility					Source	XML Path / DB Table	XML Field / DB Field	Comments
Field	Field Description	Type	Length	Required				
ProjectName	Project Identification Code	Text	50	YES	Extraction Utility	Sys_Config	Value	WHERE System = PCM AND Category = Project AND IDKey = ProjectID
StatusDate	End Date of Current Reporting Period	Date/Time	N/A	YES	Extraction Utility	Sys_Config	Value	WHERE System = PCM AND Category = Project AND IDKey = StatusDate
WBSNUM	WBS Element or ID - Leave Blank if Only OBS Reporting	Text	35	NO	Baseline XML	import-task	l:WBS	Actual XML and Forecast XML have the same structure and i:WBS field from these XML files is used to verify that WBS exists in time phased data in Baseline XML.

PRIMAVERA COST MANAGER Data Mapping Table (EV_Timephased)

Extraction Utility					Source	XML Path / DB Table	XML Field / DB Field	Comments
Field	Field Description	Type	Length	Required				
OBSNUM	OBS Element or ID - Leave Blank for WBS Only Reporting	Text	50	NO	Baseline XML	import-task import-detail	i:organization	Actual XML and Forecast XML have the same structure and i:organization field from these XML files is used to verify that WBS exists in time phased data in Baseline XML.
ActNam	Activity Name - Leave Blank if Not reporting to Activity Level	Text	16	NO				Currently not being collected
ResNam	Resource Name - Leave blank if not reporting to Resource Level	Text	20	NO				Currently not being collected
Period	End Date of Period Where Each Cost Is Time phased	Date/Time	N/A	YES	Baseline XML Actual XML Forecast XML	import-task import-detail i:F (BCWS, ACWP, ETC) i:S (BCWP)	i:Y = YEAR i:P = MONTH	Each EV element is extracted from its corresponding XML file, using the same structure and logic. Last day of the month is used for the period date. Month is derived from Month and Year and converted to Calendar date from Fiscal, if "FISCAL" option is selected by the user.
WBSDesc	WBS Description - Title Left Blank for OBS Only	Text	254	NO	Extraction Utility	EV_CPR_Form at1	WBSDesc	
OBSDesc	OBS Description - Title Left Blank for WBS Only	Text	254	NO	Extraction Utility	EV_CPR_Form at2	OBSDesc	
CINBCWWS	Cost Incremental Planned Value/BCWS	Decimal	15	YES	Baseline XML	import-task import-detail i:F	i:A, BURDEN FIELDS	i:A + SUM(Sys_Config.Value WHERE System = PCM AND Category = Project AND IDKey = BCWSBurdens
CINBCWCP	Cost Incremental Earned Value/BCWP - No Future Values from Time Now/Status Date	Decimal	15	YES	Baseline XML	import-task i:S	i:PC	Expressed in time phased incremental % Complete. Dollar value is derived by applying % complete to BAC (Dollars)
CINACWCP	Cost Incremental Actual Value/ACWP - No Future Values from Time Now/Status Date	Decimal	15	YES	Actual XML	import-task import-detail i:F	i:A, BURDEN FIELDS	i:A + SUM(Sys_Config.Value WHERE System = PCM AND Category = Project AND IDKey = BCWSBurdens
CINCETC	Cost Incremental ETC - Only Future Values from Time Now/Status Date	Decimal	15	YES	Forecast XML	import-task import-detail i:F	i:A, BURDEN FIELDS	i:A + SUM(Sys_Config.Value WHERE System = PCM AND Category = Project AND IDKey = BCWSBurdens

PRIMAVERA COST MANAGER Data Mapping Table (EV_Timephased)

Extraction Utility					Source	XML Path / DB Table	XML Field / DB Field	Comments
Field	Field Description	Type	Length	Required				
QINBCWS	Quantity Incremental Planned Value/BCWS	Decimal	15	NO	Baseline XML	import-task import-detail i:F	i:V	
QINBCWP	Quantity Incremental Earned Value/BCWP -No Future Values from Time Now/Status Date	Decimal	15	NO	Baseline XML	import-task i:S	i:PC	Expressed in time phased incremental % Complete. Dollar value is derived by applying % complete to BAC (Quantity)
QINACWP	Quantity Incremental Actual Value/ACWP - No Future Values from Time Now/Status Date	Decimal	15	NO	Actual XML	import-task import-detail i:F	i:V	
QINCETC	Quantity Incremental ETC - Only Future Values from Time Now/Status Date	Decimal	15	NO	Forecast XML	import-task import-detail i:F	i:V	

2.3.8 Microsoft Project 2003 Database Requirements

2.3.8.1 Project Schedule – Activity Information (Schedule_Activity)

The Schedule_Activity table is used to store key schedule information for each activity from both baseline and current schedules. Data such as start/finish dates, floats, and durations is collected and attached to each activity. Only activities that exist in either the current OR baseline schedules will have data from the appropriate schedule populated leaving all other fields NULL.

Due to the limited ability of Microsoft Project to maintain baseline control, users are encouraged to maintain a separate .MPP file with the project baseline. In the event baseline fields of MS Project are used to keep baseline information, some of the baseline data may be inaccurate or missing due to the limitations of MS Project baseline data fields.

See Table 44 for detailed fields, information, and mapping.

2.3.8.2 Project Schedule – Schedule Relationship (Schedule_Relationship)

The Schedule_Relationship table is used to store relationship information between activities in a schedule for both baseline and current schedules. Only relationships that exist in either the current OR baseline schedules will have data from the appropriate schedule populated leaving all other fields NULL.

Unless separate files are maintained with the baseline schedule, the LRE schedule is assumed to be the same as the baseline in terms of activity relationships and lag/lead information.

See Table 45 for detailed fields, information, and mapping.

Table 44: MS Project 2003 Data Mapping Table (Schedule_Activity)

MS Project 2003 Data Mapping Table (Schedule_Activity)								
Extractor					Source	Table	Field	Comments
Field	Field Description	Type	Length	Required				
ProjectName	Project Identification Code	Text	50	YES	Extraction Utility	Sys_Config	Value	WHERE System = MSP AND Category = Project AND IDKey = ProjectID
StatusDate	End Date of Current Reporting Period	Date/Time	N/A	YES	Extraction Utility	Sys_Config	Value	WHERE System = MSP AND Category = Project AND IDKey = StatusDate
ActNam	Activity Name or Code or ID	Text	50	YES		Current .MPP file	User-defined	Sys_Config.Value WHERE System = MSP AND Category = Project AND IDKey = MapActNam Default = UniqueID
ActDesc	Activity Description	Text	254	NO		Current .MPP file	User-defined	Sys_Config.Value WHERE System = MSP AND Category = Project AND IDKey = MapActDesc Default = TaskName
WBSNUM	WBS Element - Description will be referred to from CPR or Time phased Formats	Text	35	NO		Current .MPP file	User-defined	Sys_Config.Value WHERE System = MSP AND Category = Project AND IDKey = MapWBS Default = WBS
OBSNUM	OBS Element - Description will be referred to from CPR or Time phased Formats	Text	50	NO		Current .MPP file	User-defined	Sys_Config.Value WHERE System = MSP AND Category = Project AND IDKey = MapOBS
ActType	Activity Type: A =Activity S = Summary M = Milestone H = Hammock	Text	1	YES	Logic	Current .MPP file	Milestone, Summary	IF Milestone = "Yes" THEN "M" IF Summary = "Yes" THEN "S" ELSE "A"
CUR_StrCon	Current Start Constraint: SNE = Start No Earlier SNL = Start No Later SON = Start On ACS = Actual Start)	Text	3	NO	Logic	Current .MPP file	ActualStart, ConstraintType	IF Actual Start <> "NA" then "ACS" IF Constraint Type CONTAINS "Start" THEN Must Start On = "SON" Start No Earlier Than = "SNE" Start No Later Than = "SNL" ELSE _BLANK

MS Project 2003 Data Mapping Table (Schedule_Activity)

Extractor					Source	Table	Field	Comments
Field	Field Description	Type	Length	Required				
CUR_StrConDate	Current Start Constraint Date	Date/Time	N/A	NO	Logic	Current .MPP file	ActualStart, ConstraintDate, EarlyStart	IF Actual Start <> "NA" THEN Actual Start IF Constraint Type CONTAINS "Start" AND Constraint Date <> "NA" THEN Constraint Date ELSE Early Start Date
CUR_FinCon	Current Finish Constraint: FNE = Finish No Earlier FNL = Finish No Later FON = Finish On ACF = Actual Finish	Text	3	NO	Logic	Current .MPP file	ActualFinish, ConstraintType	IF Actual Finish <> "NA" then "ACF" IF Constraint Type CONTAINS "Finish" THEN Must Finish On = "FON" Finish No Earlier Than = "FNE" Finish No Later Than = "FNL" ELSE _BLANK
CUR_FinConDate	Current Finish Constraint Date	Date/Time	N/A	NO	Logic	Current .MPP file	ActualFinish, ConstraintDate, EarlyFinish	IF Actual Finish <> "NA" THEN Actual Finish IF Constraint Type CONTAINS "Finish" AND Constraint Date <> "NA" THEN Constraint Date ELSE Early Finish Date
CUR_ESDate	Current Early Start Date	Date/Time	N/A	NO		Current .MPP file	EarlyStart	
CUR_EFDate	Current Early Finish Date	Date/Time	N/A	NO		Current .MPP file	EarlyFinish	
CUR_LSDate	Current Late Start Date	Date/Time	N/A	NO		Current .MPP file	LateStart	
CUR_LFDate	Current Late Finish Date	Date/Time	N/A	NO		Current .MPP file	LateFinish	
CUR_FreeFlt	Current Free Float (In Days)	Long Integer	15	NO		Current .MPP file	FreeSlack	
CUR_TtIFlt	Current Total Float (In Days)	Long Integer	15	NO		Current .MPP file	TotalSlack	
CUR_Crit	Current Critical Path	Yes/No	N/A	N/A		Current .MPP file	Critical	
CUR_OrgDur	Current Original Duration (In Days)	Long Integer	15	NO		Current .MPP file	Duration	
CUR_RemDur	Current Remaining Duration (In Days)	Long Integer	15	NO		Current .MPP file	RemainingDuration	
CUR_PctCmp	Current Percent	Decimal	5	NO		Current .MPP file	User-defined	Sys_Config.Value WHERE System = MSP AND Category = Project AND IDKey = MapPCTCmp Default = PercentComplete
BAS_StrCon	Baseline Start Constraint: SNE = Start No Earlier SNL = Start No Later SON = Start On ACS = Actual Start	Text	3	NO		Baseline .MPP file	ConstraintType	IF Constraint Type CONTAINS "Start" THEN Must Start On = "SON" Start No Earlier Than = "SNE" Start No Later Than = "SNL" ELSE _BLANK

MS Project 2003 Data Mapping Table (Schedule_Activity)

Extractor					Source	Table	Field	Comments
Field	Field Description	Type	Length	Required				
BAS_StrConDate	Baseline Start Constraint Date	Date/Time	N/A	NO		Baseline .MPP file	ContraintDate, EarlyStart	IF Constraint Type CONTAINS "Start" AND Constraint Date <> "NA" THEN Constraint Date ELSE Early Start Date
BAS_FinCon	Baseline Finish Constraint: FNE = Finish No Earlier FNL = Finish No Later FON = Finish On ACF = Actual Finish	Text	3	NO		Baseline .MPP file	ConstraintType	IF Constraint Type CONTAINS "Finish" THEN Must Finish On = "FON" Finish No Earlier Than = "FNE" Finish No Later Than = "FNL" ELSE _BLANK
BAS_FinConDate	Baseline Finish Constraint Date	Date/Time	N/A	NO		Baseline .MPP file	ConstraintDate, EarlyFinish	IF Constraint Type CONTAINS "Finish" AND Constraint Date <> "NA" THEN Constraint Date ELSE Early Finish Date
BAS_ESDate	Baseline EarlyStart Date	Date/Time	N/A	NO		Baseline .MPP file	EarlyStart	
BAS_EFDate	Baseline Early Finish Date	Date/Time	N/A	NO		Baseline .MPP file	EarlyFinish	
BAS_LSDate	Baseline Late Start Date	Date/Time	N/A	NO		Baseline .MPP file	LateStart	
BAS_LFDate	Baseline Late Finish Date	Date/Time	N/A	NO		Baseline .MPP file	LateFinish	
BAS_FreeFlt	Baseline Free Float (In Days)	Long Integer	15	NO		Baseline .MPP file	FreeSlack	
BAS_TtlFlt	Baseline Total Float (In Days)	Long Integer	15	NO		Baseline .MPP file	TotalSlack	
BAS_Crit	Baseline Critical Path	Yes/No	N/A	N/A		Baseline .MPP file	Critical	
BAS_OrgDur	Baseline Original Duration (In Days)	Long Integer	15	NO		Baseline .MPP file	Duration	
BAS_RemDur	Baseline Remaining Duration (In Days)	Long Integer	15	NO		Baseline .MPP file	RemainingDuration	
BAS_PctCmp	Baseline Percent	Decimal	5	NO		Baseline .MPP file	User-defined	Sys_Config.Value WHERE System = MSP AND Category = Project AND IDKey = MapPCTCmp Default = PercentComplete

Relationship)
MS Project 2003 Data Mapping Table (Schedule_ Relationship)

Extractor					Source	Table	Field	Comments
Field	Field Description	Type	Length	Required				
ProjectName	Project Identification Code	Text	50	YES	Extraction Utility	Sys_Config	Value	WHERE System = MSP AND Category = Project AND IDKey = ProjectID
StatusDate	End Date of Current Reporting Period	Date/Time	N/A	YES	Extraction Utility	Sys_Config	Value	WHERE System = MSP AND Category = Project AND IDKey = StatusDate
ActNam	Predecessor Activity Name or Code	Text	50	YES		Current .MPP file	User-defined	Sys_Config.Value WHERE System = MSP AND Category = Project AND IDKey = MapActNam Default = UniqueID
ActNamRel	Successor Activity Name or Code	Text	50	YES		Current .MPP file	User-defined, Successors	Sys_Config.Value WHERE System = MSP AND Category = Project AND IDKey = MapActNam Default = UniqueID
CUR_RelType	Current Relationship Type: FS=Finish to Start SS=Start to Start FF=Finish to Finish SF=Start to Finish HS=Hammock Start HF=Hammock Finish	Text	2	YES		Current .MPP file	RelType	
CUR_Lag	Current Lag (positive)/Lead (negative)	Long Integer	15	YES		Current .MPP file	LagVal	
BAS_RelType	Baseline Relationship Type: FS=Finish to Start SS=Start to Start FF=Finish to Finish SF=Start to Finish HS=Hammock Start HF=Hammock Finish	Text	2	YES		Baseline MPP file	RelType	
BAS_Lag	Baseline Lag (positive)/Lead (negative)	Long Integer	15	YES		Baseline MPP file	LagVal	

2.3.9 Deltek Open Plan 3 Database Requirements

2.3.9.1 Project Schedule – Activity Information (Schedule_Activity)

The Schedule_Activity table is used to store key schedule information for each activity from both baseline and current schedules. Data such as start/finish dates, floats, and durations is collected and attached to each activity. Only activities that exist in either the current OR baseline schedules will have data from the appropriate schedule populated leaving all other fields NULL.

See Table 46 for detailed fields, information, and mapping.

2.3.9.2 Project Schedule – Schedule Relationship (Schedule_Relationship)

The Schedule_Relationship table is used to store relationship information between activities in a schedule for both baseline and current schedules. Only relationships that exist in either the current OR baseline schedules will have data from the appropriate schedule populated leaving all other fields NULL.

See Table 47 for detailed fields, information, and mapping.

Table 46: Deltek Open Plan 3 Data Mapping Table (Schedule_Activity)

Deltek Open Plan 3 Data Mapping Table (Schedule_Activity)								
Extractor					Source	Table	Field	Comments
Field	Field Description	Type	Length	Required				
ProjectName	Project Identification Code	Text	50	YES	Extraction Utility	Sys_Config	Value	WHERE System = DeltekOP AND Category = Project AND IDKey = ProjectID
StatusDate	End Date of Current Reporting Period	Date/Time	N/A	YES	Extraction Utility	Sys_Config	Value	WHERE System = DeltekOP AND Category = Project AND IDKey = StatusDate
ActNam	Activity Name or Code or ID	Text	50	YES		Schedule .TXT file	ACT_ID	
ActDesc	Activity Description	Text	254	NO		Schedule .TXT file	DESCRIPTION	
WBSNUM	WBS Element - Description will be referred to from CPR or Time phased Formats	Text	35	NO		Schedule .TXT file	User-defined	
OBSNUM	OBS Element - Description will be referred to from CPR or Time phased Formats	Text	50	NO		Schedule .TXT file	User-defined	
ActType	Activity Type: A = Activity S = Summary M = Milestone H = Hammock	Text	1	YES		Schedule .TXT file	ACTTYPE	ASAP = A ALAP = A Discontinuous = A Effort Driven = A Subproject = S External Subproject = S Finish Milestone = M Start Milestone = M Hammock = H
CUR_StrCon	Current Start Constraint: SNE = Start No Earlier SNL = Start No Later SON = Start On ACS = Actual Start)	Text	3	NO		Schedule .TXT file	ASDATE, TARGSTYPE	IF ASDATE <> NULL THEN "ACS" IF TARGSTYPE <> "None" THEN On Target = SON Fixed target = SON Not Earlier Than = SNE Not Later Than = SNL ELSE Leave Blank
CUR_StrConDate	Current Start Constraint Date	Date/Time	N/A	NO		Schedule .TXT file	ASDATE, TSDATE, ESDATE	IF ASDATE <> NULL THEN ASDATE IF TSDATE <> NULL THEN TSDATE ELSE ESDATE

Deltek Open Plan 3 Data Mapping Table (Schedule_Activity)

Extractor					Source	Table	Field	Comments
Field	Field Description	Type	Length	Required				
CUR_FinCon	Current Finish Constraint: FNE = Finish No Earlier FNL = Finish No Later FON = Finish On ACF = Actual Finish	Text	3	NO		Schedule .TXT file	AFDATE, TARGFDATE	IF ASDATE <> NULL THEN "ACS" IF TARGSTYPE <> "None" THEN On Target = FON Fixed target = FON Not Earlier Than = FNE Not Later Than = FNL ELSE Leave Blank
CUR_FinConDate	Current Finish Constraint Date	Date/Time	N/A	NO		Schedule .TXT file	AFDATE, TFDATE, EFDATE	IF AFDATE <> NULL THEN AFDATE IF TFDATE <> NULL THEN TFDATE ELSE EFDATE
CUR_ESDate	Current Early Start Date	Date/Time	N/A	NO		Schedule .TXT file	ESDATE	
CUR_EFDate	Current Early Finish Date	Date/Time	N/A	NO		Schedule .TXT file	EFDATE	
CUR_LSDate	Current Late Start Date	Date/Time	N/A	NO		Schedule .TXT file	LSDATE	
CUR_LFDate	Current Late Finish Date	Date/Time	N/A	NO		Schedule .TXT file	LFDATE	
CUR_FreeFlt	Current Free Float (In Days)	Long Integer	15	NO		Schedule .TXT file	FREEFLOAT	IF last character = "d" THEN numeric value IF last character = "t" THEN convert to DAYS from MINUTES
CUR_TtFlt	Current Total Float (In Days)	Long Integer	15	NO		Schedule .TXT file	TOTALFLOAT	IF last character = "d" THEN numeric value IF last character = "t" THEN convert to DAYS from MINUTES
CUR_Crit	Current Critical Path	Yes/No	N/A	N/A		Schedule .TXT file	CRITICAL	IF "Critical" THEN "Yes" IF "Most Critical" THEN "Yes" IF "Not Critical" THEN "No"
CUR_OrgDur	Current Original Duration (In Days)	Long Integer	15	NO		Schedule .TXT file	ORIG_DUR	IF last character = "d" THEN numeric value IF last character = "t" THEN convert to DAYS from MINUTES
CUR_RemDur	Current Remaining Duration (In Days)	Long Integer	15	NO		Schedule .TXT file	REM_DUR	IF last character = "d" THEN numeric value IF last character = "t" THEN convert to DAYS from MINUTES
CUR_PctCmp	Current Percent	Decimal	5	NO		Schedule .TXT file	PPC	

Deltek Open Plan 3 Data Mapping Table (Schedule_Activity)

Extractor					Source	Table	Field	Comments
Field	Field Description	Type	Length	Required				
BAS_StrCon	Baseline Start Constraint: SNE = Start No Earlier SNL = Start No Later SON = Start On ACS = Actual Start	Text	3	NO		Schedule .TXT file	XXX-TARGSTYPE	<p>XXX = Sys_Config.Value WHERE System = DeltekOP AND Category = Project AND IDKey = BaselineNumber</p> <p>IF XXX-TARGSTYPE <> "None" THEN On Target = SON Fixed target = SON Not Earlier Than = SNE Not Later Than = SNL ELSE Leave Blank</p>
BAS_StrConDate	Baseline Start Constraint Date	Date/Time	N/A	NO		Schedule .TXT file	XXX-TSDATE, XXX-ESDATE	<p>XXX = Sys_Config.Value WHERE System = DeltekOP AND Category = Project AND IDKey = BaselineNumber</p> <p>IF XXX-TSDATE <> NULL THEN XXX-TSDATE ELSE XXX-ESDATE</p>
BAS_FinCon	Baseline Finish Constraint: FNE = Finish No Earlier FNL = Finish No Later FON = Finish On ACF = Actual Finish	Text	3	NO		Schedule .TXT file	XXX-TARGFTYPE	<p>XXX = Sys_Config.Value WHERE System = DeltekOP AND Category = Project AND IDKey = BaselineNumber</p> <p>IF XXX-TARGFTYPE <> "None" THEN On Target = FON Fixed target = FON Not Earlier Than = FNE Not Later Than = FNL ELSE Leave Blank</p>
BAS_FinConDate	Baseline Finish Constraint Date	Date/Time	N/A	NO		Schedule .TXT file	XXX-TFDATE, XXX-EFDATE	<p>XXX = Sys_Config.Value WHERE System = DeltekOP AND Category = Project AND IDKey = BaselineNumber</p> <p>IF XXX-TFDATE <> NULL THEN XXX-TFDATE ELSE XXX-EFDATE</p>

Deltek Open Plan 3 Data Mapping Table (Schedule_Activity)

Extractor					Source	Table	Field	Comments
Field	Field Description	Type	Length	Required				
BAS_ESDate	Baseline EarlyStart Date	Date/Time	N/A	NO		Schedule .TXT file	XXX-ESDATE	XXX = Sys_Config.Value WHERE System = DeltekOP AND Category = Project AND IDKey = BaselineNumber
BAS_EFDate	Baseline Early Finish Date	Date/Time	N/A	NO		Schedule .TXT file	XXX-EFDATE	XXX = Sys_Config.Value WHERE System = DeltekOP AND Category = Project AND IDKey = BaselineNumber
BAS_LSDate	Baseline Late Start Date	Date/Time	N/A	NO		Schedule .TXT file	XXX-LSDATE	XXX = Sys_Config.Value WHERE System = DeltekOP AND Category = Project AND IDKey = BaselineNumber
BAS_LFDate	Baseline Late Finish Date	Date/Time	N/A	NO		Schedule .TXT file	XXX-LFDATE	XXX = Sys_Config.Value WHERE System = DeltekOP AND Category = Project AND IDKey = BaselineNumber
BAS_FreeFlt	Baseline Free Float (In Days)	Long Integer	15	NO		Schedule .TXT file	XXX-FREEFLOAT	XXX = Sys_Config.Value WHERE System = DeltekOP AND Category = Project AND IDKey = BaselineNumber IF last character = "d" THEN numeric value IF last character = "t" THEN convert to DAYS from MINUTES
BAS_TtIFlt	Baseline Total Float (In Days)	Long Integer	15	NO		Schedule .TXT file	XXX-TOTALFLOAT	XXX = Sys_Config.Value WHERE System = DeltekOP AND Category = Project AND IDKey = BaselineNumber IF last character = "d" THEN numeric value IF last character = "t" THEN convert to DAYS from MINUTES
BAS_Crit	Baseline Critical Path	Yes/No	N/A	N/A		Schedule .TXT file	XXX-CRITICAL	XXX = Sys_Config.Value WHERE System = DeltekOP AND Category = Project AND IDKey = BaselineNumber IF "Critical" THEN "Yes" IF "Most Critical" THEN "Yes" IF "Not Critical" THEN "No"

Deltek Open Plan 3 Data Mapping Table (Schedule_Activity)

Extractor					Source	Table	Field	Comments
Field	Field Description	Type	Length	Required				
BAS_OrgDur	Baseline Original Duration (In Days)	Long Integer	15	NO		Schedule .TXT file	XXX-ORIG_DUR	XXX = Sys_Config.Value WHERE System = DeltekOP AND Category = Project AND IDKey = BaselineNumber IF last character = "d" THEN numeric value IF last character = "t" THEN convert to DAYS from MINUTES
BAS_RemDur	Baseline Remaining Duration (In Days)	Long Integer	15	NO		Schedule .TXT file	XXX-REM_DUR	XXX = Sys_Config.Value WHERE System = DeltekOP AND Category = Project AND IDKey = BaselineNumber IF last character = "d" THEN numeric value IF last character = "t" THEN convert to DAYS from MINUTES
BAS_PctCmp	Baseline Percent	Decimal	5	NO		Schedule .TXT file	XXX-PPC	XXX = Sys_Config.Value WHERE System = DeltekOP AND Category = Project AND IDKey = BaselineNumber

Table 47: Deltek Open Plan 3 Data Mapping Table (Schedule_Relationship)

Extractor					Source	Table	Field	Comments
Field	Field Description	Type	Length	Required				
ProjectName	Project Identification Code	Text	50	YES	Extraction Utility	Sys_Config	Value	WHERE System = DeltekOP AND Category = Project AND IDKey = ProjectID
StatusDate	End Date of Current Reporting Period	Date/Time	N/A	YES	Extraction Utility	Sys_Config	Value	WHERE System = DeltekOP AND Category = Project AND IDKey = StatusDate

Deltek Open Plan 3 Data Mapping Table (Schedule_ Relationship)

Extractor					Source	Table	Field	Comments
Field	Field Description	Type	Length	Required				
ActNam	Predecessor Activity Name or Code	Text	50	YES		Relationships .TXT file	PRED_ACT_ID	
ActNamRel	Successor Activity Name or Code	Text	50	YES		Relationships .TXT file	SUCC_ACT_ID	
CUR_RelType	Current Relationship Type: FS=Finish to Start SS=Start to Start FF=Finish to Finish SF=Start to Finish HS=Hammock Start HF=Hammock Finish	Text	2	YES		Relationships .TXT file	REL_TYPE	
CUR_Lag	Current Lag (positive)/Lead (negative)	Long Integer	15	YES		Relationships .TXT file	REL_LAG	IF last character = "d" THEN numeric value IF last character = "t" THEN convert to DAYS from MINUTES IF last character = "%" THEN apply % to PRED_ACT_ID ORIG_DUR value
BAS_RelType	Baseline Relationship Type: FS=Finish to Start SS=Start to Start FF=Finish to Finish SF=Start to Finish HS=Hammock Start HF=Hammock Finish	Text	2	YES				Baseline Relationship date does not exist in Deltek Open Plan database or export files. Baseline relationship data is left BLANK
BAS_Lag	Baseline Lag (positive)/Lead (negative)	Long Integer	15	YES				Baseline Relationship date does not exist in Deltek Open Plan database or export files. Baseline relationship data is left BLANK

2.3.10 Microframe Project Manager System Database Requirements

2.3.10.1 Contract Performance Report Format 1 (EV_CPR_Format1 table)

The EV_CPR_Format1 table serves as the cornerstone of the WBS Structure, where WBS Elements and Parent/Child relationships are defined. In addition, it is used to store Current Period, Cumulative To-Date, and At-Complete cost and quantity data for each WBS Element at the lowest level of their corresponding WBS leg. All COTS EVM systems store EVM elements across periods of performance. The CPR tables created by BJC PCMS are ancillary to the time series data. All Current Period, Cumulative To-Date, and At-Complete data are derivative of Extracted time-phased data from PCMS tables. All tables that reference WBS Elements should have a corresponding WBS Element in the EV_CPR_Format1 table.

See Table 48 for detailed fields, information, and mapping.

2.3.10.2 Contract Performance Report Format 2 (EV_CPR_Format2 table)

The EV_CPR_Format2 table serves as the cornerstone of the OBS Structure, where OBS Elements and Parent/Child relationships are defined. In addition, it is used to store Current Period, Cumulative To-Date, and At-Complete cost and quantity data for each OBS Element at the lowest level of their corresponding OBS leg. All COTS EVM systems store EVM elements across periods of performance. The CPR tables created by PCMS are ancillary to the time series data. All Current Period, Cumulative To-Date, and At-Complete data are derivative of Extracted time-phased data from PCMS tables. All tables that reference OBS Elements should have a corresponding OBS Element in the EV_CPR_Format2 table.

See Table 49 for detailed fields, information, and mapping.

2.3.10.3 Cost Performance Header Information (EV_CPR_Header table)

The EV_CPR_Header table is used to store contract and project level information such as contract number and type, current period management reserve balance, current period undistributed budget balance, best-worst-most likely estimates at complete, contractor information and POC, etc.

MPM maintains a very customizable structure for entering project level information therefore, data must be either populated manually through the data entry screen provided as part of the Extraction Module, OR each field individually mapped to an HEDTEXT field value as maintained in the MPM tables by specifying the HEDID code associated with the value.

See Table 50 for detailed fields, information, and mapping.

2.3.10.4 Management Reserve Log (EV_MR_Log table)

The EV_MR_Log table is used to store details of all debits and credits to Management Reserve, including details of the transaction and WBS/OBS elements affected by the transaction. All transactions reported within the contractor's system will be included in the extraction.

See Table 51 for detailed fields, information, and mapping.

2.3.10.5 Earned Value Time-phased Data (EV_Timephased table)

The EV_Timephased table is used to store Incremental Earned Value data (BCWS, BCWP, ACWP, and ETC), both cost and quantity, for each of the WBS and OBS Elements for all periods from planned start date (first period where BCWS exists) to the expected finish date (last period where ETC exists).

See Table 52 for detailed fields, information, and mapping.

2.3.10.6 Variance Analysis by OBS (EV_Var_Analysis_OBS table)

The EV_Var_Analysis_OBS table is used to store narratives for Cause of Variance, Corrective Actions, Project Impact, and Explanation. PCMS only has the capability of storing VAR Narratives by WBS therefore, this table cannot be populated from this system.

MPM does not maintain Variance Analysis Narratives by OBS therefore, this table cannot be currently populated by the Extraction Utility.

2.3.10.7 Variance Analysis by WBS (EV_Var_Analysis_WBS table)

The EV_Var_Analysis_WBS table is used to store narratives for Cause of Variance, Corrective Actions, Project Impact, and Explanation. These narratives are collected at each reporting WBS Element or from all levels where narratives exist, as defined by the user. Variance Data is calculated in Dekker PMIS/PARS II using Earned Value data stored in the EV_CPR_Format1 table of the Extraction Utility.

MPM does not maintain Variance Analysis Narratives by WBS therefore, this table cannot be currently populated by the Extraction Utility.

2.3.10.8 Responsibility Assignment Matrix (EV_RAM), Risk Log (Risk_Log)

The Responsibility Assignment Matrix and Risk Log data are currently not required and are not being populated by the Extraction Utility for upload into Dekker PMIS/PARS II.

Table 48: MPM Data Mapping Table (EV_CPR_Format1)

MPM Data Mapping Table (EV_CPR_Format1)								
Extraction Utility					Source	Table	Field	Comments
Field	Field Description	Type	Length	Required				
ProjectName	Project Identification Code	Text	50	YES	Extraction Utility	Sys_Config	Value	WHERE System = MPM AND Category = Project AND IDKey = ProjectID
StatusDate	End Date of Current Reporting Period	Date/Time	N/A	YES	Extraction Utility	Sys_Config	Value	WHERE System = MPM AND Category = Project AND IDKey = StatusDate
WBSNUM	WBS Element or ID	Text	35	YES		WBS	WBSID	
WBSDesc	WBS Description	Text	254	NO		WBS	WBSRespDept	
WBSParent	Parent WBS Element - Leave Blank for top level WBS (there should be only one top level WBS)	Text	35	NO	Logic	WBS	WBSParent	
WBSLevel	Level in WBS Structure	Long Integer	15	YES	Logic	WBS	WBSLevel	
CINCBCWS	Cost Incremental Planned Value/BCWS (current period)	Decimal	15	YES	Extraction Utility	EV_Timephased	CINCBCWS	WHERE EV_Timephased.Period = Sys_Config.StatusDate SET TO 0, if Period <> StatusDate
CINCBCWP	Cost Incremental Earned Value/BCWP (current period)	Decimal	15	YES	Extraction Utility	EV_Timephased	CINCBCWP	WHERE EV_Timephased.Period = Sys_Config.StatusDate SET TO 0, if Period <> StatusDate
CINCACWP	Cost Incremental Actual Value/ACWP (current period)	Decimal	15	YES	Extraction Utility	EV_Timephased	CINCACWP	WHERE EV_Timephased.Period = Sys_Config.StatusDate SET TO 0, if Period <> StatusDate
CCUMBCWS	Cost Cumulative Planned Value/BCWS (to date)	Decimal	15	YES	Extraction Utility	EV_Timephased	SUM(CINCBCWS)	WHERE EV_Timephased.Period <= Sys_Config.StatusDate
CCUMBCWP	Cost Cumulative Earned Value/BCWP (to date)	Decimal	15	YES	Extraction Utility	EV_Timephased	SUM(CINCBCWP)	WHERE EV_Timephased.Period <= Sys_Config.StatusDate
CCUMACWP	Cost Cumulative Actual Value/ACWP (to date)	Decimal	15	YES	Extraction Utility	EV_Timephased	SUM(CINCACWP)	WHERE EV_Timephased.Period <= Sys_Config.StatusDate
CBAC	Cost Budget At Complete	Decimal	15	YES	Extraction Utility	EV_Timephased	SUM(CINCBCWS)	
CEAC	Cost Estimate At Complete	Decimal	15	YES	Extraction Utility	EV_Timephased OR EV_CPR_Format1	SUM(CINCACWP) + SUM(CINCETC) OR DETERMINED BY EAC FORMULA	IF Sys_Config.Value = 1 WHERE System = MPM AND Category = Project AND IDKey = IgnoreETC Sys_Config.Value WHERE System = PCM AND Category = Project AND IDKey = EACFormula

MPM Data Mapping Table (EV_CPR_Format1)

Extraction Utility					Source	Table	Field	Comments
Field	Field Description	Type	Length	Required				
CETC	Cost Estimate To Complete	Decimal	15	YES	Extraction Utility	EV_Timephased OR EV_CPR_Format1	SUM(CINCETC) OR CBAC – CCUMBCWP	Use formula IF: Sys_Config.Value = 1 WHERE System = MPM AND Category = Project AND IDKey = IgnoreETC
CRPGVAR	Cost Reprogramming Adjustment To Variance	Decimal	15	NO				Currently Not Supported
CRPGBCWS	Cost Reprogramming Adjustment To Budget	Decimal	15	NO				Currently Not Supported
QINBCWS	Quantity Incremental Planned Value/BCWS (current period)	Decimal	15	NO				Not supported by MPM
QINBCWP	Quantity Incremental Earned Value/BCWP (current period)	Decimal	15	NO				Not supported by MPM
QINACWP	Quantity Incremental Actual Value/ACWP (current period)	Decimal	15	NO				Not supported by MPM
QCUMBCWS	Quantity Cumulative Planned Value/BCWS (to date)	Decimal	15	NO				Not supported by MPM
QCUMBCWP	Quantity Cumulative Earned Value/BCWP (to date)	Decimal	15	NO				Not supported by MPM
QCUMACWP	Quantity Cumulative Actual Value/ACWP (to date)	Decimal	15	NO				Not supported by MPM
QBAC	Quantity Budget At Complete	Decimal	15	NO				Not supported by MPM
QEAC	Quantity Estimate At Complete	Decimal	15	NO				Not supported by MPM
QETC	Quantity Estimate To Complete	Decimal	15	NO				Not supported by MPM
QRPGVAR	Quantity Reprogramming Adjustment To Variance	Decimal	15	NO				Currently Not Supported
QRPGBCWS	Quantity Reprogramming Adjustment To Budget	Decimal	15	NO				Currently Not Supported

Table 49: MPM Data Mapping Table (EV_CPR_Format2)

MPM Data Mapping Table (EV_CPR_Format2)								
Extraction Utility					Source	Table	Field	Comments
Field	Field Description	Type	Length	Required				
ProjectName	Project Identification Code	Text	50	YES	Extraction Utility	Sys_Config	Value	WHERE System = MPM AND Category = Project AND IDKey = ProjectID
StatusDate	End Date of Current Reporting Period	Date/Time	N/A	YES	Extraction Utility	Sys_Config	Value	WHERE System = MPM AND Category = Project AND IDKey = StatusDate
OBSNUM	OBS Element or ID	Text	50	YES		OBS	OBSDeptID	
OBSDesc	OBS Description	Text	254	NO		OBS	OBSDesc	
OBSParent	Parent OBS Element - Leave Blank for top level OBS (there should be only one top level OBS)	Text	50	NO		OBS	OBSRespParent	
OBSLevel	Level in OBS Structure	Long Integer	15	YES		OBS		Determined based on the distance from the element WHERE OBSRespParent IsNULL
CINBCWWS	Cost Incremental Planned Value/BCWS (current period)	Decimal	15	YES	Extraction Utility	EV_Timephased	CINBCWWS	WHERE EV_Timephased.Period = Sys_Config.StatusDate SET TO 0, if Period <> StatusDate
CINBCWCP	Cost Incremental Earned Value/BCWP (current period)	Decimal	15	YES	Extraction Utility	EV_Timephased	CINBCWCP	WHERE EV_Timephased.Period = Sys_Config.StatusDate SET TO 0, if Period <> StatusDate
CINACWCP	Cost Incremental Actual Value/ACWP (current period)	Decimal	15	YES	Extraction Utility	EV_Timephased	CINACWCP	WHERE EV_Timephased.Period = Sys_Config.StatusDate SET TO 0, if Period <> StatusDate
CCUMBCWS	Cost Cumulative Planned Value/BCWS (to date)	Decimal	15	YES	Extraction Utility	EV_Timephased	SUM(CINBCWWS)	WHERE EV_Timephased.Period <= Sys_Config.StatusDate
CCUMBCWCP	Cost Cumulative Earned Value/BCWP (to date)	Decimal	15	YES	Extraction Utility	EV_Timephased	SUM(CINBCWCP)	WHERE EV_Timephased.Period <= Sys_Config.StatusDate
CCUMACWCP	Cost Cumulative Actual Value/ACWP (to date)	Decimal	15	YES	Extraction Utility	EV_Timephased	SUM(CINACWCP)	WHERE EV_Timephased.Period <= Sys_Config.StatusDate
CBAC	Cost Budget At Complete	Decimal	15	YES	Extraction Utility	EV_Timephased	SUM(CINBCWWS)	

MPM Data Mapping Table (EV_CPR_Format2)

Extraction Utility					Source	Table	Field	Comments
Field	Field Description	Type	Length	Required				
CEAC	Cost Estimate At Complete	Decimal	15	YES	Extraction Utility	EV_Timephased OR EV_CPR_Format1	SUM(CINCACWP) + SUM(CINCETC) OR DETERMINED BY EAC FORMULA	IF Sys_Config.Value = 1 WHERE System = MPM AND Category = Project AND IDKey = IgnoreETC Sys_Config.Value WHERE System = PCM AND Category = Project AND IDKey = EACFormula
CETC	Cost Estimate To Complete	Decimal	15	YES	Extraction Utility	EV_Timephased OR EV_CPR_Format1	SUM(CINCETC) OR CBAC – CCUMBCWP	Use formula IF: Sys_Config.Value = 1 WHERE System = MPM AND Category = Project AND IDKey = IgnoreETC
CRPGVAR	Cost Reprogramming Adjustment To Variance	Decimal	15	NO				Currently Not Supported
CRPGBCWS	Cost Reprogramming Adjustment To Budget	Decimal	15	NO				Currently Not Supported
QINBCWS	Quantity Incremental Planned Value/BCWS (current period)	Decimal	15	NO				Not supported by MPM
QINBCWP	Quantity Incremental Earned Value/BCWP (current period)	Decimal	15	NO				Not supported by MPM
QINCACWP	Quantity Incremental Actual Value/ACWP (current period)	Decimal	15	NO				Not supported by MPM
QCUMBCWS	Quantity Cumulative Planned Value/BCWS (to date)	Decimal	15	NO				Not supported by MPM
QCUMBCWP	Quantity Cumulative Earned Value/BCWP (to date)	Decimal	15	NO				Not supported by MPM
QCUMACWP	Quantity Cumulative Actual Value/ACWP (to date)	Decimal	15	NO				Not supported by MPM
QBAC	Quantity Budget At Complete	Decimal	15	NO				Not supported by MPM
QEAC	Quantity Estimate At Complete	Decimal	15	NO				Not supported by MPM
QETC	Quantity Estimate To Complete	Decimal	15	NO				Not supported by MPM
QRPGVAR	Quantity Reprogramming Adjustment To Variance	Decimal	15	NO				Currently Not Supported
QRPGBCWS	Quantity Reprogramming Adjustment To Budget	Decimal	15	NO				Currently Not Supported

Table 50: MPM Data Mapping Table (EV_CPR_Header)

MPM Data Mapping Table (EV_CPR_Header)								
Extraction Utility					Source	Table	Field	Comments
Field	Field Description	Type	Length	Required				
ProjectName	Project Identification Code	Text	50	YES	Extraction Utility	Sys_Config	Value	WHERE System = MPM AND Category = Project AND IDKey = ProjectID
StatusDate	End Date of Current Reporting Period	Date/Time	N/A	YES	Extraction Utility	Sys_Config	Value	WHERE System = MPM AND Category = Project AND IDKey = StatusDate
ProjDsc	Project Description	Text	254	NO	User Input	Project Header	HEDTEXT	WHERE HEDID = User Input
ConNum	Contract Number	Text	50	NO	User Input	Project Header	HEDTEXT	WHERE HEDID = User Input
ConTyp	Contract Type: CPAF=Cost Plus Award Fee CPFF=Cost Plus Fixed Fee CPIF=Cost Plus Incentive Fee CPP=Cost Plus Percentage FPE=Fixed Price Escalation FPI=Fixed Price Incentive FFP=Firm Fixed Price T&M=Time and Materials	Text	4	NO	User Input	Project Header	HEDTEXT	WHERE HEDID = User Input
ProgType	Program Type (RDT&E, Production, RDT&E and Production, Advanced Design, Demonstration Validation, Full Scale Development, etc)	Text	50	NO	User Input	Project Header	HEDTEXT	WHERE HEDID = User Input
Security	Security Classification (Competition Sensitive, Unclassified, Confidential, Secret, Top Secret)	Text	50	NO	User Input	Project Header	HEDTEXT	WHERE HEDID = User Input
QCON	Quantity Contracted (For Production Contracts)	Long Integer	15	NO	User Input	Project Header	HEDTEXT	WHERE HEDID = User Input
ShrNum	Share Number	Long Integer	15	NO	User Input	Project Header	HEDTEXT	WHERE HEDID = User Input
ShrQut	Share Quotient	Long Integer	15	NO	User Input	Project Header	HEDTEXT	WHERE HEDID = User Input
TrgtPct	Target Fee/Percent	Decimal	15	NO	User Input	Project Header	HEDTEXT	WHERE HEDID = User Input
Factor	Factor for costs (100, 1000, 1000000, etc) - Applies to all tables	Long Integer	15	NO	User Input	Project Header	HEDTEXT	WHERE HEDID = User Input
CNEGCST	Negotiated Cost	Decimal	15	NO	User Input	Project Header	HEDTEXT	WHERE HEDID = User Input
CAUWCST	Authorized Unpriced Work	Decimal	15	NO	User Input	Project Header	HEDTEXT	WHERE HEDID = User Input
CTGTPRC	Target Price	Decimal	15	NO	User Input	Project Header	HEDTEXT	WHERE HEDID = User Input
CESTPRC	Estimated Price	Decimal	15	NO	User Input	Project Header	HEDTEXT	WHERE HEDID = User Input
CCONCEIL	Contract Ceiling	Decimal	15	NO	User Input	Project Header	HEDTEXT	WHERE HEDID = User Input

MPM Data Mapping Table (EV_CPR_Header)

Extraction Utility					Source	Table	Field	Comments
Field	Field Description	Type	Length	Required				
CESTCEIL	Estimated Contract Ceiling	Decimal	15	NO	User Input	Project Header	HEDTEXT	WHERE HEDID = User Input
CTGTCSST	Original Target Cost	Decimal	15	NO	User Input	Project Header	HEDTEXT	WHERE HEDID = User Input
CNEGCHG	Negotiated Contract Changes	Decimal	15	NO	User Input	Project Header	HEDTEXT	WHERE HEDID = User Input
CCONBGT	Contract Budget Base	Decimal	15	NO	User Input	Project Header	HEDTEXT	WHERE HEDID = User Input
CTOTBGT	Total Allocated Budget	Decimal	15	NO	User Input	Project Header	HEDTEXT	WHERE HEDID = User Input
CESTEACBEST	EAC Best Case Estimate	Decimal	15	NO	User Input	Project Header	HEDTEXT	WHERE HEDID = User Input
CESTEACWRST	EAC Worst Case Estimate	Decimal	15	NO	User Input	Project Header	HEDTEXT	WHERE HEDID = User Input
CESTEACLIKE	EAC Most Likely Estimate	Decimal	15	NO	User Input	Project Header	HEDTEXT	WHERE HEDID = User Input
ConStrDate	Contract Start Date	Date/Time	N/A	NO	User Input	Project Header	HEDTEXT	WHERE HEDID = User Input
EstCmpDate	Estimated Completion Date	Date/Time	N/A	NO	User Input	Project Header	HEDTEXT	WHERE HEDID = User Input
ConDefDate	Contract Definitization Date	Date/Time	N/A	NO	User Input	Project Header	HEDTEXT	WHERE HEDID = User Input
LstDelDate	Last Item Delivery Date	Date/Time	N/A	NO	User Input	Project Header	HEDTEXT	WHERE HEDID = User Input
ConCmpDate	Contract Completion Date	Date/Time	N/A	NO	User Input	Project Header	HEDTEXT	WHERE HEDID = User Input
MR	BAC Management Reserve	Decimal	15	NO	User Input	Project Header	HEDTEXT	WHERE HEDID = User Input
MRLRE	EAC Management Reserve	Decimal	15	NO	User Input	Project Header	HEDTEXT	WHERE HEDID = User Input
UB	BAC Undistributed Budget	Decimal	15	NO	User Input	Project Header	HEDTEXT	WHERE HEDID = User Input
UBLRE	EAC Undistributed Budget	Decimal	15	NO	User Input	Project Header	HEDTEXT	WHERE HEDID = User Input
Contractor	Contractor Name	Text	40	NO	User Input	Project Header	HEDTEXT	WHERE HEDID = User Input
ConStreet	Contractor Street Address	Text	40	NO	User Input	Project Header	HEDTEXT	WHERE HEDID = User Input
StatusDatePrior	End Date of Past Reporting Period	Date/Time	N/A	NO	User Input	Project Header	HEDTEXT	WHERE HEDID = User Input
Fee		Decimal	15	NO	User Input	Project Header	HEDTEXT	WHERE HEDID = User Input
RepName	Name of Authorized Contractor Representative	Text	50	NO	User Input	Project Header	HEDTEXT	WHERE HEDID = User Input
RepTitle	Title of Authorized Contractor Representative	Text	50	NO	User Input	Project Header	HEDTEXT	WHERE HEDID = User Input
OTBdate	OTB Date	Date/Time	N/A	NO	User Input	Project Header	HEDTEXT	WHERE HEDID = User Input
ProgName	DOE Program Name	Text	255	NO	User Input	Project Header	HEDTEXT	WHERE HEDID = User Input

Table 51: MPM Data Mapping Table (EV_MR_Log)

MPM Data Mapping Table (EV_MR_Log)								
Extraction Utility					Source	Table	Field	Comments
Field	Field Description	Type	Length	Required				
ProjectName	Project Identification Code	Text	50	YES	Extraction Utility	Sys_Config	Value	WHERE System = MPM AND Category = Project AND IDKey = ProjectID
StatusDate	End Date of Current Reporting Period	Date/Time	N/A	YES	Extraction Utility	Sys_Config	Value	WHERE System = MPM AND Category = Project AND IDKey = StatusDate
LogDate	Date when MR Change was made (or effective date)	Date/Time	N/A	YES				
WBSNUM	WBS Element or ID - Leave Blank for OBS Reporting	Text	35	NO				
OBSNUM	OBS Element or ID -Leave Blank for WBS Reporting	Text	50	NO				
ActNam	Activity MR was applied to - Leave Blank if not reporting to Activity Level	Text	16	NO				Currently not being collected
ResNam	Resource MR was applied to - Leave blank if not reporting to resource level	Text	20	NO				Currently not being collected
CCREDIT	Amount of Credit to MR	Decimal	15	YES				
CDEBIT	Amount of Debit to MR	Decimal	15	YES				
CBALANCE	Balance of MR after change	Decimal	15	YES				
Narrative	Text Description of MR change	Memo	N/A	NO				
Document	Document Attachment - optional	OLE Object	N/A	NO				Currently not supported.

Table 52: MPM Data Mapping Table (EV_Timephased)

MPM Data Mapping Table (EV_Timephased)								
Extraction Utility					Source	Table	Field	Comments
Field	Field Description	Type	Length	Required				
ProjectName	Project Identification Code	Text	50	YES	Extraction Utility	Sys_Config	Value	WHERE System = MPM AND Category = Project AND IDKey = ProjectID

MPM Data Mapping Table (EV_Timephased)

Extraction Utility					Source	Table	Field	Comments
Field	Field Description	Type	Length	Required				
StatusDate	End Date of Current Reporting Period	Date/Time	N/A	YES	Extraction Utility	Sys_Config	Value	WHERE System = MPM AND Category = Project AND IDKey = StatusDate
WBSNUM	WBS Element or ID - Leave Blank if Only OBS Reporting	Text	35	NO	Logic	WBS	WBSID	WHERE WBSInt = Res Rollup Header.RrhWBSInt WHERE Res Rollup Header.RrhLink = Res Rollup Detail.RrdLink
OBSNUM	OBS Element or ID - Leave Blank for WBS Only Reporting	Text	50	NO	Logic	WBS	WBSRespDept	WHERE WBSInt = Res Rollup Header.RrhWBSInt WHERE Res Rollup Header.RrhLink = Res Rollup Detail.RrdLink
ActNam	Activity Name - Leave Blank if Not reporting to Activity Level	Text	16	NO				Currently not being collected
ResNam	Resource Name - Leave blank if not reporting to Resource Level	Text	20	NO				Currently not being collected
Period	End Date of Period Where Each Cost Is Time phased	Date/Time	N/A	YES	Calculation	Fiscal Calendar	FSCStart - 1	WHERE FSC Period is NEXT period after Res Rollup Detail.RrdYear & RrdMMM WHERE MMM = 3-character month name (convert into number Jan = 01, Feb = 02, etc.)
WBSDesc	WBS Description - Title Left Blank for OBS Only	Text	254	NO				Not populated. Mapped from CPR Format 1 in PARS II
OBSDesc	OBS Description - Title Left Blank for WBS Only	Text	254	NO				Not populated. Mapped from CPR Format 2 in PARS II
CINBCWS	Cost Incremental Planned Value/BCWS	Decimal	15	YES		Res Rollup Detail	RrdMMM	WHERE MMM = 3-character month name WHERE RrdValueType = S IF IgnoreBCWS <> 1
CINBCWP	Cost Incremental Earned Value/BCWP - No Future Values from Time Now/Status Date	Decimal	15	YES		Res Rollup Detail	RrdMMM	WHERE MMM = 3-character month name WHERE RrdValueType = P IF IgnoreBCWP <> 1
CINACWP	Cost Incremental Actual Value/ACWP - No Future Values from Time Now/Status Date	Decimal	15	YES		Res Rollup Detail	RrdMMM	WHERE MMM = 3-character month name WHERE RrdValueType = A IF IgnoreACWP <> 1

MPM Data Mapping Table (EV_Timephased)

Extraction Utility					Source	Table	Field	Comments
Field	Field Description	Type	Length	Required				
CINCETC	Cost Incremental ETC - Only Future Values from Time Now/Status Date	Decimal	15	YES		Res Rollup Detail	RrdMMM	WHERE MMM = 3-character month name WHERE RrdValueType = E IF IgnoreETC <> 1
QINCBCWS	Quantity Incremental Planned Value/BCWS	Decimal	15	NO				Not supported by MPM
QINCBCWP	Quantity Incremental Earned Value/BCWP -No Future Values from Time Now/Status Date	Decimal	15	NO				Not supported by MPM
QINCACWP	Quantity Incremental Actual Value/ACWP - No Future Values from Time Now/Status Date	Decimal	15	NO				Not supported by MPM
QINCETC	Quantity Incremental ETC - Only Future Values from Time Now/Status Date	Decimal	15	NO				Not supported by MPM

2.4 Network Requirements

The following are the network requirements for the Dekker Extraction Utility:

- The Dekker Extraction Utility requires read access to file system based data for dbf, and Primavera Export (XER) files. This can be local on the computer or in a shared network resource.
- Latest Microsoft Visual FoxPro ODBC Driver or Visual FoxPro OLE DB Provider must be installed on any machine running the Extraction Utility to ensure .DBF files generated by Primavera P3, PRISM®, or COBRA® can be properly read and translated by the Prism and Cobra extraction modules.
- To access Oracle Database data, the Oracle Client must have the appropriate network drivers installed.
- To access an Oracle Database, direct database access must be supported by the internal user network.

2.5 User Interface Requirements

The Extraction Utility uses MS Access forms to provide a portable and simple user interface screen. Users will be able to access all available extraction modules.

The Extraction Utility is equipped with a user-friendly interface to allow users to navigate between the Extraction Tools within the extractor as well as provide more advanced users with the ability to look into CPP Upload Template tables.

Once an Extraction Module is executed, the Utility will display a configuration screen that allows users at different sites to configure the interface according to their environment.

The User Interface will provide status information via the MS Access Status bar and program execution duration timing via dialog boxes. This is helpful for sites with large volumes of data to be processed to allow accurate timing of the execution process.

Invalid user inputs are identified by the system and a dialog will be displayed to prompt the user concerning the error encountered.

All errors encountered during the extraction process are displayed in an Error Report generated by the Extraction Utility at the end of the extraction process.

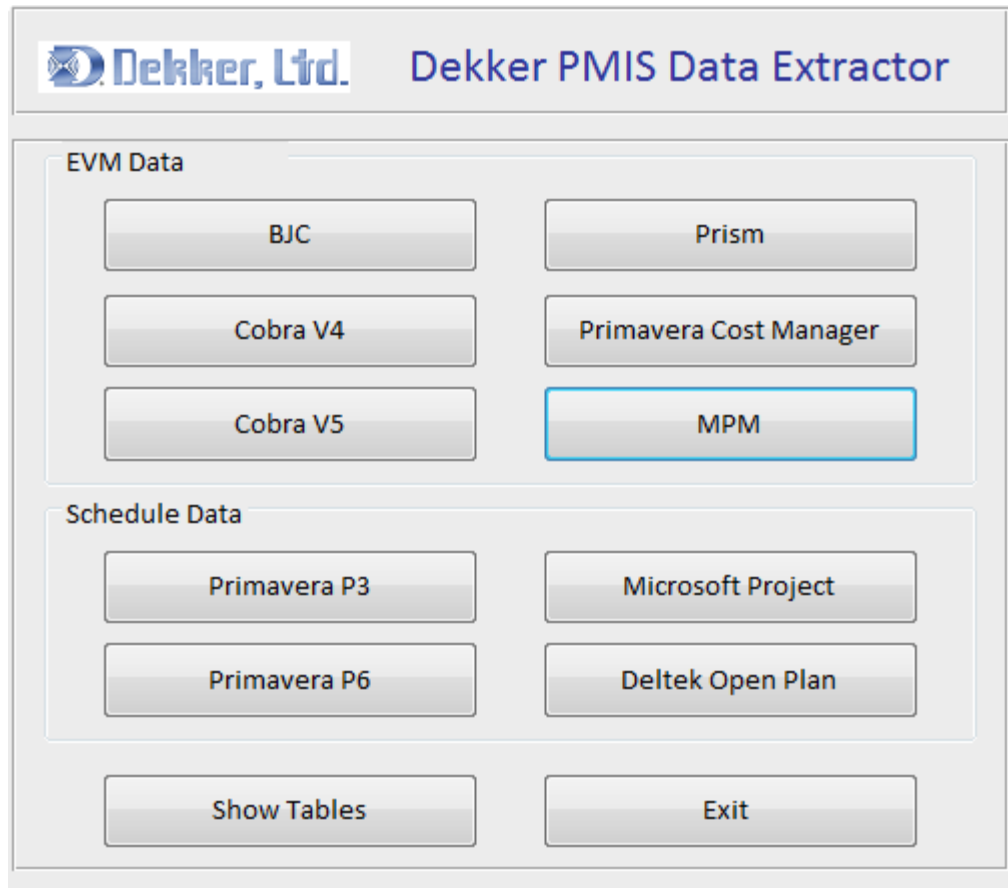


Figure 2: Extraction Utility User Interface

2.5.1 Earned Value Extraction Utility

Currently supported EVMS Systems are PRISM 5.1, COBRA 4.X and COBRA 5.0. Each of the supported systems utilizes separate Extraction Modules equipped with configuration screens. The EV Extraction Module Configuration Screen allows users to configure the interface according to each project's attributes and allows various installations and implementations of supported tools to be used with the same Extraction Module. The user must have specific knowledge of the source data fields and configurations in use in order to configure the user input form.


2.5.1.1 Cobra V4 and Cobra V5 Configuration Screen

The Cobra Configuration Screen consists of the five sections illustrated in Figure 3: Cobra V4 and Cobra V5 Configuration Screen Layout. These sections are discussed in Figure 3 and in Tables 53 through 57. Each section will be used to map the information contained in Cobra directly into the template. This document assumes the Cobra user is familiar with the Cobra configurations as they are implemented at their location. When launching Cobra V4 Extractor Module, the user will see table information for the various possible sources of project data.

Configuration Screen

DEKKER PMIS - Cobra Configuration Screen

Database Connection Information

Database Type: dbf
 Server / Data Path: 
 Schema or Database:
 UserID: Password:

Project Information

ProjectID: Status Date:
 Fiscal File Name:
 Quantity Source:
 Cost Source:

Project Breakdown Structure

WBS Breakfile: WBS Code:
 WBS Level: 1
 OBS Breakfile: OBS Code:
 OBS Level: 1
 Excluded WBS:
 Combine Projects at: Top Level ID: Top Level Description:

Project Cost Set Definition

BCWP CostSet:
 BCWS CostSet:
 BCWS AutoSet
 ACWP CostSet:
 ETC CostSet:

Data is Factored By: None
 Generate CPR Data
 Generate MR Log Data MR Code: MR
 Generate Variance Analysis Data WBS OBS
 WBS/OBS Parent Derivation Source
 Parent Column Tag Column
 WBS/OBS Var Level: All

Ok Cancel

Figure 3: Cobra V4 and Cobra V5 Configuration Screen Layout

2.5.1.1.1 Database Connection Information

The Cobra Configuration screen allows the user to define direct Oracle database connectivity information or a logical path to extracted .dbf data files. Table 53 discusses the elements to enter into the fields.

Table 53: Cobra V4 and Cobra V5 Database Connection Elements

Cobra V4 and Cobra V5 Database Connection Elements		
Item	Title	Description
1	Database Type	A drop down list that allows the user to select the database platform containing the information. Currently supported formats are: Oracle, .dbf.
2	Server/Data Path	Defines the location of the source data. This is an Oracle database server for "Oracle" option, or the user's local machine path to .DBF files.
3	Schema or Database	The name of the database on the Oracle server. This field is used only for the Oracle connection.
4	User ID	User name used to log in to the specified database on the Oracle Server.
5	Password	Password used to log in to the specified database on the Oracle Server.

2.5.1.1.2 Project Information

The Project Information section identifies project level specific settings as defined by the user's instance of Cobra. This information must be accurate and provided by the site/location EV project team. Table 54 describes the elements to enter into the fields.

Table 54: Cobra V4 and Cobra V5 Project Information Elements

Cobra V4 and Cobra V5 Project Information Elements		
Item	Title	Description
1	Project ID	The Project ID as defined in the Cobra database in PROGRAM field of PROGRAM table, or MASTER field of MULTPROG table if multiple projects need to be combined.
2	Status Date	The current period end date of the accounting period for which information is being extracted.
3	Fiscal File Name	The Fiscal File name as defined in the Cobra database in FISCFIELD field of FISCFIELD table.
4	Quantity Source	The field(s) in Cobra TPHASE table containing the quantity values.
5	Cost Source	The field(s) in Cobra TPHASE table containing the cost values.

2.5.1.1.3 Project Breakdown Structure

The Project Breakdown Structure section defines the project by the Work Breakdown Structure (WBS) and Organizational Breakdown Structure (OBS). It identifies the WBS Breakfile, Code, and Level, as well as the OBS Breakfile, Code, and Level. Table 55 describes the elements to enter into the fields.

Table 55: Cobra V4 and Cobra V5 Project Breakdown Structure Elements

Cobra V4 and Cobra V5 Project Breakdown Structure Elements		
Item	Title	Description
1	WBS Breakfile	A Breakdown Structure field value as defined for the specified Cobra project in BREAKFILE field of BREAKDOWN table.
2	WBS Code	The Code field in the Cobra database that contains the WBS Element ID in CAWP table.
3	WBS Level	The level at which the WBS will be extracted. This should be set at the level at which Budget, Earned Value, and Actual Costs are rolled up.
4	OBS Breakfile	A Breakdown Structure field value as defined for the specified Cobra project in BREAKFILE field of BREAKDOWN table.
5	OBS Code	The Code field in the Cobra database that contains the OBS Element ID in CAWP table.
6	OBS Level	The level at which the OBS will be extracted. This should be set at the level at which Budget, Earned Value, and Actual Costs are rolled up.
7	Excluded WBS	Coma-delimited list of WBS elements that should be excluded from the extraction process. Field accepts “?” and “*” wildcards to be used for a single character or a string respectively.

2.5.1.1.4 Project Cost Set Definition

The Project Cost Set Definition section illustrates how the EV and Time-phased data will be imported into the Extraction Utility. It identifies how the data will be factored, the BCWP Cost Set, ACWP Cost Set, and ETC Cost Set. This section also gives users the option to import the CPR data with the time-phased data. Table 56 delineates the elements to enter into the fields.

Table 56: Cobra V4 and Cobra V5 Project Cost Set Definition

Cobra V4 and Cobra V5 Project Cost Set Definition		
Item	Title	Description
1	BCWP Cost Set	The field containing the Cost Element Codes that identify BCWP values in the CLASS field of the TPHASE table.
2	BCWS Cost Set	The field containing the Cost Element Codes that identify BCWS values in the CLASS field of the TPHASE table.
2.1	BCWS Auto-Set Flag	This flag will Auto-Set the fields to automatically retrieve the BCWS Cost Sets. It can only be used if the Cobra configuration is set to populate the BCWS cost set automatically.
3	ACWP Cost Set	The field containing the Cost Element Codes that identify ACWP values in the CLASS field of the TPHASE table.

Cobra V4 and Cobra V5 Project Cost Set Definition		
Item	Title	Description
4	ETC Cost Set	The field containing the Cost Element Codes that identify ETC values in the CLASS field of the TPHASE table.

2.5.1.1.5 Special Configurations

The COBRA Extraction Screen has special configuration options used to control the type and source of information being extracted from the source system and includes general options to allow maximum flexibility for extracting project data. Table 57 identifies these elements.

Table 57: Cobra V4 and Cobra V5 Special Configurations

Cobra V4 and Cobra V5 Special Configurations		
Item	Title	Description
1	Data Is Factored By	A drop down list that allows the user to select the factoring option from the following options: NONE, 100, 1000, or 10000.
2	Generate CPR Data	Enables or disables the generation of Current Period, Cumulative To-Date, and At-Complete values for CPR Formats 1 and 2 from time phased data collected from the source system.
3	WBS/OSB Parent Derivation Source	The WBS OBS Parent Derivation Source Box Option is used to define if the PARENT field or the TAG field of the CAWP table should be used to derive Parent/Child relationships between WBS elements in the WBS hierarchy.
4	Generate MR Log Data	Enables or disables the population of the EV_MR_Log table from the COBRA database.
5	Generate MR Log Data: MR Code	Code used to identify MR Account in the DEBIT/CREDIT fields of the BASELOG table.
6	Generate Variance Analysis Data	Enables or disables population of EV_Var_Analysis_WBS or EV_Var_Analysis_OBS tables from COBRA database.
7	Generate Variance Analysis Data: WBS/OBS	Allows user to select if Variance Analysis Narratives should be extracted by WBS into the EV_Var_Analysis_WBS table or by OBS into the EV_Var_Analysis_OBS table.
8	Generate Variance Analysis Data: WBS/OBS VAR Level	Allows user to control VAR Narratives extraction at a specific WBS/OBS level.

2.5.1.2 Prism Configuration Screen

The Prism Extraction Screen consists of the four sections described below in Figure 4 and Tables 58 through 59. Each section will be used to map the information contained in Prism directly into the template. This document assumes the Prism user is familiar with the Prism configurations as they are implemented at their location. When opening the

MS Access template, the user will see table information for the various possible sources of project data. The user must follow the steps discussed below to launch the Extraction Utility.

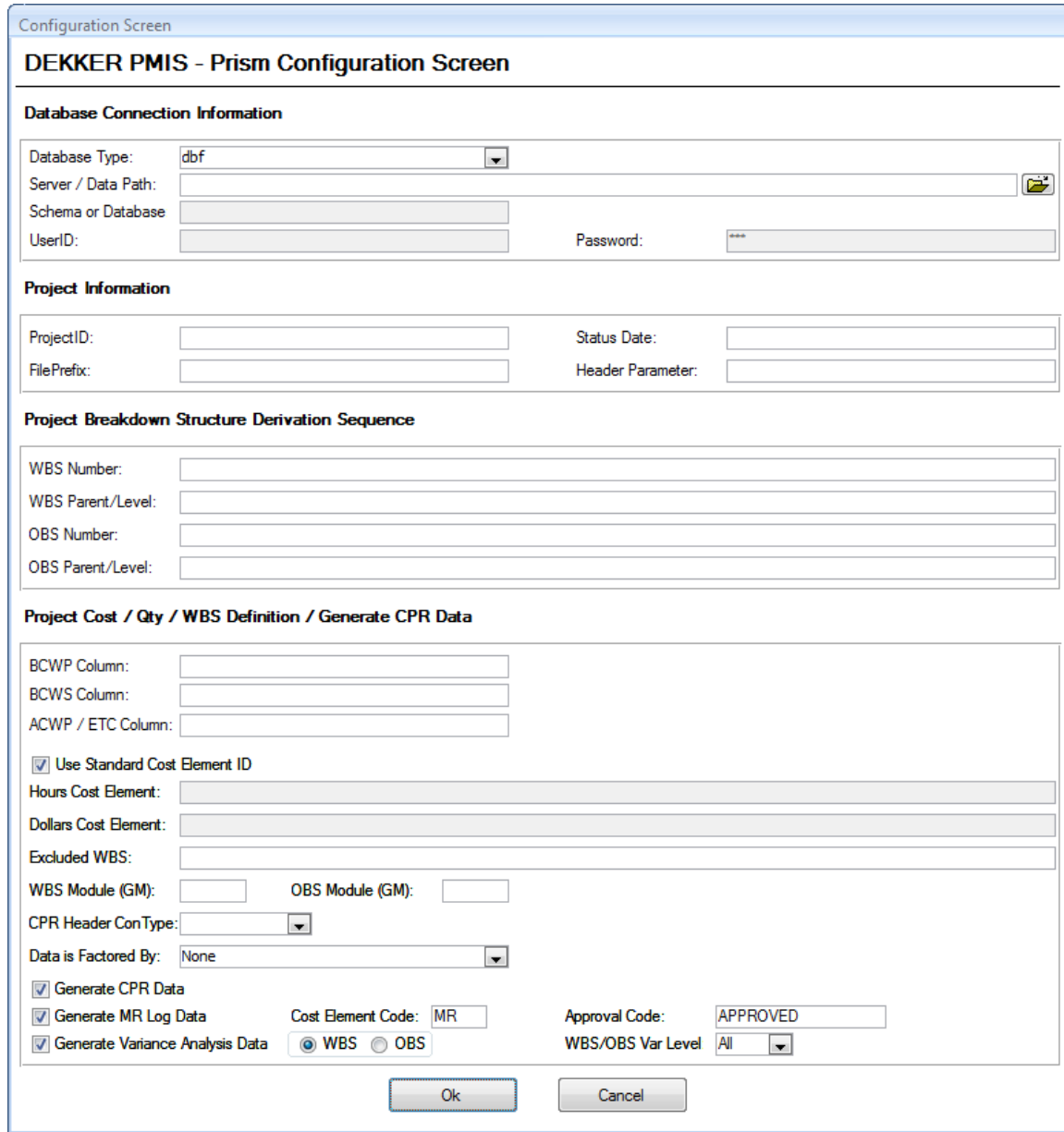


Figure 4: Prism Configuration Screen Layout

2.5.1.2.1 Database Connection Information

The Database Connection Information section identifies the type of database used to import the file. It also identifies the location of that database, the schema of the database, and the security credentials required to access the database (if required). Table 58 identifies the elements to be entered into the fields.

Table 58: Prism Database Connection Information Elements

Prism Database Connection Information Elements		
Item	Title	Description
1	Database Type	A drop down list that allows the user to select the database platform containing the information. Currently supported formats are: .dbf.
2	Server/DataPath	Defines the location of the source data. This is an Oracle database server for "Oracle" option, or the user's local machine path to .DBF files.
3	Schema or Database	The name of the database on the Oracle server. This field is used only for the Oracle connection.
4	User ID	User name used to log in to the specified database on the Oracle Server.
5	Password	Password used to log in to the specified database on the Oracle Server.

2.5.1.2.2 Project Information

The Project Information section shows the Project Identification, Fiscal File Name, Quantity Source, Cost Source, and reporting status data. This information must be accurate and provided by the site/location EV project team. Table 59 delineates the elements to enter into the fields.

Table 59: Prism Project Information Elements

Prism Project Information Elements		
Item	Title	Description
1	Project ID	The Project ID used to identify the project.
2	Status Date	The current period end date of the accounting period for which information is being extracted.
3	File Prefix	The Common Prefix used when data export is generated from PRISM.
4	Header Parameter	User-defined parameter in PARAMETER field of XFRM table used to identify Contract-Level information associated with FRMCRP1 Output.

2.5.1.2.3 Project Breakdown Structure

The Project Breakdown Structure section delineates the project by the Work Breakdown Structure (WBS) and Organizational Breakdown Structure (OBS). It identifies the WBS Breakfile, Code, and Level, as well as the OBS Breakfile, Code, and Level. Table 60 specifies the elements to be entered into the fields.

Table 60: Prism Project Breakdown Structure Elements

Prism Project Breakdown Structure Elements		
Item	Title	Description
1	WBS Number	The groups from PRISM CACC table that are used to define WBS hierarchy. Groups are listed from lowest level to highest
2	WBS Parent/Level	The groups from PRISM CACC table that are used to define WBS Level and parent/child relationships.
3	OBS Number	The groups from PRISM CACC table that are used to define OBS hierarchy.
4	OBS Parent/Level	The groups from PRISM CACC table that are used to define OBS Level and parent/child relationships.

2.5.1.2.4 Project Cost Set Definition

The Project Cost Set Definition section provides guidance as to how the EV and Time-phased data will be imported into the Extraction Utility. It identifies how the data will be factored, the BCWP Cost Set, ACWP Cost Set, and ETC Cost Set. This section also gives users the option to import the CPR data with the time-phased data. Table 61 demonstrates the elements to enter into the fields.

Table 61: Prism Project Cost/Qty/WBS Definition/Generate CPR Data Elements

Prism Project Cost/Qty/WBS Definition/Generate CPR Data Elements		
Item	Title	Description
1	BCWP Column	The field from the PRISM TPHD table that contains BCWP values.
2	BCWS Column	The field from the PRISM TPHD table that contains BCWS values.
3	ACWP/ETC Column	The field from the PRISM TPHD table that contains ACWP and ETC values. All values for previous periods will be considered ACWP, all values for future periods will be considered ETC.
4	Use Standard Cost Element ID	Option to use standard PRISM cost element IDs for COST and HOURS data. Standard extraction uses “#” for hours and all other cost elements that exist in data set for dollars.
5	Hours Cost Element	Specify Cost Elements to be included in the extraction process for EV quantity information.
6	Dollars Cost Element	Specify Cost Elements to be included in the extraction process for EV dollars information.

Prism Project Cost/Qty/WBS Definition/Generate CPR Data Elements		
Item	Title	Description
7	Excluded WBS	Coma-delimited list of WBS elements that should be excluded from the extraction process. Field accepts “?” and “*” wildcards to be used for a single character or a string respectively.
8	WBS Module (GM)	Value used to identify the WBS Description record in the GM field of the PRISM XGRP table.
9	OBS Module (GM)	Value used to identify the OBS Description record in the GM field of the PRISM XGRP table.
10	CPR Header ConType	Dropdown option allowing the user to select the contract type that governs the project being extracted.
11	Data Is Factored By	A drop down list that allows the user to select the factoring option from the following options: NONE, 100, 1,000, or 10,000.
12	Generate CPR Data	Enables or disables the generation of Current Period, Cumulative To-Date, and At-Complete values for CPR Formats 1 and 2 from time phased data collected from the source system.
13	Generate MR Log Data	Enables or disables the population of the EV_MR_Log table from the PRISM database.
14	Generate MR Log Data: Cost Element Code	Code used to identify the MR Account in the CE field of the CBRK table.
15	Generate MR Log Data: Approval Code	Code used in the STATUS field of the CCHG table to identify that a specific change request has been approved.
16	Generate Variance Analysis Data	Enables or disables population of the EV_Var_Analysis_WBS or EV_Var_Analysis_OBS tables from the PRISM database.
17	Generate Variance Analysis Data: WBS/OBS	Allows user to select if Variance Analysis Narratives should be extracted by WBS into the EV_Var_Analysis_WBS table or by OBS into the EV_Var_Analysis_OBS table.
18	Generate Variance Analysis Data: WBS/OBS VAR Level	Allows user to control VAR Narratives extraction at a specific WBS/OBS level.

2.5.1.3 Cost Manager Configuration Screen

The Cost Manager Extraction Screen consists of the four sections described below in Figure 5 and Tables 62 through 67. Each section will be used to map the information contained in Cost Manager Export XML files directly into the template. This document assumes the Cost Manager user is familiar with their specific configurations as they are implemented at their location. When opening the MS Access template, the user will see table information for the various possible sources of project data. The user must follow the steps discussed below to launch the Extraction Utility.

Configuration Screen
DEKKER PMIS - Primavera Cost Manager Configuration Screen

Database Connection Information

Database Type:

winsight XML Path:

Baseline XML Path:

Actual XML Path:

ETC Options

ETC Source: Forecast XML EAC Formula

Forecast XML Path:

EAC Formula:

Project Information

Project ID: Status Period Year: Period Month:

Calendar Type: CPR Period End Date:

Contractor Address Source:

CPR Header ConType:

BCWS, BCWP, ACWP, and ETC Burdens

BCWS Burdens:

BCWP Burdens:

ACWP Burdens:

ETC Burdens:

WBS/OBS Options

Top WBS Number

Standard Remove Replace With

WBS Level:

Exclude WBS:

Ignore OBS

Other Options

Data is Factored By:

Generate CPR Data

Figure 5: Cost Manager Configuration Screen Layout

2.5.1.3.1 Database Connection Information

The Database Connection Information section identifies the type of database used to import the file. It also identifies the location of that database, the schema of the database, and the security credentials required to access the database (if required). Table 62 identifies the elements to be entered into the fields.

Table 62: Cost Manager Database Connection Information Elements

Cost Manager Database Connection Information Elements		
Item	Title	Description
1	Database Type	A drop down list that allows the user to select the database platform containing the information. Currently supported formats are: .xml.
2	wInSight XML Path	Defines the location of the wInSight export XML file generated by Cost Manager that contains WBS/OBS structures and CPR Header information. This is the user's local machine path to this .XML file.
3	Baseline XML Path	Defines the location of the Baseline Basis export XML file generated by Cost Manager that contains Time phased BCWS and BCWP values. This is the user's local machine path to this .XML file.
4	Actual XML Path	Defines the location of the Actual Basis export XML file generated by Cost Manager that contains Time phased ACWP values. This is the user's local machine path to this .XML file.

2.5.1.3.2 ETC Options

The ETC Options section allows the user to configure the population of EAC and/or time phased ETC values based on the way Cost Manager was configured at their location. Table 63 identifies the elements to be entered into the fields.

Table 63: Cost Manager ETC Options Elements

Cost Manager ETC Options Elements		
Item	Title	Description
1	ETC Source	Provides an option to populate time phased ETC values into the EV_Timephased table directly from the Forecast Basis export XML file OR leave out the time phased ETC values and populate only EAC at each Control Account using a formula as configured within the user's installation of Cost Manager. <ul style="list-style-type: none"> - Forecast XML - EAC Formula

Cost Manager ETC Options Elements		
Item	Title	Description
2	Forecast XML Path	Defines the location of the Forecast Basis export XML file generated by Cost Manager that contains the Time phased ETC values. This is the user's local machine path to this .XML file.
3	EAC Formula	Allows selection of a specific formula to calculate EAC value at each Control Account based on the SPA data available. The following formula's are currently available: <ul style="list-style-type: none"> - ACWP + (BAC – BCWP) - ACWP + ((BAC – BCWP) / CPI) - BAC / CPI - BAC (sets EAC = BAC)

2.5.1.3.3 Project Information

The Project Information section identifies project level specific settings as defined by the user's instance of Cost Manager. This information must be accurate and provided by the site/location EV project team. Table 64 describes the elements to enter into the fields.

Table 64: Cost Manager Database Connection Information Elements

Cost Manager Project Information Elements		
Item	Title	Description
1	Project ID	Project ID used to identify the project in the user's system.
2	Calendar Type	Dropdown option allows user to select if Cost Manager was configured to use Fiscal or Calendar periods. <ul style="list-style-type: none"> - Calendar - Fiscal
3	Status Period Year	Year of the current period. This should align with the Calendar Type selection.
4	Status Period Month	Period of the current year. This should align with the Calendar Type selection.
5	CPR Period End Date	Calendar end date of the contractor's month-end as displayed on Cost Manager-generated CPR reports.
6	Contractor Address Source	XML tag names where the contractor address is stored within wInSight XML.
7	CPR Header ConType	Dropdown option allowing the user to select the contract type that governs the project being extracted.

2.5.1.3.4 BCWS, BCWP, ACWP, and ETC Burdens

The BCWS, BCWP, ACWP, and ETC Burdens section allows the user to configure burdens used within Cost Manager for the extraction of fully burdened project data. Table 65 identifies the elements to enter into the fields.

Table 65: Cost Manager BCWS, BCWP, ACWP, and ETC Burdens Elements

Cost Manager BCWS, BCWP, ACWP, and ETC Burdens Elements		
Item	Title	Description
1	BCWS Burdens	Identifies field names where Burden values for BCWS are stored in Baseline Basis export XML file.
2	BCWP Burdens	Identifies field names where Burden values for BCWP are stored in Baseline Basis export XML file. These burden values are used to calculate BAC to which the % Complete value of BCWP is applied.
3	ACWP Burdens	Identifies the field names where Burden values for ACWP are stored in Actual Basis export XML file.
4	ETC Burdens	Identifies the field names where Burden values for BCWS are stored in Forecast Basis export XML files.

2.5.1.3.5 WBS/OBS Options

The WBS/OBS Options section allows the user to configure WBS and OBS structures to be extracted from the export files to meet Dekker PMIS/DOE PARS II requirements based on the specific setup of each individual installation of Cost Manager. Table 66 identifies the elements to enter into the fields.

Table 66: Cost Manager Database Connection Information Elements

Cost Manager WBS/OBS Options Elements		
Item	Title	Description
1	Top WBS Number	The option for Removing or Replacing With SPECIFIED VALUE the top level WBS Element to simplify or standardize reporting of the WBS structure into Dekker PMIS/DOE PARS II from the source system. Choosing the Standard option will leave the top level WBS Element intact as it exists in the contractor's system.
2	WBS Level	The level at which the WBS will be extracted. This should be set at the level at which Budget, Earned Value, and Actual Costs are rolled up.

Cost Manager WBS/OBS Options Elements		
Item	Title	Description
3	Exclude WBS	Coma-delimited list of WBS elements that should be excluded from the extraction process. Field accepts “?” and “*” wildcards to be used for a single character or a string, respectively.
4	Ignore OBS	Provides the user with the ability to ignore the OBS structure and extract data by WBS only in the event OBS was not setup within the source system or the structure does not meet Dekker PMIS/DOE PARS II requirements.

2.5.1.3.6 Other Options

The Other Options section is used to control the type and source of information being extracted from the source system and to include general options to allow maximum flexibility for extracting project data. Table 67 identifies the elements to enter into the fields.

Table 67: Cost Manager Other Options Elements

Cost Manager Other Options Elements		
Item	Title	Description
1	Data is Factored By	A drop down list that allows the user to select the factoring option from the following options: NONE, 100, 1,000, or 10,000.
2	Generate CPR Data	Enables or disables the generation of Current Period, Cumulative To-Date, and At-Complete values for CPR Formats 1 and 2 from time phased data collected from the source system.

2.5.1.4 Custom BJC PCMS System Configuration Screen

The Custom BJC PCMS Screen consists of the two sections described below in Figure 6 and Tables 68 and 69 as well as access to the CPR Header data input screen illustrated in Figure 7. Each section will be used to map the information contained in BJC PCMS directly into the template. When opening the MS Access template, the user will see table information for the various possible sources of project data. The user must follow the steps discussed below to launch the Extraction Utility.

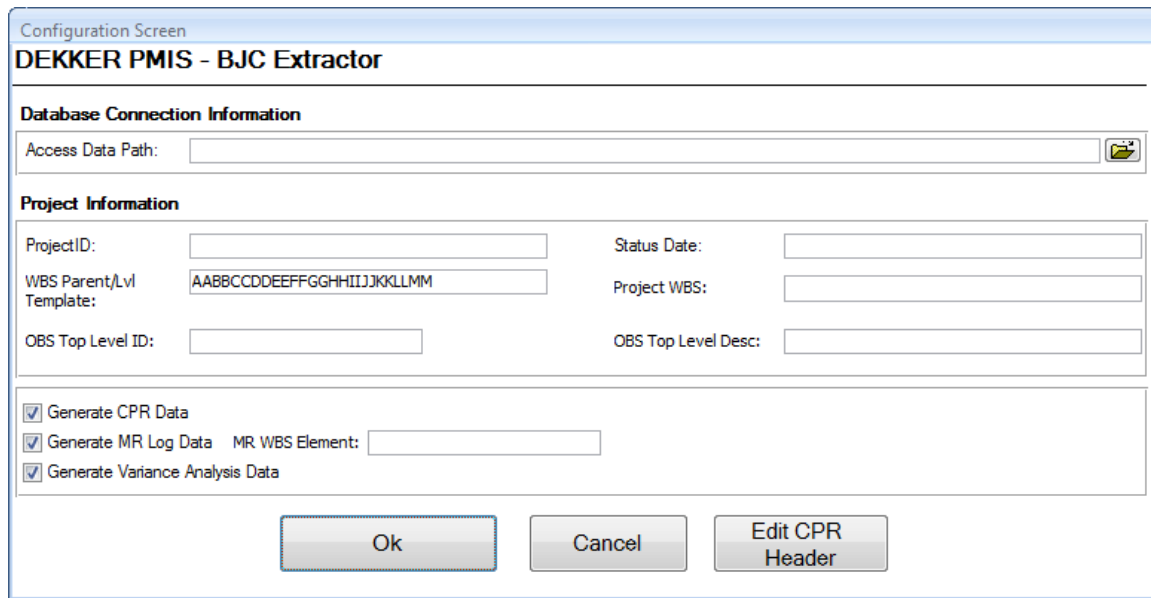


Figure 6: Custom BJC PCMS Configuration Screen Layout

2.5.1.4.1 Database Connection Information

The Database Connection Information section identifies the location of the source MS Access database containing the BJC PCMS source system project data. Table 68 identifies the elements to enter into the fields.

Table 68: Custom BJC PCMS System Database Connection Information Elements

BJC PCMS Database Connection Information Elements		
Item	Title	Description
2	Access Data Path	Defines the location of the MS Access export .MDB file generated by BJC PCMS that contains all of the required project data. This is the user's local machine path to this .MDB file.

2.5.1.4.2 Project Information

The Project Information section identifies project level specific settings as defined by the system administrator. This information must be accurate and provided by the site/location EV project team. Table 69 identifies the elements to enter into the fields.

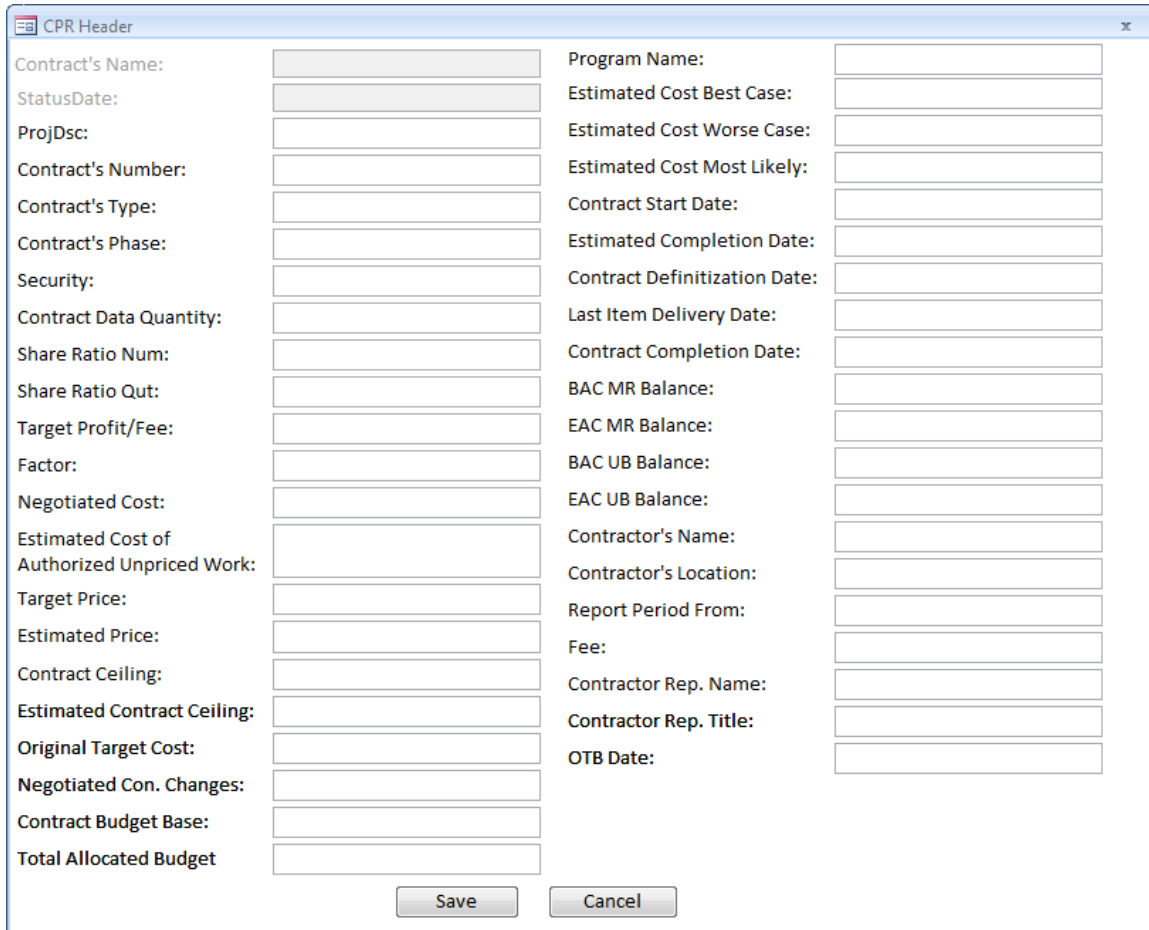
Table 69: Custom BJC PCMS System Database Connection Information Elements

BJC PCMS Database Connection Information Elements		
Item	Title	Description
1	Project ID	Project ID used to identify the project in the user's system.
2	Status Date	The current period end date of the accounting period for which information is being extracted.

BJC PCMS Database Connection Information Elements		
Item	Title	Description
3	WBS Parent/Lvl Template	Allows for definition of the WBS Element string format to separate WBS structure parent/child relationships and determine the element level within the WBS structure. This field accepts alpha characters in alphabetical order.
4	Project WBS	Defines the starting WBS element for a single project maintained within a group of projects in an export file.
5	OBS Top Level ID	Defines the Top OBS Element to be entered in the EV_CPR_Format2 table.
6	OBS Top Level Desc	Defines the Top OBS Element Description to be entered in the EV_CPR_Format2 table.
7	Generate CPR Data	Enables or disables the generation of Current Period, Cumulative To-Date, and At-Complete values for CPR Formats 1 and 2 from time phased data collected from the source system.
8	Generate MR Log Data	Enables or disables the population of the EV_MR_Log table from the BJC PCMS database.
9	MR WBS Element	The WBS Element used to track MR Transactions for a selected project within the source system.
10	Generate Variance Analysis Data	Enables or disables the population of the EV_Var_Analysis_WBS table from the BJC PCMS database.

2.5.1.4.3 BJC PCMS CPR Header Information Input Screen

The CPR Header Information Input Screen allows the user to enter the CPR Header information required for Dekker PMIS/DOE PARS II upload which is not maintained in the BJC PCMS source system. Figure 7 illustrates the screen and the input fields. See Table 35 for field definition.



The screenshot shows a window titled "CPR Header" with a grid of input fields. The fields are organized into two columns. The left column contains fields for Contract's Name, StatusDate, ProjDsc, Contract's Number, Contract's Type, Contract's Phase, Security, Contract Data Quantity, Share Ratio Num, Share Ratio Out, Target Profit/Fee, Factor, Negotiated Cost, Estimated Cost of Authorized Unpriced Work, Target Price, Estimated Price, Contract Ceiling, Estimated Contract Ceiling, Original Target Cost, Negotiated Con. Changes, Contract Budget Base, and Total Allocated Budget. The right column contains fields for Program Name, Estimated Cost Best Case, Estimated Cost Worse Case, Estimated Cost Most Likely, Contract Start Date, Estimated Completion Date, Contract Definitization Date, Last Item Delivery Date, Contract Completion Date, BAC MR Balance, EAC MR Balance, BAC UB Balance, EAC UB Balance, Contractor's Name, Contractor's Location, Report Period From, Fee, Contractor Rep. Name, Contractor Rep. Title, and OTB Date. At the bottom of the window are "Save" and "Cancel" buttons.

Figure 7: Custom BJC PCMS CPR Header Screen Layout

2.5.2 Schedule Extraction Utility

Scheduling Tools currently supported include Primavera P3 and Primavera P6. Each of the supported systems utilizes a separate Extraction Module equipped with a configuration screen. The Schedule Extraction Module Configuration Screen allows users to configure the interface according to each project's attributes and allows various installations and implementations of supported tools to be used with the same Extraction Module. The user must have specific knowledge of the source data fields and configurations in use in order to configure the user input form.

2.5.2.1 Primavera P3 Configuration Screen

The Extraction Utility interface consists of two sections as shown in Figure 8 below. Section one identifies the mechanism for importing the data into the utility. Section two allows the user to select the status date and begin the import process.

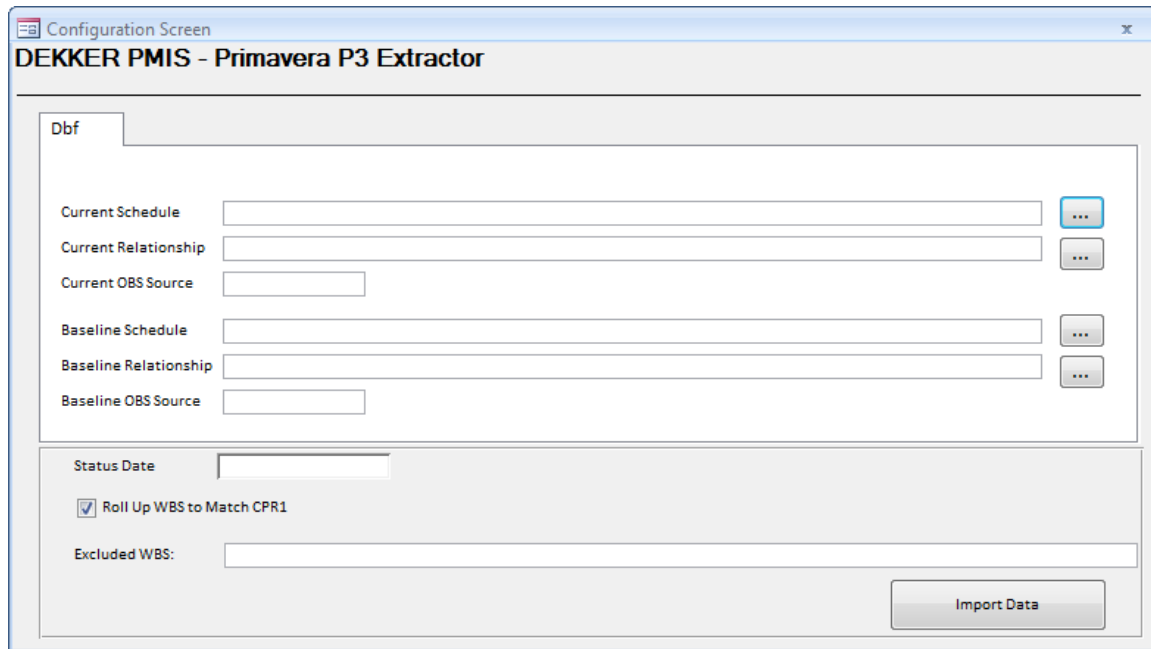


Figure 8: Primavera P3 Configuration Screen

2.5.2.1.1 Import Mechanism

The P3 importing mechanism only imports database .DBF Files. The DBF function allows the user to browse for the Current Schedule DBF file, Current Relationship DBF file, Baseline Schedule DBF File, and Baseline Relationship DBF File to import the data into the extraction utility.

In addition, Current and Baseline OBS Source input fields are available for the user to specify the database field or Activity Code used to store an OBS assignment within their instance of Primavera P3. No Input in the field will leave all schedule activities unassigned to any OBS element and should only be used if an OBS assignment has not been setup within the contractor's Primavera P3 schedule.

2.5.2.1.2 Primavera P3 Configuration Options

The "Status Date" allows the user to import in "Period Status Date" for the reporting period. The "Importing" function will begin the data import process.

Table 70: Primavera P3 Configuration Elements

Primavera P3 Configuration Elements		
Item	Title	Description
1	Status Date	The current period end date of the accounting period for which information is being extracted.

Primavera P3 Configuration Elements		
Item	Title	Description
2	WBS Rollup	Enables or disables functionality of re-assigning activities from the current WBS specified in P3 tables to the lowest available WBS Element in the EV_CPR_Format1 table within the same WBS leg.
3	Excluded WBS	Coma-delimited list of WBS elements that should be excluded from the extraction process. Field accepts “?” and “*” wildcards to be used for a single character or a string respectively.

2.5.2.2 Primavera P6 Configuration Screen

The Extraction Utility interface consists of the two sections shown in Figure 9. Section one identifies the mechanism for importing the data into the utility. Section two allows the user to customize the utility based on their site/location’s custom configurations.

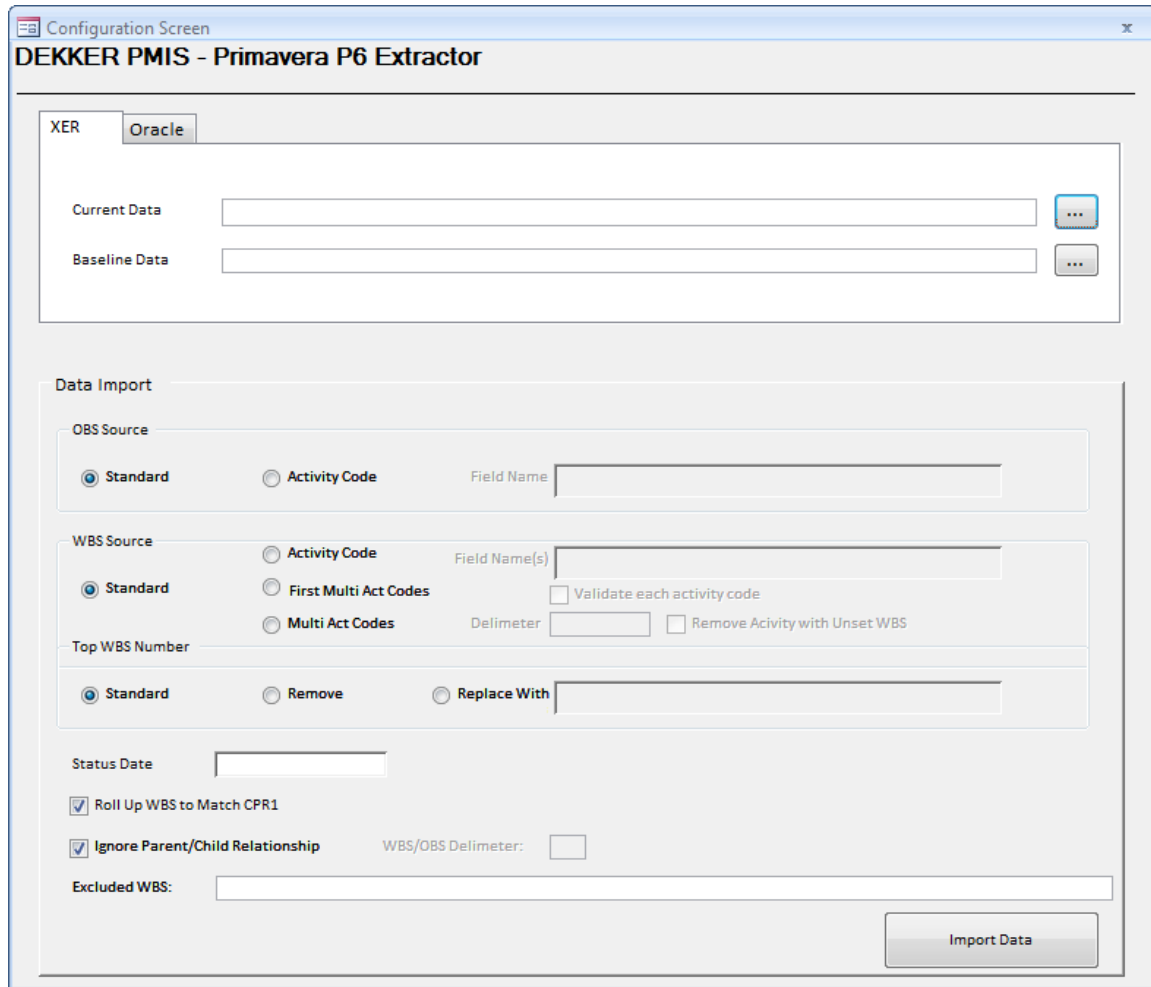


Figure 9: Primavera P6 XER Configuration Screen

2.5.2.2.1 Import Mechanism

The XER Data Access function as shown in Figure 10 allows the user to browse for the XER files exported from Primavera P6 to import the data into the extraction utility. The

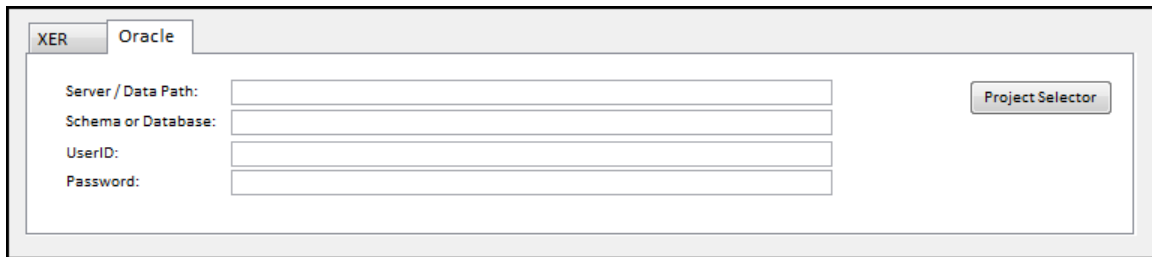
Oracle Data Access function as shown in Figure 11 allows the user to connect the extraction utility directly to the Oracle database.

The Project Selector option, as illustrated in Figure 12, provides the user the ability to select current and baseline projects that contain needed project schedule data from the list of all projects available in the Primavera P6 Oracle Database.



The screenshot shows a software window titled 'XER' with a sub-tab 'Oracle'. Inside the window, there are two input fields: 'Current Data' and 'Baseline Data'. Each field has a text input area followed by a small blue button with three dots (a menu icon).

Figure 10: P6 XER Import Screen



The screenshot shows a software window titled 'XER' with a sub-tab 'Oracle'. Inside the window, there are four input fields: 'Server / Data Path:', 'Schema or Database:', 'UserID:', and 'Password:'. To the right of these fields is a button labeled 'Project Selector'.

Figure 11: P6 Oracle Import Screen

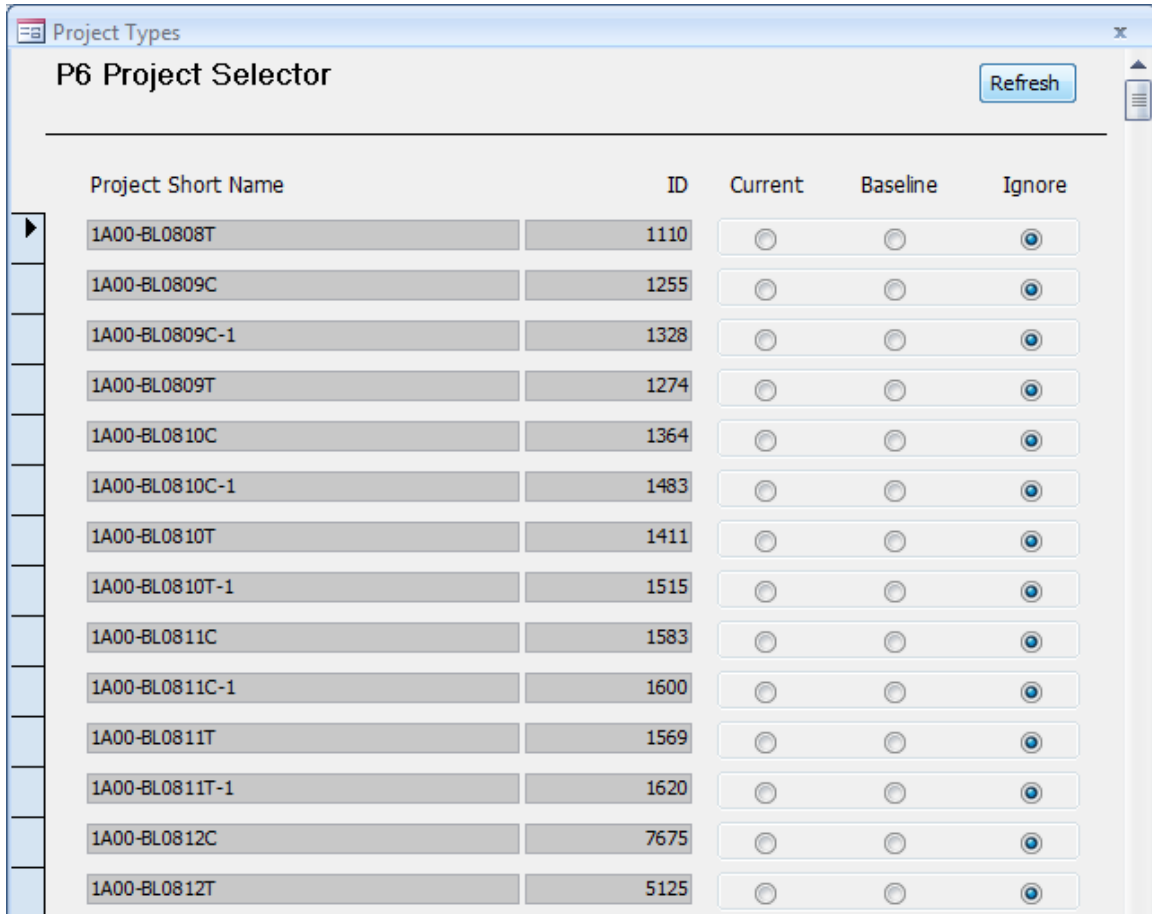


Figure 12: Primavera P6 Project Selector Screen

2.5.2.2 Primavera P6 Configuration Options

The Data Import function of the utility is used for site custom configuration. For the OBS and WBS Source Data, “Normal” is selected when the data is being extracted directly from the Primavera OBS/WBS field. The “Activity Code” uses a specified Activity Code for the OBS and/or WBS. This function allows the user to specify the location of the OBS/WBS source data to be imported.

Table 71: Primavera P6 Configuration Elements

Primavera P6 Configuration Elements		
Item	Title	Description
1	OBS Source	Option for using the standard Primavera P6 field definition to assign the appropriate OBS element to each activity OR Activity Code field that was designated by the Primavera P6 administrator to store OBS assignment information for each activity.

Primavera P6 Configuration Elements		
Item	Title	Description
2	WBS Source	Option for using the standard Primavera P6 field definition to assign the appropriate WBS element to each activity OR multiple options of Activity Code field(s) that was designated by the Primavera P6 administrator to store WBS assignment information for each activity. See table 67 for details of each option.
3	Top WBS Number	Option for Removing or Replacing With SPECIFIED VALUE the top level WBS Element to match the Top Level WBS Element used in the EVMS System. Choosing the Standard option will leave the entire WBS structure, including the top level WBS Element as it exists in the contractor's system.
4	Status Date	The current period end date of the accounting period for which information is being extracted.
5	Roll Up WBS To match CPR1	Enables or disables functionality of re-assigning activities from current WBS as specified in P6 tables to lowest available WBS Element in the EV_CPR_Format1 table within the same WBS leg.
6	Excluded WBS	Coma-delimited list of WBS elements that should be excluded from the extraction process. Field accepts "?" and "*" wildcards to be used for a single character or a string respectively.

Table 72: Primavera P6 WBS Source Options

Primavera P6 WBS Source Options		
Item	Title	Description
1	Activity Code	Use of a single Activity Code that contains the entire WBS structure. Use in conjunction with Ignore Parent/Child Relationship check box to specify if a WBS structure within the selected Activity Code is stored as an entire WBS Element within a field OR each lower level element is set as a child of a higher element. Checked = Entire WBS Element is stored within Activity Code field Unchecked = Parent/Child relationship between WBS components is used. This requires the user to also specify WBS Delimiter to separate WBS components/levels.

Primavera P6 WBS Source Options		
Item	Title	Description
2	First Multi Act Codes	<p>The use of multiple Activity Codes depends on the WBS level at which an activity is assigned. This option also accepts a comma-delimited list of Activity Codes up to a maximum of 254 characters.</p> <p>Functionality will assign the activity to the first Activity Code containing value other than NULL OR the first Activity Code containing a VALID WBS element if “Validate Each Activity Code” is turned on.</p>
3	Multi Act Codes	<p>Use of multiple Activity Codes where each Activity Code listed is used to store an individual component of a WBS Element. This option also accepts a comma-delimited list of Activity Codes up to a maximum of 254 characters.</p> <p>Functionality will assign the activity to the WBS Element resulting from concatenation of each Listed Activity Code from left to right using a specified “Delimiter”.</p> <p>If “Remove Activity with Unset WBS” is turned on, all activities assigned to a WBS where one or all of its components could not be determined will be deleted.</p>

2.5.2.3 MS Project Configuration Screen

The Extraction Utility interface consists of the two sections shown in Figure 13. Section one identifies the project source data files and project level information. Section two allows the user to customize the utility based on their site/location’s custom configurations.

Note: Fields used to populate dropdown options in the Mapping section are derived from Microsoft Project Object Library. The user must ensure that Microsoft Project Object Library Reference Link is enabled and MS Project 2003 is installed on the user’s PC for the extraction process to work correctly.

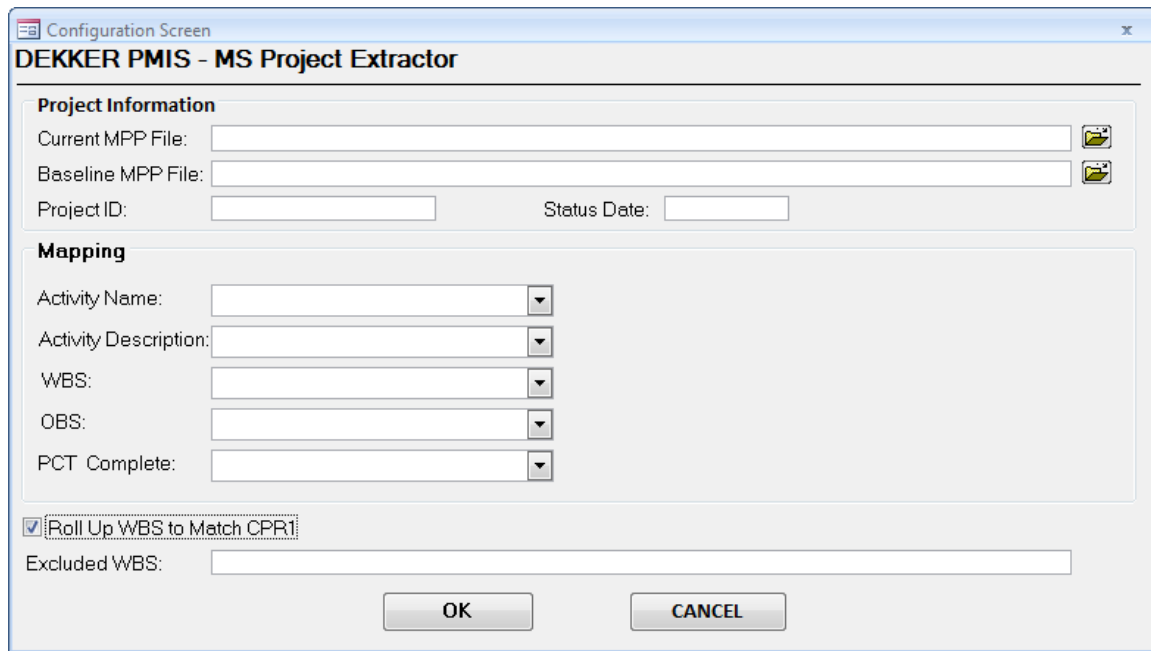


Figure 13: MS Project Configuration Screen

2.5.2.3.1 *Project Information*

The Project Information section identifies the location of project source data files and specifics of the project schedule being extracted. Table 73 describes the elements to enter into the fields.

Table 73: MS Project Project Information Elements

MS Project Project Information Elements		
Item	Title	Description
1	Current MPP File	Defines the location of the MPP file containing the current working schedule. This is the user's local machine path to this .MPP file.
2	Baseline MPP File	Defines the location of the MPP file containing the latest approved baseline schedule. This is the user's local machine path to this .MPP file. This can be left blank if the contractor does not maintain a separate MS Project file with a baseline schedule.
3	Project ID	The Project ID used to identify the project.
4	Status Date	The current period end date of the accounting period for which information is being extracted.

2.5.2.3.2 *Mapping*

The Mapping section identifies the MS Project fields used to store specific schedule information. Table 74 describes the elements to enter into the fields.

Table 74: MS Project Mapping Elements

MS Project Mapping Elements		
Item	Title	Description
1	Activity Name	MS Project field used to store the Activity Name information. This must be a unique activity identifier.
2	Activity Description	MS Project field used to store the Activity Description information.
3	WBS	MS Project field used to store the WBS assignment information.
4	OBS	MS Project field used to store the OBS assignment information.
5	PCT Complete	MS Project field used to store the activity's Percent Complete information.
6	Roll Up WBS to Match CPR1	Enables or disables functionality of re-assigning activities from current WBS as specified in P6 tables to the lowest available WBS Element in the EV_CPR_Format1 table within the same WBS leg.
7	Excluded WBS	Coma-delimited list of WBS elements that should be excluded from the extraction process. Field accepts "?" and "*" wildcards to be used for a single character or a string respectively.

2.5.2.4 Open Plan Configuration Screen

The Extraction Utility interface consists of the two sections shown in Figure 14. Section one identifies the project source data files and project level information. Section two allows the user to customize the utility based on their site/location's custom configurations.

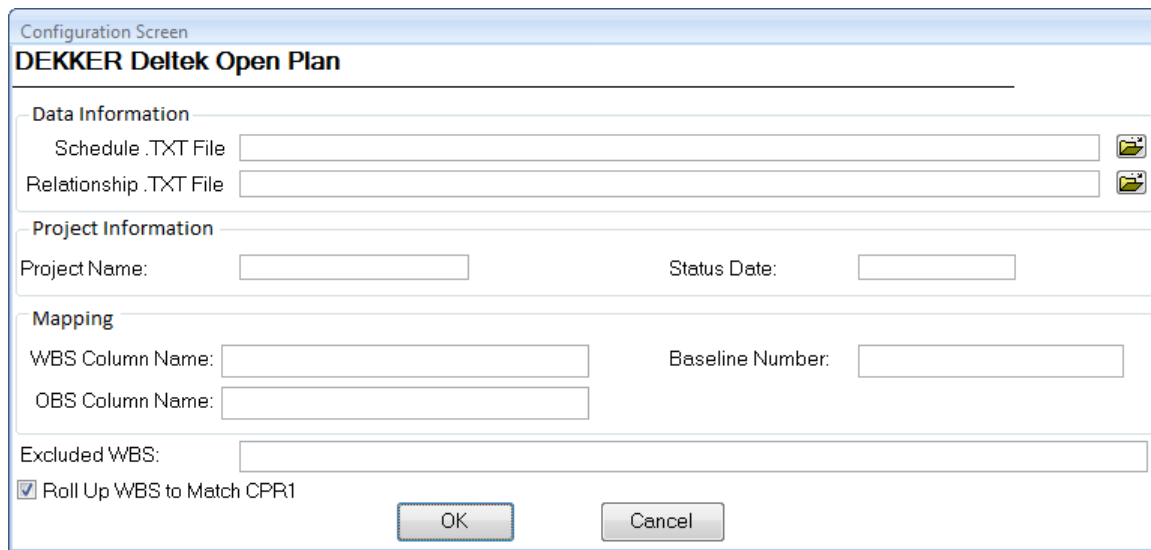


Figure 14: Open Plan Configuration Screen

2.5.2.4.1 Data Information

The Data Information section identifies the location of project source data files. Table 75 describes the elements to enter into the fields.

Table 75: Open Plan Data Information Elements

Open Plan Data Information Elements		
Item	Title	Description
1	Schedule TXT File	Defines the location of the export TXT file containing the current and baseline schedule activity information. This is the user's local machine path to this .TXT file.
2	Relationship TXT File	Defines the location of the export TXT file containing the current working schedule activity information. This is the user's local machine path to this .TXT file.

2.5.2.4.2 Project Information

The Project Information section identifies the specifics of the project schedule being extracted. Table 76 describes the elements to enter into the fields.

Table 76: Open Plan Project Information Elements

Open Plan Project Information Elements		
Item	Title	Description
1	Project ID	The Project ID used to identify the project.
2	Status Date	The current period end date of the accounting period for which information is being extracted.

2.5.2.4.3 Mapping

The Mapping section identifies Open Plan fields used to store specific schedule information. Table 77 describes the elements to enter into the fields.

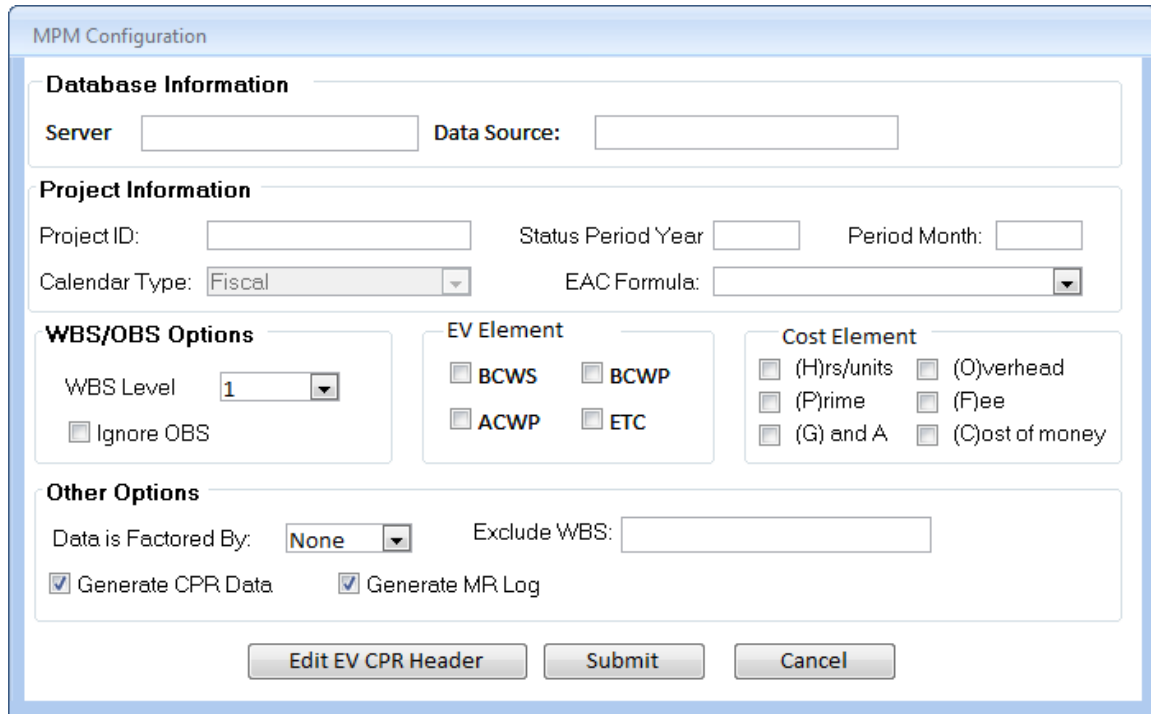
Table 77: Open Plan Mapping Elements

Open Plan Mapping Elements		
Item	Title	Description
1	WBS	Open Plan field used to store the WBS assignment information.
2	OBS	Open Plan field used to store the OBS assignment information.
3	Baseline Number	Specifies the baseline fields to be used for the extraction of baseline project data
4	Roll Up WBS to Match CPR1	Enables or disables functionality of re-assigning activities from the current WBS as specified in P6 tables to the lowest available WBS Element in the EV_CPR_Format1 table within the same WBS leg.

Open Plan Mapping Elements		
Item	Title	Description
5	Excluded WBS	Coma-delimited list of WBS elements that should be excluded from the extraction process. Field accepts “?” and “*” wildcards to be used for a single character or a string, respectively.

2.5.2.5 MPM Configuration Screen

The Extraction Utility interface consists of the two sections shown in Figure 15. Section one identifies the project source data files. Section two allows the user to customize the utility based on their site/location’s custom configurations.



The screenshot shows the 'MPM Configuration' dialog box with the following sections:

- Database Information:** Server (text box), Data Source (text box).
- Project Information:** Project ID (text box), Status Period Year (text box), Period Month (text box), Calendar Type (dropdown menu, currently 'Fiscal'), EAC Formula (dropdown menu).
- WBS/OBS Options:** WBS Level (dropdown menu, currently '1'), Ignore OBS (checkbox).
- EV Element:** BCWS (checkbox), BCWP (checkbox), ACWP (checkbox), ETC (checkbox).
- Cost Element:** (H)rs/units (checkbox), (O)verhead (checkbox), (P)rime (checkbox), (F)ee (checkbox), (G) and A (checkbox), (C)ost of money (checkbox).
- Other Options:** Data is Factored By (dropdown menu, currently 'None'), Exclude WBS (text box), Generate CPR Data (checkbox, checked), Generate MR Log (checkbox, checked).

Buttons at the bottom: Edit EV CPR Header, Submit, Cancel.

Figure 15: MPM Configuration Screen

2.5.2.5.1 Database Information

The Database Information section identifies the location of project source data files. Table 78 describes the elements to enter into the fields.

Table 78: MPM Database Information Elements

MPM Database Information Elements		
Item	Title	Description
1	Server	Defines the location of the source data. This is a database server name.

MPM Database Information Elements		
Item	Title	Description
2	Data Source	Defines the location of the source data. This is a name of the data source used to connect to MPM Btrieve database.

2.5.2.5.2 Project Information

The Project Information section identifies the specifics of the project data being extracted. Table 79 describes the elements to enter into the fields.

Table 79: MPM Project Information Elements

MPM Project Information Elements		
Item	Title	Description
1	Project ID	The Project ID used to identify the project.
2	Calendar Type	Dropdown option allows user to select if Cost Manager was configured to use Fiscal or Calendar periods. - Calendar - Fiscal
3	Status Period Year	Year of the current period. This should align with the Calendar Type selection.
4	Period Month	Period of the current year. This should align with the Calendar Type selection.
5	EAC Formula	Allows selection of a specific formula to calculate EAC value at each Control Account based on the SPA data available. The following formula's are currently available: - $ACWP + (BAC - BCWP)$ - $ACWP + ((BAC - BCWP) / CPI)$ - BAC / CPI - BAC (sets $EAC = BAC$)

2.5.2.5.3 WBS/OBS Options, EV Element, Cost Element

The WBS/OBS Options, EV Element, and Cost Element sections allow the user to define specifics of the EV data to be extracted from the MPM source data. Table 80 describes the elements to enter into the fields.

Table 80: MPM WBS/OBS, EV, and Cost Elements

MPM WBS/OBS, EV, and Cost Elements		
Item	Title	Description
1	WBS Level	The level at which the WBS will be extracted. This should be set at the level at which Budget, Earned Value, and Actual Costs are rolled up.

MPM WBS/OBS, EV, and Cost Elements		
Item	Title	Description
2	Ignore OBS	Provides the user with the ability to ignore the OBS structure and extract data by WBS only in the event OBS was not set up within the source system, or the structure does not meet Dekker PMIS/DOE PARS II requirements.
3	BCWS	Provides the user with the ability to ignore the extraction of BCWS values (Incremental, Cumulative, and At-Complete) in the event they were not setup within the source system, or the configuration does not meet Dekker PMIS/DOE PARS II requirements.
4	BCWP	Provides the user with the ability to ignore the extraction of BCWP values (Incremental and Cumulative) in the event they were not setup within the source system, or the configuration does not meet Dekker PMIS/DOE PARS II requirements.
5	ACWP	Provides the user with the ability to ignore the extraction of ACWP values (Incremental, Cumulative, and At-Complete) in the event they were not setup within the source system, or the configuration does not meet Dekker PMIS/DOE PARS II requirements.
6	ETC	Provides the user with the ability to ignore the extraction of ETC values (Incremental and At-Complete) in the event they were not setup within the source system, or the configuration does not meet Dekker PMIS/DOE PARS II requirements.
7	(H)rs/units	Provides the user with the ability to specify if Hours (H cost set in MPM database) should be included as part of the extraction process and added to determine the total per-period incremental BCWS, BCWP, ACWP, and ETC for each WBS element
8	(P)rime	Provides the user with the ability to specify if Prime (P cost set in MPM database) should be included as part of the extraction process and added to determine the total per-period incremental BCWS, BCWP, ACWP, and ETC for each WBS element
9	(G) and A	Provides the user with the ability to specify if General and Administrative (G cost set in MPM database) should be included as part of the extraction process and added to determine the total per-period incremental BCWS, BCWP, ACWP, and ETC for each WBS element
10	(O)verhead	Provides the user with the ability to specify if Overhead (O cost set in MPM database) should be included as part of the extraction process and added to determine the total per-period incremental BCWS, BCWP, ACWP, and ETC for each WBS element

MPM WBS/OBS, EV, and Cost Elements		
Item	Title	Description
11	(F)ee	Provides the user with the ability to specify if Fee (F cost set in MPM database) should be included as part of the extraction process and added to determine the total per-period incremental BCWS, BCWP, ACWP, and ETC for each WBS element
12	(C)ost of money	Provides the user with the ability to specify if Cost of Money (C cost set in MPM database) should be included as part of the extraction process and added to determine the total per-period incremental BCWS, BCWP, ACWP, and ETC for each WBS element

2.5.2.5.4 Other Options

The Other Options section gives the user the ability to define generic rules and information for use by the Extraction Utility to ensure that a complete set of data is extracted. Table 81 describes the elements to enter into the fields.

Table 81: MPM Other Options Elements

MPM Other Options Elements		
Item	Title	Description
1	Data is Factored By	A drop down list that allows the user to select the factoring option from the following options: NONE, 100, 1000, or 10000.
2	Exclude WBS	Coma-delimited list of WBS elements that should be excluded from the extraction process. Field accepts “?” and “*” wildcards to be used for a single character or a string respectively.
3	Generate CPR Data	Enables or disables the generation of Current Period, Cumulative To-Date, and At-Complete values for CPR Formats 1 and 2 from time phased data collected from the source system.
4	Generate MR Log	Enables or disables the population of the EV_MR_Log table from the MPM source data.

2.5.2.5.5 MPM CPR Header Information Input Screen

The CPR Header Information Input Screen allows the user to enter the CPR Header information required for the Dekker PMIS/DOE PARS II upload which is not maintained in the BJC PCMS source system. Figure 16 illustrates the screen and the input fields. See Table 50 for field definition.

CPR Header			
Contract's Name:	<input type="text"/>	Program Name:	<input type="text"/>
StatusDate:	<input type="text"/>	Estimated Cost Best Case:	<input type="text"/>
ProjDsc:	<input type="text"/>	Estimated Cost Worse Case:	<input type="text"/>
Contract's Number:	<input type="text"/>	Estimated Cost Most Likely:	<input type="text"/>
Contract's Type:	<input type="text"/>	Contract Start Date:	<input type="text"/>
Contract's Phase:	<input type="text"/>	Estimated Completion Date:	<input type="text"/>
Security:	<input type="text"/>	Contract Definitization Date:	<input type="text"/>
Contract Data Quantity:	<input type="text"/>	Last Item Delivery Date:	<input type="text"/>
Share Ratio Num:	<input type="text"/>	Contract Completion Date:	<input type="text"/>
Share Ratio Qut:	<input type="text"/>	BAC MR Balance:	<input type="text"/>
Target Profit/Fee:	<input type="text"/>	EAC MR Balance:	<input type="text"/>
Factor:	<input type="text"/>	BAC UB Balance:	<input type="text"/>
Negotiated Cost:	<input type="text"/>	EAC UB Balance:	<input type="text"/>
Estimated Cost of Authorized Unpriced Work:	<input type="text"/>	Contractor's Name:	<input type="text"/>
Target Price:	<input type="text"/>	Contractor's Location:	<input type="text"/>
Estimated Price:	<input type="text"/>	Report Period From:	<input type="text"/>
Contract Ceiling:	<input type="text"/>	Fee:	<input type="text"/>
Estimated Contract Ceiling:	<input type="text"/>	Contractor Rep. Name:	<input type="text"/>
Original Target Cost:	<input type="text"/>	Contractor Rep. Title:	<input type="text"/>
Negotiated Con. Changes:	<input type="text"/>	OTB Date:	<input type="text"/>
Contract Budget Base:	<input type="text"/>		
Total Allocated Budget	<input type="text"/>		
<input type="button" value="Save"/> <input type="button" value="Cancel"/>			

Figure 16: MPM CPR Header Screen Layout

2.6 Security Requirements

The Dekker Extraction Utility does not have application level security built-in. The Extraction Utility utilizes Macros and VB Code to populate CPP Upload Template tables with data from source systems. Therefore, standard MS Access security is enabled requesting a user to run such Macro and VB Code on their PC prior to executing the extraction processes. Access to the source data is secured through file, network, and database system security of the source system. User account password for database access to the source system is not stored by the utility.

2.7 Quality Assurance Requirements

Integration and User testing will continue to be performed on the Extraction Utility to ensure that the utility performs the functions below:

- Automatically export the ANSI/EIA -748 Earned Value Management (EV) Data elements from Deltek Cobra® 4.X/5.0, Ares PRISM 5.1 Management Suite, and Oracle Primavera P3 Project Planner, and Primavera P6 Professional Project Management COTS EVM tools
- Data successfully imported Into PMIS tables
- Configurable to support different implementations of Cobra
- Adaptable to support different EVM systems In the future
- Perform validation checks to ensure data integrity
- Provide feedback as to user errors
- Except ANSI-X12-839 EDI, XER, and DBF files structures
- Connect to Oracle external databases
- Extract EV contract performance report format-1 data elements from Cobra and Prism management systems and populate the contract performance report format-1 Access table
- Extract EV contract performance report format-2 data elements from Cobra and Prism management systems and populate the contract performance report format-2 Access table
- Extract EV contract performance report header information from Cobra and Prism management systems and populate the contract performance report header tables
- Extract Management Reserve (MR) data elements from Cobra and Prism management systems and populate the MR Log Access Table
- Extract EV time-phased incremental cost and quantity data elements from Cobra and Prism management systems and populate the EV time-phased Access table
- Extract Variance Analysis Report (VAR) data elements from Cobra and Prism management systems and populate the variance analysis WBS or variance analysis OBS Access tables
- Extract Primavera schedule current and baseline activity data elements from Primavera P3 and P6 databases and populate the Access schedule activity table
- Extract Primavera schedule relationship data elements from Primavera P3 and P6 databases and populate the Access schedule relationship table

2.8 System/Hardware/Software Requirements

Table 82 contains the recommended technology infrastructure for the Extraction Utility. These recommendations represent an optimal environment for an enterprise system and should be evaluated with consideration for existing corporate standards and the organization's current technology upgrade plan.

Note: Microsoft Visual FoxPro ODBC Driver or OLE DB Provider is required to run DBF Extraction Modules of Cobra V4, Cobra V5, Prism, and Primavera P3 only. Please check with your internal IT department as to which of the components is appropriate for your environment based on your OS version, MS Office version, and any applicable IT Security Policies. These Database Components/Drivers are available free of charge through the Microsoft Web Site. Please see the web site address for each component below.

Microsoft Visual FoxPro OLE DB Provider:

<http://www.microsoft.com/downloads/details.aspx?familyid=e1a87d8f-2d58-491f-a0fa-95a3289c5fd4&displaylang=en>

Microsoft Visual FoxPro ODBC Driver:

<http://msdn.microsoft.com/en-us/vfoxpro/bb190233.aspx>

Note: Oracle 9i Client Software is required to run ORACLE Extraction Modules of Cobra V4 and Primavera P6. Depending on the applicable IT Security Policies, even after Oracle Client installation, access directly to the Oracle Database Server for the purposes of extracting data may not be possible.

Note: Microsoft Project 2003 Software must be installed on any PC running the MS Project Extraction Utility. Prior to initiating the MS Project Extraction Module, the user must Create Reference Link to the latest available Microsoft Project Object Library (MSPRJ.OLE) from the Visual Basic module of the MS Access database.

Table 82: System/Hardware/Software Requirements

Technology Matrix		
Component	Description	Recommended
Hardware	CPU	2 GHz Dual Core
	Disk Space	5 Gigabytes
	Network Interface Cards	100 Ethernet LAN (All Category 5 Cable)
	RAM (Memory)	1GB
	Video Memory	64MB
Software	Operating System	Windows XP
	Office Automation	Microsoft Access 2003
	Office Automation	Microsoft Project 2003
Components	Database Driver	Visual FoxPro ODBC Driver
	Database Driver	Oracle 9i Client Software
	Database Driver	Visual FoxPro OLE DB Provider
	Database Driver	Pervasive SQL V9