























































Environmental Management Completed Projects 2005-Present

Site	Category	Project Name	Notes	Approved Budget \$M	Actual Cost \$M	Completion Date (Calendar Year)		Cost Success?	Schedule Success?	Completed Scope?
						Approved	Actual			
Argonne National Laboratory, IL	Soil and Water Remediation	Soil and Water Remediation ANLE-0030	a	\$ 28	\$ 30	2007	2007			
	Nuclear Facility Deactivation and Decommissioning	Nuclear Facility Deactivation and Decommissioning ANLE-0040		\$ 18	\$ 14	2009	2010			
		Nuclear Facility Decontamination and Decommissioning Building 310 ANLE-0040.NEW.R1.1		\$ 13	\$ 8	2011	2011			
		Nuclear Facility D & D Building 330 ANLE-0040.NEW.R1.2		\$ 34	\$ 15	2011	2011			
Ashtabula, OH	Soil and Water Remediation	Soil and Water Remediation OH-AB-0030	a	\$ 157	\$ 147	2006	2006			
Brookhaven National Lab, NY	Soil and Water Remediation	Soil and Water Remediation BRNL-0030	a	\$ 196	\$ 202	2005	2005			
	Nuclear Facility Decontamination and Decommissioning	Nuclear Facility Decontamination and Decommissioning-Brookhaven Graphite Research Reactor BRNL-0040		\$ 54	\$ 74	2012	2012			
		Nuclear Facility Decontamination and Decommissioning-High Flux Beam Reactor BRNL-0041		\$ 12	\$ 15	2012	2010			
Columbus (West Jefferson), OH	Nuclear Facility Decontamination and Decommissioning	Nuclear Facility Decontamination and Decommissioning OH-CL-0040	a	\$ 163	\$ 163	2006	2006			
Fernald, OH	Solid Waste Stabilization and Disposition	Solid Waste Stabilization and Disposition OH-FN-0013	a	\$ 1,489	\$ 1,599	2006	2006			
	Soil and Water Remediation	Soil and Water Remediation OH-FN-0030	a	\$ 1,110	\$ 1,069	2006	2006			
	Nuclear Facility Decontamination and Decommissioning	Non-Nuclear Facility Decontamination and Decommissioning OH-FN-0050	a	\$ 512	\$ 234	2006	2006			
Idaho National Laboratory, ID	Nuclear Materials Stabilization and Disposition	Nuclear Materials Stabilization and Disposition ID-0011		\$ 35	\$ 13	2012	2010			
	Construction Line Item Project	Sodium Bearing Waste Treatment Plant 06-D-401		\$ 462	\$ 571	2010	2012			
	Soil and Water Remediation	Soil and Water Remediation - 2012 - Idaho ID-0030B.C1		\$ 743	\$ 548	2012	2012			
		Accelerated Retrieval Project VIII ID-0030B/C-C003		\$ 49	\$ 37	2013	2013			
		Buried Waste ID-0030B.R1.1		\$ 75	\$ 64	2011	2011			
		In-Situ Grouting ID-0030B.R1.2		\$ 23	\$ 7	2011	2011			
Nuclear Facility Decontamination and Decommissioning	Nuclear Facility Decontamination and Decommissioning - INL ID-0040B		\$ 753	\$ 356	2012	2012				

Environmental Management Completed Projects 2005-Present

Site	Category	Project Name	Notes	Approved Budget \$M	Actual Cost \$M	Completion Date (Calendar Year)		Cost Success?	Schedule Success?	Completed Scope?
						Approved	Actual			
Inhalation Toxicology Lab, NM	Soil and Water Remediation	Soil and Water Remediation CBC-ITL-0030	a	\$ 8	\$ 11	2006	2008			
Kansas City Plant, MO	Soil and Water Remediation	Soil and Water Remediation VL-KCP-0030	a	\$ 29	\$ 28	2006	2006			
Lab for Energy Related Health Research, CA	Nuclear Facility Decontamination and Decommissioning	Nuclear Facility Decontamination and Decommissioning LEHR-0040	a	\$ 41	\$ 38	2005	2005			
Lawrence-Livermore National Lab, CA	Solid Waste Stabilization and Disposition	Solid Waste Stabilization and Disposition LLNL-0013	a	\$ 74	\$ 72	2006	2005			
	Soil and Water Remediation	Soil and Water Remediation LLNL-0030	a	\$ 123	\$ 123	2006	2005			
		Soil and Groundwater Remediation Project, Site 300 VL-LLNL-0031	a, c	\$ 54	\$ 127	2008	2010			
Lawrence-Berkeley National Lab, CA	Soil and Water Remediation	Soil and Water Remediation CBC-LBNL-0030	a	\$ 34	\$ 34	2006	2007			
Los Alamos Site Office, NM	Nuclear Facility Decontamination and Decommissioning	Decontamination and Decommissioning of the Tritium Systems and Test Assembly (TSTA) Facility, Capital Asset VL-LANL-0040-D.R1		\$ 15	\$ 13	2010	2010			
	Soil and Water Remediation	DP Site - MDA-B LANL-0030.R1.1		\$ 111	\$ 132	2012	2013			
		Defense Soil and Groundwater - Groundwater Wells LANL-0030.R1.2		\$ 45	\$ 37	2012	2011			
	Nuclear Facility Decontamination and Decommissioning	Defense Decontamination and Decommissioning - TA-21 LANL-0040-D.R1		\$ 74	\$ 49	2012	2011			
Moab Uranium Mill Tailings Remedial Action Project, UT	Soil and Water Remediation	Uranium Mill Tailings Remediation Project (UMTRA) CBC-MOAB-0031.C1		\$ 41	\$ 39	2012	2010			
Mound, OH	Solid Waste Stabilization and Disposition	Solid Waste Stabilization and Disposition OH-MB-0013	a	\$ 202	\$ 170	2006	2006			
	Soil and Water Remediation	Soil and Water Remediation OH-MB-0030	a	\$ 164	\$ 55	2006	2006			
		Soil and Water Remediation - OU-1 OH-MB-0031		\$ 34	\$ 43	2008	2011			
		Mound OU-1 OH-MB-0031-NEW.R1		\$ 20	\$ 18	2011	2011			
	Nuclear Facility Decontamination and Decommissioning	Nuclear Facility Decontamination and Decommissioning OH-MB-0040	a	\$ 484	\$ 153	2006	2006			
Nevada Test Site, NV	Solid Waste Stabilization and Disposition	Solid Waste Stabilization and Disposition VL-NV-0013		\$ 30	\$ 29	2008	2009			

Environmental Management Completed Projects 2005-Present

Site	Category	Project Name	Notes	Approved Budget \$M	Actual Cost \$M	Completion Date (Calendar Year)		Cost Success?	Schedule Success?	Completed Scope?
						Approved	Actual			
Oak Ridge, TN	Construction Line Item Project	U-233 Disposition Project - Building 3019 OR-0011Z		\$ 240	\$ 225	2020	2011	G	G	R
	Solid Waste Stabilization and Disposition	Solid Waste Stabilization and Disposition OR-0013	a	\$ 461	\$ 465	2006	2006	G	G	G
	Soil and Water Remediation	Soil and Water Remediation OR-0030	a	\$ 352	\$ 351	2006	2006	G	G	G
		Soil and Water Remediation - Offsites OR-0031	a	\$ 13	\$ 11	2012	2010	G	G	G
	Nuclear Facility Decontamination and Decommissioning	K-25 Decontamination and Decommissioning OR-0040.C1		\$ 479	\$ 1,397	2017	1900	R	G	G
		Zone 1 Remedial Action OR-0040.C2		\$ 19	\$ 19	2017	2011	G	G	G
		ETTP Main Plant Area Decontamination and Decommissioning Facilities OR-0040.C3		\$ 19	\$ 11	2017	2011	G	G	G
		K-27 Demolition Preparation Project OR-0040.R1.1		\$ 27	\$ 26	2012	2011	G	G	G
		K-33 Demolition Project OR-0040.R1.2		\$ 65	\$ 58	2012	2012	G	G	G
		K-33 Slab & Soils Buy Back OR-0040.R1.3		\$ 23	\$ 14	2012	2013	G	G	G
		Cell 6 Expansion OR-0041.C1		\$ 31	\$ 22	2012	2011	G	G	G
		Disposal Facility Expansion - Cell 5 OR-0041.R1.3		\$ 13	\$ 9	2011	2011	G	G	G
		Disposal Facility Expansion--Sanitary Landfill OR-0041.R1.4		\$ 11	\$ 9	2012	2011	G	G	G
		Y-12 Biology Complex Decontamination and Decommissioning OR-0041.NEW.R1.2		\$ 30	\$ 14	2011	2011	G	G	G
		Tank W1A OR-0042.C1.1		\$ 48	\$ 51	2012	2012	G	G	G
		Facility Demolition Building 3026/Wooden Facilities OR-0042.R1.2		\$ 13	\$ 12	2011	2011	G	G	G
		Bethel Valley Burial Grounds OR-0042.R1.5		\$ 16	\$ 18	2011	2011	G	G	G
		Facility Demolition-Small Facilities OR-0042.R1.6		\$ 11	\$ 12	2012	2012	G	G	G
		Non-Defense Facility Demolition - 2000 Complex OR-0042.NEW.R2.2		\$ 13	\$ 9	2011	2011	G	G	G
		4500 Gaseous Reconfiguration and Stabilization Project Buy Back OR-0042.NEW.R2.7		\$ 13	\$ 13	2013	2013	G	R	G

Environmental Management Completed Projects 2005-Present

Site	Category	Project Name	Notes	Approved Budget \$M	Actual Cost \$M	Completion Date (Calendar Year)		Cost Success?	Schedule Success?	Completed Scope?
						Approved	Actual			
Office of River Protection, WA	Solid Waste Stabilization and Disposition	SY-Farm Transfer Line Upgrade ORP-0014.R1.5		\$ 18	\$ 15	2011	2011	G	G	G
Pantex Plant, NM	Soil and Water Remediation	Soil and Water Remediation VL-PX-0030	a, c	\$ 168	\$ 186	2008	2010	R	R	G
	Nuclear Facility Decontamination and Decommissioning	Nuclear Facility Decontamination and Decommissioning VL-PX-0040	a, c	\$ 18	\$ 15	2007	2007	G	G	G
Portsmouth Paducah Project Office (PPPO), KY and OH	Construction Line Item Project	Depleted Uranium Hexafluoride Conversion Project (DUF6) Portsmouth & Paducah O2-U-101		\$ 346	\$ 580	2008	2010	R	R	G
	Nuclear Facility Decontamination and Decommissioning	Nuclear Facility Decontamination and Decommissioning - Paducah Gaseous Diffusion Plant PA-0040.C1		\$ 30	\$ 35	2012	2012	R	G	G
		C-746-A East End Smelter Project PA-0040.R1.3		\$ 32	\$ 19	2011	2011	G	G	G
		C-340 Complex Decontamination and Decommissioning PA-0040.R1.2		\$ 36	\$ 36	2011	2011	G	G	G
Richland, WA	Soil and Water Remediation	Groundwater Remedy Implementation for 200-ZP-1 and 100 DX Treatment Systems RL-0030.C		\$ 385	\$ 336	2011	2012	G	G	G
	Nuclear Facility Decontamination and Decommissioning	U Plant/Other Decontamination and Decommissioning RL-0040.R1.1		\$ 257	\$ 206	2011	2012	G	G	G
		Outer Zone Decontamination and Decommissioning RL-0040.R1.2		\$ 115	\$ 89	2011	2011	G	G	G
		100 K Area Remediation RL-0041.R1.1		\$ 203	\$ 188	2012	2011	G	G	G
		ERDF Cell Expansion RL-0041.R1.2		\$ 56	\$ 47	2012	2011	G	G	G
		Accelerated Remediation & Disposal RL-0041.R1.3		\$ 89	\$ 49	2012	2011	G	G	G
		Super Cell 10 RL-0041.R1.4		\$ 36	\$ 29	2012	2011	G	G	G
		618-10 Trench Remediation RL-0041.R2		\$ 72	\$ 57	2012	2011	G	G	G
Trench Remediation 618-10 RL-0041.R3		\$ 20	\$ 20	2012	2012	G	G	G		

Environmental Management Completed Projects 2005-Present

Site	Category	Project Name	Notes	Approved Budget \$M	Actual Cost \$M	Completion Date (Calendar Year)		Cost Success?	Schedule Success?	Completed Scope?	
						Approved	Actual				
Rocky Flats, CO	Nuclear Materials Stabilization and Disposition	NM Stabilization and Disposition RF-0011	b	\$ 7,500	\$ 6,707	2006	2005	G	G	G	
	Solid Waste Stabilization and Disposition	Solid Waste Stabilization and Disposition RF-0013	b			2006	2005	G	G	G	
	Nuclear Facility Decontamination and Decommissioning	Nuclear Facility Decontamination and Decommissioning-North Side Facility Closures RF-0040	b			2006	2005	G	G	G	
		Nuclear Facility Decontamination and Decommissioning-South Side Facility Closures RF-0041	b			2006	2005	G	G	G	
Savannah River Site, SC	Nuclear Materials Stabilization and Disposition	Purification Area Vault SR-0011C.C2		\$ 27	\$ 26	2012	2014	G	R	G	
	Radioactive Liquid Tank Waste Stabilization and Disposition	Saltstone Disposal Unit 2 SR-0014.C3.1		\$ 32	\$ 33	2012	2012	G	G	G	
		Saltstone Disposal Units 3&5 SR-0014.C3.2		\$ 77	\$ 69	2014	2013	G	G	G	
	Soil and Water Remediation	P-Area Ash Basin Remedial Action Project SR-0030.R1.3		\$ 30	\$ 18	2011	2011	G	G	G	
		R-Area Ash Basin Remedial Action Project SR-0030.R1.5		\$ 12	\$ 10	2011	2011	G	G	G	
	Nuclear Facility Decontamination and Decommissioning	P Reactor Decommissioning Project SR-0030.R1.2		\$ 142	\$ 81	2012	2012	G	G	G	
		R-Reactor Decommissioning Project SR-0030.R1.4		\$ 149	\$ 78	2012	2012	G	G	G	
Heavy Water Components Test Reactor Building Decommissioning SR-0030.R3.2			\$ 11	\$ 8	2011	2011	G	G	G		
Sandia National Laboratory, NM	Soil and Water Remediation	Soil and Water Remediation VL-SN-0030	a, c	\$ 50	\$ 236	2006	2010	R	R	G	
Separations Process Reactor Unit, NY	Soil and Water Remediation	Contaminated Soil Removal - North Field SPRU-0040.R1.2		\$ 15	\$ 13	2011	2011	G	G	G	
Stanford Linear Accelerator Center, Stanford, CA	Soil and Water Remediation	Soil and Water Remediation 2 - SLAC CBC-SLAC-0030.R1		\$ 33	\$ 16	2012	2011	R	G	G	
West Valley Demonstration Project, NY	Nuclear Facility Decontamination and Decommissioning	Main Plant Decontamination and Decommissioning WV-0040.C1		\$ 46	\$ 100	2012	2011	R	G	R	
				\$ 19,408	\$ 18,381	Total (of 89 Projects)		73	78	86	
								% Success	82%	88%	97%

(a) These projects were baselined at different times and under different guidance. The cost, schedule, and scope success is measured against values reported to Congress in July 2004 by the Department of Energy's Office of Management and Budget.

(b) Rocky Flats Closure Project cost, schedule, and scope success is measured against the 2001 Closure Baseline.

(c) Projects achieved Physical Completion in 2009. Formal Project Closeout (Critical Decision-4) documentation was completed in 2010.