

High Performance Permanent Magnets for Advanced Motors

P.I.: Jinfang Liu

Electron Energy Corporation

06-10-2010

Project ID # **APE031**

Overview

Timeline

- **Project start date:** 08/15/2008
- **Project end date:** 08/14/2010
- **Percent complete:** 83%

Budget

- **Total project funding**
 - DOE share: \$750,000.00
 - Contractor share: 0
- **Funding received in FY09**
 - \$375,000.00
- **Funding for FY10**
 - \$375,000.00

Barriers

- **Barriers addressed**
 - D. Manufacturability
 - G. Performance

Partners

- Univ. of Delaware
- Electron Energy Corporation
(Project lead)

Objectives

- ❖ **Develop new composite magnets with superior magnetic properties** and *high electrical resistivity to reduce eddy current losses;*
- ❖ *Improve the performance of permanent magnets:*
maximum energy product of 35-38 MGOe
maximum operating temperature of 240 °C;
- ❖ *Reduce the manufacturing costs of permanent magnets for advanced motor applications.*

Milestones

Month/Year	Milestone or Go/No-Go Decision
Nov-09	<ul style="list-style-type: none"> ❖ Development of compositionally modified $\text{Sm}_2\text{Co}_{17}$-type magnets with a maximum energy product of 35-38 MGOe able to operate at 240°C ❖ Development of new hybrid magnets via hot-consolidation and die-upsetting with higher thermal stability than that of Neo magnets
May-10	<ul style="list-style-type: none"> ❖ Increase by ten times the electrical resistivity of permanent magnets with $(\text{BH})_{\text{max}} > 35 \text{ MGOe}$ able to operate at temperatures of $200\text{-}240^\circ\text{C}$ ❖ Development of short thermal cycles to reduce the cost of sintered Sm-Co 2:17 magnets
Aug-10	<ul style="list-style-type: none"> ❖ Testing of mechanical properties and corrosion resistance of the new composite magnets with enhance electrical resistivity ❖ Develop a magnetic subsystem to test at Rolls-Royce

Technical Approach

- ❖ *Optimize the composition and process to **increase the maximum energy product** of $\text{Sm}(\text{Co,Fe,Cu,Zr})_z$ type magnets.*
- ❖ *Apply die-upsetting techniques to develop hybrid magnets with better temperature stability than Neo magnets.*
- ❖ *Use calcium- and rare earth fluorides as **dielectric constituents** of permanent magnets to **increase the electrical resistivity**.*
- ❖ *Optimize processes parameters (such as thermal cycle length and others) to **reduce manufacturing cost**.*

FY08 & FY09 Accomplishments

Task 1: $\text{Sm}_2\text{Co}_{17}$ -type magnets with a maximum energy product of 35-38 MGOe able to operate at 240°C

❖ Developed $\text{Sm}(\text{Co},\text{Fe},\text{Cu},\text{Zr})_z$ magnets with increased magnetic remanence and maximum energy product, $(\text{BH})_{\text{max}} = 33 \text{ MGOe}$ (10% increase) by compositional tuning, better compositional uniformity and process optimization (e.g. solution temperature).

Task 2: New hybrid magnets via hot-consolidation and die-upsetting with higher thermal stability than that of Neo magnets

❖ Demonstrated that hybrid magnets consisting of Nd-based 2:14:1 and Sm-based 1:5 phases, produced by hot pressing and die upsetting can develop a good texture and has a better thermal stability than the single phase Nd-based 2:14:1 magnets.


❖ SmCo_5 / Co hybrids produced by hot pressing and die upsetting showed a unique three-phase 1:5 / 2:17 / Co layered morphology at submicron level which may play a critical role in developing good permanent magnet properties.

❖ Fabricated hot-deformed Co / Sm-Co-Fe-Mn composite magnets with increased maximum energy product compared to the Sm-Co-Fe-Mn magnets.

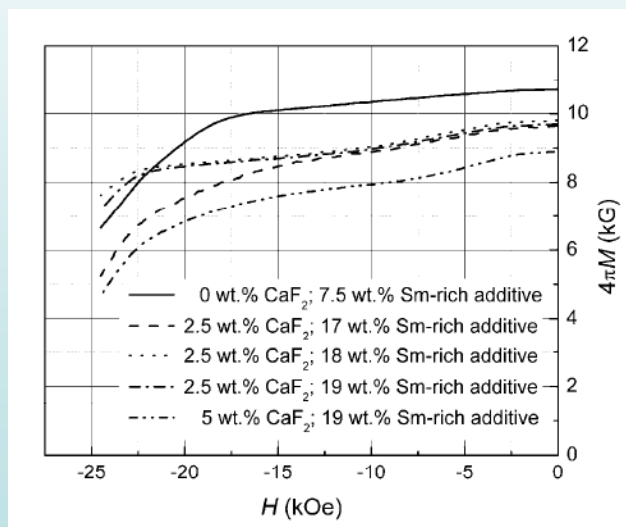
FY09 Accomplishments

Task 3: Increase by ten times the electrical resistivity of permanent magnets with $(BH)_{\max} > 35$ MGOe able to operate at temperatures of 200-240°C.

❖ **Composite** (homogeneous) $\text{Sm}(\text{Co,Fe,Cu,Zr})_z$ / CaF_2 magnets with 30 – 700% higher electrical resistivity were produced by conventional sintering. A remanence of 9 kG and intrinsic coercivity greater than 25 kOe were obtained for samples with 30 % increase in resistivity (see Figs. below). A remanence of 7.3 kG and intrinsic coercivity greater than 25 kOe were obtained for samples with 50 % increase in resistivity. All these magnets can operate at 240 °C.



Morphology of composite $\text{Sm}(\text{Co,Fe,Cu,Zr})_z$ / CaF_2 permanent magnets.




Demagnetization curves of composite $\text{Sm}(\text{Co,Fe,Cu,Zr})_z$ / CaF_2 permanent magnets with 30 % increase in resistivity. The composition was adjusted with a Sm-rich additive.

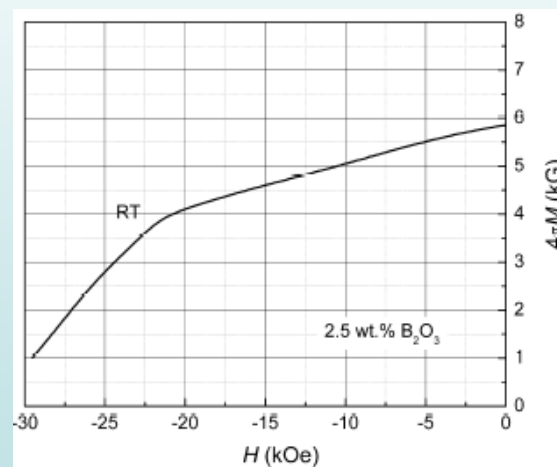
FY09 Accomplishments

Task 3: Increase by ten times the electrical resistivity of permanent magnets with $(BH)_{\max} > 35$ MGOe able to operate at temperatures of 200-240°C. (Cont'd)

❖ “Glass-Bonded” $\text{Sm}(\text{Co},\text{Fe},\text{Cu},\text{Zr})_z / \text{B}_2\text{O}_3$ magnets with electrical resistivity above $1000 \mu\Omega\text{cm}$ (a more than 10 times increase) and high coercivity were produced by thermal consolidation. The magnets are able to operate at 240 °C.



Morphology of “Glass-Bonded” $\text{Sm}(\text{Co},\text{Fe},\text{Cu},\text{Zr})_z / \text{B}_2\text{O}_3$ magnets.




Demagnetization curve for “Glass-Bonded” $\text{Sm}(\text{Co},\text{Fe},\text{Cu},\text{Zr})_z / \text{B}_2\text{O}_3$ magnets.

FY09 Accomplishments

Task 3: Increase by ten times the electrical resistivity of permanent magnets with $(BH)_{\max} > 35$ MGOe able to operate at temperatures of 200-240°C. (Cont'd)

❖ Composite Nd-Fe-B / fluorides and Pr-Fe-B / fluorides magnets with the electrical resistivity increased by up to 6 times compared to the value for the conventional metallic counterparts, were synthesized by hot pressing and die upsetting. In some cases, the addition of fluorides was found to improve the magnetic properties.

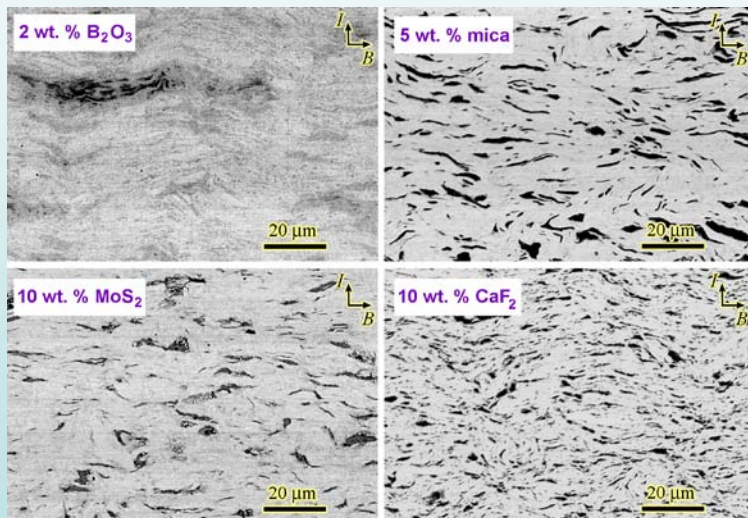


Distribution of dielectric fluoride within a $\text{Nd}_{14.5}\text{Fe}_{79.5}\text{B}_6$ / 5 wt.% DyF_3 hot-pressed magnet.

FY10 Accomplishments

Task 3: Increase by ten times the electrical resistivity of permanent magnets with $(BH)_{\max} > 35$ MGOe able to operate at temperatures of 200-240°C. (Cont'd)

❖ Micro-laminated isotropic magnets with electrical resistivity increased by up to 4.8 times, were fabricated from the recently developed SmCo_5 nanoflake precursors, by hot pressing with or without a dielectric addition (such as boron oxide, muscovite (mica), molybdenum disulfide and calcium fluoride).



Morphology of laminated permanent magnets produced from SmCo_5 nanoflake precursors and dielectric inclusions.

Dielectric addition	Electrical resistivity ($\mu \Omega \cdot \text{cm}$)		Remanent induction (kG)	Intrinsic coercivity (kOe)
	Perpendicularly to predominant flake orientation	Parallel to predominant flake orientation		
no addition	133	92	6.45	17.6
2 wt. % CaF_2	125	97	5.92	16.0
5 wt. % CaF_2	141	117	5.55	15.4
10 wt. % CaF_2	328	110	4.98	16.4
1 wt. % mica	159	68	6.42	16.7
5 wt. % mica	196	55	4.49	11.4
2 wt. % B_2O_3	644	197	5.09	13.6
10 wt. % MoS_2	236	130	5.13	12.3


Magnetic properties of laminated permanent magnets produced from SmCo_5 nanoflake precursors and dielectric inclusions.

FY10 Accomplishments

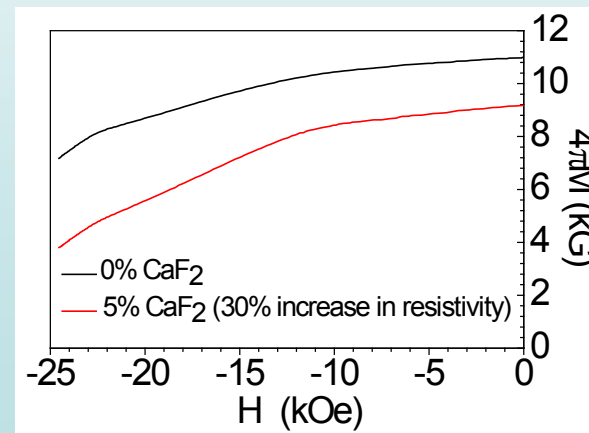
Task 3: Increase by ten times the electrical resistivity of permanent magnets with $(BH)_{\max} > 35$ MGOe able to operate at temperatures of 200-240°C. (Cont'd)

❖ Continued to produce magnets with good magnetic performance and electrical resistivity increased by 30% able to operate at 240°C.

❖ **Laminated anisotropic magnets consisting of $\text{Sm}(\text{Co,Fe,Cu,Zr})_2$ and CaF_2 layers that can **electrically insulate** the magnet layers, were produced by a one-step sintering. The magnetic layers have the same properties as a bulk magnet with $(BH)_{\max}$ of up to 33 MGOe. A magnet specimen with 3 dielectric layers (equivalent to 5 wt%) has a *total* magnetic remanence of 9 kG, intrinsic coercivity exceeding 25 kOe.**



Morphology of laminated $\text{Sm}(\text{Co,Fe,Cu,Zr})_2 / \text{CaF}_2$ magnet.



Demagnetization curve for laminated $\text{Sm}(\text{Co,Fe,Cu,Zr})_2 / \text{CaF}_2$ magnet.

FY10 Accomplishments

Task 4: Development of short thermal cycles to reduce cost of the sintered Sm-Co 2:17 magnets.

❖ Fine modifications in the solution temperature and quenching allowed for the fabrication of larger magnet blocks (without cracking) and more uniform magnetic properties.

Task 5: Testing of mechanical properties and corrosion resistance of the new composite magnets with enhance electrical resistivity.

❖ The mechanical strength in composite $\text{Sm}(\text{Co,Fe,Cu,Zr})_z$ / CaF_2 magnets with increased electrical resistivity is similar to that of the regular $\text{Sm}(\text{Co,Fe,Cu,Zr})_z$ magnets.

Collaboration and Coordination with other Institutions

Academia

Univ. of Delaware

Industry

General Electric

Curtiss-Wright

Proposed Future Work

- ❖ **Develop a production process that will allow the magnet and dielectric powder layering with a control of the layer thickness down to hundreds of microns.**
- ❖ **Continue the efforts to improve the maximum energy product $(BH)_{\max}$ of the permanent magnets to at least 35 MGOe.**
- ❖ **Continue to test the mechanical properties of the composite magnets with higher electrical resistivity.**
- ❖ **Test the corrosion resistance of the composite magnets with higher electrical resistivity.**
- ❖ **Continue to develop magnets with high electrical resistivity for our customers and receive the feedback on their performance.**

Summary

- ❖ **Permanent magnets with increased maximum energy product were produced by compositional and process optimizations.**
- ❖ **Composite Sm-Co based (homogeneous) magnets containing dielectric inclusions, with 30 – 700% higher electrical resistivity than conventional magnets, were produced by sintering.**
- ❖ **Layered magnets with resistivity increased up to the level of electrical insulation, were produced by one-step sintering.**
- ❖ **A new type of magnets with a layered microstructure and up to 4.8 times increase in electrical resistivity, were produced from nanoflake magnet precursors and dielectric powder.**
- ❖ **Composite Nd-Fe-B and Pr-Fe-B based magnets with dielectric dispersions and electrical resistivity increased by 6 times, compared to the value for the conventional metallic counterparts, were synthesized by hot pressing and die upsetting.**
- ❖ **The new composite magnets with dielectric inclusions and high electrical resistivity have similar mechanical strength as compared to conventional magnets.**
- ❖ **Optimizations and automations lead to the cost reduction of the magnet processing.**